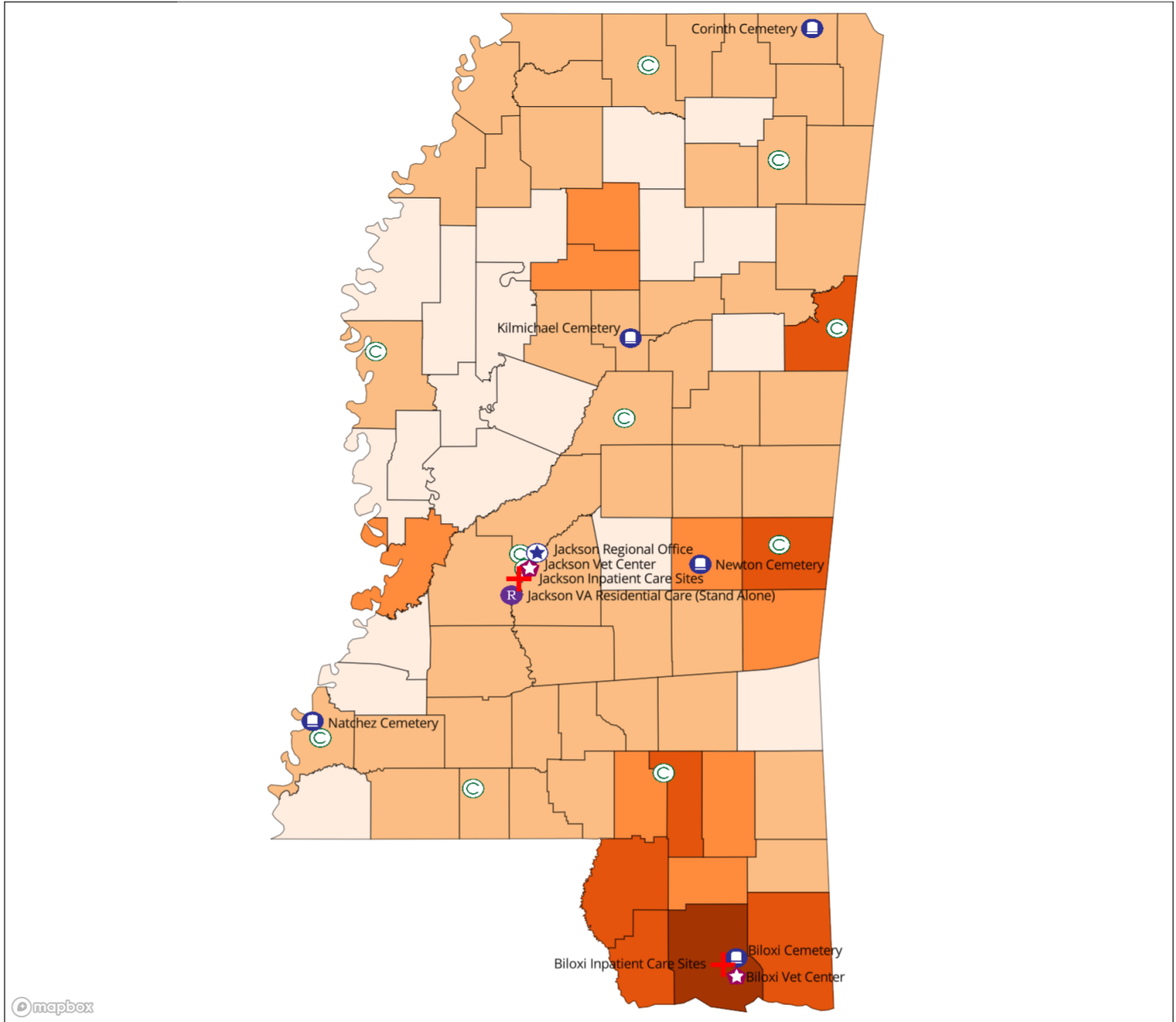


Veterans as a Percent of County Population (FY2019)



<ul style="list-style-type: none"> + VA Medical Center w/ Hospital + VA Medical Center w/o Hospital C VA Clinic C VA Extended Care (Stand Alone) R VA Residential Care (Stand Alone) ☆ Vet Center ☆ Regional Office C VA Cemetery 	<p>Veteran Population Density By FY2019 County</p> <ul style="list-style-type: none"> 3.40% - 4.56% 4.57% - 6.28% 6.29% - 8.00% 8.01% - 9.72% 9.73% - 11.11% 	<p>Mississippi ranks #33 in total Veteran Population</p> <p>Veteran Population = 188,131</p> <p>Sources: Population: VA Office of Data Governance and Analytics: VetPop2018 as of 9/30/2019, U.S. Census Bureau County Population Estimates 2019.</p> <p>VHA Office of Policy and Planning: VAST data FY21Q2</p> <p>National Center for Veterans Analysis and Statistics Produced 08/20/2020</p>
---	--	---



VA Facilities (as of 3/30/2021)

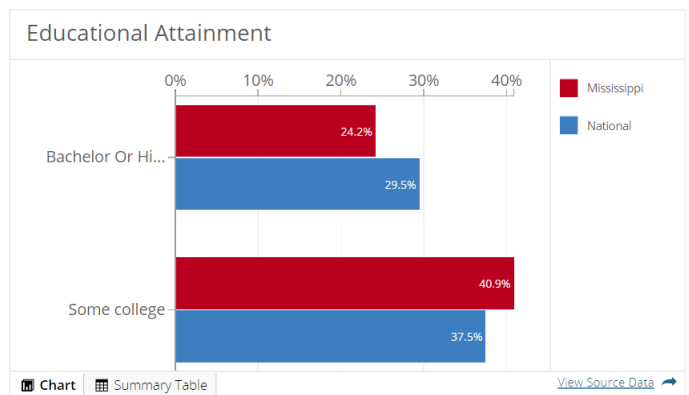
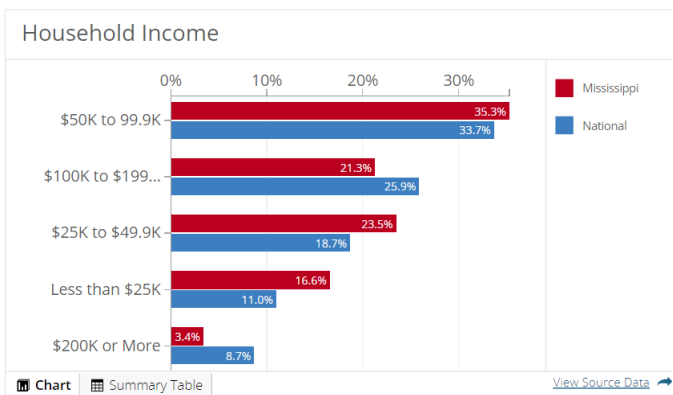
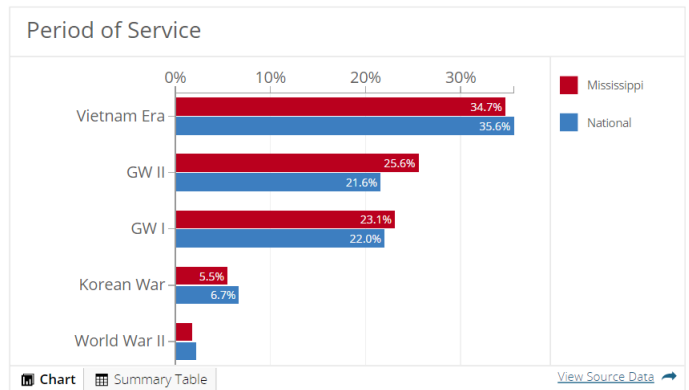
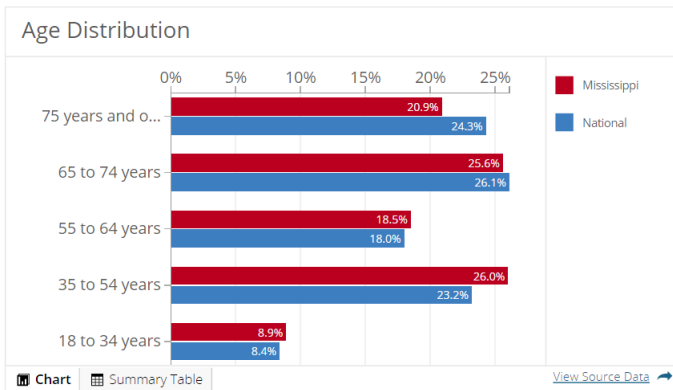
Facility Type	Mississippi	Total
Number of Inpatient Care Sites	3	155
Number of National and State Cemeteries	5	272
Number of Outpatient Care Sites	13	1,284
Number of VBA Regional Offices	1	56
Number of Vet Centers	2	300
Showing all 5 rows		
Source Data V		

VA Expenditures FY 2019 (in thousands)

Programs	Mississippi	Total
Compensation & Pension	\$1,026,348	\$97,637,686
Construction	\$10,211	\$1,238,240
Education & Vocational Rehabilitation/ Employment	\$86,211	\$13,810,758
General Operating Expenses	\$26,325	\$10,117,163
Insurance & Indemnities	\$10,931	\$1,401,616
Medical Care	\$886,074	\$77,802,984
Showing all 6 rows		
Source Data V		

Veteran Population (as of 9/30/2019)

Veteran Cohort	Mississippi	Total
Number of Veterans	188,131	19,928,795
Percent of Adult Population that are Veterans	6.8%	6.8%
Number of Women Veterans	22,030	2,014,727
Percent of Women Veterans	11.7%	10.1%
Number of Military Retirees	27,873	2,174,409
Percent of Veterans that are Military Retirees	14.8%	10.9%
Number of Veterans Age 65 and Over	73,964	9,180,714
Percent of Veterans Age 65 and Over	39.3%	46.1%
Showing all 8 rows		
Source Data V		



VA Healthcare and Benefits (as of 9/30/2020)

Veterans and Dependents	Mississippi	Total
Number of Veterans Receiving Disability Compensation	49,331	5,081,692
Number of Veterans Receiving Pension	2,649	219,587
Number of Dependency & Indemnity Comp Beneficiaries	5,210	445,503
Number of Enrollees in VA Healthcare System	96,098	9,161,716
Number of Unique Patients Treated	66,945	6,112,562
Number of Education Beneficiaries	7,167	875,436

Showing all 6 rows
Source Data V



Population Projections

Population Changes

Veteran Population 2018	Veteran Population 2048	Annual Percentage Change
191K	122K	-1.5%
Showing all 1 of 1		
Source Data V		

Veteran Population Projection By Age and Year

Mississippi	Age	9/30/2018	9/30/2023	9/30/2028	9/30/2033	9/30/2038	9/30/2043	9/30/2048
	Less Than 40	33,170	29,049	26,168	24,710	24,298	24,041	24,066
	40 - 64	83,594	74,794	64,791	56,633	49,795	46,543	42,598
	65+	74,078	73,663	73,842	71,251	66,888	60,006	55,029
Showing all 3 rows								
Source Data V								

Veteran Population Projection By Gender and Year

Mississippi	Gender	9/30/2018	9/30/2023	9/30/2028	9/30/2033	9/30/2038	9/30/2043	9/30/2048
	Male	168,970	154,949	141,779	129,309	117,648	107,444	98,976
	Female	21,872	22,558	23,021	23,286	23,334	23,147	22,717
Showing all 2 rows								
Source Data V								

Veteran Population Projection By Period of Service and Year

Mississippi	Period of Service	9/30/2018	9/30/2023	9/30/2028	9/30/2033	9/30/2038	9/30/2043	9/30/2048
	WWII	3,246	680	88	< 10	0	0	0
	Korea	10,850	5,481	1,933	450	71	< 10	< 10
	Vietnam	55,640	47,638	38,100	27,445	16,834	8,237	3,027
	Gulf War	83,795	90,197	92,512	89,989	86,144	81,352	74,583
Showing all 4 rows								
Source Data V								



Veteran Population Projection By Race/Ethnicity and Year

Mississippi	Race and Ethnicity	9/30/2018	9/30/2023	9/30/2028	9/30/2033	9/30/2038	9/30/2043	9/30/2048
	White, Not Hispanic	128,514	114,102	100,523	88,942	79,264	71,330	65,189
	Minority	62,328	63,404	64,277	63,653	61,718	59,260	56,504

Showing all 2 rows
Source Data [V](#)

Age Distribution over Time -- Mississippi

