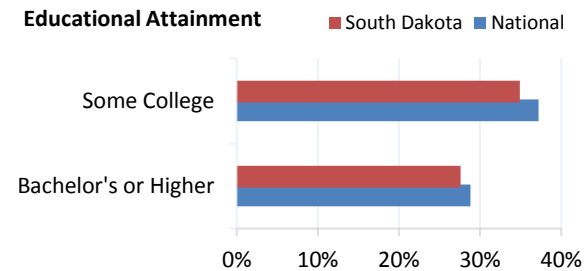
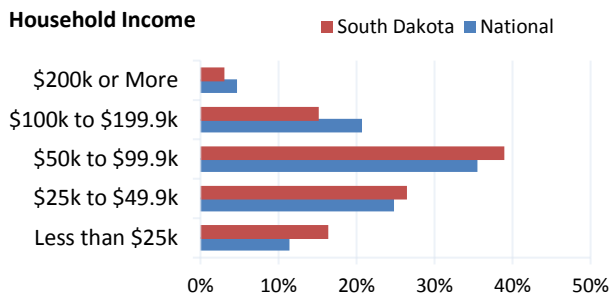
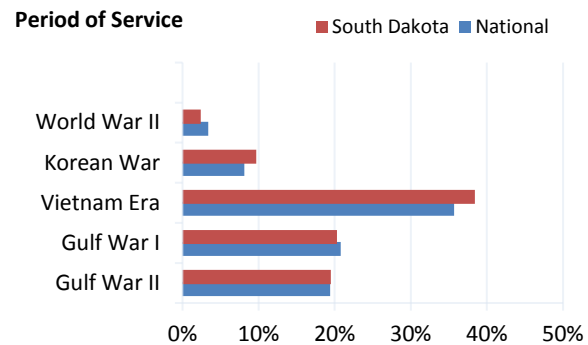
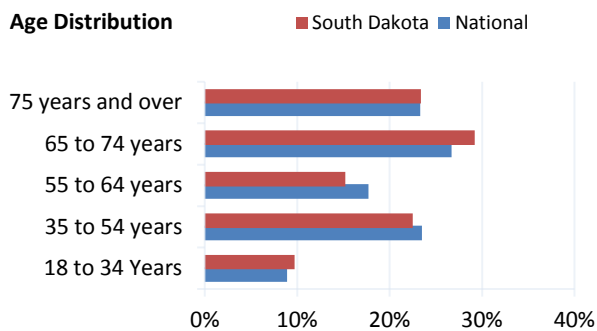


VA Facilities (as of 9/30/2017)	South Dakota	National
Number of Inpatient Care Sites	3	154
Number of Outpatient Care Sites	9	1,029
Number of Vet Centers	2	300
Number of VBA Regional Offices	1	56
Number of National and State Cemeteries	6	246

VA Expenditures FY 2017 (in thousands)	South Dakota	National
Compensation & Pension	\$ 253,310	\$ 84,138,460
Construction	\$ 11,329	\$ 1,467,395
Education & Voc Rehab/Employment	\$ 29,311	\$ 13,182,263
General Operating Expenses	\$ 10,515	\$ 9,222,998
Insurance & Indemnities	\$ 5,320	\$ 1,700,374
Medical Care	\$ 370,960	\$ 69,709,570



Veteran Population (as of 9/30/2017)	South Dakota	National
Number of Veterans	65,335	19,998,799
Percent of Adult Population that are Veterans	10.08%	6.60%
Number of Women Veterans	6,515	1,882,848
Percent of Women Veterans	9.97%	9.41%
Number of Military Retirees	8,584	2,156,647
Percent of Veterans that are Military Retirees	13.14%	10.78%
Number of Veterans Age 65 and Over	29,368	9,410,179
Percent of Veterans Age 65 and Over	44.95%	47.05%



VA Healthcare and Benefits (as of 9/30/2017)	South Dakota	National
Number of Veterans Receiving Disability Compensation	16,422	4,552,819
Number of Veterans Receiving Pension	1,005	276,570
Number of Dependency & Indemnity Comp Beneficiaries	1,250	411,390
Number of Education Beneficiaries	2,545	987,577
Number of Enrollees in VA Healthcare System	39,364	9,116,200
Number of Unique Patients Treated	29,781	6,035,183



Population Change	South Dakota	National
Veteran Population 2015	66K	20.8M
Veteran Population 2045	52K	12M
Annual Percentage Change	-0.80%	-1.82%

South Dakota	9/30/2015	9/30/2020	9/30/2025	9/30/2030	9/30/2035	9/30/2040	9/30/2045
Age	Less than 40	11,112	11,201	10,106	9,321	8,868	8,900
	40-64	25,908	23,787	23,017	22,584	22,275	22,187
	65+	29,386	28,516	27,603	26,376	24,872	21,053

South Dakota	9/30/2015	9/30/2020	9/30/2025	9/30/2030	9/30/2035	9/30/2040	9/30/2045
Gender	Male	60,143	56,650	53,174	49,987	47,011	42,017
	Female	6,263	6,855	7,552	8,294	9,004	10,123

South Dakota	9/30/2015	9/30/2020	9/30/2025	9/30/2030	9/30/2035	9/30/2040	9/30/2045
Period of Service	WWII	2,598	849	176	22	2	0
	Korea	5,786	3,384	1,462	419	77	1
	Vietnam	22,620	20,321	17,365	13,589	9,298	2,289
	Gulf War	25,158	29,507	32,443	33,664	34,103	33,756

Note: The total for Period of Service does not equal the total Veteran Population because peace time veterans were excluded

South Dakota	9/30/2015	9/30/2020	9/30/2025	9/30/2030	9/30/2035	9/30/2040	9/30/2045
Race	White, Not Hispanic	60,353	56,797	52,891	48,953	45,121	38,131
	Minority	6,053	6,708	7,836	9,328	10,894	14,008

Note: Minorities are all races/ethnicities except non-Hispanic White Veterans

