

**Patient Information Management System (PIMS)
Patient Registration, Admission, Discharge, Transfer,
And Appointment Scheduling**

Technical Manual



Version 5.3

October 2018

**Department of Veterans Affairs
Office of Information and Technology
Product Development**

This Page Left Blank Intentionally

Revision History

DATE	PAGE #	DESCRIPTION	PROJECT MANAGER	TECHNICAL WRITER
Oct 2018	2 , 3 , 167	Updated to reflect changes from patch SD*5.3*640, ACRP and APM HL7 Shutdown. This includes adding notations regarding the ACRP and APM transmissions and related menu options that are being disabled.	REDACTED	REDACTED
May 2014	9 182- 183	SD*5.3*593 – Changed ICD9 to ICD in Callable Routines Updated the DG1 - Diagnosis Information Segment table	REDACTED	REDACTED
04/23/2013		SD*5.3*588 – High Risk Mental Health Proactive Report patch exported the following: Updated the Implementation and Maintenance Section Eligibility/ID Maintenance Menu with current information and four new SD parameters. Updated Routines Section new and modified SD routines. Updated Exported Options Section with two new SD and two modified SD options. Updated Callable Routines/Entry Points/Application Program Interfaces Sections with SD routine information. Updated External Relationships Section with the Scheduling Reports required patch information. DG*5.3*849 – DGPF New Cat 1 Flag and Conversion & Supporting Reports patch	REDACTED	REDACTED

DATE	PAGE #	DESCRIPTION	PROJECT MANAGER	TECHNICAL WRITER
		<p>Updated Implementation and Maintenance Section with PRF NATIONAL FLAG file (#26.15) new entry.</p> <p>Updated Routines Section with new DG routines.</p> <p>Updated Exported Options Section with new Convert Local HRMH PRF to National Action [DGPF LOCAL TO NATIONAL CONVERT] option.</p> <p>Updated Reference Material Section with SD and DG manual releases. Corrected existing reference manuals names.</p>		
12/12/2012		SD*5.3*589 – Minor updates, Added 404.61: MH PCMM STOP CODES file to file list	REDACTED	REDACTED
05/18/2012		Updated API List	REDACTED	REDACTED
05/18/2012		<p>Phase I - Patches included in the High Risk Mental Health (HRMH) Project:</p> <p>Patch DG*5.3*836 - HRMH-VISTA CHANGES FOR NATIONAL REMINDER & FLAG. This is a Registration patch containing Patient Record Flag APIs.</p> <p>DGPFAPIH and DGPFAPIU are new routines.</p> <p>Patch SD*5.3*578 – HIGH RISK MENTAL HEALTH NO SHOW REPORT. This is a Scheduling patch with a new nightly run and Ad-hoc Missed Appt Report option.</p> <p>Added two new Scheduling reports that identify no-show “high risk for suicide” patients that missed their MH appointments.</p> <p>SDMHAD, SDMHAD1, SDMHNS,</p>	REDACTED	REDACTED

Revision History

DATE	PAGE #	DESCRIPTION	PROJECT MANAGER	TECHNICAL WRITER
		and SDMHNS1 are new routine. SD MH NO SHOW NIGHTLY BGJ and No Show Nightly Background Job are being added to the Background Job Options. Glossary of Terms added.		
01/04/2011		DG*5.3*754 – ESR 3.1 – removed the Confidential Address Phone Number from the HL7 PID Segment Tables.	REDACTED	REDACTED
05/18/2010		DG*5.3*754 – ESR 3.1 – Updated Alpha Subscripts section, added ADD^VADPT (29) & “CPN”, added OPD^VADPT (8) & “WP”.	REDACTED	REDACTED
11/05/2009		DG*5.3*754 – ESR 3.1 – Updated VADPT Variables section, added ADD^VADPT (Conf. Phone Number, OPD^VADPT (Patient’s Phone Number (Work), added SEQ 13 to the PID - Patient Identification Segment.	REDACTED	REDACTED
03/30/2009		DG*5.3*688 and SD*5.3*441 Enrollment VistA Changes Release 2 (EVC R2) Added additional Value of “O” for “Other” to Table VA0046 - Agent Orange Exposure Location. Removed Unknown value. Changed Environmental Contaminants to SW Asia Conditions. Added entries to Part 5 of the CALLABLE ENTRY POINTS IN VADPT section. SVC^VADPT modified to add VASV (14) and VASV (14,1) to the VASV array for project SHAD. Added alpha subscripts to ADD^VADPT section.	REDACTED	REDACTED

DATE	PAGE #	DESCRIPTION	PROJECT MANAGER	TECHNICAL WRITER
		Added alpha subscripts to SVC^VADPT to reflect the alpha translation. Replaced HL7 Control Segment - 2.3.6 PID-Patient Identification Segment table - with referral to MPI site on VDL.		
01/29/2009		Name change update - Austin Automation Center (AAC) to Austin Information Technology Center (AITC)	REDACTED	REDACTED
07/23/2008		DG*5.3*763 – Hold Debt to DMC – Added ENROLLMENT RATED DISABILITY UPLOAD AUDIT file to the Files Section (File List) and Security Section (FileMan Access Codes). Added DGEN RD UPLOAD AUDIT PURGE background job option.	REDACTED	REDACTED
07/01/2008		DG*5.3*779 – Added DGEN NEACL MGT RPT1BK background job option	REDACTED	REDACTED
06/20/2008		DG*5.3*782 – updated Religion File	REDACTED	REDACTED
06/04/2008		DG*5.3*644 – Home Telehealth enhancements	REDACTED	REDACTED
01/16/2008		SD*5.3*253, SD*5.3*275, SD*5.3*283, SD*5.3*285, SD*5.3*301, SD*5.3*310, SD*5.3*316, SD*5.3*347, SD*5.3*508 – Added/updated Scheduling Application Programmer Interfaces (APIs) section	REDACTED	REDACTED
06/26/2007		DG*5.3*707 – added “HL7 Generic PID,EVN,PV1 Segment Builder established by MPI” to the HL7	REDACTED	REDACTED

Revision History

DATE	PAGE #	DESCRIPTION	PROJECT MANAGER	TECHNICAL WRITER
		Interface Specifications section		
11/27/2006		DG*5.3*650 - added two new files - #26.19 and #26.21	REDACTED	REDACTED
10/20/2006		DG*5.3*689 OEF/OIF Enhancements - updated SVC^VADPT Variable segment section	REDACTED	REDACTED
04/28/2006		DG*5.3*692 Enhancement - updated HL7 Interface Spec for Transmission of Ambulatory Care Data	REDACTED	REDACTED
03/22/2006		DG*5.3*687 Maintenance – remove PTF Archive/Purge function	REDACTED	REDACTED
08/12/2005		DG*5.3*624 - (10-10EZ 3.0) Deleted DGRPT 10-10T REGISTRATION input template in the Compiled Template Routines section	REDACTED	REDACTED
08/05/2005		DG*5.3*666 Enhancement - added Background Job Option	REDACTED	REDACTED
11/15/2004		Manual updated to comply with SOP 192-352 Displaying Sensitive Data	REDACTED	REDACTED
11/9/2004		DG*5.3*415-Race and Ethnicity Addition to VADPT variable section (patch released in 2003, change omitted in error)	REDACTED	REDACTED

This Page Left Blank Intentionally

Table of Contents

Revision History	iii
Figures	xix
Tables	xix
Orientation	xxi
Intended Audience	xxi
How to Use this Manual	xxi
Documentation Navigation	xxi
Documentation Conventions	xxii
On-line Help System	xxiii
Acronyms	xxiii
Reference Materials	xxiv
1 Introduction & Software Purpose.....	1
1.1 Namespace Conventions	2
1.2 Background Job Options	2
1.3 SACC Exemptions/Non-Standard Code.....	3
1.4 Primary Care Management Module (PCMM) Overview	4
2 Implementation and Maintenance	5
2.1 Eligibility ID/Maintenance Menu.....	6
2.2 Station Number (Time Sensitive) Enter/Edit (D ^VASITE0)	7
2.3 New SD Parameters.....	8
2.4 PRF NATIONAL FLAG file (#26.15)	8
3 Routines	9
3.1 Routines To Map	9
3.2 Callable Routines.....	9
3.3 Compiled Template Routines	11
3.3.1 Input Templates	11
3.3.2 Print Templates	12
3.3.3 Compiled Cross-Reference Routines	12
3.4 Routine List	13
3.5 New and Modified Routines.....	13
3.6 Patch SD*5.3*588 Routines	13

3.7	Patch DG*5.3*849 Routines	13
3.8	Patch SD*5.3*578 Routines	14
3.9	Patch DG*5.3*836 Routines	15
4	Files.....	17
4.1	Globals and Files	17
4.2	File List.....	17
5	Files and Templates in the PIMS Package.....	26
5.1	File Flow (Relationships between files)	26
5.2	Templates	26
5.3	VA FileMan Functions	27
6	Exported Options	31
6.1	Menu Diagrams	31
6.2	Exported Protocols	31
6.3	Exported Options.....	31
6.4	Exported Remote Procedures	32
6.5	Exported HL7 Applications for Ambulatory Care Reporting	32
6.6	Exported HL7 Applications For Inpatient Reporting To National Patient Care Database.....	32
6.7	Exported HL7 Applications for Home Telehealth Care Database	32
6.8	Exported Scheduling Options.....	33
6.9	Exported DG Option.....	33
7	Archiving and Purging.....	35
7.1	Archiving.....	35
7.2	Purging	35
7.3	ADT Module	35
7.4	ACRP Database Conversion Option.....	36
7.5	HL7 Purger	36
8	Callable Routines/Entry Points/Application Program Interfaces.....	37
	^SDMHAD.....	37
	^SDMHAD1	39
	^SDMHNS.....	42
	^SDMHNS1.....	44
	^SDAMQ46	
	EN^SDMHPRO	48

^SDMHPRO1	50
EN^SDMHPRO1	50
EN^SDMHAP	52
9 External/Internal Relations	59
9.1 External Relations	59
10 DBIA Agreements.....	62
10.1 DBIA AGREEMENTS - CUSTODIAL PACKAGE.....	62
10.2 DBIA AGREEMENTS - SUBSCRIBER PACKAGE	62
10.3 Internal Relations.....	62
10.4 Package-Wide Variables	62
10.5 VADPT Variables	62
10.5.1 Scheduling Variables.....	63
10.5.2 Patient Record Flag Variables	64
10.6 VAUTOMA.....	70
10.7 VAFMON.....	70
10.8 AIT	70
11 How To Generate On-Line Documentation	71
11.1 XINDEX.....	71
11.2 INQUIRE TO OPTION FILE	71
11.3 PRINT OPTIONS FILE	72
11.4 LIST FILE ATTRIBUTES	72
11.5 Security.....	72
11.5.1 General Security	72
11.5.2 Security Keys	72
11.5.3 Legal Requirements.....	72
11.6 FileMan Access Codes	73
12 VADPT Variables.....	85
12.1 SUPPORTED REFERENCES	85
12.2 CALLABLE ENTRY POINTS IN VADPT	87
12.2.1 DEM^VADPT.....	87
12.2.2 ELIG^VADPT.....	89
12.2.3 MB^VADPT	91
12.2.4 SVC^VADPT	92

12.2.5	ADD^VADPT	98
12.2.6	OAD^VADPT	101
12.2.7	INP^VADPT	103
12.2.8	IN5^VADPT	105
12.2.9	OPD^VADPT.....	111
12.2.10	REG^VADPT.....	112
12.2.11	SDE^VADPT	113
12.2.12	SDA^VADPT.....	113
12.2.13	PID^VADPT	114
12.2.14	PID^VADPT6	115
12.2.15	ADM^VADPT2	115
12.2.16	KVAR^VADPT	116
12.2.17	KVA^VADPT	116
12.2.18	COMBINATIONS	116
12.3	Alpha Subscripts.....	118
13	Scheduling Application Programmer Interfaces (APIs)	125
13.1.1	Special Features.....	126
13.2	SDAPI - EXAMPLES	131
13.3	SDAPI - Data Fields.....	138
13.4	SDAPI - Filters	141
13.4.1	Available Data Filters.....	141
13.4.2	Input – Other Array Entries.....	143
13.4.3	Other Array Entries	146
13.4.4	SDAPI - Error Codes.....	147
13.4.5	SDAPI - Constraints.....	147
13.4.6	Application Programmer Interface - GETAPPT	148
13.5	Application Programmer Interface - NEXTAPPT	150
13.6	Application Programmer Interface - GETPLIST	152
13.7	Application Programmer Interface - PATAPPT.....	153
14	Data Fields.....	156
14.1	Available Data Fields	156
14.2	FILTERS	157
14.2.1	Valid Appointment Status Filters	157
14.2.2	Valid Patient Status Filters	158

14.2.3	Valid Patient Status and Appointment Status Filter Combinations.....	158
14.3	Application Programmer Interface - SDIMO.....	159
14.4	Configuring Bar Code Label Printers for Print Patient Label Option	161
14.4.1	Hardware Setup	161
14.4.2	Software Setup	161
14.5	Control Code Overview.....	162
14.5.1	Patient Label Print Routine Control Code Use.....	162
14.5.2	Label Printer Setup Examples	163
14.5.3	Zebra Label Printer.....	163
14.6	Intermec Label Printer	165
15	HL7 Interface Specification for Transmission of Ambulatory Care Data	167
15.1	Assumptions	167
15.1.1	Message Content	167
15.1.2	Data Capture and Transmission	168
15.1.3	Background Messages.....	168
15.1.4	Batch Messages & Acknowledgements	168
15.1.5	VA MailMan Lower Level Protocol	168
15.2	HL7 Control Segments	168
15.3	Message Definitions	168
15.4	Segment Table Definitions	169
15.5	Message Control Segments	169
15.5.1	MSH - MESSAGE HEADER SEGMENTS	169
15.5.2	BHS - Batch Header Segment	170
15.5.3	BTS - Batch Trailer Segment	172
15.5.4	MSA - MESSAGE ACKNOWLEDGMENT SEGMENT.....	172
15.5.5	EVN - EVENT TYPE SEGMENT	173
15.6	PID - Patient Identification Segment.....	174
15.6.1	PD1 - Patient Additional Demographic Segment.....	174
15.6.2	PV1 - Patient Visit Segment.....	176
15.6.3	PV2 - Patient Visit - Additional Information Segment	179
15.6.4	DG1 - Diagnosis Information Segment.....	182
15.6.5	PR1 - Procedure Information Segment	184
15.6.6	ROL - Role Segment	186
15.6.7	ZPD - VA-Specific Patient Information Segment.....	188

15.6.8	ZEL - VA-Specific Patient Eligibility Segment.....	190
15.6.9	VA-Specific Income Segment.....	192
15.6.10	ZCL - VA-Specific Outpatient Classification Segment	192
15.6.11	Zsc - VA-Specific Stop Code Segment.....	192
15.6.12	ZSP - VA-Specific Service Period Segment	193
15.6.13	ZEN - VA-Specific Enrollment Segment.....	193
15.7	PURPOSE	194
15.8	Trigger Events and Message Definitions.....	194
15.8.1	Update Patient Information (A08).....	194
15.8.2	Delete a Patient Record (A23).....	195
15.9	SUPPORTED AND USER-DEFINED HL7 TABLES.....	196
15.9.1	TABLE 0001 - SEX	196
15.9.2	TABLE 0002 - MARITAL STATUS.....	196
15.9.3	TABLE 0003 - EVENT TYPE CODE.....	196
15.9.4	TABLE 0008 - ACKNOWLEDGMENT CODE	196
15.9.5	TABLE 0023 - ADMIT SOURCE (USER DEFINED)	197
15.9.6	TABLE 0051 - DIAGNOSIS CODE (USER DEFINED)	197
15.9.7	TABLE 0069 - HOSPITAL SERVICE (USER DEFINED)	197
15.9.8	TABLE 0076 - MESSAGE TYPE	198
15.9.9	TABLE 0088 - PROCEDURE CODE (USER DEFINED)	198
15.9.10	TABLE 0115 - SERVICING FACILITY (USER DEFINED)	198
15.9.11	TABLE 0133 - PROCEDURE PRACTITIONER TYPE (USER DEFINED)	199
15.9.12	TABLE 0136 - YES/NO INDICATOR	199
15.9.13	TABLE SD001 - SERVICE INDICATOR (STOP CODE).....	199
15.9.14	TABLE SD008 - OUTPATIENT CLASSIFICATION TYPE.....	200
15.9.15	TABLE SD009 - PURPOSE OF VISIT	200
15.9.16	TABLE VA01 - YES/NO.....	201
15.9.17	TABLE VA02 - CURRENT MEANS TEST STATUS	202
15.9.18	TABLE VA04 - ELIGIBILITY	202
15.9.19	TABLE VA05 - DISABILITY RETIREMENT FROM MILITARY.....	203
15.9.20	TABLE VA06 - ELIGIBILITY STATUS	203
15.9.21	TABLE VA07 - RACE	203
15.9.22	TABLE VA08 - RELIGION	203
15.9.23	TABLE VA08 – RELIGION (CONT.).....	205
15.9.24	TABLE VA10 - MEANS TEST INDICATOR.....	207

15.9.25	TABLE VA11 - PERIOD OF SERVICE.....	208
15.9.26	TABLE VA12 - TYPE OF INSURANCE.....	209
15.9.27	TABLE VA0015 - ENROLLMENT STATUS.....	209
15.9.28	TABLE VA0016 - REASON CANCELED/DECLINED.....	210
15.9.29	TABLE VA0021 - ENROLLMENT PRIORITY.....	210
15.9.30	TABLE VA0022 - RADIATION EXPOSURE METHOD.....	210
15.9.31	TABLE VA0023 - PRISONER OF WAR LOCATION.....	210
15.9.32	TABLE VA0024 - SOURCE OF ENROLLMENT.....	211
15.9.33	TABLE VA0046 - AGENT ORANGE EXPOSURE LOCATION.....	211
15.9.34	TABLE NPCD 001 - NATIONAL PATIENT CARE DATABASE ERROR CODES.....	211
15.10	HL7 Interface Specification for the Transmission of PCMM Primary Care Data.....	212
15.11	Assumptions.....	212
15.11.1	Message Content.....	212
15.11.2	Data Capture and Transmission.....	213
15.11.3	Background Messages.....	213
15.11.4	VA MailMan Lower Level Protocol.....	213
15.12	Message Definitions.....	213
15.13	Segment Table Definitions.....	213
15.14	Message Control Segments.....	213
15.14.1	MSH - Message Header Segment.....	214
15.14.2	EVN - Event Type Segment.....	215
15.14.3	PID - Patient Identification Segment.....	215
15.14.4	ZPC – VA Specific Primary Care Information Segment.....	217
16	HL7 message transactions.....	219
16.1	Trigger Events and Message Definitions.....	219
16.1.1	Update Patient Information (A08).....	219
16.1.2	Business Rules.....	219
17	SUPPORTED AND USER-DEFINED HL7 TABLES.....	220
17.1	Table 0001 - Sex.....	220
17.2	Table 0002 - Marital Status.....	220
17.3	Table 0003 - Event Type Code.....	220
17.4	Table 0005 - Race.....	220
17.5	Table 0006 - Religion.....	220
17.6	Table 0006 – Religion (cont.).....	222

17.7	Table 0076 - Message Type.....	223
18	HL7 Interface Specification for PCMM Primary Care Acknowledgement Processing	225
18.1	Message Control Segments	225
18.1.1	MSH - Message Header Segment	226
18.1.2	MSA Message Acknowledgment Segment.....	227
18.1.3	ERR Error Segment.....	228
18.1.4	ZPC VA Specific - Primary Care Information Segment	228
18.2	Specific Transaction Examples	230
18.3	Supported and User Defined Tables	232
18.3.1	Table 008 Acknowledgement Code	232
18.3.2	PCMM Error Code Table	232
19	HL7 Interface Specification for VIC Card VistA to NCMD	237
19.1	Assumptions	237
19.2	Message Content	237
19.3	Data Capture and Transmission.....	237
19.4	VA TCP/IP Lower Level Protocol	238
19.4.1	Message Definitions	238
19.4.2	Segment Table Definitions	238
19.4.3	Message Control Segments	238
19.4.4	MSH - Message Header Segment	239
19.4.5	MSA – Message Acknowledgment Segment	240
19.4.6	PID - Patient Identification Segment.....	241
19.4.7	ORC-Common Order Segment	243
19.4.8	RQD-Requisition Detail Segment	244
19.4.9	NTE – Notes and Comments.....	245
19.5	Trigger Events and Message Definitions.....	246
19.6	ORM - General Order Message (event O01).....	246
19.7	ORR – General Order Response Message response to any ORM (event O02).....	246
19.8	Supported and User Defined HL7 Tables.....	247
19.8.1	Table 0003 - Event Type Code.....	247
19.8.2	Table 0008 – Acknowledgment Code	247
19.8.3	Table 0076 - Message Type	247
19.8.4	Table 0119 – Order Control Codes	247
20	HL7 GENERIC PID, EVN, PV1 SEGMENT BUILDER ESTABLISHED BY MPI	249

Table of Contents

20.1	Integration Agreement (IA) #3630	249
20.1.1	Custodial Package	249
20.2	API: BLDEVN^VAFCQRY	249
20.3	API: BLDPD1^VAFCQRY.....	250
20.4	API: BLDPID^VAFCQRY	250
21	HL7 Interface Specification for Home Telehealth (HTH)	251
21.1	Assumptions	251
21.2	Message Content	251
21.3	Data Capture and Transmission.....	251
22	VA TCP/IP Lower Level Protocol	253
22.1	HL7 CONTROL SEGMENTS	253
22.2	Message Definitions	253
22.3	Segment Table Definitions	253
22.4	Message Control Segments	254
23	Glossary	263
24	Military Time Conversion Table.....	267
25	Alphabetical Index of PIMS Terms	269

This Page Left Blank Intentionally

Figures

None

Tables

Table 1 - Documentation Symbol / Term Descriptions	xxii
--	------

This Page Left Blank Intentionally

Orientation

Intended Audience

This technical manual is a required documentation component that provides sufficient technical information about the software for programmers and technical personnel to operate and maintain the software with only minimal assistance from the product support personnel.

How to Use this Manual

The PIMS Technical Manual has been divided into sections for general clarity and simplification of the information being presented. This manual is intended to be a reference document. While the user is free to review the entire document, it is best used by selecting specific sections which contain the information sought for a particular need.

Information concerning package security may be found in the Security section of this manual.

The PIMS Technical Manual is provided in its native format (M.S. Word) and as a searchable Adobe Acrobat PDF (portable document format) file. An Acrobat Reader may be used to view the documents. If you do not have the Acrobat Reader loaded, it is available from the VISTA Home Page, "Viewers" Directory.

Once the file is opened, click on the desired entry name in the table of contents on the left side of the screen to go to that entry in the document. Any or all pages of the file may be printed. Click on the "Print" icon and select the desired pages. Then click "OK".

Each menu file contains a listing of the menu, a brief description of the options contained therein, and the actual option documentation. The option documentation gives a detailed description of the option and what it is used for. It contains any special instructions related to the option.

Documentation Navigation

Document Navigation—this document uses Microsoft® Word's built-in navigation for internal hyperlinks. To add **back** and **forward** navigation buttons to the toolbar, do the following:

1. Right-click anywhere on the customizable Toolbar in Word 2007 (not the Ribbon section).
2. Select **Customize Quick Access Toolbar** from the secondary menu.
3. Press the dropdown arrow in the "Choose commands from:" box.
4. Select **All Commands** from the displayed list.
5. Scroll through the command list in the left column to the **Back** command (green circle with arrow pointing left).
6. Click/Highlight the **Back** command and press the **Add** button to add to the customized toolbar.
7. Scroll through the command list in the left column to the **Forward** command (green circle with arrow pointing right).
8. Click/Highlight the **Forward** command and press the **Add** button to add to the customized toolbar.
9. Press **OK**.



The **Back** and **Forward** command buttons in the Toolbar are now available to navigate back and forth in the Word document when clicking on hyperlinks within the document.

Documentation Conventions

This manual uses several methods to highlight different aspects of the material:

Various symbols/terms are used throughout the document to alert the reader to special information. The following table gives a description of each of these symbols/terms:


Table 1 - Documentation Symbol/Term Descriptions

Symbol	Description
	NOTE/REF: Used to inform the reader of general information including references to additional reading material. In most cases users will need this information, or at least it will make the installation smoother and more understandable. Please read each note <i>before</i> executing the steps that follow it!
	CAUTION, DISCLAIMER, or RECOMMENDATION: Used to inform the reader to take special notice of critical information.

Descriptive text is presented in a proportional font (as represented by this font).

"Snapshots" of computer commands and online displays (i.e., screen captures/dialogues) and computer source code, if any, are shown in a *non*-proportional font and may be enclosed within a box.

- User's responses to online prompts and some software code reserved/key words will be bold typeface and highlighted in yellow.
- Author's comments, if any, are displayed in italics or as "callout" boxes.

 **NOTE:** Callout boxes refer to labels or descriptions usually enclosed within a box, which point to specific areas of a displayed image.

- Bold Typeface:
 - All computer keys when referenced with a command (e.g., "press **Enter**" or "click **OK**").
 - All references to computer dialogue tab or menu names (e.g., "go to the **General** tab" or "choose **Properties** from the **Action** menu").
 - All values entered or selected by the user in computer dialogues (e.g., "Enter '**xyz**' in the **Server Name** field" or "Choose the **ABCD** folder entry from the list").
 - All user text (e.g., commands) typed or entered in a Command-Line prompt (e.g., "Enter the following command: **cd xyz**").
- Italicized Typeface:
 - Emphasis (e.g., do *not* proceed or you *must* do the following steps).
 - All reference to computer dialogue or screen titles (e.g., "in the *Add Entries* dialogue...").
 - All document or publication titles and references (e.g., "see the *ABC Installation Guide*").

Step-by-Step Instructions—for documentation purposes, explicit step-by-step instructions for repetitive tasks (e.g., "Open a Command-Line prompt") are generally only provided once. For subsequent steps that

refer to that same procedure or task, please refer back to the initial step where those instructions were first described.

Conventions for displaying TEST data in this document are as follows:

- The first three digits (prefix) of any Social Security Numbers (SSN) must begin with either "000" or "666".
- Patient and user names are formatted as follows:

[Application Name]PATIENT,[N] and [Application Name]USER,[N] respectively, where "Application Name" is defined in the Approved Application Abbreviations document and "N" represents the first name as a number spelled out and incremented with each new entry.

For example, in LSRP test patient and user names would be documented as follows:
LSRPPATIENT, ONE; LSRPPATIENT, TWO; LSRPPATIENT, THREE; etc.

On-line Help System

When the format of a response is specific, there usually is a HELP message provided for that prompt. HELP messages provide lists of acceptable responses or format requirements which provide instruction on how to respond.

A HELP message can be requested by typing a "?" or "??". The HELP message will appear under the prompt, then the prompt will be repeated. For example, at the following prompt

```
Sort by TREATING SPECIALTY:
enter "?" and the HELP message would appear.
Sort by TREATING SPECIALTY?
CHOOSE FROM:
SURGERY
CARDIOLOGY
12  PSYCHIATRY
Sort by TREATING SPECIALTY:
```

For some prompts, the system will list the possible answers from which to choose. Any time choices appear with numbers, the system will usually accept the number or the name.

A HELP message may not be available for every prompt. If a "?" or "??" is entered at a prompt that does not have a HELP message, the system will repeat the prompt.

Acronyms

National Acronym Directory: <http://vaww1.va.gov/Acronyms/>

Reference Materials

The following manuals are available from the VistA Documentation Library (VDL)

<http://www.va.gov/vdl>:

DOCUMENTATION NAME	FILE NAME	LOCATION
High Risk Mental Health Patient Project Installation and Setup Guide	PXRM_2_24_IG.PDF	VDL Anonymous Directories
PIMS Technical Manual	PIMSTM.PDF	VDL Anonymous Directories
PIMS Scheduling User Manual - Outputs Menu	PIMsSchOutput.PDF	VDL Anonymous Directories
PIMS Scheduling User Manual - Menus, Intro & Orientation, etc.	PIMsSchIntro.PDF	VDL Anonymous Directories
Patient Record Flag User Guide	PatRecFlagUG.PDF	VDL Anonymous Directories
Scheduling and Registration Installation and Setup Guide	SDDG_Install_Review.PDF	VDL Anonymous Directories
High Risk Mental Health Patient Project Installation and Setup Guide	PXRM_2_18_IG.PDF PXRM_2_18_IG.doc	VDL Clinical Reminders website Anonymous Directories
Scheduling Patch 578 Installation and Setup Guide	SD_5_3_578_IG.PDF	Anonymous Directories
Registration Patch 836 Installation and Setup Guide	DG_5_3_836_IG.PDF	Anonymous Directories

1 Introduction & Software Purpose

The VISTA PIMS package provides a comprehensive range of software supporting the administrative functions of patient registration, admission, discharge, transfer, and appointment scheduling.. Its functions apply throughout a patient's inpatient and/or outpatient stay from registration, eligibility and Means Testing through discharge with on-line transmission of PTF (Patient Treatment File) data and/or NPCDB (National Patient Care Database) data to the Austin Information Technology Center (AITC), (formerly the Austin Automation Center (AAC)). The ADT module aids in recovery of cost of care by supplying comprehensive PTF/RUG-II options and Means Test options.

The ADT and Scheduling modules of PIMS are fully integrated with the VA FileMan, thus allowing ad hoc reports to be extracted by non-programmer personnel. ADT is integrated with V. 2.1 of the Fee Basis software allowing Fee personnel to register patients through a select Fee option.

Related manuals include the PIMS User Manual, the PIMS Release Notes, which describe version specific changes to the PIMS package, and PIMS Installation Guide.

Several features have been designed into the PIMS package to maximize efficiency and maintain control over user access of specified sensitive patient records. The Consistency Checker reduces entry of inaccurate information by warning the user about incompatible or missing data. The Patient Sensitivity function allows a level of security to be assigned to certain records within a database in order to maintain control over unauthorized access. The Patient Lookup screens user access of these sensitive records, as well as providing for more efficient and faster retrieval of patient entries.

Tracking and calculation of data is performed transparently by the system to provide a variety of reports which assist in day-to-day operations as well as provide management with the necessary information to analyze workload and promote quality of care. Highlights include the following.

- Automation of the Daily Gains and Losses Sheet and Bed Status Report
- Inpatient Listings
- Seriously Ill Listings
- Bed Availability Reports
- AMIS Reporting
- Disposition Reporting
- Generic code sheets for reporting AMIS segments
- Automation of Appointment Status Update

Notifications for PIMS may be displayed for admissions, death discharges, deaths, and unscheduled (1010) visits. The notifications (ADMISSION, DECEASED, and UNSCHEDULED (1010) VISIT) will be displayed for patients who are defined as members of a list in the OE/RR LIST file (#100.21). The recipients of the notifications would need to be defined as users in the same OE/RR LIST entry. The notifications will appear as "alerts" when the user is prompted to select an option from a menu. Please refer to the documentation for CPRS for more information concerning OR notifications.

1.1 Namespace Conventions

The namespaces assigned to the PIMS package are DG, DPT, SD, SC, and VA.

1.2 Background Job Options

OPTION NAME	SUGGESTED RUN FREQUENCY	DEVICE REQUIRED	REMARKS
DG G&L RECALCULATION AUTO	Nightly	NO	Recommended to run @ 9PM
DG PRE-REGISTER NIGHT JOB	Nightly	NO	Run during off hours. Set to null device for MSM sites.
DG PTF BACKGROUND JOB	Nightly	NO	Run during off hours
DG RUG BACKGROUND JOB	Daily	YES	-
DG RUG SEMI ANNUAL - TASKED	*	YES	*Queued in advance to run on 10/1 and 4/1
DG SENSITIVE RCDS RPT-TASK	Nightly	NO	Run after midnight
DGEN NEACL MGT RPT1BK	Daily	YES	-
DGEN RD UPLOAD AUDIT PURGE	Daily or Weekly	NO	Purges entries from the ENROLLMENT RATED DISABILITY, UPLOAD AUDIT file (#390) after 365 days
DGPF BACKGROUND PROCESSING	Daily	NO	Run during off hours
DGQE BACKGROUND PROCESSING	Nightly	NO	Run during off hours
SCDX AMBCAR NIGHTLY XMIT Note: This option has been placed out of order with patch SD*5.3*640 since ACRP transmission has been discontinued.	Nightly	NO	Collects workload information and sends it to NPCDB in Austin via HL7 messages
SCENI IEMM SUMMARY BULLETIN	Nightly	NO	Run after nightly transmission to Austin
SCMC PCMM HL7	Nightly	NO	Collects PCMM data that needs to be transmitted to Austin in HL7 format

SCRPW APM TASK JOB Note: This option has been placed out of order with patch SD*5.3*640 since APM transmission has been discontinued.	Monthly	NO	Runs on the 15th of the current month after hours. Generates info rolled up to AITC (formerly AAC) Additional Performance Monitors (TIU).
OPTION NAME	SUGGESTED RUN FREQUENCY	DEVICE REQUIRED	REMARKS
SDAM BACKGROUND JOB	Nightly	NO	-
SDOQM PM NIGHTLY JOB Note: This option has been placed out of order with patch SD*5.3*640 since APM transmission has been discontinued.	As directed	YES	Suggested run time @ 2 AM
VAFC BATCH UPDATE	30 minutes	NO	Transmits changes to key patient demographical data
VAFH PIVOT PURGE	Weekly	NO	Purges entries greater than 1.5 years old from ADT/HL7 PIVOT file (#391.71)

1.3 SACC Exemptions/Non-Standard Code

The following are the steps you may take to obtain the SACC exemptions for the PIMS package.

1. FORUM
2. DBA Menu
3. SACC Exemptions Menu
4. Display Exemptions for a Package Option
5. Select SACC Exemptions package: ADT SD

1.4 Primary Care Management Module (PCMM) Overview

The Primary Care Management Module was developed to assist VA facilities in implementing primary care. It will support both primary care teams and non-primary care teams. PCMM's functionality is divided into eight areas:

- Setup & Define Team
- Assign Staff to Positions in Teams
- Assign Patient to Team
- Assign Patient to Practitioner via Team Position and Enroll in a Clinic
- Reports/Outputs/Mail Messages
- Tools to Ease Startup Process of Primary Care
- Other Changes to Scheduling Package
- Application Program Interface (API) calls.

PCMM uses a Graphical User Interface (GUI) to control the startup, setup, and assignment functions. To use the functionality in the PCMM, a site will need a Microsoft Windows workstation which has a connection to VistA (either LAN or serial connection) for each location where a patient or staff member is assigned to a team. A typical site will want one workstation for each team, one for the PIMS ADPAC, plus one for the manager in charge of primary care. Existing Scheduling functionality will continue to be useable from "roll and scroll" terminals.

2 Implementation and Maintenance

This section of the PIMS Technical Manual provides information to assist technical support staff with the implementation and maintenance of the software. This section should include information regarding the entry of required site-specific data, including where applicable.

The PIMS package may be tailored specifically to meet the needs of the various sites. Instructions may be found in the User Manual under the ADT Module, Supervisor ADT and the Scheduling Module, Supervisor. A variety of options are included in these sections allowing each site to define its own configuration. The ADT portion of the PIMS package will function around the parameters defined through the MAS Parameter Entry/Edit option while the Scheduling portion parameters are defined through the Scheduling Parameters option.

A great many other options are included in these Supervisor sections which assist in site configuration and maintenance functions. Among them are options which allow for specification of mail groups to receive certain bulletins, definition of devices, designation of transmission routers, entry/edit of Means Test data, ward set-up, and clinic set-up. All configurations may be modified at any time as the site's needs change.

The SCHEDULING PARAMETERS file (#404.91) may be used to modify the behavior of PCMM. The USE USR CLASS FUNCTIONALITY? field (#801) can be used to turn on/off the user class functionality provided by the Authorizations/ Subscriptions software. This functionality allows certain staff members/users (especially clinicians) to be classified in a very specific manner (e.g., cardiologist), and yet the software can determine that the staff member is a member of a more general class (e.g., provider).

If a site has A/S installed prior to the PCMM installation, PCMM will default to use the user class functionality. Sites that have not populated the USR CLASS MEMBERSHIP file (#8930.3) for their potential team members should have this parameter set to NO. Sites that have fully populated this file should set this parameter to YES because the assignment of staff members to teams will be less error-prone and faster than the unscreened selection from the NEW PERSON file (#200).

The CHECK PC TEAM AT DISCHARGE? field (#802) can be used to turn off the PCMM functionality which, upon inpatient discharge, checks the patient's primary care assignments. If the patient has current primary care data, it is displayed. If the patient does not have a current primary care team assignment, the user will be prompted to assign the patient to a primary care team.

The ENABLE AUTOLINK FUNCTIONALITY? field (#803) should be turned off until OE/RR is installed. Although there is no harm in allowing users to add/edit auto link data, this will not be usable until OE/RR is installed. The auto link functionality was added for use by OE/RR teams.

2.1 Eligibility ID/Maintenance Menu

The Eligibility/ID Maintenance Menu provides the options needed to accommodate VA/DOD sharing agreement requirements with regard to Patient Identification Number. For most medical centers, the PT ID will be the social security number of the patient and the SHORT ID will be the last four digits of the patient's social security number. For those sites with DOD sharing agreements using VA/DOD software developed by the Dallas CIOFO, the PT ID will be determined by the ID number given that patient by the military.

For most sites, each eligibility simply needs to be associated with the VA STANDARD format. This association was first accomplished during the post-init of MAS V. 5.0.

Other than The Primary Eligibility ID Reset (All Patients) option, the remaining six options would only be used by DOD sites using VA/DOD software developed by the Dallas CIOFO. They should not be run without Central Office and/or DOD approval/direction. Please contact your local CIOFO for guidance if you feel your site needs to utilize these options.

Below is a brief description of each option and its utilization:

PRIMARY ELIGIBILITY ID RESET (ALL PATIENTS) - This option will set/reset the IDs associated with each patient's primary eligibility code. This utility will be called when first installing the new eligibility data structure. It will run automatically as part of the PIMS clean-up routine process.

The option can be executed multiple times with no harmful effects. It should be run during non-peak hours, preferably over a weekend. A MailMan message will be sent to the user when the job is completed showing the start and completion date/time.

ELIGIBILITY CODE ENTER/EDIT - This option allows the user to enter/edit eligibility codes used by the site. It should be run for all ELIGIBILITY file entries to associate each entry with an MAS Eligibility code and an Identification Format.

Example: ELIGIBILITY CODE ENTER/EDIT option (user responses are shown in boldface type).

```
Select ELIGIBILITY CODE NAME: MARINE CORPS
  ARE YOU ADDING 'MARINE CORPS' AS A NEW ELIGIBILITY CODE (THE 5TH)? YES
  ELIGIBILITY CODE MAS ELIGIBILITY CODE: OTHER FEDERAL AGENCY    4
NAME: MARINE CORPS// <RET>
ABBREVIATION: MC
PRINT NAME: MARINE CORPS      (Enter abbreviated Eligibility Code name for
                                output in limited space)
INACTIVE: <RET>                  (Null response for active; 1 - YES for inactive)
MAS ELIGIBILITY CODE: OTHER FEDERAL AGENCY// <RET>
ID FORMAT: DOD
AGENCY: ARMY Select SYNONYM: <RET>
```


ID FORMAT ENTER/EDIT - This option allows the user to enter/edit Identification formats with description.

RESET ALL IDS FOR A PATIENT - This option is used to reset the corresponding IDs for all eligibilities for a single patient. The patient's eligibilities will be listed as the ID is reset. This utility would be used if, for some reason, a patient's ID got corrupted.

RESET ALL IDS FOR ALL PATIENTS - This option resets all IDs corresponding to each of the patient's eligibilities. The option should be executed during non-peak hours. When the job is completed, a MailMan message will be generated to the user showing the start and completion date/time.

SPECIFIC ELIGIBILITY ID RESET (ALL PATIENTS) - After prompting for an eligibility code and queue-to-run time, this option will update the IDs for all patients having the selected eligibility. This utility would allow a site to update their database with the new value if the ID FORMAT field in the ELIGIBILITY CODE file changed.

The option should be run during off hours. When the job is completed, a MailMan message will be generated to the user showing the start and completion date/time.

SPECIFIC ID FORMAT RESET - This option prompts for an ID format; then, all patients that have eligibility codes associated with that ID format will have their IDs reset. The utility allows sites to update their database if the DEFAULT LONG ID VALUE CODE field in the IDENTIFICATION FORMAT file was modified. This option should be executed during off hours. When the job is completed, a MailMan message will be sent to the user showing the start and completion date/time.

2.2 Station Number (Time Sensitive) Enter/Edit (D ^VASITE0)

The STATION NUMBER (TIME SENSITIVE) file (#389.9) is used to hold the time sensitive station number data. This file was initially populated by the post init routine for MAS V. 5.2. One entry was created for each medical center division with an effective date of Jan 1, 1980. It is not necessary to modify this data unless the station number for a division changes or a new division is added.

Entering a new medical center division name through the Supervisor ADT Menu of the ADT module of PIMS will automatically create a new entry in this file. New divisions may not be added through this routine entry point.

The Station Number (Time Sensitive) Enter/Edit routine entry point is used to change an existing station number or enter a new station number for a new division. If you are changing a station number for a division, you should enter a new effective date and the new station number for that division.

Once a new division has been added, you should select the new division and enter the effective date and new station number. The IS PRIMARY DIVISION field should be set to YES for the division where the station number has no suffix. Only one division may be primary at any given time.

2.3 New SD Parameters

New SD parameters were exported by patch SD*5.3*588 - High Risk Mental Health Proactive Report, and added to the following files:

NEW SD PARAMETERS	FILES
SD MH PROACTIVE DAYS PARAMETERS - Stores the number of days to list future appointments for the High Risk MH Proactive Nightly Report [SD MH NO SHOW NIGHTLY BGJ].	PARAMETER file (#8989.5)
SD MH NO SHOW DAYS PARAMETERS- Stores the number of days to list future appointments for the High Risk MH No-Show Nightly Report [SD MH NO SHOW NIGHTLY BGJ].	PARAMETER file (#8989.5)
SD MH PROACTIVE DAYS PARAMETER - The default value for is 30. This value can be changed, within the range of 1 to 30, by using the Edit Parameter Values [XPAR EDIT PARAMETER] option.	PARAMETER DEFINITION file (#8989.51)
SD MH NO SHOW DAYS PARAMETER - The default value for is 30. This value can be changed, within the range of 1 to 30, by using the Edit Parameter Values [XPAR EDIT PARAMETER] option.	PARAMETER DEFINITION file (#8989.51)

2.4 PRF NATIONAL FLAG file (#26.15)

The new national flag data entry (HIGH RISK FOR SUICIDE) is placed in the PRF NATIONAL FLAG file (#26.15) by the DG*5.3*849 DGPF NEW CAT1 FLAG AND CONVERSION patch:

FILE NUMBER	FILE NAME	NEW DATA ENTRY
26.15	PRF NATIONAL FLAG	HIGH RISK FOR SUICIDE

3 Routines

This section provides a list of routines or instruct the user how/where to find this information online:

3.1 Routines To Map

Routine mapping is not required with VMS/Cache systems.

3.2 Callable Routines

\$\$GETACT^DGPFAP	Obtain active Patient Record Flag assignments
\$\$INSTPCTM^SCAPMC	Institution & team for pt's pc team
\$\$PRCL^SCAPMC	Practitioners for a Clinic
\$\$PRPT^SCAPMC	Practitioners for a Patient
\$\$PRTM^SCAPMC	Practitioners for a Team
\$\$PTTM^SCAPMC	Patients for a Team
\$\$SITE^VASITE	Obtain Station Number Information
\$\$TMPT^SCAPMC	Teams for a Patient
DGINPW	Obtain Inpatient Status
DGPMLOS	Obtain Length of Stay by Admission
\$\$GETALL^SCAPMCA	Return assignment information
\$\$OUTPTAP^SDUTL3	Return associate pc provider information
\$\$OUTPTRP^SDUTL3	Return primary care provider information
\$\$DATA2PTF^DGAPI	Send data to PTF
CPTINFO^DGAPI	Get CPTs from PTF
PTFINFOR^DGAPI	Delete CPTs from PTF
\$\$DELCPT^DGAPI	Get Prof Serv Dates from PTF
\$\$DELPOV^DGAPI	Delete POVs from PTF
ICDINFO^DGAPI	Get ICDs from PTF

\$\$\$DAPI^SDAMA301	Get Appointments
GETAPPT^SDAMA201	Get Appointments for a Patient
NEXTAPPT^SDAMA201	Get Next Appointment (1 Appointment) for a Patient
GETPLIST^SDAMA202	Get Appointments for a Clinic
\$\$PATAPPT^SDAMA204	Does Patient Have Any Appointments?
\$\$\$DIMO^SDAMA203	Scheduling API for IMO
SDOE	ACRP Interface Toolkit
SDQ	ACRP Interface Toolkit
SDUTL3	Utility to enter and view primary care fields
\$\$COMMANUM^VAFCA DT2	Build a list of numbers separated by comma
VACPT	Display CPT Copyright Info
VADATE	Generic Date Routine
VADPT	Obtain Patient Information
VALM	List Manager
BLDPID^VAFQCQRY	Builds the PID HL7 segment
\$\$EVN^VAFHLEV N	Builds the EVN HL7 segment
\$\$EN^VAFHLPD1	Builds the PD1 HL7 segment
\$\$\$SITE^VASITE	Returns the institution and station numbers
VAFMON	Obtain Income or Dependent Information
VATRAN	Establish VADATS Transmission Variables
VATREDIT	Enter/Edit TRANSMISSION ROUTERS File
VAUQWK	Quick Lookup for Patient Data
VAUTOMA	Generic One, Many, All Routine
See the Package-Wide Variables section of this manual for entry points.	

3.3 Compiled Template Routines

It is recommended you recompile the following templates at 4000 bytes.

3.3.1 Input Templates

FILE #	TEMPLATE NAME	ROUTINES
2	DG CONSISTENCY CHECKER	DGRPXC*
	DG LOAD EDIT SCREEN 7	DGRPXX7*
	DGRP COLLATERAL REGISTER	DGRPXCR*
	SDM1	SDM1T*
40.8	DGTS	DGXTS
44	SDB	SDBT*
45	DG PTF CREATE PTF ENTRY	DGPTXC*
	DG PTF POST CREATE	DGPTXCA*
	DG 101	DGPTX1*
	DG 401	DGPTX4*
	DG 501	DGPTX5*
	DG 501F	DGPTX5F*
	DG 701	DGPTX7*
45.5	DG PTF ADD MESSAGE	DGPTXMS*
46.1	DG801	DGPTX8*
405	DGPM ADMIT	DGPMX1*
	DGPM TRANSFER	DGPMX2*
	DGPM DISCHARGE	DGPMX3*
	DGPM CHECK-IN LODGER	DGPMX4*
	DGPM LODGER CHECK-OUT	DGPMX5*
	DGPM SPECIALTY TRANSFER	DGPMX6*

	DGPM ASIH ADMIT	DGPMXA*
408.21	DGMT ENTER/EDIT ANNUAL INCOME	DGMTXI
	DGMT ENTER/EDIT EXPENSES	DGMTXE
	DGRP ENTER/EDIT ANNUAL	
	INCOME	DGRPXS
	DGRP ENTER/EDIT MON BENEFITS	DGRPXMB
408.22	DGMT ENTER/EDIT DEPENDENTS	DGMTXD
	DGMT ENTER/EDIT MARITAL STATUS	DGMTXM
408.31	DGMT ENTER/EDIT COMPLETION	DGMTXC
409.5	SDAMBT	SDXA*
	SDXACSE	SDXACSE*
409.68	SD ENCOUNTER ENTRY	SDAMXOE*
	SD ENCOUNTER LOG	SDAMXLG

3.3.2 Print Templates

FILE #	TEMPLATE NAME	ROUTINES
45	DG PTF PT BRIEF LIST	DGPTXB*
45.86	DGPT QUICK PROFILE	DGPTXCP*
409.65	SDAMVLD	SDAMXLD

3.3.3 Compiled Cross-Reference Routines

FILE #	TEMPLATE NAME	ROUTINES
45	PTF	DGPTXX*
405	PATIENT MOVEMENT	DGPMXX*
408.21	INDIVIDUAL ANNUAL INCOME	DGMTXX1*
408.22	INCOME RELATION	DGMTXX2*
408.31	ANNUAL MEANS TEST	DGMTXX3*

3.4 Routine List

The following are the steps you may take to obtain a listing of the routines contained in the PIMS package.

1. Programmer Options Menu
2. Routine Tools Menu
3. First Line Routine Print Option
4. Routine Selector: DG* (ADT) SD* SC* (Scheduling)

3.5 New and Modified Routines

3.6 Patch SD*5.3*588 Routines

The following new and modified routines were exported by patch SD*5.3*588 - HIGH RISK MENTAL HEALTH PROACTIVE REPORT. Not all routines can or should be used. Please refer to the outstanding Integration Agreement before attempting to use these routines:

NEW SD ROUTINES	MODIFIED SD ROUTINES
SDMHAP	SDAMQ
SDMHAP1	SDMHAD
SDMHPRO	SDMHAD1
SDMHPRO1	SDMHNS
	SDMHNS1

3.7 Patch DG*5.3*849 Routines

These new DG routines were exported by patch DG*5.3*849 - DGPF NEW CAT1 FLAG AND CONVERSION. Not all routines can or should be used. Please refer to the outstanding Integration Agreement before attempting to use these routines:

NEW DG ROUTINES	MODIFIED DG ROUTINES
DG53849P	
DGPFCNR	
DGPFCNV	

3.8 Patch SD*5.3*578 Routines

SD*5.3*578 - These are the new and modified routines. Not all can or should be used. Please refer to the outstanding Integration Agreement before attempting to run these.

SDMHAD - This is the High Risk Mental Health AD Hoc No show Report entry point that the user can run to display the report. This report will display all patients that did not show up for their scheduled appointment for a Mental Health clinic. It will list patient contact information, Next of Kin, emergency contact, clinic default provider, future scheduled appointments and results of attempts to contact the no showed patients. The user is asked for various sort criteria, a date range, divisions to display (one, many, all), and sort by Clinic, Reminder Location or Stop Codes (one, many, all)

^SDMHAD1 - This is the print routine for the High Risk Mental Health AD HOC No Show Report. The report lists the patient that no showed for the mental health appointment, the date the of the appointment, the clinic and stop code. It also lists the contact information for the patient, the Next of Kin, emergency contacts, clinic provider, future scheduled appointments and results of efforts in contacting the patient.

^SDMHNS - This is the High Risk Mental Health No show Report entry point that is called by the scheduling background job. This report will display all patients that did not show up for their scheduled appointment for a Mental Health clinic. It will list patient contact information, Next of Kin, emergency contact, clinic default provider, future scheduled appointments and results of attempts to contact the no showed patients. The user will not be asked any sort criteria, the report will list for the day before the background job run, for all the divisions in the facility and mental health clinics in the facility. The report will be sent via email to those persons that are in the SD MH NO SHOW NOTIFICATION mail group.

^SDMHNS1 - This is the print routine for the High Risk Mental Health No Show Report run from the scheduling nightly background job. The report lists the patient that no showed for the mental health appointment, the date the of the appointment, the clinic and stop code. It also lists the contact information for the patient, the Next of Kin, emergency contacts, clinic provider, future scheduled appointments and results of efforts in contacting the patient. The report will be sent via email to those persons that are in the SD MH NO SHOW NOTIFICATION mail group.

SDAMQ modified

^SDAMQ G STARTQ:'\$\$SWITCH

- N SDSTART,SDFIN
- K ^TMP("SDSTATS", \$J)
- S SDSTART=\$\$NOW^SDAMU D ADD^SDAMQ1
- D EN^SDAMQ3(SDBEG,SDEND) ; appointments
- D EN^SDAMQ4(SDBEG,SDEND) ; add/edits
- D EN^SDAMQ5(SDBEG,SDEND) ; dispositions
- D EN^SDMHNS ;High Risk Mental Health NO Show report
- S SDFIN=\$\$NOW^SDAMU D UPD^SDAMQ1(SDBEG,SDEND,SDFIN,.05)
- D BULL^SDAMQ1

3.9 Patch DG*5.3*836 Routines

DG*5.3*836 - This Registration Patient Record Flag patch provides new interfaces used by the Scheduling and Reminder patches to determine the High Risk for Suicide flag status on a specified date.

GETINF^DGPFAPIH - DGPFAPIH is both a Routine and API Integration agreement. DGPFAPIH - This routine implements the two Application Programming Interface call points for retrieving Patient Record Flag information. One call point is for a specific patient and record and the second call point is for a list of patients with a specific, active, Patient Record Flag.

This API will obtain the Patient Record Flag assignment information and status for the specified patient, patient record flag and date range. The return data will be provided in an array using the target_root specified by the user or in the default array variable DGPFAPI1. The DATE/TIME field (#.02) of the PRF ASSIGNMENT HISTORY File (#26.14) entry will determine whether the entry falls within the specified date range. If no date range is specified, all entries will be returned

GETLST^DGPFAPIH - This API will retrieve a list of patients active at some point within a specified date range for a specified Patient Record Flag. The date range is required for this API, though the same date can be entered to specify a single date. The return data will be provided in an array using the target root specified by the user or in the default array variable DGPFAPI2. The DATE/TIME field (#.02) of the PRF ASSIGNMENT HISTORY File (#26.14) entry will determine whether the entry falls within the specified date range.

BLDMAIN^DGPFAPIH - This API builds the main return array for the specified patient. The array contains the PRF assignment data retrieved from the appropriate Local or National assignment file

BLDHIST^DGPFAPIH - This API collects and builds the return array containing the PRF assignment history data.

ACTIVE^DGPFAPIU - DGPFAPIU - This routine provides support utilities and functions for the new Application Programming Interface calls.

This procedure will check if the Patient Record Flag was active at any point during the specified date range. The procedure accepts a date range parameter which specifies whether “A”ll dates or only a “S”pecified date range is to be checked.

The PRF Assignment History File (#26.14) was not designed for this type of date interaction so the algorithm in this procedure has to make a number of assumptions when interpreting the dates and PRF actions. While there can only be one “New Assignment” entry, it is possible to have multiple “Continue”, “Inactivate” and “Reactivate” action entries. In addition, the “Entered In Error” action can pose additional issues with determining a status during a specific date range.

CHKDATE^DGPFAPIU - Check for valid start and end dates. Set up the DGRANGE parameter with the validated dates and set DGRANGE top element to “A” for all dates, or “S” for a specific range of dates

CHKDFN^DGPFAPIU - This function checks for a valid patient by checking the DFN in the Patient File (#2). If a valid patient is found, the patient name is returned, otherwise, the error text from the DIQ call is returned.

ASGNDATE^DGPFAPIU - Get the initial Assignment Date/Time of the Patient Record Flag by looking for the “NEW ASSIGNMENT” action in the PRF ASSIGNMENT HISTORY File (#26.14).

GETFLAG^DGPFAPIU - This function gets the variable pointer value for the Patient Record Flag passed in. The PRF is passed in as a text value. If the optional flag category is passed in, only that category will be checked for the PRF. If no category is passed in, then first the National category will be checked,

This Page Left Blank Intentionally

4 Files

This section provides a list of the software files. For each file, include the file number, file name, a list of any special templates (print, sort, input, edit) that come with the file, and brief description of the data or instruct the user how/where to find this information online. Indicate what data comes with the files and whether or not that data overwrites existing data. Optionally include information about file pointer relationships.

4.1 Globals and Files

The main globals used in the PIMS package are ^DG, ^DPT, ^DGPM, ^SC, and ^SCE.

The main files are PATIENT, PATIENT MOVEMENT, MAS MOVEMENT TYPE, PTF, CENSUS, WARD LOCATION, and HOSPITAL LOCATION.

The PIMS Package also uses globals ^DGSL, ^DGIN, ^DGS, ^DGAM, ^DGCPT, ^DGICD9, ^DGWAIT, ^DGPR, ^DGMT, ^DGPT, ^DGM, ^DGNT, ^DGP, ^DGPF, ^DGQE, ^ICPT, ^VA, ^VAS, ^VAT, ^DIC, ^SCPT, ^SCTM, ^SDASF, ^SDASE, ^SDV, ^SD, ^SDD.

Journaling of the following globals is mandatory: ^DPT, ^DGEN, ^DGPT, ^DGPM, ^SDV, ^SC, ^SCE, ^SCTM, ^SDD.

Journaling of the following globals is optional: ^DGS, ^DG.

Journaling of the following global is recommended: ^DGPF.

4.2 File List

FILE NUMBER	FILE NAME	GLOBAL
2	PATIENT	^DPT(
5	STATE	^DIC(5,
8	ELIGIBILITY CODE	^DIC(8,
8.1**	MAS ELIGIBILITY CODE	^DIC(8.1,
8.2*	IDENTIFICATION FORMAT	^DIC(8.2,
10*	RACE	^DIC(10,
11**	MARITAL STATUS	^DIC(11,
13*	RELIGION	^DIC(13,
21**	PERIOD OF SERVICE	^DIC(21,
22**	POW PERIOD	^DIC(22,
23*	BRANCH OF SERVICE	^DIC(23,
25*	TYPE OF DISCHARGE	^DIC(25,

26.11	PRF LOCAL FLAG	^DGPF(26.11,
26.12	PRF LOCAL FLAG HISTORY	^DGPF(26.12,

FILE NUMBER	FILE NAME	GLOBAL
26.13	PRF ASSIGNMENT	^DGPF(26.13,
26.14	PRF ASSIGNMENT HISTORY	^DGPF(26.14,
26.15	PRF NATIONAL FLAG	^DGPF(26.15,
26.16	PRF TYPE	^DGPF(26.16,
26.17	PRF HL7 TRANSMISSION LOG	^DGPF(26.17,
26.18	PRF PARAMETERS	^DGPF(26.18,
26.19	PRF HL7 QUERY LOG	^DGPF(26.19,
26.21	PRF HL7 EVENT	^DGPF(26.21,
27.11	PATIENT ENROLLMENT	^DGEN(27.11,
27.12	ENROLLMENT QUERY	^DGEN(27.12,
27.14	ENROLLMENT / ELIGIBILITY UPLOAD AUDIT	^DGENA(27.14,
27.15	ENROLLMENT STATUS	^DGEN(27.15,
27.16	ENROLLMENT GROUP THRESHOLD	^DGEN(27.16,
27.17*	CATASTROPHIC DISABILITY REASONS	^DGEN(27.17,
28.11	NOSE AND THROAT RADIUM HISTORY	^DGNT(28.11,
29.11	MST HISTORY	^DGMS(29.11,
30**	DISPOSITION LATE REASON	^DIC(30,
35*	OTHER FEDERAL AGENCY	^DIC(35,
35.1	SHARING AGREEMENT CATEGORY	^DG(35.1,
35.2	SHARING AGREEMENT SUB-CATEGORY	^DG(35.2)
37**	DISPOSITION	^DIC(37,
38.1	DG SECURITY LOG	^DGSL(38.1,

FILE NUMBER	FILE NAME	GLOBAL
38.5	INCONSISTENT DATA	^DGIN(38.5,
38.6**	INCONSISTENT DATA ELEMENTS	^DGIN(38.6,
39.1*	EMBOSSSED CARD TYPE	^DIC(39.1,
39.2*	EMBOSSING DATA	^DIC(39.2,
39.3	EMBOSSER EQUIPMENT FILE	^DIC(39.3,
39.4	ADT / HL7 TRANSMISSION	^DIC(39.4,
39.6	VIC REQUEST	^DGQE(39.6,
39.7	VIC HL7 TRANSMISSION LOG	^DGQE(39.7,
40.7*	CLINIC STOP	^DIC(40.7,
40.8	MEDICAL CENTER DIVISION	^DG(40.8,
40.9**	LOCATION TYPE	^DIC(40.9
41.1	SCHEDULED ADMISSION	^DGS(41.1,
41.41	PRE-REGISTRATION AUDIT	^DGS(41.41,
41.42	PRE-REGISTRATION CALL LIST	^DGS(41.42,
41.43	PRE-REGISTRATION CALL LOG	^DGS(41.43,
41.9	CENSUS	^DG(41.9,
42	WARD LOCATION	^DIC(42,
42.4*	SPECIALTY	^DIC(42.4,
42.5	WAIT LIST	^DGWAIT(
42.55**	PRIORITY GROUPING	^DIC(42.55,
42.6	AMIS 334-341	^DGAM(334,
42.7	AMIS 345&346	^DGAM(345,

FILE NUMBER	FILE NAME	GLOBAL
43	MAS PARAMETERS	^DG(43,
43.1	MAS EVENT RATES	^DG(43.1,
43.11**	MAS AWARD	^DG(43.11,
43.4**	VA ADMITTING REGULATION	^DIC(43.4,
43.5	G&L CORRECTIONS	^DGS(43.5,
43.61	G&L TYPE OF CHANGE	^DG(43.61,
43.7**	ADT TEMPLATE	^DG(43.7,
44	HOSPITAL LOCATION	^SC(
45	PTF	^DGPT(
45.1**	SOURCE OF ADMISSION	^DIC(45.1,
45.2	PTF TRANSFERRING FACILITY	^DGTF(
45.3*	SURGICAL SPECIALTY	^DIC(45.3,
45.4*	PTF DIALYSIS TYPE	^DG(45.4,
45.5	PTF MESSAGE	^DGM(
45.6*	PLACE OF DISPOSITION	^DIC(45.6,
45.61*	PTF ABUSED SUBSTANCE	^DIC(45.61,
45.64*	PTF AUSTIN ERROR CODES	^DGP(45.64,
45.68	FACILITY SUFFIX	^DIC(45.68,
45.7	FACILITY TREATING SPECIALTY	^DIC(45.7,
45.81*	STATION TYPE	^DIC(45.81,
45.82*	CATEGORY OF BENEFICIARY	^DIC(45.82,
45.83	PTF RELEASE	^DGP(45.83,

FILE NUMBER	FILE NAME	GLOBAL
45.84	PTF CLOSE OUT	^DGP(45.84,
45.85	CENSUS WORKFILE	^DG(45.85,
45.86*	PTF CENSUS DATE	^DG(45.86,
45.87	PTF TRANSACTION REQUEST LOG	^DGP(45.87,
45.88*	PTF EXPANDED CODE CATEGORY	^DIC(45.88,
45.89*	PTF EXPANDED CODE	^DIC(45.89,
45.9	PAF	^DG(45.9,
45.91	RUG-II	^DG(45.91,
46	INPATIENT CPT CODE	^DGCPT(46
46.1	INPATIENT POV	^DGICT9(46.1,
47**	MAS FORMS AND SCREENS	^DIC(47,
48**	MAS RELEASE NOTES	^DG(48,
48.5**	MAS MODULE	^DG(48.5,
389.9	STATION NUMBER (TIME SENSITIVE)	^VA(389.9,
390	ENROLLMENT RATED DISABILITY UPLOAD AUDIT	^DGRDUA(390,
391**	TYPE OF PATIENT	^DG(391,
391.1	AMIS SEGMENT	^DG(391.1,
391.31	HOME TELEHEALTH PATIENT	^DGHT(391.31,
403.35	SCHEDULING USER PREFERENCE	^SCRS(403.35,
403.43*	SCHEDULING EVENT	^SD(403.43,
403.44*	SCHEDULING REASON	^SD(403.44,
403.46*	STANDARD POSITION	^SD(403.46,

FILE NUMBER	FILE NAME	GLOBAL
403.47*	TEAM PURPOSE	^SD(403.47,
404.41	OUTPATIENT PROFILE	^SCPT(404.41,
404.42	PATIENT TEAM ASSIGNMENT	^SCPT(404.42,
404.43	PATIENT TEAM POSITION ASSIGNMENT	^SCPT(404.43,
404.44	PCMM PARAMETER	^SCTM(404.44,
404.45	PCMM SERVER PATCH	^SCTM(404.45,
404.46	PCMM CLIENT PATCH	^SCTM(404.46,
404.471	PCMM HL7 TRANSMISSION LOG	^SCPT(404.471,
404.472	PCMM HL7 ERROR LOG	^SCPT(404.472,
404.48	PCMM HL7 EVENT	^SCPT(404.48,
404.49	PCMM HL7 ID	^SCPT(404.49,
404.51	TEAM	^SCTM(404.51,
404.52	POSITION ASSIGNMENT HISTORY	^SCTM(404.52,
404.53	PRECEPTOR ASSIGNMENT HISTORY	^SCTM(404.53,
404.56	TEAM AUTOLINK	^SCTM(404.56,
404.57	TEAM POSITION	^SCTM(404.57,
404.58	TEAM HISTORY	^SCTM(404.58,
404.59	TEAM POSITION HISTORY	^SCTM(404.59,
404.61	MH PCMM STOP CODES	^SCTM(404.61,
404.91	SCHEDULING PARAMETER	^SD(404.91,
404.92*	SCHEDULING REPORT DEFINITION	^SD(404.92,
404.93*	SCHEDULING REPORT FIELDS DEFINITION	^SD(404.93,

FILE NUMBER	FILE NAME	GLOBAL
404.94*	SCHEDULING REPORT GROUP	^SD(404.94,
404.95*	SCHEDULING REPORT QUERY TEMPLATE	^SD(404.95,
404.98	SCHEDULING CONVERSION SPECIFICATION	^SD(404.98,
405	PATIENT MOVEMENT	^DGPM(
405.1	FACILITY MOVEMENT TYPE	^DG(405.1,
405.2**	MAS MOVEMENT TYPE	^DG(405.2,
405.3**	MAS MOVEMENT TRANSACTION TYPE	^DG(405.3,
405.4	ROOM-BED	^DG(405.4,
405.5**	MAS OUT-OF-SERVICE	^DG(405.5,
405.6	ROOM-BED DESCRIPTION	^DG(405.6,
406.41**	LODGING REASON	^DG(406.41,
407.5	LETTER	^VA(407.5,
407.6**	LETTER TYPE	^VA(407.6,
407.7**	TRANSMISSION ROUTERS	^VAT(407.7,
408	DISCRETIONARY WORKLOAD	^VAT(408,
408.11*	RELATIONSHIP	^DG(408.11,
408.12	PATIENT RELATION	^DGPR(408.12,
408.13	INCOME PERSON	^DGPR(408.13,
408.21	INDIVIDUAL ANNUAL INCOME	^DGMT(408.21,
408.22	INCOME RELATION	^DGMT(408.22,
408.31	ANNUAL MEANS TEST	^DGMT(408.31,

FILE NUMBER	FILE NAME	GLOBAL
408.32**	MEANS TEST STATUS	^DG(408.32,
408.33**	TYPE OF TEST	^DG(408.33,
408.34**	SOURCE OF INCOME TEST	^DG(408.34,
408.41	MEANS TEST CHANGES	^DG(408.41,
408.42**	MEANS TEST CHANGES TYPE	^DG(408.42,
409.1**	APPOINTMENT TYPE	^SD(409.1,
409.2**	CANCELLATION REASONS	^SD(409.2,
409.41**	OUTPATIENT CLASSIFICATION TYPE	^SD(409.41,
409.42	OUTPATIENT CLASSIFICATION	^SDD(409.42,
409.45**	OUTPATIENT CLASSIFICATION	^SD(409.45,
STOP CODE EXCEPTION		
409.62**	APPOINTMENT GROUP	^SD(409.62,
409.63**	APPOINTMENT STATUS	^SD(409.63,
409.64	QUERY OBJECT	^SD(409.64,
409.65	APPOINTMENT STATUS UPDATE LOG	^SDD(409.65,
409.66**	APPOINTMENT TRANSACTION TYPE	^SD(409.66
409.67	CLINIC GROUP	^SD(409.67,
409.68	OUTPATIENT ENCOUNTER	^SCE(
409.73	TRANSMITTED OUTPATIENT ENCOUNTER	^SD(409.73,
409.74	DELETED OUTPATIENT ENCOUNTER	^SD(409.74,
409.75	TRANSMITTED OUTPATIENT ENCOUNTER ERROR	^SD(409.75,
409.76**	TRANSMITTED OUTPATIENT ENCOUNTER	^SD(409.76,

FILE NUMBER	FILE NAME	GLOBAL
ERROR CODE		
409.77	ACRP TRANSMISSION HISTORY	^SD(409.77,
409.91	ACRP REPORT TEMPLATE	^SDD(409.91,
409.92	ACRP REPORT TEMPLATE PARAMETER	^SD(409.92,

*File comes with data** File comes with data which will overwrite existing data, if specified.

5 Files and Templates in the PIMS Package

The following are the steps you may take to obtain information concerning the files and templates contained in the PIMS package.

5.1 File Flow (Relationships between files)

1. VA FileMan Menu
2. Data Dictionary Utilities Menu
3. List File Attributes Option
4. Enter File # or range of File #s
5. Select Listing Format: Standard
6. You will see what files point to the selected file. To see what files the selected file points to, look for fields that say "POINTER TO".

5.2 Templates

1. VA FileMan Menu
2. Print File Entries Option
3. Output from what File:
 - Print Template
 - Sort Template
 - Input Template
 - List Template
4. Sort by: Name
5. Start with name: DG to DGZ, VA to VAZ, (ADT) SD to SDZ, SC to SCZ (scheduling)
6. Within name, sort by: <RET>
7. First print field: Name

5.3 VA FileMan Functions

Included with the ACRP Reports Menu is the FileMan function, SCRPWDATA. This function can be used from within the OUTPATIENT ENCOUNTER file to provide any of the following data elements as data within FileMan output. It may be used to sort or print data.

This function has one argument which is the name (or acronym) of the data element you wish to return. For example, if you wish to sort or print a patient's current GAF score, the function could be used as follows.

```
THEN PRINT FIELD: SCRPWDATA("GAF SCORE (CURRENT)"); "CURRENT GAF SCORE"; L8
(OR)
THEN PRINT FIELD: SCRPWDATA("DXGC"); "CURRENT GAF SCORE"; L8
```

VA FileMan Function Data elements that have multiple values (like procedure codes, diagnoses, etc.) are returned as a single semicolon delimited string which may be as long as 245 characters. Some data of these elements may be omitted due to truncation to stay within this limit.

The following is a list of data elements and associated acronyms that may be specified as arguments to the SCRPWDATA function.

VA FILEMAN FUNCTIONS	
DATA ELEMENT	ACRONYM
CATEGORY: AMBULATORY PROCEDURE	
EVALUATION & MANAGEMENT CODES	APEM
AMBULATORY PROCEDURE (NO E&M CODES)	APAP
ALL AMBULATORY PROCEDURE CODES	APAC
CATEGORY: CLINIC	
CLINIC NAME	CLCN
CLINIC GROUP	CLCG
CLINIC SERVICE	CLCS
CATEGORY: DIAGNOSIS	
PRIMARY DIAGNOSIS	DXPD
SECONDARY DIAGNOSIS	DXSD
ALL DIAGNOSES	DXAD
GAF SCORE (HISTORICAL)	DXGH
GAF SCORE (CURRENT)	DXGC

VA FILEMAN FUNCTIONS	
DATA ELEMENT	ACRONYM
CATEGORY: ENROLLMENT (CURRENT)	
ENROLLMENT DATE (CURRENT)	ECED
SOURCE OF ENROLLMENT (CURRENT)	ECSE
ENROLLMENT STATUS (CURRENT)	ECES
ENROLLMENT FACILITY RECEIVED (CURRENT)	ECFR
ENROLLMENT PRIORITY (CURRENT)	ECEP
ENROLLMENT EFFECTIVE DATE (CURRENT)	ECEF

VA FILEMAN FUNCTIONS	
DATA ELEMENT	ACRONYM
CATEGORY: ENROLLMENT (HISTORICAL)	
ENROLLMENT DATE (HISTORICAL)	EHED
SOURCE OF ENROLLMENT (HISTORICAL)	EHSE
ENROLLMENT STATUS (HISTORICAL)	EHES
ENROLLMENT FACILITY RECEIVED (HISTORICAL)	EHFR
ENROLLMENT PRIORITY (HISTORICAL)	EHEP
ENROLLMENT EFFECTIVE DATE (HISTORICAL)	EHEF

VA FILEMAN FUNCTIONS	
DATA ELEMENT	ACRONYM
CATEGORY: OUTPATIENT ENCOUNTER	
PATIENT	OEPA
ORIGINATING PROCESS TYPE	OEOP
APPT. TYPE	OEAT

STATUS	OEST
ELIG. OF ENCOUNTER	PEPW
MEANS TEST (HISTORICAL)	PEMH
MEANS TEST (CURRENT)	PEMC
SC PERCENTAGE	PESP
AGENT ORANGE EXPOSURE	PEAO
IONIZING RADIATION EXPOSURE	PEIR
SW ASIA CONDITIONS EXPOSURE	PEEC
CATEGORY: PRIMARY CARE	
PC PROVIDER (HISTORICAL)	PCPH
PC TEAM (HISTORICAL)	PCTH
PC PROVIDER (CURRENT)	PCPC
PC TEAM (CURRENT)	PCTC
CATEGORY: PROVIDER	
PRIMARY PROVIDER	PRPP
SECONDARY PROVIDER	PRSP
ALL PROVIDERS	PRAP
PRIMARY PROVIDER PERSON CLASS	PRPC
SECONDARY PROVIDER PERSON CLASS	PRSC
ALL PROVIDERS PERSON CLASS	PRAC

VA FILEMAN FUNCTIONS	
DATA ELEMENT	ACRONYM
CATEGORY: STOP CODE	
PRIMARY STOP CODE	SCPC
SECONDARY STOP CODE	SCSC
BOTH STOP CODES	SCBC
CREDIT PAIR	SCCP
CATEGORY: V FILE ELEMENT	
EXAMINATION	VFEX
HEALTH FACTOR	VFHF
IMMUNIZATION	VFIM
PATIENT EDUCATION	VFPE
TREATMENTS	VFTR
SKIN TEST	VFST

6 Exported Options

This section provides a list of the options exported with the **software**, indicating distribution of menus to users. Any restrictions on menu distribution are noted. When the option's availability is based on the level of system access requiring permissions the name of the type of access (e.g., security keys and/or roles) and authorization is included.

The following are the steps you may take to obtain information about menus, exported protocols, exported options, exported remote procedures, and exported HL7 applications concerning the PIMS package.

6.1 Menu Diagrams

- Programmers Options
- Menu Management Menu
- Display Menus and Options Menu
- Diagram Menus
- Select User or Option Name: O.DG Manager Menu (ADT) O.SDMGR (Scheduling)

6.2 Exported Protocols

- VA FileMan Menu
- Print File Entries Option
- Output from what File: PROTOCOL
- Sort by: Name
- Start with name: DG to DGZ, VA to VAZ (ADT) SD to SDZ, SC to SCZ (Scheduling)
- Within name, sort by: <RET>
- First print field: Name

6.3 Exported Options

- VA FileMan Menu
- Print File Entries Option
- Output from what File: OPTION
- Sort by: Name
- Start with name: DG to DGZ, VA to VAZ (ADT)
- SD to SDZ, SC to SCZ (Scheduling)
- Within name, sort by: <RET>
- First print field: Name

6.4 Exported Remote Procedures

- VA FileMan Menu
- Print File Entries Option
- Output from what File: REMOTE PROCEDURE
- Sort by: Name
- Start with name: DG to DGZ, VA to VAZ (ADT) SD to SDZ, SC to SCZ (Scheduling)
- Within name, sort by: <RET>
- First print field: Name

6.5 Exported HL7 Applications for Ambulatory Care Reporting

- HL7 Main Menu
- V1.6 Options Menu
- Interface Workload Option
- Look for AMBCARE-DHCP and NPCD-AAC*

6.6 Exported HL7 Applications For Inpatient Reporting To National Patient Care Database

- HL7 Main Menu
- V1.6 Options Menu
- Interface Workload Option
- Look for VAFC PIMS and NPTF

6.7 Exported HL7 Applications for Home Telehealth Care Database

- DG HOME TELEHEALTH

*AAC stands for Austin Automation Center. The name of that facility has been changed to Austin Information Technology Center.

6.8 Exported Scheduling Options

The following new and modified Scheduling options were exported by the SD*5.3*588 HIGH RISK MENTAL HEALTH PROACTIVE REPORT patch:

NEW SCHEDULING OPTIONS	MENU ASSIGNMENTs
High Risk MH Proactive Adhoc Report [SD MH PROACTIVE AD HOC REPORT] Option	Stand-Alone Option
High Risk MH Proactive Nightly Report [SD MH PROACTIVE BGJ REPORT] Run Routine	Stand-Alone Option

MODIFIED SCHEDULING OPTIONS	MENU ASSIGNMENTs
High Risk MH No-Show Adhoc Report [SD MH NO SHOW AD HOC REPORT] option	Stand-Alone Option
High Risk MH No-Show Nightly Report [SD MH NO SHOW NIGHTLY BGJ] Run Routine	Stand-Alone Option

6.9 Exported DG Option

The new Convert Local HRMH PRF to National Action [DGPF LOCAL TO NATIONAL CONVERT] option is exported by the DG*5.3*849 DGPF NEW CAT1 FLAG AND CONVERSION patch:

NEW DG OPTION	MENU ASSIGNMENT
Convert Local HRMH PRF to National Action [DGPF LOCAL TO NATIONAL CONVERT] option	Stand-Alone Option

This Page Left Blank Intentionally

7 Archiving and Purging

This section describes the archiving capabilities of the software and any necessary instructions or guidelines:

7.1 Archiving

With the release of PIMS V. 5.3, a new archive / purge option has been created for PTF-related records. Please refer to the Release Notes for details.

7.2 Purging

The PIMS package allows for purging of data associated with log of user access to sensitive records, consistency checker, scheduled admissions, local breakeven data for DRGs, special transaction requests, and scheduling data. Following is a list of the purge options and where the documentation may be found in the user manual.

7.3 ADT Module

ADT MODULE	
OPTION NAME	MENU NAME
Purge Breakeven Data for a Fiscal Year	PTF
Purge Special Transaction Request Log	PTF
Purge Non-Sensitive Patients from Security Log	Security Officer
Purge Record of User Access from Security Log	Security Officer
Purge Inconsistent Data Elements	Supervisor ADT
Purge Scheduled Admissions	Supervisor ADT
SCHEDULING MODULE	
OPTION NAME	MENU NAME
Purge Ambulatory Care Reporting files	Ambulatory Care Reporting
Purge Appointment Status Update Log File	Supervisor
Purge rejections that are past database close-out	Ambulatory Care Reporting
Purge Scheduling Data	Supervisor

7.4 ACRP Database Conversion Option

The purpose of the database conversion is to convert old Scheduling encounter information into the Visit Tracking / Patient Care Encounter (PCE) database. Once you have converted all the data, you may wish to delete the old Scheduling files. A list of the files which may be deleted will be displayed when selecting the *Delete Old Files* action in this option. It is recommended you back up these files before deletion.

7.5 HL7 Purger

It is recommended that the option Purge Message Text File Entries [HL PURGE TRANSMISSIONS] be scheduled to run every day or every other day.

8 Callable Routines/Entry Points/Application Program Interfaces

This section lists the callable routines, entry points, and Application Program Interfaces (APIs) that can be called by other software. Included is a brief description of the functions, required variables, and any restrictions.

^SDMHAD

This is the High Risk Mental Health AD Hoc No show Report entry point that the user can run to display the report. This report will display all patients that did not show up for their scheduled appointment for a Mental Health clinic. It will list patient contact information, Next of Kin, emergency contact, clinic default provider, future scheduled appointments, Mental Health Treatment Coordinator and care team and results of attempts to contact the no showed patients. The user is asked for various sort criteria , a date range, divisions to display (one, many, all), and sort by Clinic, Reminder Location or Stop Codes (one, many, all).

Routine Name	^SDMHAD	
Enhancement Category	<input checked="" type="checkbox"/> New <input type="checkbox"/> Modify <input type="checkbox"/> Delete <input type="checkbox"/> No Change	
SRS Traceability		
Related Options	High Risk MH No-Show Adhoc Report [SD MH NO SHOW AD HOC REPORT] option	
Related Routines	Routines "Called By"	Routines "Called"
	^SDMHNS	NOW^%DTC \$\$GETINF^DGPFAPIH CLOSE^DGUTQ WAIT^DICD LOCLIST^PXRMLCF \$\$RANGE^SDAMQ ASK2^SDDIV ^SDMHAD1 ^SDMHNS1 ^VADATE PID^VADPT6 FIRST^VAUTOMA PATIENT^VAUTOMA
Data Dictionary References	^DG(40.8 DIVISION ^DIC(40.7 CLINIC STOP	

Routine Name	^SDMHAD
	^DPT (PATIENT ^PXRMD (810.9 REMINDEDR LOCATION ^SC (HOSPITAL LICATION ^TMP (^TMP (\$J
Related Protocols	N/A
Related Integration Agreements	TBD
Data Passing	<input type="checkbox"/> Input <input type="checkbox"/> Output Reference <input checked="" type="checkbox"/> Both <input type="checkbox"/> Global Reference <input type="checkbox"/> Local
Input Attribute Name and Definition	Name: Definition:
Output Attribute Name and Definition	Name: Definition:
Current Logic	
Modified Logic (Changes are in bold)	
<p>User is asked to choose the date range.</p> <p>User is asked to choose the Divisions in the facility (one, many, `all)</p> <p>User is asked to choose the sort criteria, by clinic, by Mental Health Clinic Quick List, by stop code (one, many, all)</p> <p>If the sort is by the by Mental Health Clinic Quick List (by one, or many) Check API (LOCKLIST^PXRMLOCF) to find the clinics that are associated with the reminder list(s) that were chosen.</p> <p style="padding-left: 40px;">-Check to see if the division/clinic/stop have been selected and if the clinic and stop code are a valid mental health pair.</p> <p style="padding-left: 80px;">-Set ^TMP("SDNSHOW",\$J with the valid choices</p> <p>Find the patients in the date range that had a no show, no show auto rebook or no action taken appointment for a mental health clinic</p> <p style="padding-left: 80px;">-Loop through the ^TMP("SDNSHOW",\$J global</p> <p style="padding-left: 40px;">Within that loop, check the Hospital Location "S" X-ref to see if the patient has an appointment</p>	

Routine Name	^SDMHAD
<p>In the date range.. ^SC(clinic,"S",date</p> <p>- If there is a match, set up the global ^TMP("SDNS", SORT (clinic, reminder location or stop code)</p> <p>Call ^SDMHAD1 routine to print the report.</p>	

^SDMHAD1

This is the print routine for the High Risk Mental Health AD HOC No Show Report. The report lists the patient that no showed for the mental health appointment, the date the of the appointment, the clinic and stop code. It also lists the contact information for the patient, the Next of Kin, emergency contacts, clinic provider, future scheduled appointments, Mental Health Treatment Coordinator and care team and results of efforts in contacting the patient.

Routine Name	^SDMHAD1	
Enhancement Category	<input checked="" type="checkbox"/> New <input type="checkbox"/> Modify <input type="checkbox"/> Delete <input type="checkbox"/> No Change	
SRS Traceability		
Related Options	N/A	
Related Routines	Routines "Called By"	Routines "Called"
	^SDMHAD	C^%DTC \$\$GET1^DIQ ^DIR \$\$HLPHONE^HLFNC \$\$SDAPI^SDAMA301 HEAD^SDMHAD ^VADATE KVAR^VADPT OAD^VADPT PID^VADPT6
Data Dictionary References	^DIC(40.7 CLINIC STOP ^DPT(PATIENT ^SC(HOSPITAL LOCATION ^TMP(

Routine Name	^SDMHAD1
	^TMP (\$J ^VA (200 NEW PERSON
Related Protocols	N/A
Related Integration Agreements	N/A
Data Passing	<input type="checkbox"/> Input <input type="checkbox"/> Output Reference <input checked="" type="checkbox"/> Both <input type="checkbox"/> Global Reference <input type="checkbox"/> Local
Input Attribute Name and Definition	Name: Definition:
Output Attribute Name and Definition	Name: Definition:
Current Logic	
Modified Logic (Changes are in bold)	
<p>The code will loop through the ^TMP("SDNS", SORT (clinic, reminder location or stop code) global</p> <p>- A header will print for each division (alphabetical) which will include the following information: the</p> <p>**The second line will designate how the report will be sorted and printed. This example, sorts by clinic.</p> <pre> MENTAL HEALTH NO SHOW REPORT NOV 10,2010@09:34 PAGE 1 BY CLINIC PATIENT PT ID EVENT D/T CLINIC STOP CODE ***** DIVISION: ALBANY If the sort is by the reminder location the following will print: MENTAL HEALTH NO SHOW REPORT NOV 10,2010@09:34 PAGE 1 BY REMINDER LOCATION LIST PATIENT PT ID EVENT D/T CLINIC STOP CODE ***** DIVISION/REM LOC LIST: ALBANY/VA-MH QUERI PC CLINIC STOPS - The patient name , ID, date of no showed appointment, </pre>	

Routine Name	^SDMHAD1			
clinic and the stop code will print				
For each patient listed, the following information if available will print:				
<div><div><div>▪ Patient phone numbers for home, office, cell</div><div>▪ Next of Kin information, contact, relationship to patient and address and phone numbers</div><div>▪ Emergency contact information, contact, relationship to patient, address and phone numbers</div><div>▪ Default provider for the clinic they no showed for</div><div>▪ Mental Health Treatment Coordinator and Care team (in Parenthesis)</div><div>▪ Future scheduled appointments, clinic, date and location of the clinic</div><div>▪ The results of efforts to contact the patient. (information from clinical reminder API)</div></div></div>				
If there are no patients the heading will print with no records available.				
MENTAL HEALTH NO SHOW REPORT			NOV	
10,2010@09:54 PAGE 1				
BY CLINIC				
PATIENT	PT ID	EVENT D/T	CLINIC	STOP CODE

>>>>> NO RECORDS FOUND <<<<<				

^SDMHNS

This is the High Risk Mental Health No show Report entry point that is called by the scheduling background job. This report will display all patients that did not show up for their scheduled appointment for a Mental Health clinic. It will list patient contact information, Next of Kin, emergency contact, clinic default provider, future scheduled appointments Mental Health Treatment Coordinator and care team and results of attempts to contact the no showed patients. The user will not be asked any sort criteria, the report will list for the day before the background job run, for all the divisions in the facility and mental health clinics in the facility. The report will be sent to members of the SD MH NO SHOW NOTIFICATION mail group.

Routine Name	^SDMHNS										
Enhancement Category	<input checked="" type="checkbox"/> New	<input type="checkbox"/> Modify	<input type="checkbox"/> Delete	<input type="checkbox"/> No Change							
SRS Traceability											
Related Options	N/A										
Related Routines	Routines "Called By"	Routines "Called"									
	^SDAMQ	C^%DTC NOW^%DTC HOME^%ZIS XY^DGMTUTL \$\$LINE^SDMHAD \$\$LINE1^SDMHAD START^SDMHAD \$\$SETSTR^SDMHNS1 SET1^SDMHNS1 ^VADATE ^XMD EN^XUTMDEVQ									
Data Dictionary References	^TMP ("SDNS" ^XMB (3.8 MAIL GROUP										
Related Protocols	N/A										
Related Integration Agreements	N/A										
Data Passing	<input type="checkbox"/> Input	<input type="checkbox"/> Output Reference	<input checked="" type="checkbox"/> Both	<input type="checkbox"/> Global Reference	<input type="checkbox"/> Local						

Routine Name	^SDMHNS
Input Attribute Name and Definition	Name: Definition:
Output Attribute Name and Definition	Name: Definition:
Current Logic	
Modified Logic (Changes are in bold)	
<p>The variable SDXFLG is set to 1 ; This flag is set to 1 when running from the background Job</p> <p>The date range is set to T-1 from the date the SD Nightly Background Job is run.</p> <p>The Division is set to ALL the divisions in the facility.</p> <p>The sort criteria, is set All Clinics.</p> <p>Call is made to START ^SDMHAD</p> <p style="padding-left: 40px;">-Check to see if the division/clinic/stop have been selected and if the clinic and stop code are a valid mental health pair.</p> <p style="padding-left: 40px;">-Set ^TMP("SDNSHOW",\$J with the valid choices</p> <p>Find the patients in the date range that had a no show appointment, no show auto rebook or no action taken for a mental health clinic</p> <p style="padding-left: 40px;">-Loop through the ^TMP("SDNSHOW",\$J global</p> <p style="padding-left: 80px;">Within that loop, check the Hospital Location "S" X-ref to see if the patient has an appointment</p> <p style="padding-left: 80px;">In the date range.. ^SC(clinic,"S",date</p> <p style="padding-left: 80px;">- If there is a match, set up the global ^TMP("SDNS",</p> <p style="padding-left: 40px;">SORT (clinic, reminder location or stop code)</p> <p>Call to ^SDMHNS1 routine to set up the global ^TMP("SDNS",\$J, LINE NUMBER,0) that hold the data for sending an email message to all persons in the email group SD MH NO SHOW NOTIFICATION.</p> <p>Variables are set up to send the data in a mail message.</p> <p style="padding-left: 40px;">SDGRP is set to the mail group number for SD MH NO SHOW NOTIFICATION</p> <p style="padding-left: 40px;">XMSUB the subject of the email is set to MN NO SHOW REPORT MESSAGE</p> <p style="padding-left: 40px;">XMTEXT is set to the global containing the data ^TMP("SDNS",\$J, LINE #,0)</p> <p>Call is made to set up and send the mail message D ^XMD the user will be able to print out the email message to a printer for a hard copy through mailman. The report will be almost identical to the AD HOC report except it will have mailman designation in the heading.</p>	

^SDMHNS1

This is the print routine for the High Risk Mental Health No Show Report run from the scheduling nightly background job. The report lists the patient that no showed for the mental health appointment, the date the of the appointment, the clinic and stop code. It also lists the, clinic provider and future scheduled appointments for the patient up to 30 days out. The report will be sent to members of the SD MH NO SHOW NOTIFICATION mail group.

Routine Name	^SDMHNS1				
Enhancement Category	<input checked="" type="checkbox"/> New	<input type="checkbox"/> Modify	<input type="checkbox"/> Delete	<input type="checkbox"/> No Change	
SRS Traceability					
Related Options	N/A				
Related Routines	Routines "Called By"	Routines "Called"			
	^SDMHNS	C^%DTC \$\$GET1^DIQ \$\$HLPHONE^HLFNC \$\$SDAPI^SDAMA301 HEAD^SDMHNS \$\$SETSTR^SDUL1 ^VADATE KVAR^VADPT OAD^VADPT PID^VADPT6			
Data Dictionary References	^DIC(40.7 CLINIC STOP ^DPT(PATIENT ^SC(HOSPITAL LOCATION ^TMP(^TMP("SDNS" ^TMP(\$J ^VA(200 NEW PERSON				
Related Protocols	N/A				
Related Integration Agreements	N/A				
Data Passing	<input type="checkbox"/> Input	<input type="checkbox"/> Output Reference	<input checked="" type="checkbox"/> Both	<input type="checkbox"/> Global Reference	<input type="checkbox"/> Local

Routine Name	^SDMHNS1
Input Attribute Name and Definition	Name: Definition:
Output Attribute Name and Definition	Name: Definition:
Current Logic	
Modified Logic (Changes are in bold)	
<p>The code will loop through the ^TMP("SDNS", Clinic, global</p> <p style="padding-left: 40px;">- A header will be set into the ^TMP("SDNS",\$J,LINE #,0)</p> <p>global for each division (alphabetical)</p> <p style="padding-left: 40px;">which will include the following information:</p> <p style="padding-left: 40px;">**The second line will designate how the report will be sorted and printed. The background job will</p> <p style="padding-left: 40px;">only print the report by Clinic.</p> <p style="text-align: center;">MENTAL HEALTH NO SHOW REPORT NOV 10,2010@09:34 PAGE 1</p> <p style="text-align: center;">BY CLINIC</p> <p style="text-align: center;">PATIENT PT ID EVENT D/T CLINIC STOP CODE</p> <p>*****</p> <p style="text-align: center;">DIVISION: ALBANY</p> <p>-For each patient listed, the following information if available will be set into the ^TMP("SDNS",\$J,LINE #,0) global:</p> <ul style="list-style-type: none"> ▪ Patient phone numbers for home, office, cell ▪ Next of Kin information, contact, relationship to patient and address and phone numbers ▪ Emergency contact information, contact, relationship to patient, address and phone numbers ▪ Default provider for the clinic they no showed for ▪ Mental Health Treatment Coordinator MHTC and care team (in parenthesis) ▪ Future scheduled appointments, clinic, date and location of the clinic ▪ The results of efforts to contact the patient. (information from clinical reminder API) <p>If there are no patients the heading will print with no records available.</p> <p style="text-align: center;">MENTAL HEALTH NO SHOW REPORT NOV 10,2010@09:54 PAGE 1</p> <p style="text-align: center;">BY CLINIC</p> <p style="text-align: center;">PATIENT PT ID EVENT D/T CLINIC</p> <p>STOP CODE</p> <p>*****</p> <p style="text-align: center;">>>>>>> NO RECORDS FOUND <<<<<<</p>	

^SDAMQ

Routine Name	^SDAMQ				
Enhancement Category	<input type="checkbox"/> New <input checked="" type="checkbox"/> Modify <input type="checkbox"/> Delete <input type="checkbox"/> No Change				
SRS Traceability					
Related Options	Nightly job for PM data extract [SDOQM PM NIGHTLY JOB]				
Related Routines	Routines "Called By"	Routines "Called"			
Data Dictionary References	N/A				
Related Protocols	N/A				
Related Integration Agreements	N/A				
Data Passing	<input type="checkbox"/> Input <input type="checkbox"/> Output Reference <input checked="" type="checkbox"/> Both <input type="checkbox"/> Global Reference <input type="checkbox"/> Local				
Input Attribute Name and Definition	Name: Definition:				
Output Attribute Name and Definition	Name: Definition:				
Current Logic					
<pre> START ; G STARTQ:'\$\$SWITCH N SDSTART,SDFIN K ^TMP("SDSTATS",\$J) S SDSTART=\$\$NOW^SDAMU D ADD^SDAMQ1 D EN^SDAMQ3(SDBEG,SDEND) ; appointments D EN^SDAMQ4(SDBEG,SDEND) ; add/edits D EN^SDAMQ5(SDBEG,SDEND) ; dispositions S SDFIN=\$\$NOW^SDAMU D UPD^SDAMQ1(SDBEG,SDEND,SDFIN,.05) D BULL^SDAMQ1 STARTQ K SDBEG,SDEND,SDAMETH,^TMP("SDSTATS",\$J) Q </pre>					

Routine Name	^SDAMQ
Modified Logic (Changes are in bold)	
<pre> START ; G STARTQ: '\$\$SWITCH N SDSTART, SDFIN ;N SDMHNOSH ; set for no show report K ^TMP("SDSTATS", \$J) S SDSTART=\$\$NOW^SDAMU D ADD^SDAMQ1 D EN^SDAMQ3(SDBEG, SDEND) ; appointments D EN^SDAMQ4(SDBEG, SDEND) ; add/edits D EN^SDAMQ5(SDBEG, SDEND) ; dispositions S SDFIN=\$\$NOW^SDAMU D UPD^SDAMQ1(SDBEG, SDEND, SDFIN, .05) D BULL^SDAMQ1 STARTQ K SDBEG, SDEND, SDAMETH, ^TMP("SDSTATS", \$J) Q ; AUTO ; -- nightly job entry point G: '\$\$SWITCH AUTOQ ; -- do yesterday's first S X1=DT, X2=-1 D C^%DTC S (SDOPCDT, SDBEG)=X, SDEND=X+.24, SDAMETH=1 D START D EN^SDMHNS D EN^SDMHPRO </pre>	

EN^SDMHPRO

This routine is the front end of the Proactive background job report and sets up the data to be printed.

Routine Name	EN^SDMHPRO				
Enhancement Category	<input checked="" type="checkbox"/> New <input type="checkbox"/> Modify <input type="checkbox"/> Delete <input type="checkbox"/> No Change				
Requirement Traceability Matrix	N/A				
Related Options	High Risk MH Proactive Nightly Report [SD MH PROACTIVE BGJ REPORT] option				
Related Routines	Routines "Called By"	Routines "Called"			
	^SDAMQ	NOW^%DTC \$\$LINE^SDMHAP \$\$LINE1^SDMHAP START^SDMHAP RET^SDMHAP1 \$\$SETSTR^SDMHPRO1 SET1^SDMHPRO1 XMY^SDUTL2 \$\$FMTE^XLFTD ^XMD			
Data Dictionary (DD) References	^TMP (^TMP ("SDMHP" ^XMB (3.8				
Related Protocols	N/A				
Related Integration Control Registrations (ICRs)	N/A				
Data Passing	<input type="checkbox"/> Input <input type="checkbox"/> Output Reference <input type="checkbox"/> Both <input type="checkbox"/> Global Reference <input checked="" type="checkbox"/> Local				
Input Attribute Name and Definition	Name: None Definition:				
Output Attribute Name and Definition	Name: None Definition:				
Current Logic					
None					

Routine Name	EN^SDMHPRO
Modified Logic (Changes are in bold)	
The variable SDXFLG is set to 1 ; This flag is set to 1 when running from the background Job	
The date range is set to T from the date the SD Nightly Background Job is run.	
The Division is set to ALL the divisions in the facility.	
The sort criteria, is set All Clinics.	
Call is made to START ^SDMHPRO	
Check to see if the clinics are mental health clinics in the Reminder location file	
-Set ^TMP("SDPRO",\$J with the valid choices	
Find the patients in the date range that had an appointment for a mental health clinic	
-Loop through the ^TMP("SDPRO",\$J global	
Within that loop, check the Hospital Location "S" X-ref to see if the patient has an appointment	
In the date range.. ^SC(clinic,"S",date	
- If there is a match, set up the global ^TMP("SDPRO1",	
SORT (clinic, reminder location or stop code)	
Call to ^SDMHPRO1 routine to set up the global ^TMP("SDMHP",\$J, LINE NUMBER,0) that hold the data for sending an email message to all persons in the email group SD MH NO SHOW NOTIFICATION.	
Variables are set up to send the data in a mail message.	
SDGRP is set to the mail group number for SD MH NO SHOW NOTIFICATION	
XMSUB the subject of the email is set to MN NO SHOW REPORT MESSAGE #	
XMTEXT is set to the global containing the data ^TMP("SDNS",\$J, LINE #,0)	
Call is made to set up and send the mail message D ^XMD the user will be able to print out the email message to a printer for a hard copy through mailman.	
The report will be identical to the AD HOC report except it will have mailman designation in the heading.	

^SDMHPRO1

This routine is called by routine SDMHPRO and is the routine that prints out the Proactive Background Job report.

Routine Name	EN^SDMHPRO1	
Enhancement Category	<input checked="" type="checkbox"/> New <input type="checkbox"/> Modify <input type="checkbox"/> Delete <input type="checkbox"/> No Change	
Requirement Traceability Matrix	N/A	
Related Options	High Risk MH Proactive Nightly Report [SD MH PROACTIVE BGJ REPORT] option	
Related Routines	Routines "Called By"	Routines "Called"
	^SDMHPRO	C^%DTC \$\$SDAPI^SDAMA301 COUNT^SDMHPRO HEAD^SDMHPRO HEAD1^SDMHPRO TOTAL^SDMHPRO \$\$SETSTR^SDUL1 PID^VADPT6 \$\$FMTE^XLFD
Data Dictionary (DD) References	^DG(40.8 ^DIC(40.7 ^DPT(^DPT("B" ^SC(^TMP(^TMP("SDMHP" ^TMP("SDPRO1" ^TMP(\$J ^VA(200	
Related Protocols	N/A	
Related Integration Control Registrations (ICRs)	N/A	

Routine Name	EN^SDMHPRO1				
Data Passing	<input type="checkbox"/> Input	<input type="checkbox"/> Output Reference	<input type="checkbox"/> Both	<input type="checkbox"/> Global Reference	<input checked="" type="checkbox"/> Local
Input Attribute Name and Definition	Name: None Definition:				
Output Attribute Name and Definition	Name: None Definition:				
Current Logic					
None					
Modified Logic (Changes are in bold)					
<p>The code will loop through the ^TMP("SDPRO1" global</p> <p>- A totals page will print out of the unique patients at the beginning of the report.</p> <p>- A header will print for each division (alphabetical) which will include the following information: the</p> <p>- The second line will designate how the report will be sorted and printed. This example, sorts by clinic.</p> <p>- The patient name , ID, date of appointment, clinic</p>					
<p>PROACTIVE HIGH RISK REPORT PAGE 1 by CLINIC for Appointments 9/24/11-10/14/11 Run: 10/14/2011@12:39</p> <p>PATIENT PT ID APPT D/T CLINIC *****</p> <p>DIVISION: ALBANY</p> <p>1 Schedulingpatient, One 0000 10/3/2011 9:00 am D-PSYCHXXXXXXXXXX</p>					
<p>PROACTIVE HIGH RISK REPORT PAGE 2 by CLINIC for Appointments 9/24/11-10/14/11 Run: 10/4/2011@12:39</p> <p>PATIENT PT ID APPT D/T CLINIC *****</p> <p>DIVISION: ON THE HUDSON IN HISTORIC TROY</p> <p>1 Schedulingpatient, One 0000 9/29/2011 11:00 am LIZ'S MENTAL HEALTH CLI 10/3/2011 3:00 pm LIZ'S MENTAL HEALTH CLI</p> <p>2 Schedulingpatient, TWO 6666 10/4/2011 10:00 am LIZ'S MENTAL HEALTH CLI</p>					
<p>PROACTIVE HIGH RISK REPORT PAGE 3 by CLINIC for Appointments 9/24/11-10/14/11 Run: 10/4/2011@12:39</p> <p>PATIENT PT ID APPT D/T CLINIC *****</p>					

Routine Name	EN^SDMHPR01		
DIVISION: TROY1			
1 Schedulingpatient, One	0000	9/30/2011 11:00 am	MENTAL HEALTH
2 Schedulingpatient, TWO	6666	10/5/2011 10:00 am	MENTAL HEALTH
PROACTIVE HIGH RISK REPORT by CLINIC for Appointments 9/24/11-10/14/11			PAGE 4 Run: 10/4/2011@12:39
Totals Page			

Division/Clinic Appointment Totals			
Division/CLinic	Unique Patients		
ALBANY	1		
ON THE HUDSON IN HISTORIC TROY	2		
TROY1	2		
If there are no patients the heading will print with no records available.			
PROACTIVE HIGH RISK REPORT by CLINIC for Appointments 9/24/11-10/14/11			PAGE 3 Run: 10/4/2011@12:39
PATIENT	PT ID	APPT D/T	CLINIC

>>>>>> NO RECORDS FOUND <<<<<<			

EN^SDMHAP

This routine is the front end of the Proactive Ad Hoc report and sets up the data to be printed.

Routine Name	EN^SDMHAP	
Enhancement Category	<input checked="" type="checkbox"/> New <input type="checkbox"/> Modify <input type="checkbox"/> Delete <input type="checkbox"/> No Change	
Requirement Traceability Matrix	N/A	
Related Options	High Risk MH No-Show Adhoc Report [SD MH NO SHOW AD HOC REPORT] option	
Related Routines	Routines "Called By"	Routines "Called"
		C^%DTC NOW^%DTC

Routine Name	EN^SDMHAP	
		^%ZIS ^%ZTLOAD \$\$GETINF^DGPFAPIH \$\$GETFLAG^DGPFAPIU CLOSE^DGUTQ WAIT^DICD D^DIR SWITCH^SDAMU ASK2^SDDIV ^SDMHAP1 HEAD^SDMHPRO ^SDMHPRO1 \$\$SETSTR^SDMHPRO1 SET1^SDMHPRO1 PID^VADPT6 \$\$FDATE^VALM1 FIRST^VAUTOMA \$\$FMTE^XLFTD
Data Dictionary (DD) References	^%ZOSF ("TEST" ^DG (40.8 ^DIC (40.7 ^DPT (^PXRMD (810.9 ^SC (^SC ("AST" ^TMP (^TMP ("SDPRO" ^TMP ("SDPRO1"	
Related Protocols	N/A	
Related Integration Control Registrations (ICRs)	N/A	
Data Passing	<input type="checkbox"/> <input type="checkbox"/> Output <input type="checkbox"/> <input type="checkbox"/> Global <input checked="" type="checkbox"/>	

Routine Name	EN^SDMHAP
	Input Reference Both Reference Local
Input Attribute Name and Definition	Name: None Definition:
Output Attribute Name and Definition	Name: None Definition:
Current Logic	
None	
Modified Logic (Changes are in bold)	
<p>User is asked to choose the date range.</p> <p>User is asked to choose the Divisions in the facility (one, many, `all)</p> <p>Report will sort by clinic.</p> <p>User will be asked to list report by <u>A</u>ll clinics (mental health and not mental health) or <u>M</u>ental Health clinics only</p> <ul style="list-style-type: none"> - If All clinics the user can choose all the clinics in the facility - If Mental Health clinics only, the user will choose only clinics that have stop codes located in the Reminder Location List VA-MH NO SHOW APPT CLINICS LL - Set ^TMP("SDPRO",\$J with the valid choices <p>Find the patients in the date range with High Risk for Mental Health patient record flag that have an appointment.</p> <p style="text-align: center;">-Loop through the ^TMP("SDPRO",\$J global</p> <ul style="list-style-type: none"> • Within that loop, check the Hospital Location "S" X-ref to see if the patient has an appointment In the date range.. ^SC(clinic,"S",date <p style="padding-left: 40px;">- If there is a match, set up the global ^TMP("SDPRO1", SORT by clinic</p> <p>Call ^SDMHAP1 routine to print the report.</p>	

EN^SDMHAP1

This routine is called by routine SDMHAP and is the routine that prints out the Proactive Ad Hoc report.

Routine Name	EN^SDMHAP1				
Enhancement Category	<input checked="" type="checkbox"/> New <input type="checkbox"/> Modify <input type="checkbox"/> Delete <input type="checkbox"/> No Change				
Requirement Traceability Matrix	N/A				
Related Options	High Risk MH Proactive Adhoc Report [SD MH PROACTIVE AD HOC REPORT] option				
Related Routines	Routines "Called By"	Routines "Called"			
	^SDMHAP	C^%DTC ^DIR \$\$SDAPI^SDAMA301 HEAD^SDMHAP HEAD1^SDMHAP COUNT^SDMHPRO TOTAL1^SDMHPRO PID^VADEPT6 \$\$FMTE^XLFTD			
Data Dictionary (DD) References	^DIC(40.7 ^DPT(^TMP(^TMP(\$J ^VA(200				
Related Protocols	N/A				
Related Integration Control Registrations (ICRs)	N/A				
Data Passing	<input type="checkbox"/> Input <input type="checkbox"/> Output Reference <input type="checkbox"/> Both <input type="checkbox"/> Global Reference <input checked="" type="checkbox"/> Local				
Input Attribute Name and Definition	Name: None Definition:				
Output Attribute Name and Definition	Name: None Definition:				
Current Logic					
None					
Modified Logic (Changes are in bold)					

Routine Name	EN^SDMHAP1
The code will loop through the ^TMP("SDPRO1" global	
<div>- A header will print for each division (alphabetical) which will include the following information: the</div> <div>- The second line will designate how the report will be sorted and printed. This example, sorts by clinic.</div> <div>- The patient name , ID, date of appointment, clinic</div> <div>- A totals page will print out of the unique patients.</div>	
HIGH RISK MENTAL HEALTH PROACTIVE ADHOC REPORT BY CLINIC for Appointments 4/4/13-4/14/13	PAGE 1 Run: 4/4/2013@15:58
# PATIENT PT ID APPT D/T CLINIC	

DIVISION: ALBANY	
1 TESTPATIENT,ONEXXXXX T1111	4/4/2013@08:00 D-PSYCHXXXXXXXXXXXXXXXXXXXX
	4/5/2013@08:00 D-PSYCHXXXXXXXXXXXXXXXXXXXX
	4/8/2013@08:00 D-PSYCHXXXXXXXXXXXXXXXXXXXX
	4/9/2013@08:00 D-PSYCHXXXXXXXXXXXXXXXXXXXX
	4/10/2013@08:00 D-PSYCHXXXXXXXXXXXXXXXXXXXX
	4/11/2013@08:00 D-PSYCHXXXXXXXXXXXXXXXXXXXX
	4/12/2013@08:00 D-PSYCHXXXXXXXXXXXXXXXXXXXX
HIGH RISK MENTAL HEALTH PROACTIVE ADHOC REPORT BY CLINIC for Appointments 4/4/13-4/14/13	PAGE 2 Run: 4/4/2013@15:58
# PATIENT PT ID APPT D/T CLINIC	

DIVISION: ON THE HUDSON IN HISTORIC TROY	
1 TESTPATIENT,TWOXXXX T0000	4/4/2013@08:00 LIZ'S MENTAL HEALTH CLINICXXX
	4/5/2013@08:00 LIZ'S MENTAL HEALTH CLINICXXX
	4/7/2013@08:00 LIZ'S MENTAL HEALTH CLINICXXX
	4/8/2013@08:00 LIZ'S MENTAL HEALTH CLINICXXX
	4/9/2013@08:00 LIZ'S MENTAL HEALTH CLINICXXX
	4/10/2013@08:00 LIZ'S MENTAL HEALTH CLINICXXX
	4/11/2013@08:00 LIZ'S MENTAL HEALTH CLINICXXX
	4/12/2013@08:00 LIZ'S MENTAL HEALTH CLINICXXX
	4/14/2013@08:00 LIZ'S MENTAL HEALTH CLINICXXX
HIGH RISK MENTAL HEALTH PROACTIVE ADHOC REPORT BY CLINIC for Appointments 4/4/13-4/14/13	PAGE 3 Run: 4/4/2013@15:58
# PATIENT PT ID APPT D/T CLINIC	

DIVISION: TROY1	
1 TESTPATIENT,ONEXXXXX T1111	4/4/2013@09:00 MENTAL HEALTH
	4/5/2013@09:00 MENTAL HEALTH
	4/8/2013@09:00 MENTAL HEALTH
	4/9/2013@09:00 MENTAL HEALTH
	4/10/2013@09:00 MENTAL HEALTH
	4/11/2013@09:00 MENTAL HEALTH

Routine Name	EN^SDMHAP1
4/12/2013@09:00 MENTAL HEALTH	
HIGH RISK MENTAL HEALTH PROACTIVE ADHOC REPORT BY CLINIC for Appointments 4/4/13-4/14/13	
PAGE 4 Run: 4/4/2013@15:58	
Totals Page *****	
Division/Clinic Appointment Totals	
Division/CLinic	Unique Patients
ALBANY	1
ON THE HUDSON IN HISTORIC TROY	1
TROY1	1
If there are no patients the heading will print with no records available.	
HIGH RISK MENTAL HEALTH PROACTIVE ADHOC REPORT BY CLINIC for Appointments 4/4/13-4/14/13	
PAGE 4 Run: 4/4/2013@15:58	
PATIENT PT ID APPT D/T CLINIC *****	
>>>>> NO RECORDS FOUND <<<<<	

This Page Left Blank Intentionally

9 External/Internal Relations

This section explains any special relationships and agreements between the routines and/or files/fields in this software and dependencies. List any routines essential to the software functions, for example:

Provide information on whether an outpatient facility could function without programs relating to inpatient activity and avoid system failure.

Specify the version of VA FileMan, Kernel, and other software required to run this software.

Include a list of Integration Agreements (IA) with instructions for obtaining detailed information for each, or instruct the user how/where to find this information online

9.1 External Relations

The following minimum package versions are required: VA FileMan V. 21.0, Kernel V. 8.0, Kernel Toolkit V. 7.3, VA MailMan V. 7.1, CPRS V. 28, PXR V. 2.0.18, PCE V. 1.0, IB V. 2.0, IFCAP V. 3.0, DRG Grouper V. 13.0, HL7 V. 1.6, and Generic Code Sheet V. 1.5. Sites should verify that all patches to these packages have been installed.

NOTE: For Scheduling Reports to run correctly, patch DG*5.3*836 and DG*5.3*849 need to be installed and reminder location list 'VA-MH NO SHOW APPT CLINICS LL' in File (#810.9) must be current.

If your site is running any of the following packages, you **MUST** be running the listed version or higher.

MINIMUM VERSION BASELINE	
AMIE	None
CPRS (OR V. 3.0*280)	V. 1.0
Dental	V. 1.2
Dietetics	V. 4.33
Inpatient Meds	None
IVM	V. 2.0
Laboratory	V. 5.2
Mental Health	V. 5.0
Nursing	V. 2.2
Occurrence Screening	V. 2.0

Outpatient Pharmacy	V. 7.0
Patient Funds	V. 3.0
Radiology/Nuclear Medicine	V. 4.5
Record Tracking	V. 2.0
Social Work	V. 3.0
Utilization Review	V. 1.06
NOTE: If you are not running one of the above packages, you do NOT need to install it.	

You must have all current Kernel V. 8.0, Kernel Toolkit V. 7.3, VA FileMan V. 21.0, RPC Broker V. 1.0, and PIMS V. 5.3 patches installed prior to the installation of PCMM (SD*5.3*41, DG*5.3*84).

You must have KIDS patch 44 (XU*8*44) installed prior to loading the VIC software.

CPRS will be using the PCMM files and GUI interface

The following is a list of all elements that are checked for installation of Ambulatory Care Reporting Project.

AMBULATORY CARE REPORTING PROJECT ELEMENTS		
ELEMENT CHECKED	CHECK PERFORMED	REQUIRED FOR INSTALL
PCE V. 1.0	Installed	Yes
HL7 V. 1.6	Installed	Yes
XU*8.0*27	Installed	Yes
HL*1.6*8	Installed	Yes
IB*2.0*60	Installed	Yes
Q-ACS.MED.VA.GOV in DOMAIN file (#4.2)	Entry exists	Yes ⁱ
SD*5.3*41	Installed	No
RA*4.5*4	Installed	No ⁱⁱ
LR*5.2*127	Installed	No ¹
SOW*3*42	Installed	No
OPC GENERATION MAIL GROUP field (#216) of the MAS PARAMETER file (#43)	Contains valid Mail Group	No
<p>1 This domain was distributed by patch XM*DBA*99.</p> <p>1 Not installing this patch will result in the loss of workload credit.</p> <p>1 Not installing this patch will result in the loss of workload credit.</p>		

10 DBIA Agreements

The following steps are used to obtain the database integration agreements for the PIMS package.

10.1 DBIA AGREEMENTS - CUSTODIAL PACKAGE

1. FORUM
2. DBA Menu
3. Integration Agreements Menu
4. Custodial Package Menu
5. Active by Custodial Package Option
6. Select Package Name: Registration or Scheduling

10.2 DBIA AGREEMENTS - SUBSCRIBER PACKAGE

1. FORUM
2. DBA Menu
3. Integration Agreements Menu
4. Subscriber Package Menu
5. Print Active by Subscriber Package Option
6. Start with subscriber package:
 - DG to DGZ, VA to VAZ (ADT)
 - SD to SDZ, SC to SCZ (scheduling)

10.3 Internal Relations

Any PIMS option in File 19 which is a menu option should be able to run independently provided the user has the appropriate keys and FileMan access.

In order to use the PCMM client software, the user must be assigned the SC PCMM GUI WORKSTATION option as either a primary or secondary menu option - unless the user has been assigned the XUPROGMODE security key.

This key, usually given to IRM staff, allows use of the client software without the SC PCMM GUI WORKSTATION option being assigned.

10.4 Package-Wide Variables

There are no package-wide variables associated with the PIMS package.

10.5 VADPT Variables

See the VADPT Variables section of this file.

10.5.1 Scheduling Variables

SDUTL3 contains utilities used to display and retrieve data from the CURRENT PC TEAM and CURRENT PC PRACTITIONER fields in the PATIENT file.

Documentation can also be found in the routine.

```

$$OUTPTPR^SDUTL3(PARM 1) - displays data from CURRENT PC
PRACTITIONER field
Input  PARM 1 The internal entry of the PATIENT file.
Output                CURRENT PC PRACTITIONER in Internal^External format.
                        If look-up is unsuccessful, 0 will be returned.

```

```

$$OUTPTTM^SDUTL3(PARM 1) - displays data from CURRENT PC TEAM field.
Input  PARM 1 The internal entry of the PATIENT file.
Output                CURRENT PC TEAM in Internal^External format.  If
                        look-up is unsuccessful, 0 will be returned.

```

```

$$OUTPTAP^SDUTL3(PARM 1, PARM 2)
Input  PARM 1 The internal entry of the PATIENT file.
Input  PARM 2 The relevant data.
Output                Pointer to File 200^external value of the name.
$$GETALL^SCAPMCA(PARM 1, PARM 2, PARM 3)

```

This tag returns all information on a patient's assignment. Please review the documentation in the SCAPMCA routine.

```

INPTPR^SDUTL3(PARM 1, PARM 2) - stores data in CURRENT PC
PRACTITIONER field.
Input  PARM 1 The internal entry of the PATIENT file.
PARM 2      Pointer to the NEW PERSON file indicating the
              practitioner associated with the patient's care.
Output SDOKS 1 if data is stored successfully; 0 otherwise

```

```

INPTTM^SDUTL3(PARM 1, PARM 2) - stores data in CURRENT PC TEAM field.
Input  PARM 1 The internal entry of the PATIENT file.
        PARM 2 Pointer to the TEAM file indicating the team associated
              with the patient's care.
Output SDOKS 1 if data is stored successfully; 0 otherwise

```

10.5.2 Patient Record Flag Variables

10.5.2.1 Integration Agreement Applicable

Example: How to access Integration Agreements

```

4903      NAME: PATIENT RECORD FLAG DATA RETRIEVAL
CUSTODIAL PACKAGE: REGISTRATION
SUBSCRIBING PACKAGE: SCHEDULING

        Scheduling requires Patient Record Flag information
        as part of a new missed appointment report supporting
        the High Risk Mental Health Initiative. This report
        needs to be able to determine which patients missing
        a recent appointment have a specified Patient Record
        Flag assigned.

        CLINICAL REMINDERS

        Retrieval of High Risk Mental Health Patient Flag
        information.

        HEALTH SUMMARY

        ADDED 7/19/2011

        USAGE: Controlled Subscri  ENTERED: JAN  6,2011
        STATUS: Active              EXPIRES:
        DURATION: Till Otherwise Agr  VERSION:

        DESCRIPTION:                TYPE: Routine

These API's provide a means to retrieve detailed Patient Record Flag
information by patient and patient record flag, and, to retrieve a list of
patients with a specific assigned patient record flag during a specified
date range.

        ROUTINE: DGPFAPIH
COMPONENT:  GETINF

        This function will return detailed information from the
        Patient Record Flag files for the specified patient and PRF
        flag. A date range for active PR Flags is optional. Data
        array output example:

        DGARR("ASSIGNDT") - Date of initial assignment.

```

i.e. 3110131.093248^Jan 31, 2011@09:32:48)
 DGARR("CATEGORY") - National or Local flag category.
 i.e. II (LOCAL)^II (LOCAL) DGARR("FLAG") - Variable
 pointer to Local/National flag files and flag name.
 i.e. 1;DGPf(26.11,^HIGH RISK FOR SUICIDE
 DGARR("FLAGTYPE") - Type of flag usage.
 i.e. 1^BEHAVIORAL DGARR("HIST",n,"ACTION") - Type of
 action for history entry
 i.e. 1^NEW ASSIGNMENT DGARR("HIST",n,"APPRVBY") -
 Person approving the flag assignment
 i.e. 112345^PERSON,STEVE DGARR("HIST",1,"COMMENT",1,0)
 - Comment for record assignment action
 i.e. "New record flag assignment."
 DGARR("HIST",n,"DATETIME") - Date/Time of Action
 i.e. 3110131.093248^JAN 31, 2011@09:32:48
 DGARR("HIST",n,"TIULINK") - Pointer to the TIU Document file
 (#8925)
 i.e. "^" DGARR("NARR",n,0) - Describes the purpose and
 instructions for the application of the flag.
 i.e. "TEST ENTRY" DGARR("ORIGSITE") - Site that
 initially assigned this flag (Relevant to National flags only)
 i.e. 500^ALBANY.VA.GOV DGARR("OWNER") - Site which
 currently "Owns" this flag (Relevant to National flags only)
 i.e. 500^ALBANY.VA.GOV DGARR("REVIEWDT") - Date for
 next review of record flag assignment
 i.e. 3110501^MAY 01, 2011 DGARR("TIUTITLE") - Pointer
 to the TIU Document Definition file (#8925.1)
 i.e. 1309^PATIENT RECORD FLAG CATEGORY II - RESEARCH
 STUDY

VARIABLES: Input DGDFN

This is the DFN (IEN) for the patient in the
 PATIENT File (#2). This is a required variable.

VARIABLES: Input DGPRF

Variable pointer to either the PRF LOCAL FLAG File
 (#26.11) or to the PRF NATIONAL FLAG file
 (#26.15). This is a required variable.

For National Flags: IEN;DGPF(26.15,
 For Local Flags: IEN;DGPF(26.11,

VARIABLES: Input DGSTART
 Start date for when to begin search for active PRF flags. This date must be in FM format, i.e. 3110106. This variable is optional, if null, searches will begin with the earliest assigned entry in the PRF ASSIGNMENT HISTORY file (#26.14)

VARIABLES: Input DGEND
 End date for the search for active PRF entries. This date must be in FM format, i.e. 3110107. This variable is optional, if null or not passed in, all entries to the end of the PRF ASSIGNMENT HISTORY file (#26.14) will be searched.

VARIABLES: Both DGARR
 This variable contains the array name for the return data. This is optional. If an array name is not specified, the return data is returned in local array "DGPFAP11".

VARIABLES: Output DGRSLT
 Return value from the API call. Returns "1" if the API was successful in returning PRF data, returns "0" if the API was unsuccessful in returning PRF data.

COMPONENT: GETLST
 This function call returns a list of patients with a specified Patient Record Flag assigned for a specified date range.

DGARR(DFN,n) - Patient Name^VPID^Date of initial assignment^National or Local flag category^flag name

Example:
 DGARR(9999955648,0)="EASPATIENT,ONE
 A^5000000295V790537^3100201.103713^II (LOCAL)^HIGH RISK FOR
 SUICIDE"

VARIABLES: Input DGPRF
 Variable pointer to either the PRF LOCAL FLAG File

(#26.11) or the PRF NATIONAL FLAG File (#26.15).
This variable is required.

National: IEN;DGPF(26.15,

Local: IEN;DGPF(26.11,

VARIABLES: Input DGSTART

This is the start date to begin searching for patients with the assigned Patient Record Flag. This date must be in FM format, i.e. 3100110. This variable is optional.

VARIABLES: Input DGEND

This is end date for the search range for patients with the assigned Patient Record Flag. This date must be in FM format, i.e. 3100112. This variable is optional.

VARIABLES: Both DGARR

This variable contains the array name where the returned patient information will be placed. This is optional, if an array name is not specified, the data will be returned in a TMP Global, ^TMP("PRFLST")

VARIABLES: Output DGRSLT

This variable returns a count of the patients placed in the return list.

KEYWORDS: PATIENT RECORD FLAGS

Example: Inquire to an Integration Control Registration

Select INTEGRATION CONTROL REGISTRATIONS Option: inq Inquire to an Integration Control Registration

Select INTEGRATION REFERENCES: dgpfapiu 5491 REGISTRATION Controlled
Subscription PATIENT RECORD FLAG VARIABLE POINTER DGPFAPU

DEVICE: ;;999 SSH VIRTUAL TERMINAL

INTEGRATION REFERENCE INQUIRY #5491 MAY 3,2012 10:27 PAGE 1

5491 NAME: PATIENT RECORD FLAG VARIABLE POINTER

CUSTODIAL PACKAGE: REGISTRATION

SUBSCRIBING PACKAGE: SCHEDULING

CLINICAL REMINDERS

HEALTH SUMMARY

ADDED 7/19/2011

USAGE: Controlled Subscri ENTERED: JAN 31,2011

STATUS: Active EXPIRES:

DURATION: Till Otherwise Agr VERSION:

DESCRIPTION: TYPE: Routine

Builds and returns a variable pointer to the Patient Record Flag National or Local files based on the textual flag name.

ROUTINE: DGPFAPU

COMPONENT: GETFLAG

Get the variable pointer value for the flag text passed in.

VARIABLES: Input DGPRF

Name of the Patient Record Flag in the PRF
NATIONAL FLAG file, #26.15, or in the PRF LOCAL
FLAG file, #26.11. The value passed in must match
the NAME field, #.01, and is a free text value.

VARIABLES: Input DGCAT

Optional File category value. This value is either
"N" to lookup the pointer value in the National
file, or "L" to lookup the pointer value in the
PRF Local file. If null, both the National and
Local files will be checked for the pointer value.

VARIABLES: Output DGRSLT

Returns one of the following values:

IEN;DGPF(National or Local File number, i.e.
1;DGPF(26.11,

Will return "-1;NOT FOUND" If no flag is found
matching the test

"-1;NOT ACTIVE" If the flag is not
currently active.

KEYWORDS:

10.5.2.2 DGPFAPIH

<p>GETINF^DGPFAPIH (Increment 1)</p> <p>DGPFAPIH is both a Routine and API / Integration agreement (# 4903)</p>	<p>DGPFAPIH - This routine implements the two Application Programming Interface call points for retrieving Patient Record Flag information. One call point is for a specific patient and record and the second call point is for a list of patients with a specific, active, Patient Record Flag.</p> <p>This API will obtain the Patient Record Flag assignment information and status for the specified patient, patient record flag and date range. The return data will be provided in an array using the target_root specified by the user or in the default array variable DGPFAPI1. The DATE/TIME field (#.02) of the PRF ASSIGNMENT HISTORY File (#26.14) entry will determine whether the entry falls within the specified date range. If no date range is specified, all entries will be returned</p>
<p>GETLST^DGPFAPIH (Increment 1)</p>	<p>This API will retrieve a list of patients active at some point within a specified date range for a specified Patient Record Flag. The date range is required for this API, though the same date can be entered to specify a single date. The return data will be provided in an array using the target_root specified by the user or in the default array variable DGPFAPI2. The DATE/TIME field (#.02) of the PRF ASSIGNMENT HISTORY File (#26.14) entry will determine whether the entry falls within the specified date range.</p>

10.5.2.3 DGPFAPIU

<p>DGPFAPIU (Increment 1)</p>	<p>This routine provides support utilities and functions for the new Application Programming Interface calls.</p> <p>This procedure will check if the Patient Record Flag was active at any point during the specified date range. The procedure accepts a date range parameter which specifies whether "A"ll dates or only a "S"pecified date range is to be checked.</p> <p>The PRF Assignment History File (#26.14) was not designed for this type of date interaction so the algorithm in this procedure has to make a number of assumptions when interpreting the dates and PRF actions. While there can only be one "New Assignment" entry, it is possible to have multiple "Continue", "Inactivate" and "Reactivate" action entries. In addition, the "Entered In Error" action can pose additional issues with</p>
-------------------------------	--

	determining a status during a specific date range. See Appendix B for examples of date range and PRF History status entries.
GETFLAG^DGPFAPIU (Increment 1)	<p>This function gets the variable pointer value for the Patient Record Flag passed in. The PRF is passed in as a text value. If the optional flag category is passed in, only that category will be checked for the PRF. If no category is passed in, then first the National category will be checked,</p> <p>In the integration Agreement # 5491</p>

10.6 VAUTOMA

VAUTOMA is a routine which will do a one/many/all prompt - returning the chosen values in a subscripted variable specified by the calling programmer.

INPUT VARIABLES:

VAUTSTR string which describes what is to be entered.
VAUTNI defines if array is sorted alphabetically or numerically.
VAUTVB name of the subscripted variable to be returned.
VAUTNALL define this variable if you do not want the user to be given the ALL option.

Other variables as required by a call to ^DIC (see VA FileMan Programmers Manual).

OUTPUT VARIABLES:

As defined in VAUTVB

10.7 VAFMON

VAFMON is a routine which will return income or dependent information on a patient.

\$\$INCOME^VAFMON(PARM 1,PARM 2)

PARM 1 The internal entry of the PATIENT file.
PARM 2 The date the income is calculated for.

\$\$DEP^VAFMON(PARM 1,PARM 2)

PARM 1 - The internal entry of the PATIENT file.
PARM 2 - The date the income is calculated for.

10.8 AIT

See the Ambulatory Care Reporting Project Interface Toolkit. The AIT is a set of programmer tools that provide access to outpatient encounter data.

11 How To Generate On-Line Documentation

This section describes some of the various methods by which users may secure PIMS technical documentation.

On-line technical documentation pertaining to the PIMS software, in addition to that which is located in the help prompts and on the help screens which are found throughout the PIMS package, may be generated through utilization of several KERNEL options.

These include but are not limited to: XINDEX, Menu Management Inquire Option File, Print Option File, and FileMan List File Attributes.

Entering question marks at the "Select ... Option:" prompt may also provide users with valuable technical information. For example, a single question mark (?) lists all options which can be accessed from the current option. Entering two question marks (??) lists all options accessible from the current one, showing the formal name and lock for each.

Three question marks (???) displays a brief description for each option in a menu while an option name preceded by a question mark (?OPTION) shows extended help, if available, for that option.

For a more exhaustive option listing and further information about other utilities which supply on-line technical information, please consult the VISTA Kernel Reference Manual.

11.1 XINDEX

This option analyzes the structure of a routine(s) to determine in part if the routine(s) adheres to VISTA Programming Standards. The XINDEX output may include the following components: compiled list of errors and warnings, routine listing, local variables, global variables, naked globals, label references, and external references.

By running XINDEX for a specified set of routines, the user is afforded the opportunity to discover any deviations from VISTA Programming Standards which exist in the selected routine(s) and to see how routines interact with one another, that is, which routines call or are called by other routines.

To run XINDEX for the PIMS package, specify the following namespaces at the "routine(s) ?>" prompt: DG*, DPT*, SD*, VA*, SC*.

PIMS initialization routines which reside in the UCI in which XINDEX is being run, compiled template routines, and local routines found within the PIMS namespaces should be omitted at the "routine(s) ?>" prompt.

To omit routines from selection, preface the namespace with a minus sign (-).

11.2 INQUIRE TO OPTION FILE

This Menu Manager option provides the following information about a specified option(s): option name, menu text, option description, type of option, and lock (if any). In addition, all items on the menu are listed for each menu option.

To secure information about PIMS options, the user must specify the name or namespace of the option(s) desired. Below is a list of namespaces associated with the PIMS package.

- DG - Registration, ADT, Means Test, PTF/RUG
- DPT - Patient File Look-up, Patient Sensitivity
- SD and SC - Scheduling
- VA - Generic utility processing

11.3 PRINT OPTIONS FILE

This utility generates a listing of options from the OPTION file. The user may choose to print all of the entries in this file or may elect to specify a single option or range of options.

To obtain a list of PIMS options, the following option namespaces should be specified: DG to DGZ, SD to SDZ.

11.4 LIST FILE ATTRIBUTES

This FileMan option allows the user to generate documentation pertaining to files and file structure. Utilization of this option via the "Standard" format will yield the following data dictionary information for a specified file(s): file name and description, identifiers, cross-references, files pointed to by the file specified, files which point to the file specified, input templates, print templates, and sort templates.

In addition, the following applicable data is supplied for each field in the file: field name, number, title, global location, description, help prompt, cross-reference(s), input transform, date last edited, and notes.

Using the "Global Map" format of this option generates an output which lists all cross-references for the file selected, global location of each field in the file, input templates, print templates, and sort templates.

11.5 Security

11.5.1 General Security

Routines that generate statistics for AMIS or NPCDB workload should NOT be locally modified.

11.5.2 Security Keys

The following are the steps to obtain information about the security keys contained in the PIMS package.

1. VA FileMan Menu
2. Print File Entries Option
3. Output from what File: SECURITY KEY
4. Sort by: Name
5. Start with name:
 - DG to DGZ, VA to VAZ (ADT)
 - SD to SDZ, SC to SCZ (scheduling)
6. Within name, sort by: <RET>
7. First print field: Name
8. Then print field: Description

11.5.3 Legal Requirements

The PIMS software package makes use of Current Procedural Terminology (CPT) codes that is an American Medical Association (AMA) copyrighted product. Its use is governed by the terms of the agreement between the Department of Veterans Affairs and the AMA. The CPT copyright notice is displayed for various PIMS users and should not be turned off.

11.6 FileMan Access Codes

Below is a list of recommended FileMan Access Codes associated with each file contained in the PIMS package. This list may be used to assist in assigning users appropriate FileMan Access Codes.

FILEMAN ACCESS CODES						
FILE NUMBER	FILE NAME	DD ACCESS	RD ACCESS	WR ACCESS	DEL ACCESS	LAYGO ACCESS
2	PATIENT	@	d	D	@	D
5	STATE	@	d	@	@	@
8	ELIGIBILITY CODE	@	d	@	@	@
8.1	MAS ELIGIBILITY CODE	@	d	@	@	@
8.2	IDENTIFICATION FORMAT	@	d	@	@	@
10	RACE	@	d	@	@	@
11	MARITAL STATUS	@	d	@	@	@
13	RELIGION	@	d	@	@	@
21	PERIOD OF SERVICE	@	d	@	@	@
22	POW PERIOD	@	d	@	@	@
23	BRANCH OF SERVICE	@	d	@	@	@
25	TYPE OF DISCHARGE	@	d	@	@	@
26.11	PRF LOCAL FLAG	@	@	@	@	@
26.12	PRF LOCAL FLAG HISTORY	@	@	@	@	@
26.13	PRF ASSIGNMENT	@	d	@	@	@
26.14	PRF ASSIGNMENT HISTORY	@	@	@	@	@

FILEMAN ACCESS CODES						
FILE NUMBE R	FILE NAME	DD ACCES S	RD ACCES S	WR ACCES S	DEL ACCES S	LAYGO ACCES S
26.15	PRF NATIONAL FLAG	@	@	@	@	@
26.16	PRF TYPE	@	@	@	@	@
26.17	PRF HL7 TRANSMISSION LOG	@	@	@	@	@
26.18	PRF PARAMETERS	@	@	@	@	@
26.19	PRF HL7 QUERY LOG	@	@	@	@	@
26.21	PRF HL7 EVENT	@	@	@	@	@
27.11	PATIENT ENROLLMENT	@	d	@	@	@
27.12	ENROLLMENT QUERY LOG	@		@	@	@
27.14	ENROLLMENT/ELIGIBILIT Y UPLOAD AUDIT					
27.15	ENROLLMENT STATUS	@	d	@	@	@
27.16	ENROLLMENT GROUP THRESHOLD	@	@	@	@	@
27.17	CATASTROPHIC DISABILITY REASONS	@	@	@	@	@
28.11	NOSE AND THROAT RADIUM HISTORY	@	d	@	@	@
29.11	MST HISTORY					
30	DISPOSITION LATE REASON	@	d	@	@	@

FILEMAN ACCESS CODES						
FILE NUMBER	FILE NAME	DD ACCESS	RD ACCESS	WR ACCESS	DEL ACCESS	LAYGO ACCESS
35	OTHER FEDERAL AGENCY	@	d	@	@	@
35.1	SHARING AGREEMENT CATEGORY	@	@	@	@	@
35.2	SHARING AGREEMENT SUB-CATEGORY	@	@	@	@	@
37	DISPOSITION	@	d	@	@	@
38.1	DG SECURITY LOG	@	d	D	@	D
38.5	INCONSISTENT DATA	@	d	@	@	@
38.6	INCONSISTENT DATA ELEMENTS	@	d	@	@	@
39.1	EMBOSSSED CARD TYPE	@	d	@	@	@
39.2	EMBOSSING DATA	@	d	@	@	@
39.3	EMBOSSER EQUIPMENT FILE	@	d	@	@	@
39.4	ADT/HL7 TRANSMISSION	@	@	@	@	@
39.6	VIC REQUEST	@	@	@	@	@
39.7	VIC HL7 TRANSMISSION LOG	@	@	@	@	@

FILEMAN ACCESS CODES						
FILE NUMBER	FILE NAME	DD ACCESS	RD ACCESS	WR ACCESS	DEL ACCESS	LAYGO ACCESS
40.7	CLINIC STOP	@	d	@	@	@
40.8	MEDICAL CENTER DIVISION	@	d	@	@	@
40.9	LOCATION TYPE	@	d	@	@	@
41.1	SCHEDULED ADMISSION	@	d	D	D	D
41.41	PRE-REGISTRATION AUDIT	@	d	D	D	D
41.42	PRE-REGISTRATION CALL LIST	@	d	D	D	D
41.43	PRE-REGISTRATION CALL LOG	@	d	D	D	D
41.9	CENSUS	@	d	@	@	@
42	WARD LOCATION	@	d	D	@	D
42.4	SPECIALTY	@	d	@	@	@
42.5	WAIT LIST	@	d	D	D	D
42.55	PRIORITY GROUPING	@	d	@	@	@
42.6	AMIS 334-341	@	d	D	D	D
42.7	AMIS 345&346	@	d	D	D	D
43	MAS PARAMETERS	@	d	D	@	@
43.1	MAS EVENT RATES	@	d	D	D	D
43.11	MAS AWARD	@	d	D	D	D

FILEMAN ACCESS CODES						
FILE NUMBER	FILE NAME	DD ACCESS	RD ACCESS	WR ACCESS	DEL ACCESS	LAYGO ACCESS
43.4	VA ADMITTING REGULATION	@	d	@	@	@
43.5	G&L CORRECTIONS	@	d	D	D	D
43.61	G&L TYPE OF CHANGE	@	d	@	@	@
43.7	ADT TEMPLATE	@	d	@	@	@
44	HOSPITAL LOCATION	@	d	D	@	D
45	PTF	@	d	D	@	@
45.1	SOURCE OF ADMISSION	@	d	@	@	@
45.2	PTF TRANSFERRING FACILITY	@	d	D	@	D
45.3	SURGICAL SPECIALTY	@	d	@	@	@
45.4	PTF DIALYSIS TYPE	@	d	@	@	@
45.5	PTF MESSAGE	@	d	@	@	@
45.6	PLACE OF DISPOSITION	@	d	@	@	@
45.61	PTF ABUSED SUBSTANCE	@	d	@	@	@
45.64	PTF AUSTIN ERROR CODES	@	d	@	@	@
45.68	FACILITY SUFFIX	@	d	@	@	@
45.7	FACILITY TREATING SPECIALTY	@	d	D	@	D
45.81	STATION TYPE	@	d	@	@	@

FILEMAN ACCESS CODES						
FILE NUMBER	FILE NAME	DD ACCESS	RD ACCESS	WR ACCESS	DEL ACCESS	LAYGO ACCESS
45.82	CATEGORY OF BENEFICIARY	@	d	@	@	@
45.83	PTF RELEASE	@	d	@	@	@
45.84	PTF CLOSE OUT	@	d	@	@	@
45.85	CENSUS WORKFILE	@	d	D	@	@
45.86	PTF CENSUS DATE	@	d	@	@	@
45.87	PTF TRANSACTION REQUEST LOG	@	d	@	@	@
45.88	PTF EXPANDED CODE CATEGORY	@	d	@	@	@
45.89	PTF EXPANDED CODE	@	d	@	@	@
45.9	PAF	@	d	D	D	D
45.91	RUG-II	@	d	@	@	@
46	INPATIENT CPT	@	d	D	#	@
46.1	INPATIENT POV	@	d	D	#	@
47	MAS FORMS AND SCREENS	@	d	D	#	@
48	MAS RELEASE NOTES	@	d	D	@	@
48.5	MAS MODULE	@	d	@	@	@

FILEMAN ACCESS CODES						
FILE NUMBER	FILE NAME	DD ACCESS	RD ACCESS	WR ACCESS	DEL ACCESS	LAYGO ACCESS
389.9	STATION NUMBER (TIME SENSITIVE)	@	d	@	@	@
390	ENROLLMENT RATED DISABILITY UPLOAD AUDIT	@	@	@	@	@
391	TYPE OF PATIENT	@	d	@	@	@
391.1	AMIS SEGMENT	@	d	@	@	@
391.31	HOME TELEHEALTH PATIENT	@	@	@	@	@
403.35	SCHEDULING USER PREFERENCE	@	d	@	@	@
403.43	SCHEDULING EVENT	@	d	@	@	@
403.44	SCHEDULING REASON	@	d	@	@	@
403.46	STANDARD POSITION	@	d	@	@	@
403.47	TEAM PURPOSE	@	d	@	@	@
404.41	OUTPATIENT PROFILE	@	d	@	@	@
404.42	PATIENT TEAM ASSIGNMENT	@	d	@	@	@
404.43	PATIENT TEAM POSITION ASSIGNMENT	@	d	@	@	@
404.44	PCMM PARAMETER	@	@	@	@	@

FILEMAN ACCESS CODES						
FILE NUMBER	FILE NAME	DD ACCESS	RD ACCESS	WR ACCESS	DEL ACCESS	LAYGO ACCESS
404.45	PCMM SERVER PATCH	@	@	@	@	@
404.46	PCMM CLIENT PATCH	@	@	@	@	@
404.471	PCMM HL7 TRANSMISSION LOG	@	@	@	@	@
404.472	PCMM HL7 ERROR LOG	@	@	@	@	@
404.48	PCMM HL7 EVENT	@	@	@	@	@
404.49	PCMM HL7 ID	@	@	@	@	@
404.51	TEAM	@	d	@	@	@
404.52	POSITION ASSIGNMENT HISTORY	@	d	@	@	@
404.53	PRECEPTOR ASSIGNMENT HISTORY	@	d	@	@	@
404.56	TEAM AUTOLINK	@	d	@	@	@
404.57	TEAM POSITION	@	d	@	@	@
404.58	TEAM HISTORY	@	d	@	@	@
404.59	TEAM POSITION HISTORY	@	d	@	@	@
404.61	MH PCMM STOP CODES	@	d	@	@	@
404.91	SCHEDULING PARAMETER	@	d	@	@	@
404.92	SCHEDULING REPORT DEFINITION	@	d	@	@	@

FILEMAN ACCESS CODES						
FILE NUMBER	FILE NAME	DD ACCESS	RD ACCESS	WR ACCESS	DEL ACCESS	LAYGO ACCESS
404.93	SCHEDULING REPORT FIELDS DEFINITION	@	d	@	@	@
404.94	SCHEDULING REPORT GROUP	@	d	@	@	@
404.95	SCHEDULING REPORT QUERY TEMPLATE	@	d	@	@	@
404.98	SCHEDULING CONVERSATION SPECIFICATION TEMPLATE	@	d	@	@	@
405	PATIENT MOVEMENT	@	d	@	@	@
405.1	FACILITY MOVEMENT TYPE	@	d	D	@	D
405.2	MAS MOVEMENT TYPE	@	d	@	@	@
405.3	MAS MOVEMENT TRANSACTION TYPE	@	d	@	@	@
405.4	ROOM-BED	@	d	D	@	D
405.5	MAS OUT-OF-SERVICE	@	d	@	@	@
405.6	ROOM-BED DESCRIPTION	@	d	D	@	D
406.41	LODGING REASON	@	d	D	@	D
407.5	LETTER	@	d	D	D	D

FILEMAN ACCESS CODES						
FILE NUMBER	FILE NAME	DD ACCESS	RD ACCESS	WR ACCESS	DEL ACCESS	LAYGO ACCESS
407.6	LETTER TYPE	@	d	@	@	@
407.7	TRANSMISSION ROUTERS	@	d	@	@	@
408	DISCRETIONARY WORKLOAD	@	d	@	@	@
408.11	RELATIONSHIP	@	d	@	@	@
408.12	PATIENT RELATION	@	d	@	@	@
408.13	INCOME PERSON	@	d	@	@	@
408.21	INDIVIDUAL ANNUAL INCOME	@	d	@	@	@
408.22	INCOME RELATION	@	d	@	@	@
408.31	ANNUAL MEANS TEST	@	d	@	@	@
408.32	MEANS TEST STATUS	@	d	@	@	@
408.33	TYPE OF TEST	@	d	@	@	@
408.34	SOURCE OF INCOME TEST	@	d	@	@	@
408.41	MEANS TEST CHANGES	@	d	@	@	@
408.42	MEANS TEST CHANGES TYPE	@	d	@	@	@
409.1	APPOINTMENT TYPE	@	d	@	@	@
409.2	CANCELLATION REASONS	@	d	@	@	@

FILEMAN ACCESS CODES						
FILE NUMBER	FILE NAME	DD ACCESS	RD ACCESS	WR ACCESS	DEL ACCESS	LAYGO ACCESS
409.41	OUTPATIENT CLASSIFICATION TYPE	@	d	@	@	@
409.42	OUTPATIENT CLASSIFICATION	@	d	D	D	D
409.45	OUTPATIENT CLASSIFICATION STOP CODE EXCEPTION	@	d	@	@	@
409.62	APPOINTMENT GROUP	@	d	@	@	@
409.63	APPOINTMENT STATUS	@	d	@	@	@
409.64	QUERY OBJECT	@	d	@	@	@
409.65	APPOINTMENT STATUS UPDATE LOG	@	d	@	@	@
409.66	APPOINTMENT TRANSACTION TYPE	@	d	@	@	@
409.67	CLINIC GROUP	@		D	@	D
409.68	OUTPATIENT ENCOUNTER	@	d	@	@	@
409.73	TRANSMITTED OUTPATIENT ENCOUNTER	@	d	@	@	@

FILEMAN ACCESS CODES						
FILE NUMBER	FILE NAME	DD ACCESS	RD ACCESS	WR ACCESS	DEL ACCESS	LAYGO ACCESS
409.74	DELETED OUTPATIENT ENCOUNTER	@	d	@	@	@
409.75	TRANSMITTED OUTPATIENT ENCOUNTER ERROR	@	d	@	@	@
409.76	TRANSMITTED OUTPATIENT ENCOUNTER ERROR CODE	@	d	@	@	@
409.77	ACRP TRANSMISSION HISTORY	@	d	@	@	@
409.91	ACRP REPORT TEMPLATE	@		@	@	@
409.92	ACRP REPORT TEMPLATE PARAMETER	@		@	@	@

12 VADPT Variables

VADPT is a utility routine designed to provide a central point where a programmer can obtain information concerning a patient's record. Supported entry points are provided which will return demographics, inpatient status, eligibility information, etc.

Access to patient information is not limited to using the supported entry points in VADPT. Integration agreements can be established through the DBA between PIMS and other packages to reference information. Additionally, several data elements are supported without an integration agreement.

12.1 SUPPORTED REFERENCES

The following references to patient information (PATIENT file #2) are supported without an integration agreement. All nationally distributed cross-references on these fields are also supported.

FIELD NAME	FIELD #	GLOBAL LOCATION	TYPE OF ACCESS
NAME	(#.01)	0;1	Read
SEX	(#.02)	0;2	Read
DATE OF BIRTH	(#.03)	0;3	Read
AGE	(#.033)	N/A	Read
MARITAL STATUS	(#.05)	0;5	Read
RACE	(#.06)	0;6	Read
OCCUPATION	(#.07)	0;7	Read
RELIGIOUS PREFERENCE	(#.08)	0;8	Read
DUPLICATE STATUS	(#.081)	0;18	
PATIENT MERGED TO	(#.082)	0;19	
CHECK FOR DUPLICATE	(#.083)	0;20	
SOCIAL SECURITY NUMBER	(#.09)	0;9	Read
REMARKS	(#.091)	0;10	Read
PLACE OF BIRTH [CITY]	(#.092)	0;11	Read
PLACE OF BIRTH	(#.093)	0;12	Read

[STATE]			
WHO ENTERED PATIENT	(#.096)	0;15	Read
DATE ENTERED INTO FILE	(#.097)	0;16	Read
WARD LOCATION	(#.1)	.1;1	Read
ROOM-BED	(#.101)	.101;1	Read
CURRENT MOVEMENT	(#.102)	.102;1	Read
TREATING SPECIALTY	(#.103)	.103;1	Read
PROVIDER	(#.104)	.104;1	Read
ATTENDING PHYSICIAN	(#.1041)	.1041;1	Read
CURRENT ADMISSION	(#.105)	.105;1	Read
LAST DMMS EPISODE NUMBER	(#.106)	.106;1	Read
LODGER WARD LOCATION	(#.107)	.107;1	Read
CURRENT ROOM	(#.108)	.108;1	Read
CONFIDENTIAL PHONE NUMBER	(#.1315)	.1315	Read
CURRENT MEANS TEST STATUS	(#.14)	0;14	Read
DATE OF DEATH	(#.351)	.35;1	Read
DEATH ENTERED BY	(#.352)	.35;2	Read
PRIMARY LONG ID	(#.363)	.36;3	
PRIMARY SHORT ID	(#.364)	.36;4	
CURRENT PC	(#404.01)	PC;1	Read

PRACTITIONER			
CURRENT PC TEAM	(#404.02)	PC;2	Read
LAST MEANS TEST	(#999.2)	N/A	Read

12.2 CALLABLE ENTRY POINTS IN VADPT

12.2.1 DEM^VADPT

This entry point returns demographic information for a patient.

INPUT:

DFN This required variable is the internal entry number in the PATIENT file.

VAPTYP This optional variable can be set to the internal number of a patient eligibility. The variable can be used to indicate the patient's type such as VA, DOD, or IHS through the eligibility. If this variable is not defined or the eligibility does not exist, the VA patient IDs will be returned.

VAHOW This optional variable can be set to a requested format for the output array. If this variable is not defined or does not contain one of the following values, the output array will be returned with numeric subscripts.

1 -- return the output array with alpha subscripts - see alpha subscripts section (e.g., VADM(1) would be VADM("NM"))

2 -- return the output in the ^UTILITY global with numeric subscripts (e.g., ^UTILITY("VADM",\$J,1))

12 -- return the output in the ^UTILITY global with alpha subscripts (e.g., ^UTILITY("VADM",\$J,"NM"))

VAROOT This optional variable can be set to a local variable or global name in which to return the output. (e.g., VAROOT="DGDEM")

OUTPUT:

VADM(1) The NAME of the patient. (e.g., ADTPATIENT,ONE)

VADM(2) The SOCIAL SECURITY NUMBER of the patient in internal^external format.
(e.g., 000456789^000-45-6789)

VADM(3) The DATE OF BIRTH of the patient in internal^external format.
(e.g., 2551025^OCT 25,1955)

VADM(4) The AGE of the patient as of today, unless a date of death exists, in which case the age returned will be as of that date. (e.g., 36)

VADM(5) The SEX of the patient in internal^external format. (e.g., M^MALE)

VADM(6) The DATE OF DEATH of the patient, should one exist, in internal^external format. (e.g., 2881101.08^NOV 1,1988@08:00)

VADM(7) Any REMARKS concerning this patient which may be on file. (e.g., Need to obtain dependent info.)

VADM(8) The RACE of the patient in internal^external format. (e.g., 1^WHITE,NON-HISPANIC)

NOTE: This has been left for historical purposes only as the RACE field has been replaced by the RACE INFORMATION multiple.

VADM(9) The RELIGION of the patient in internal^external format. (e.g., 99^CATHOLIC)

VADM(10) The MARITAL STATUS of the patient in internal^external format. (e.g., 1^MARRIED)

VADM(11) Number of entries found in the ETHNICITY INFORMATION multiple. (e.g., 1)

VADM(11,1..n) Nth repetition of ETHNICITY INFORMATION for the patient in internal^external format. (e.g., 1^HISPANIC OR LATINO)

VADM(11,1..n,1) METHOD OF COLLECTION for the Nth repetition of ETHNICITY INFORMATION for the patient in internal^external format. (e.g., 2^PROXY))

VADM(12) Number of entries found in the RACE INFORMATION multiple. (e.g., 1)

VADM(12,1..n) Nth repetition of RACE INFORMATION for the patient in internal^external format. (e.g., 11^WHITE)

VADM(12,1..n,1) METHOD OF COLLECTION for the Nth repetition of RACE INFORMATION for the patient in internal^external format. (e.g., 2^PROXY))

VA("PID") The PRIMARY LONG ID for a patient. The format of this variable will depend on the type of patient if VAPTYP is set. (e.g., 000-45-6789)

VA("BID") The PRIMARY SHORT ID for a patient. The format of this variable will depend on the type of patient if VAPTYP is set. (e.g., 6789)

VAERR The error flag will have one of the following values.

0 -- no errors encountered

1 -- error encountered - DFN or ^DPT(DFN,0) is not defined

12.2.2 ELIG^VADPT

This entry point returns eligibility information for a patient.

INPUT:

DFN This required variable is the internal entry number in the PATIENT file.

VAHOW This optional variable can be set to a requested format for the output array. If this variable is not defined or does not contain one of the following values, the output array will be returned with numeric subscripts.

1 -- return the output array with alpha subscripts - see alpha subscripts section (e.g., VAEL(1) would be VAEL("EL"))

2 -- return the output in the ^UTILITY global with numeric subscripts (e.g., ^UTILITY("VAEL",\$J,1))

12 -- return the output in the ^UTILITY global with alpha subscripts (e.g., ^UTILITY("VAEL",\$J,"EL"))

VAROOT This optional variable can be set to a local variable or global name in which to return the output. (e.g., VAROOT="DGELG")

OUTPUT:

VAEL(1) The PRIMARY ELIGIBILITY CODE of the patient in internal^external format. (e.g., 1^SERVICE CONNECTED 50-100%)

VAEL(1,#) An array of other PATIENT ELIGIBILITIES to which the patient is entitled to care, in internal^external format. The # sign represents the internal entry number of the eligibility in the ELIGIBILITY CODE file. (e.g., 13^PRISONER OF WAR)

VAEL(2) The PERIOD OF SERVICE of the patient in internal^external format.
(e.g., 19^WORLD WAR I)

VAEL(3) If the SERVICE CONNECTED? field is YES, a "1" will be returned in the first piece; otherwise, a "0" will be returned. If service connected, the SERVICE CONNECTED PERCENTAGE field will be returned in the second piece. (e.g., 1^70)

VAEL(4) If the VETERAN (Y/N)? field is YES, a "1" will be returned; otherwise, a "0" will be returned. (e.g., 1)

VAEL(5) If an INELIGIBLE DATE exists, a "0" will be returned indicating the patient is ineligible; otherwise, a "1" will be returned. (e.g., 0)

VAEL(5,1) If ineligible, the INELIGIBLE DATE of the patient in internal^external format. (e.g., 2880101^JAN 1,1988)

VAEL(5,2) If ineligible, the INELIGIBLE TWX SOURCE in internal^external format. (e.g., 2^REGIONAL OFFICE)

VAEL(5,3) If ineligible, the INELIGIBLE TWX CITY. (e.g., ALBANY)

VAEL(5,4) If ineligible, the INELIGIBLE TWX STATE from which the ineligible notification was received in internal^external format. (e.g., 36^NEW YORK)

VAEL(5,5) If ineligible, the INELIGIBLE VARO DECISION. (e.g., UNABLE TO VERIFY)

VAEL(5,6) If ineligible, the INELIGIBLE REASON. (e.g., NO DD214)

VAEL(6) The TYPE of patient in internal^external format. (e.g., 1^SC VETERAN)

VAEL(7) The CLAIM NUMBER of the patient. (e.g., 123456789)

VAEL(8) The current ELIGIBILITY STATUS of the patient in internal^external format. (e.g., V^VERIFIED)

VAEL(9) The CURRENT MEANS TEST STATUS of the patient CODE^NAME. (e.g., A^MEANS TEST EXEMPT)

VAERR The error flag will have one of the following values.

0 -- no errors encountered

1 -- error encountered - DFN or

^DPT(DFN,0) is not defined

12.2.3 MB^VADPT

This entry point returns monetary benefit information for a patient.

INPUT:

DFN This required variable is the internal entry number in the PATIENT file.

VAHOW This optional variable can be set to a requested format for the output array. If this variable is not defined or does not contain one of the following values, the output array will be returned with numeric subscripts.

1 -- return the output array with alpha subscripts - see alpha subscripts section (e.g., VAMB(1) would be VAMB("AA"))

2 -- return the output in the ^UTILITY global with numeric subscripts

(e.g., ^UTILITY("VAMB",\$J,1))

12 -- return the output in the ^UTILITY global with alpha subscripts

(e.g., ^UTILITY("VAMB",\$J,"AA"))

VAROOT This optional variable can be set to a local variable or global name in which to return the output. (e.g., VAROOT="DGMB")

OUTPUT:

VAMB(1) If the RECEIVING A&A BENEFITS? field is YES, a "1" will be returned in the first piece; otherwise, a "0" will be returned. If receiving A&A benefits, the TOTAL ANNUAL VA CHECK AMOUNT will be returned in the second piece. (e.g., 1^1000)

VAMB(2) If the RECEIVING HOUSEBOUND BENEFITS? field is YES, a "1" will be returned in the first piece; otherwise, a "0" will be returned. If receiving housebound benefits, the TOTAL ANNUAL VA CHECK AMOUNT will be returned in the second piece. (e.g., 1^0)

VAMB(3) If the RECEIVING SOCIAL SECURITY field is YES, a "1" will be returned in the first piece; otherwise, a "0" will be returned. If receiving social security, the AMOUNT OF SOCIAL SECURITY will be returned in the second piece. (e.g., 0)

VAMB(4) If the RECEIVING A VA PENSION? field is YES, a "1" will be returned in the first piece; otherwise, a "0" will be returned. If receiving a VA pension, the TOTAL ANNUAL VA CHECK AMOUNT will be returned in the second piece. (e.g., 1^563.23)

VAMB(5) If the RECEIVING MILITARY RETIREMENT? field is YES, a "1" will be returned in the first piece; otherwise, a "0" will be returned. If receiving military retirement, the AMOUNT OF MILITARY RETIRE-MENT will be returned in the second piece. (e.g., 0)

VAMB(6) The RECEIVING SUP. SECURITY (SSI) field is being eliminated. Since v5.2, a "0" is returned for this variable.

VAMB(7) If the RECEIVING VA DISABILITY? field is YES, a "1" will be returned in the first piece; otherwise, a "0" will be returned. If receiving VA disability, the TOTAL ANNUAL VA CHECK AMOUNT will be returned in the second piece. (e.g., 0)

VAMB(8) If the TYPE OF OTHER RETIRE-MENT field is filled in, a "1" will be returned in the first piece; otherwise, a "0" will be returned. If receiving other retirement, the AMOUNT OF OTHER RETIREMENT will be returned in the second piece. (e.g., 1^2500.12)

VAMB(9) If the GI INSURANCE POLICY? field is YES, a "1" will be returned in the first piece; otherwise, a "0" will be returned. If receiving GI insurance, the AMOUNT OF GI INSURANCE will be returned in the second piece. (e.g., 1^100000)

VAERR The error flag will have one of the following values.

0 -- no errors encountered

1 -- error encountered - DFN or

^DPT(DFN,0) is not defined

12.2.4 SVC^VADPT

This entry point returns service information for a patient.

INPUT:

DFN This required variable is the internal entry number in the PATIENT file.

VAHOW This optional variable can be set to a requested format for the output array. If this variable is not defined or does not contain one of the following values, the output array will be returned with numeric subscripts.

1 -- return the output array with alpha subscripts - see alpha subscripts section (e.g., VASV(1) would be VASV("VN")) 2 -- return the output in the ^UTILITY global with numeric subscripts (e.g., ^UTILITY("VASV",\$J,1))

12 -- return the output in the ^UTILITY global with alpha subscripts (e.g., ^UTILITY("VASV",\$J,"VN"))

VAROOT This optional variable can be set to a local variable or global name in which to return the output. (e.g., VAROOT="DGSVC")

OUTPUT:

VASV(1) If the VIETNAM SERVICE

INDICATED field is YES, a "1" will be returned; otherwise a "0" will be returned. (e.g., 0)

VASV(1,1) If Vietnam Service, the VIETNAM
FROM DATE in internal^external format. (e.g., 2680110^JAN 10,1968)

VASV(1,2) If Vietnam Service, the VIETNAM TO DATE in internal^external format.
(e.g., 2690315^MAR 15,1969)

VASV(2) If the AGENT ORANGE EXPOS. INDICATED field is YES, a "1" will be returned;
otherwise a "0" will be returned. (e.g., 0)

VASV(2,1) If Agent Orange exposure, the AGENT ORANGE REGISTRATION DATE in
internal^external format.
(e.g., 2870513^MAY 13,1987)

VASV(2,2) If Agent Orange exposure, the AGENT ORANGE EXAMINATION DATE in
internal^external format.
(e.g., 2871101^NOV 1,1987)

VASV(2,3) If Agent Orange exposure, AGENT ORANGE REPORTED TO C.O. date in
internal^external format.
(e.g., 2871225^DEC 25,1987)

VASV(2,4) If Agent Orange exposure, AGENT ORANGE REGISTRATION #.
(e.g., 123456)

VASV(2,5) If Agent Orange exposure, the AGENT ORANGE EXPOSURE LOCATION in
internal^external format
(e.g., V^VIETNAM)

VASV(3) If the RADIATION EXPOSURE INDICATED field is YES, a "1" will be returned;
otherwise a "0" will be returned (e.g., 0)

VASV(3,1) If Radiation Exposure, RADIATION REGISTRATION DATE in internal^external
format.
(e.g., 2800202^FEB 02,1980)

VASV(3,2) If Radiation Exposure, RADIATION EXPOSURE METHOD in internal^external format.
(e.g., T^NUCLEAR TESTING)

VASV(4) If the POW STATUS INDICATED field is YES, a "1" will be returned; otherwise a "0" will be returned.
(e.g., 0)

VASV(4,1) If POW status, POW FROM DATE in internal^external format.
(e.g., 2450319^MAR 19,1945)

VASV(4,2) If POW status, POW TO DATE in internal^external format.
(e.g., 2470101^JAN 1,1947)

VASV(4,3) If POW status, POW CONFINEMENT LOCATION in internal^external format.
(e.g., 2^WORLD WAR II - EUROPE)

VASV(5) If the COMBAT SERVICE INDICATED field is YES, a "1" will be returned; otherwise a "0" will be returned. (e.g., 0)

VASV(5,1) If combat service, COMBAT FROM DATE in internal^external format.
(e.g., 2430101^JAN 1,1943)

VASV(5,2) If combat service, COMBAT TO DATE in internal^external format.
(e.g., 2470101^JAN 1,1947)

VASV(5,3) If combat service, COMBAT SERVICE LOCATION in internal^external format.
(e.g., 2^WORLD WAR II - EUROPE)

VASV(6) If a SERVICE BRANCH [LAST] field is indicated, a "1" will be returned in the first piece; otherwise a "0" will be returned. (e.g., 0)

VASV(6,1) If service branch, BRANCH OF SERVICE field in internal^external format. (e.g., 3^AIR FORCE)

VASV(6,2) If service branch, SERVICE NUMBER field in internal^external

format. (e.g., 123456789)

VASV(6,3) If service branch, SERVICE DISCHARGE TYPE in internal^external format.
(e.g., 1^HONORABLE)

VASV(6,4) If service branch, SERVICE ENTRY DATE in internal^external format.
(e.g., 2440609^JUN 9,1944)

VASV(6,5) If service branch, SERVICE SEPARATION DATE in internal^external format.
(e.g., 2480101^JAN 1,1948)

VASV(6,6) If service branch, SERVICE COMPONENT in internal code^external format.
(e.g., R^REGULAR)

VASV(7) If a SERVICE SECOND EPISODE field is indicated, a "1" will be returned; otherwise a "0" will be returned. (e.g., 0)

VASV(7,1) If second episode, BRANCH OF SERVICE field in internal^external format. (e.g., 3^AIR FORCE)

VASV(7,2) If second episode, SERVICE NUMBER field in internal^external format. (e.g., 123456789)

VASV(7,3) If second episode, SERVICE DISCHARGE TYPE in internal^external format.
(e.g., 1^HONORABLE)

VASV(7,4) If second episode, SERVICE ENTRY DATE in internal^external format.
(e.g., 2440609^JUN 9,1944)

VASV(7,5) If second episode, SERVICE SEPARATION DATE in internal^external format.
(e.g., 2480101^JAN 1,1948)

VASV(7,6) If second episode, SERVICE COMPONENT in
internal^external format.
(e.g., R^REGULAR)

VASV(8) If a SERVICE THIRD EPISODE field is indicated, a "1" will be returned; otherwise a "0" will be returned. (e.g., 0)

VASV(8,1) If third episode, BRANCH OF SERVICE field in internal^external format. (e.g., 3^AIR FORCE)

VASV(8,2) If third episode, SERVICE NUMBER field in internal^external format. (e.g., 123456789)

VASV(8,3) If third episode, SERVICE DIS-CHARGE TYPE in internal^external format. (e.g., 1^HONORABLE)

VASV(8,4) If third episode, SERVICE ENTRY DATE in internal^external format. (e.g., 2440609^JUN 9,1944)

VASV(8,5) If third episode, SERVICE SEPARATION DATE in internal^external format. (e.g., 2480101^JAN 1,1948)

VASV(8,6) If third episode, SERVICE COMPONENT in internal code^external format.(e.g., R^REGULAR)

VASV(9) If the CURRENT PH INDICATOR field is YES, a "1" will be returned; otherwise a "0" will be returned (e.g., 0)

VASV(9,1) If the CURRENT PH INDICATOR field is YES, CURRENT PURPLE HEART STATUS in internal^external format.(e.g., 2^IN PROCESS)

VASV(9,2) If the CURRENT PH INDICATOR field is NO, CURRENT PURPLE HEART REMARKS in internal^external format. (e.g., 5^VAMC)

VASV(10) Is either 1 or 0, 1 if there is a value for Combat Vet End Date, 0 if not

VASV(10,1) Internal Combat Vet End Date ^external Combat Vet End Date (e.g., 3060101^JAN 1, 2006)

VASV(11) the # of OIF conflict entries found for the veteran in the SERVICE [OEF OR OIF] #2.3215 SUB-FILE.

[n = 1-> total number of OIF conflict entries]

VASV(11,n,1) SERVICE LOCATION (#2.3215; .01) internal code=1^external (e.g., 1^OIF) 'n'--> This number will be used to provide a unique number for each OIF or a conflict being returned.

VASV(11,n,2) OEF/OIF FROM DATE (#2.3215; .02) internal format ^external format (e.g., 3060101^JAN 1, 2006) 'n'--> This number will be used to provide a unique number for each OIF conflict being returned.

VASV(11,n,3) OEF/OIF TO DATE (#2.3215; .03) internal format ^external format (e.g., 3060101^MAR 1, 2006) 'n'--> This number will be used to provide a unique number for each OIF conflict being returned.

VASV(12) the # of OEF conflict entries found for the veteran in the SERVICE [OEF OR OIF] #2.3215 SUB-FILE. [n = 1->VASV(12)]

VASV(12,n,1) SERVICE LOCATION (#2.3215; .01) internal code = 2 ^external (e.g., 2^OEF) 'n'--> This number will be used to provide a unique number for each OEF conflict being returned.

VASV(12,n,2) OEF/OIF FROM DATE (#2.3215; .02) internal format ^external format (e.g., 3060101^JAN 1, 2006) 'n'--> This number will be used to provide a unique number for each OEF conflict being returned.

VASV(12,n,3) OEF/OIF TO DATE (#2.3215; .03) internal format ^external format (e.g., 3060101^MAR 1, 2006) 'n'--> This number will be used to provide a unique number for each OEF conflict being returned.

VASV(13) the # of UNKNOWN OEF/OIF conflict entries found for the veteran in the SERVICE [OEF OR OIF] #2.3215 SUB-FILE. [n = 1->VASV(13)]

VASV(13,n,1) SERVICE LOCATION (#2.3215; .01) internal CODE = 3^external format (e.g., 3^UNKNOWN OEF/OIF) 'n'--> This number will be used to provide a unique number for each UNKNOWN OEF/OIF conflict being returned.

VASV(13,n,2) OEF/OIF FROM DATE (#2.3215; .02) internal format ^external format (e.g., 3060101^JAN 1, 2006) 'n'--> This number will be used to provide a unique number for each UNKNOWN OEF/OIF conflict being returned.

VASV(13,n,3) OEF/OIF TO DATE (#2.3215; .03) internal format ^external format (e.g., 3060101^MAR 1, 2006) 'n'--> This number will be used to provide a unique number for each UNKNOWN OEF/OIF conflict being returned.

VASV(14) If the PROJ 112/ SHAD field is populated, a "1" will be returned; otherwise, a "0" will be returned (e.g., 0)

VASV(14,1) If the PROJ 112/SHAD field is populated, PROJ 112/SHAD in internal^external format. (e.g., 1^YES)

VAERR The error flag will have one of the following values.

0 -- no errors encountered

1 -- error encountered - DFN or

^DPT(DFN,0) is not defined

12.2.5 ADD^VADPT

This entry point returns address data for a patient. If a temporary address is in effect, the data returned will be that pertaining to that temporary address; otherwise, the permanent patient address information will be returned.

INPUT:

DFN This required variable is the internal entry number in the PATIENT file.

VAHOW This optional variable can be set to a requested format for the output array. If this variable is not defined or does not contain one of the following values, the output array will be returned with numeric subscripts.

1 -- return the output array with alpha subscripts - see alpha subscripts section (e.g., VAPA(1) would be VAPA("L1"))

2 -- return the output in the ^UTIL-ITY global with numeric subscripts (e.g., ^UTILITY("VAPA", \$J,1))

12 -- return the output in the ^UTILITY global with alpha subscripts (e.g., ^UTILITY("VAPA", \$J, "L1"))

VAROOT This optional variable can be set to a local variable or global name in which to return the output.(e.g., VAROOT="DGADD")

VAPA("P") This optional variable can be set to force the return of the patient's permanent address. The permanent address array will be returned regardless of whether or not a temporary address is in effect.

(e.g., VAPA("P")="")

VAPA("CD") This is an optional input parameter set to an effective date in VA File Manager format to manipulate the active/inactive status returned in the VAPA(12) node. The indicator reflects the active status as of the date specified or the current date if VAPA("CD") is undefined.

VATEST("ADD",9) This optional variable can be defined to a beginning date in VA File-Manager format. If the entire range specified is not within the effective time window of the temporary address start and stop dates, the patient's regular address is returned. (e.g., VATEST("ADD",9)=2920101)

VATEST("ADD",10) This optional variable can be defined to a ending date in VA FileManager format. If the entire range specified is not within the effective time window of the temporary address start and stop dates, the patient's regular address is returned. (e.g., VATEST("ADD",10)=2920301)

OUTPUT:

VAPA(1) The first line of the STREET ADDRESS.

(e.g., 123 South Main Street)

VAPA(2) The second line of the STREET ADDRESS. (e.g., Apartment #1245.)

VAPA(3) The third line of the STREET ADDRESS. (e.g., P.O. Box 1234)

VAPA(4) The CITY corresponding to the street address previously indicated. (e.g., ALBANY)

VAPA(5) The STATE corresponding to the city previously indicated in internal^external format. (e.g., 6^CALIFORNIA)

VAPA(6) The ZIP CODE of the city previously indicated. (e.g., 12345)

VAPA(7) The COUNTY in which the patient is residing in internal^external format. (e.g., 1^ALAMEDA)

VAPA(8) The PHONE NUMBER of the location in which the patient is currently residing. (e.g., (123) 456-7890)

VAPA(9) If the address information provided pertains to a temporary address, the TEMPORARY ADDRESS START DATE in internal^external format. (e.g., 2880515^MAY 15,1988)

VAPA(10) If the address information provided pertains to a temporary address, the TEMPORARY ADDRESS END DATE in internal^external format. (e.g., 2880515^MAY 15,1988)

VAPA(11) The ZIP+4 (5 or 9 digit zip code) of the city previously indicated in internal^external format. (e.g., 123454444^12345-4444)

VAPA(12) Confidential Address Active indicator. (O=Inactive 1=Active)

VAPA(13) The first line of the Confidential Street Address.

VAPA(14) The second line of the Confidential Street Address.

VAPA(15) The third line of the Confidential Street Address.

VAPA(16) The city for the Confidential Address.

VAPA(17) The state for the Confidential Address in internal^external format. (e.g., 36^NEW YORK)

VAPA(18) The 5 digit or 9 digit Zip Code for the Confidential Address in internal^external format. (e.g., 12208^12208 or 122081234^12208-1234)

VAPA(19) The county for the Confidential Address in internal^external format. (e.g., 1^ALBANY)

VAPA(20) The start date for the Confidential Address in internal^external format. (e.g., 3030324^MAR 24,2003)

VAPA(21) The end date for the Confidential Address in internal^external format. (e.g., 3030624^JUN 24,2003)

VAPA(22,N) The Confidential Address Categories in internal^external format^status (n=internal value) (e.g., VAPA(22,4)=4^MEDICAL RECORDS^Y)

VAPA(23) The Permanent or Temporary Province (if temp address is current and active, it's temp)

VAPA(24) The Permanent or Temporary Postal Code (if temp address is current and active, it's temp)

VAPA(25) The Permanent or Temporary Country (if temp address is current and active, it's temp)

VAPA(26) The Confidential Province

VAPA(27) The Confidential Postal Code

VAPA(28) The Confidential Country

VAPA(29) The Confidential Phone Number

VAERR The error flag will have one of the following values.

0 -- no errors encountered

1 -- error encountered - DFN or

^DPT(DFN,0) is not defined

12.2.6 OAD^VADPT

This entry point returns other specific address information.

INPUT:

DFN This required variable is the internal entry number in the PATIENT file.

VAHOW This optional variable can be set to a requested format for the output array. If this variable is not defined or does not contain one of the following values, the output array will be returned with numeric subscripts.

1 -- return the output array with alpha subscripts - see alpha subscripts section (e.g., VAOA(1) would be VAOA("L1"))

2 -- return the output in the ^UTILITY global with numeric subscripts

(e.g., ^UTILITY("VAOA",\$J,1))

12 -- return the output in the ^UTILITY global with alpha subscripts

(e.g., ^UTILITY("VAOA,\$J,"L1"))

VAROOT This optional variable can be set to a local variable or global name in which to return the output. (e.g., VAROOT="DGOA")

VAOA("A") This optional variable may be passed to indicate which specific address the programmer wants returned. If it is not defined, the PRIMARY NEXT-OF-KIN will be returned. Otherwise, the following will be returned based on information desired.

- VAOA("A")=1** primary emergency contact
- VAOA("A")=2** designee for personal effects
- VAOA("A")=3** secondary next-of-kin
- VAOA("A")=4** secondary emergency contact
- VAOA("A")=5** patient employer
- VAOA("A")=6** spouse's employer

OUTPUT:

- VAOA(1)** The first line of the STREET ADDRESS.
(e.g., 123 South First Street)
- VAOA(2)** The second line of the STREET ADDRESS. (e.g., Apartment 9D)
- VAOA(3)** The third line of the STREET ADDRESS. (e.g., P.O. Box 1234)
- VAOA(4)** The CITY in which the contact/employer resides.(e.g., NEWINGTON)
- VAOA(5)** The STATE in which the contact/employer resides in internal^external format. (e.g., 6^CALIFORNIA)
- VAOA(6)** The ZIP CODE of the location in which the contact/employer resides.
(e.g., 12345)
- VAOA(7)** The COUNTY in which the contact/employer resides in internal^external format. (e.g., 1^ALAMEDA)
- VAOA(8)** The PHONE NUMBER of the contact/employer.

(e.g., (415) 967-1234)

VAOA(9) The NAME of the contact or, in case of employment, the employer to whom this address information applies. (e.g., SMITH,ROBERT P.)

VAOA(10) The RELATIONSHIP of the contact (if applicable) to the patient; otherwise, null. (e.g., FATHER)

VAOA(11) The ZIP+4 (5 or 9 digit zip code) of the location in which the contact/employer resides in internal^external format. (e.g., 123454444^12345-4444)

VAERR The error flag will have one of the following values.

0 -- no errors encountered

1 -- error encountered - DFN or

^DPT(DFN,0) is not defined

12.2.7 INP^VADPT

This entry point will return data related to an inpatient episode.

INPUT:

DFN This required variable is the internal entry number in the PATIENT file.

VAHOW This optional variable can be set to a requested format for the output array. If this variable is not defined or does not contain one of the following values, the output array will be returned with numeric subscripts.

1 -- return the output array with alpha subscripts - see alpha subscripts section (e.g., VAIN(1) would be VAIN("AN"))

2 -- return the output in the ^UTILITY global with numeric subscripts

(e.g., ^UTILITY("VAIN",\$J,1))

12 -- return the output in the ^UTILITY global with alpha subscripts

(e.g., ^UTILITY("VAIN,\$J,"AN"))

VAROOT This optional variable can be set to a local variable or global name in which to return the output.(e.g., VAROOT="DGIN")

VAINDT This optional variable may be set to a past date/time for which the programmer wishes to know the patient's inpatient status. This must be passed as an internal VA FileManager date/time format.

If time is not passed, it will assume anytime during that day. If this variable is not defined, it will assume now as the date/time. (e.g., 2880101.08)

Output: **VAIN(1)** The INTERNAL NUMBER [IFN] of the admission if one was found for the date/time requested. If no inpatient episode was found for the date/time passed, then all variables in the VAIN array will be returned as null.(e.g., 123044)

VAIN(2) The PRIMARY CARE PHYSICIAN [PROVIDER] assigned to the patient at the date/time requested in internal^external format.(e.g., 3^SMITH,JOSEPH L.)

VAIN(3) The TREATING SPECIALTY assigned to the patient at the date/time requested in internal^external format.(e.g., 19^GERIATRICS)

VAIN(4) The WARD LOCATION to which the patient was assigned at the date/time requested in internal^external format.(e.g., 27^IBSICU)

VAIN(5) The ROOM-BED to which the patient was assigned at the date/time requested in external format.(e.g., 123-B)

VAIN(6) This will return a "1" in the first piece if the patient is in a bed status; otherwise, a "0" will be returned. A non-bed status is made based on the last transfer type to a non-bed status, (i.e., authorized absence, unauthorized absence, etc.) The second piece will contain the name of the last transfer type should one exist.(e.g., 1^FROM AUTHORIZED ABSENCE)

VAIN(7) The ADMISSION DATE/TIME for the patient in internal^external format.
(e.g., 2870213.0915^FEB 13,1987@09:15)

VAIN(8) The ADMISSION TYPE for the patient in internal^external format.
(e.g., 3^DIRECT)

VAIN(9) The ADMITTING DIAGNOSIS for the patient. (e.g., PSYCHOSIS)

VAIN(10) The internal entry number of the PTF record corresponding to this admission. (e.g., 2032)

VAIN(11) The ATTENDING PHYSICIAN in internal^external format.
(e.g., 25^ADTPROVIDER,ONE)

VAERR The error flag will have one of the following values.

0 -- no errors encountered

1 -- error encountered - DFN or ^DPT(DFN,0) is not defined

12.2.8 IN5^VADPT

This entry point will return data related to an inpatient episode.

INPUT:

DFN This required variable is the internal entry number in the PATIENT file.

VAHOW This optional variable can be set to a requested format for the output array. If this variable is not defined or does not contain one of the following values, the output array will be returned with numeric subscripts.

1 -- return the output array with alpha subscripts - see alpha subscripts section (e.g., VAIP(1) would be VAIP("MN"))

2 -- return the output in the ^UTILITY

global with numeric subscripts

(e.g., ^UTILITY("VAIP", \$J, 1))

12 -- return the output in the ^UTILITY global with alpha subscripts

(e.g., ^UTILITY("VAIP", \$J, "MN"))

VAROOT This optional variable can be set to a local variable or global name in which to return the output. (e.g., VAROOT="DGI5")

VAIP("D") This optional variable can be defined as follows.

VAIP("D") = VA FileManager date in internal format. If the patient was an inpatient at the date/time passed, movement data pertaining to that date/time will be returned.

VAIP("D") = "LAST" Movement data pertaining to the last movement on file, regardless if patient is a current inpatient.

VAIP("D") = valid date without time Will return movement data if patient was an inpatient at any time during the day on the date that was passed in.

VAIP("D") - not passed Will return movement data if the patient was in inpatient based on "now".

VAIP("L") This optional variable, when passed, will include lodgers movements in the data. (e.g., VAIP("L")="")

VAIP("V") Can be defined as the variable used instead of VAIP (e.g., VAIP("V")="SD")

VAIP("E") This optional variable is defined as the internal file number of a specific movement. If this is defined, VAIP("D") is ignored.

(e.g., VAIP("E")=123445)

VAIP("M") This optional variable can be passed as a "1" or a "0" (or null).

VAIP("M")=0 - The array returned will be based on the admission movement associated with the movement date/time passed.

VAIP("M")=1 - The array returned will be based on the last movement associated with the date/time passed.

OUTPUT:

VAIP(1) The INTERNAL FILE NUMBER

[IFN] of the movement found for the specified date/time. (e.g., 231009)

VAIP(2) The TRANSACTION TYPE of the movement in internal^external format where:

1=admission

2=transfer

3=discharge

4=check-in lodger

5=check-out lodger

6=specialty transfer

(e.g., 3^DISCHARGE)

VAIP(3) The MOVEMENT DATE/TIME in internal^external date format.

(e.g., 2880305.09^MAR 5,1988@09:00)

VAIP(4) The TYPE OF MOVEMENT in internal^external format.

(e.g., 4^INTERWARD TRANSFER)

VAIP(5) The WARD LOCATION to which patient was assigned with that movement in internal^external format. (e.g., 32^1B-SURG)

VAIP(6) The ROOM-BED to which the patient was assigned with that movement in internal^external format. (e.g., 88^201-01)

VAIP(7) The PRIMARY CARE PHYSICIAN assigned to the patient in internal^external format. (e.g., 3^ADTPROVIDER,TEN)

VAIP(8) The TREATING SPECIALTY assigned with that movement in internal^external format. (e.g., 98^OPTOMETRY)

VAIP(9) The DIAGNOSIS assigned with that movement. (e.g., UPPER GI BLEEDING)

VAIP(10) This will return a "1" in the first piece if the patient is in a bed status; otherwise, a "0" will be returned. A non-bed status is made based on the last transfer type, if one exists, and a transfer to a non-bed status, (i.e., authorized absence, unauthorized absence, etc.) The second piece will contain the name of the last transfer type should one exist. (e.g., 1^FROM AUTHORIZED ABSENCE)

VAIP(11) If patient is in an absence status on the movement date/time, this will return the EXPECTED RETURN DATE from absence in internal^external format. (e.g., 2880911^SEP 11,1988)

VAIP(12) The internal entry number of the PTF record corresponding to this admission. (e.g., 2032)

VAIP(13) The INTERNAL FILE NUMBER of the admission associated with this movement. (e.g., 200312)

VAIP(13,1) The MOVEMENT DATE/TIME in internal^external format. (e.g., 2881116.08^NOV 16,1988@08:00)

VAIP(13,2) The TRANSACTION TYPE in internal^external format. (e.g., 1^ADMISSION)

VAIP(13,3) The MOVEMENT TYPE in internal^external format. (e.g., 15^DIRECT)

VAIP(13,4) The WARD LOCATION associated with this patient with this movement in internal^external format.(e.g., 5^7BSCI)

VAIP(13,5) The PRIMARY CARE PHYSICIAN assigned to the patient for this movement in internal^external format. (e.g., 16^JONES, CHARLES C)

VAIP(13,6) The TREATING SPECIALTY for the patient for this movement in internal^external format.(e.g., 3^NEUROLOGY)

VAIP(14) The INTERNAL FILE NUMBER of the last movement associated with this movement.
(e.g., 187612)

VAIP(14,1) The MOVEMENT DATE/TIME in internal^external format.(e.g., 2881116.08^NOV 16,1988@08:00)

VAIP(14,2) The TRANSACTION TYPE in internal^external format.
(e.g., 2^TRANSFER)

VAIP(14,3) The MOVEMENT TYPE in internal^external format.
(e.g., 4^INTERWARD TRANSFER)

VAIP(14,4) The WARD LOCATION associated with this patient with this movement in internal^external format.
(e.g., 5^7BSCI)

VAIP(14,5) The PRIMARY CARE PHYSICIAN assigned to the patient for this movement in internal^external format.(e.g., 16^JONES, CHARLES C)

VAIP(14,6) The TREATING SPECIALTY for the patient for this movement in internal^external format.(e.g., 3^NEUROLOGY)

VAIP(15) The INTERNAL FILE NUMBER of the movement which occurred immediately prior to this one, if one exists. (e.g., 153201)

VAIP(15,1) The MOVEMENT DATE/TIME in internal^external format.
(e.g., 2881116.08^NOV 16,1988@08:00)

VAIP(15,2) The TRANSACTION TYPE in internal^external format.
(e.g., 2^TRANSFER)

VAIP(15,3) The MOVEMENT TYPE in internal^external format.
(e.g., 4^INTERWARD TRANSFER)

VAIP(15,4) The WARD LOCATION associated with this patient with this movement in internal^external format.
(e.g., 5^7BSCI)

VAIP(15,5) The PRIMARY CARE PHYSICIAN assigned to the patient for this movement in internal^external format.
(e.g., 16^ADTPROVIDER,TWO)

VAIP(15,6) The TREATING SPECIALTY for the patient for this movement in internal^external format.(e.g., 3^NEUROLOGY)

VAIP(16) The INTERNAL FILE NUMBER of the movement which occurred immediately following this one, if one exists. (e.g., 146609)

VAIP(16,1) The MOVEMENT DATE/TIME in internal^external format.
(e.g., 2881116.08^NOV 16,1988@08:00)

VAIP(16,2) The TRANSACTION TYPE in internal^external format.
(e.g., 2^TRANSFER)

VAIP(16,3) The MOVEMENT TYPE in internal^external format.
(e.g., 4^INTERWARD TRANSFER)

VAIP(16,4) The WARD LOCATION associated with this patient with this movement in internal^external format. (e.g., 5^7BSCI)

VAIP(16,5) The PRIMARY CARE PHYSICIAN assigned to the patient for this movement in internal^external format. (e.g., 16^ADTPROVIDER,THREE)

VAIP(16,6) The TREATING SPECIALTY for the patient for this movement in internal^external format.(e.g., 3^NEUROLOGY)

VAIP(17) The INTERNAL FILE NUMBER of the discharge associated with this movement. (e.g., 1902212)

VAIP(17,1) The MOVEMENT DATE/TIME in internal^external format.(e.g., 2881116.08^NOV 16,1988@08:00)

VAIP(17,2) The TRANSACTION TYPE in internal^external format.(e.g., 3^DISCHARGE)

VAIP(17,3) The MOVEMENT TYPE in internal^external format.(e.g., 16^REGULAR)

VAIP(17,4) The WARD LOCATION associated with this patient for this movement in internal^external format.(e.g., 5^7BSCI)

VAIP(17,5) The PRIMARY CARE PHYSICIAN assigned to the patient for this movement in internal^external format.(e.g., 16^ADTPROVIDER,ONE)

VAIP(17,6) The TREATING SPECIALTY for the patient for this movement in internal^external format. (e.g., 3^NEUROLOGY)

VAIP(18) The ATTENDING PHYSICIAN assigned to the patient for this movement in internal^external format.(e.g., 25^ADTPROVIDER,TEN)

VAIP(19,1) Will contain whether or not the patient chose to be excluded from the facility directory for the admission related to this movement in internal^external format.(e.g., 1^YES)

VAIP(19,2) Date/time answer to facility directory question was answered in internal^external format. (e.g., 3030426.08^APR26,2003@08:00)

VAIP(19,3) User entering answer to facility directory question in internal^external format. (e.g., 1934^ADTEMPLOYEE,ONE)

VAERR The error flag will have one of the following values.

0 -- no errors encountered

1 -- error encountered - DFN or^DPT(DFN,0) is not defined

12.2.9 OPD^VADPT

Returns other pertinent patient data which is commonly used but not contained in any other calls to VADPT.

INPUT:

DFN This required variable is the internal entry number in the PATIENT file.

VAHOW This optional variable can be set to a requested format for the output array. If this variable is not defined or does not contain one of the following values, the output array will be returned with numeric subscripts.

1 -- return the output array with alpha subscripts - see alpha subscripts section (e.g., VAPD(1) would be VAPD("BC"))

2 -- return the output in the ^UTILITY global with numeric subscripts
(e.g., ^UTILITY("VAPD",\$J,1))

12 -- return the output in the ^UTILITY global with alpha subscripts
(e.g., ^UTILITY("VAPD",\$J,"BC"))

VAROOT This optional variable can be set to a local variable or global name in which to return the output.(e.g., VAROOT="DGPD")

OUTPUT:

VAPD(1) The PLACE OF BIRTH [CITY].
(e.g., SAN FRANCISCO)

VAPD(2) The PLACE OF BIRTH [STATE] in internal^external format.(e.g., 6^CALIFORNIA)

VAPD(3) The FATHER'S NAME.(e.g., ADTFATHER,ONE)

VAPD(4) The MOTHER'S NAME.(e.g., MARY)

VAPD(5) The MOTHER'S MAIDEN NAME.(e.g., ADTMOTHER,ONE)

VAPD(6) The patient's OCCUPATION.(e.g., CARPENTER)

VAPD(7) The patient's EMPLOYMENT STATUS in internal^external format.
(e.g., 4^SELF EMPLOYED)

VAPD(8) The patient's Phone Number (work)

VAERR The error flag will have one of the following values.

0 -- no errors encountered

1 -- error encountered - DFN or

^DPT(DFN,0) is not defined

12.2.10 REG^VADPT

Returns REGISTRATION/DISPOSITION data.

INPUT:

DFN This required variable is the internal entry number in the PATIENT file.

VAROOT This optional variable can be set to a local variable or global name in which to return the output. (e.g., VAROOT="DGADD")

VARP("F") Can be defined as the "from" date for which registrations are desired. This must be passed as a valid VA File-Manager date. (e.g., VARP("F")=2930101)

VARP("T") Can be defined as the "to" date for which registrations are desired. This must be passed as a valid VA File-Manager date. If neither VARP("F") nor VARP("T") are defined, all registrations will be returned. (e.g., VARP("T")=2930530)

VARP("C") Can be defined as the number of registrations you want returned in the array. (e.g., VARP("C")=5 - will return 5 most recent)

OUTPUT:

^UTILITY("VARP",\$J,#,"I") Internal format

^UTILITY("VARP",\$J,#,"E") External format

Piece 1 Registration Date/Time

Piece 2 Status

Piece 3 Type of Benefit applied for

Piece 4 Facility Applying to

Piece 5 Who Registered

Piece 6 Log out (disposition) date/time

Piece 7 Disposition Type

Piece 8 Who Dispositioned

VAERR The error flag will have one of the following values.

0 -- no errors encountered

1 -- error encountered - DFN or ^DPT(DFN,0) is not defined

12.2.11 SDE^VADPT

Returns ACTIVE clinic enrollments for a patient.

INPUT:

DFN This required variable is the internal entry number in the PATIENT file.

OUTPUT:

^UTILITY("VAEN", \$J, #, "I") Internal format

^UTILITY("VAEN", \$J, #, "E") External format

Piece 1 Clinic Enrolled in

Piece 2 Enrollment Date

Piece 3 OPT or AC

VAERR The error flag will have one of the following values.

0 -- no errors encountered

1 -- error encountered - DFN or ^DPT(DFN,0) is not defined

12.2.12 SDA^VADPT

Returns APPOINTMENT DATE/TIME data for a patient.

INPUT:

DFN This required variable is the internal entry number in the PATIENT file.

VASD("T") Can be defined as the "to" date for which registrations are desired. This must be passed as a valid VA File-Manager date. If neither VASD("F") nor VASD("T") are defined, all future appointments will be returned.

VASD("F") Can be defined as the "from" date for which appointments are desired. This must be passed as a valid VA File-Manager date. If not defined, it is assumed only future appointments should be returned.

VASD("W") Can be passed as the specific STATUS desired in the following format. If not passed, only those appointments which are still scheduled (or kept in the event of a past date) for both inpatients and outpatients will be returned.

If VASD("W")

Contains a	These appts. are returned
1	Active/Kept
2	Inpatient appts. only
3	No-shows
4	No-shows, auto-rebook
5	Cancelled by Clinic
6	Cancelled by Clinic, auto rebook
7	Cancelled by Patient
8	Cancelled by Patient, auto rebook
9	No action taken

VASD("C", Clinic IFN) Can be set up to contain only those internal file entries from the HOSPITAL LOCATION file for clinics which you would like to see appointments for this particular patient.

You may define this array with just one clinic or with many. If you do not define this variable, it will be assumed that you want appointments for this patient in all clinics returned.

OUTPUT:

^UTILITY("VASD", \$J, #, "I") Internal format

^UTILITY("VASD", \$J, #, "E") External format

Piece 1 Date/Time of Appointment

Piece 2 Clinic

Piece 3 Status

Piece 4 Appointment Type

VAERR The error flag will have one of the following values.

0 -- no errors encountered

1 -- error encountered - DFN or

^DPT(DFN,0) is not defined

12.2.13 PID^VADPT

This call is used to obtain the patient identifier in long and brief format.

INPUT:

DFN This required variable is the internal entry number in the PATIENT file.

VAPTYP This optional variable can be set to the internal number of a patient eligibility. The variable can be used to indicate the patient's type such as VA, DOD, or IHS through the eligibility. If this variable is not defined or the eligibility does not exist, the VA patient IDs will be returned.

OUTPUT:

VA("PID") The long patient identifier.
(e.g., 000-22-3333P)

VA("BID") The short patient identifier. (e.g., 3333P)

VAERR The error flag will have one of the following values.

0 -- no errors encountered

1 -- error encountered - DFN or

^DPT(DFN,0) is not defined

12.2.14 PID^VADPT6

This call returns the same variables as the call mentioned above, but will eliminate the unnecessary processing time required calling PID^VADPT.

12.2.15 ADM^VADPT2

This returns the internal file number of the admission movement. If VAINDT is not defined, this will use "NOW" for the date/time.

INPUT:

DFN This required variable is the internal entry number in the PATIENT file.

VAINDT This optional variable may be set to a past date/time for which the programmer wishes to know the patient's inpatient status. This must be passed as an internal VA FileManager date/time format.
(e.g., 2880101.08)

OUTPUT:

VADMVT Returns the internal file number of the admission movement.

VAERR The error flag will have one of the following values.

0 -- no errors encountered

1 -- error encountered - DFN or ^DPT(DFN,0) is not defined

12.2.16 KVAR^VADPT

This call is used to remove all variables defined by the VADPT routine. The programmer should elect to utilize this call to remove the arrays which were returned by VADPT.

12.2.17 KVA^VADPT

This call is used as above and will also kill the VA("BID") and VA("PID") variables.

12.2.18 COMBINATIONS

The following calls may be made to return a combination of arrays with a single call.

INPUT:

DFN This required variable is the internal entry number in the PATIENT file. See specific call for other variable input

Output :	DEMOGRAPHIC	ELIGIBILITY	INPATIENT	INPATIENT	ADDRESS	SERVICE	MONETARY	REGISTRATION	ENROLLMENT	APPOINTMENT
CALL	VADM	VAEL	VAIN	VAIP	VAPA	VASV	VAMB	UTILITY("VARP "	UTILITY("VAEN "	UTILITY("VASD "
OERR	X		X							
1	X		X							
2	X	X								
3		X	X							
4	X				X					
5			X		X					
6	X	X			X					
7		X				X				
8		X				X	X			
9	X							X	X	X
10									X	X
51	X			X						

PIMS

52		X		X						
53				X	X					
ALL	X	X	X		X	X	X	X	X	X
A5	X	X		X	X	X	X	X	X	X

12.3 Alpha Subscripts

CALL	VARIABLE	ALPHA TRANSLATION
DEM^VADPT	VADM(1)	VADM("NM")
	VADM(2)	VADM("SS")
	VADM(3)	VADM("DB")
	VADM(4)	VADM("AG")
	VADM(5)	VADM("SX")
	VADM(6)	VADM("EX")
	VADM(7)	VADM("RE")
	VADM(8)	VADM("RA")
	VADM(9)	VADM("RP")
	VADM(10)	VADM("MS")
ELIG^VADPT	VAEL(1)	VAEL("EL")
	VAEL(1,#)	VAEL("EL",#)
	VAEL(2)	VAEL("PS")
	VAEL(3)	VAEL("SC")
	VAEL(4)	VAEL("VT")
	VAEL(5)	VAEL("IN")
	VAEL(5,#)	VAEL("IN",#)
	VAEL(6)	VAEL("TY")
	VAEL(7)	VAEL("CN")
	VAEL(8)	VAEL("ES")
	VAEL(9)	VAEL("MT")

CALL	VARIABLE	ALPHA TRANSLATION
MB^VADPT	VAMB(1)	VAMB("AA")
	VAMB(2)	VAMB("HB")
	VAMB(3)	VAMB("SS")
	VAMB(4)	VAMB("PE")
	VAMB(5)	VAMB("MR")
	VAMB(6)	VAMB("SI")
	VAMB(7)	VAMB("DI")
	VAMB(8)	VAMB("OR")
	VAMB(9)	VAMB("GI")
SVC^VADPT	VASV(1)	VASV("VN")
	VASV(1,#)	VASV("VN",#)
	VASV(2)	VASV("AO")
	VASV(2,#)	VASV("AO",#)
	VASV(3)	VASV("IR")
	VASV(3,#)	VASV("IR",#)
	VASV(4)	VASV("PW")
	VASV(4,#)	VASV("PW",#)
	VASV(5)	VASV("CS")
	VASV(5,#)	VASV("CS",#)
	VASV(6)	VASV("S1")

CALL	VARIABLE	ALPHA TRANSLATION
	VASV(6,#)	VASV("S1",#)
	VASV(7)	VASV("S2")
	VASV(7,#)	VASV("S2",#)
	VASV(8)	VASV("S3")
	VASV(8,#)	VASV("S3",#)
	VASV(9)	VASV("PH")
	VASV(9,#)	VASV("PH",#)
	VASV(10)	VASV("CV")
	VASV(10,#)	VASV("CV",#)
	VASV(11)	VASV("OIF")
	VASV(11,#)	VASV("OIF",#)
	VASV(12)	VASV("OEF")
	VASV(12,#)	VASV("OEF",#)
	VASV(13)	VASV("UNK")
	VASV(13,#)	VASV("UNK",#)
	VASV(14)	VASV("SHD")
	VASV(14,#)	VASV("SHD",#)

CALL	VARIABLE	ALPHA TRANSLATION
ADD^VADPT	VAPA(1)	VAPA("L1")
	VAPA(2)	VAPA("L2")
	VAPA(3)	VAPA("L3")
	VAPA(4)	VAPA("CI")
	VAPA(5)	VAPA("ST")
	VAPA(6)	VAPA("ZP")
	VAPA(7)	VAPA("CO")
	VAPA(8)	VAPA("PN")
	VAPA(9)	VAPA("TS")
	VAPA(10)	VAPA("TE")
	VAPA(11)	VAPA("Z4")
	VAPA(12)	VAPA("CCA")
	VAPA(13)	VAPA("CL1")
	VAPA(14)	VAPA("CL2")
	VAPA(15)	VAPA("CL3")
	VAPA(16)	VAPA("CCI")
	VAPA(17)	VAPA("CST")
	VAPA(18)	VAPA("CZP")
	VAPA(19)	VAPA("CCO")
	VAPA(20)	VAPA("CCS")
	VAPA(21)	VAPA("CCE")
	VAPA(22)	VAPA("CTY")
	VAPA(23)	VAPA("PR")

CALL	VARIABLE	ALPHA TRANSLATION
	VAPA(24)	VAPA("PC")
	VAPA(25)	VAPA("CT")
	VAPA(26)	VAPA("CPR")
	VAPA(27)	VAPA("CPC")
	VAPA(28)	VAPA("CCT")
	VAPA(29)	VAPA("CPN")
OAD^VADPT	VAOA(1)	VAOA("L1")
	VAOA(2)	VAOA("L2")
	VAOA(3)	VAOA("L3")
	VAOA(4)	VAOA("CI")
	VAOA(5)	VAOA("ST")
	VAOA(6)	VAOA("ZP")
	VAOA(7)	VAOA("CO")
	VAOA(8)	VAOA("PN")
	VAOA(9)	VAOA("NM")
	VAOA(10)	VAOA("RE")
	VAOA(11)	VAOA("Z4")
INP^VADPT	VAIN(1)	VAIN("AN")
	VAIN(2)	VAIN("DR")
	VAIN(3)	VAIN("TS")

CALL	VARIABLE	ALPHA TRANSLATION
	VAIN(4)	VAIN("WL")
	VAIN(5)	VAIN("RB")
	VAIN(6)	VAIN("BS")
	VAIN(7)	VAIN("AD")
	VAIN(8)	VAIN("AT")
	VAIN(9)	VAIN("AF")
	VAIN(10)	VAIN("PT")
	VAIN(11)	VAIN("AP")
IN5^VADPT	VAIP(1)	VAIP("MN")
	VAIP(2)	VAIP("TT")
	VAIP(3)	VAIP("MD")
	VAIP(4)	VAIP("MT")
	VAIP(5)	VAIP("WL")
	VAIP(6)	VAIP("RB")
	VAIP(7)	VAIP("DR")
	VAIP(8)	VAIP("TS")
	VAIP(9)	VAIP("MF")
	VAIP(10)	VAIP("BS")
	VAIP(11)	VAIP("RD")
	VAIP(12)	VAIP("PT")

CALL	VARIABLE	ALPHA TRANSLATION
	VAIP(13)	VAIP("AN")
	VAIP(13,#)	VAIP("AN",#)
	VAIP(14)	VAIP("LN")
	VAIP(14,#)	VAIP("LN",#)
	VAIP(15)	VAIP("PN")
	VAIP(15,#)	VAIP("PT",#)
	VAIP(16)	VAIP("NN")
	VAIP(16,#)	VAIP("NN",#)
	VAIP(17)	VAIP("DN")
	VAIP(17,#)	VAIP("DN",#)
	VAIP(18)	VAIP("AP")
OPD^VADPT	VAPD(1)	VAPD("BC")
	VAPD(2)	VAPD("BS")
	VAPD(3)	VAPD("FN")
	VAPD(4)	VAPD("MN")
	VAPD(5)	VAPD("MM")
	VAPD(6)	VAPD("OC")
	VAPD(7)	VAPD("ES")
	VAPD(8)	VAPD("WP")

13 Scheduling Application Programmer Interfaces (APIs)

The Scheduling functions and data that support outpatient scheduling are being re-engineered and re-hosted as a Government Off-the-Shelf (GOTS) application. During implementation, the appointment data currently stored in the Patient sub-file (2.98) and the Hospital Location sub-files (44.001, 44.003) have been moved into an Enterprise Oracle database on an external platform.

The API released in an implementing patch is one of several that provide the only authorized interface to appointment data. It is designed to retrieve appointments from either data source: VistA or the Oracle database.

Existing direct global references to Scheduling globals, as well as FileManager calls in all M-based applications, must be removed or redesigned. There are several possible options described below:

- 1) **Remove.** Eliminate uses of appointment data whenever possible. Access to appointment data over the network may be slower than direct access in VistA. For example, if the application displays patient appointments as a convenience feature, the display could be removed from the function because the user can get the same information directly using the Scheduler Graphical User Interface (GUI). Keeping the display in the application may become an inconvenience feature when the network is slow or unavailable. This strategy emphasizes application un-coupling in preparation for a future Clinical Context Object Workgroup (CCOW)-based application environment.
- 2) **Replace.** If the appointment data are required to support the business processes of the application, one of the encapsulation APIs must be used to interface the application with the new Resource Scheduling System. The look and feel of the application will remain the same although retrieval times may be slower.
 - a. **Data Layer.** To optimize an application process that uses appointments, it is important to call the API only once during process execution. In most cases to achieve this it will be necessary to use the API to create a data layer. The API is called once and stores the data in a temporary global. Business processing does not start until after all the required data are retrieved in the 'data layer'.
 - b. **Error Handling.** As the data is retrieved from a remote database, errors could occur which may be returned to applications; therefore, it is also important to design error handling. If this is implemented now, it will not be necessary to add it later when the data is retrieved from the remote database.

13.1.1 Special Features

This section describes the special features of the Scheduling Replacement API "SDAPI" that retrieves appointment information stored in sub-files 2.98, 44.001, and 44.003. Appointment data can be retrieved by patient(s), clinic(s), both, or neither. Three other appointment fields are available for filtering. See "SDAPI - Filters" for a complete list of available appointment filters.

This API is an encapsulation API and has special features.

- **Flexibility.** This API can be implemented now without re-programming later because it will retrieve the same information from either database (FM globals or SQL tables). Each field in the table below has been assigned an independent identifying number that is used in the input parameter of the API. See "SDAPI - Data Fields" for a more detailed list of the available data fields.

1	APPOINTMENT DATE/TIME
2	CLINIC IEN and NAME
3	APPOINTMENT STATUS
4	PATIENT DFN and NAME
5	LENGTH OF APPOINTMENT
6	COMMENTS
7	OVERBOOK
8	ELIGIBILITY OF VISIT IEN and NAME
9	CHECK-IN DATE/TIME
10	APPOINTMENT TYPE IEN and NAME
11	CHECK-OUT DATE/TIME
12	OUTPATIENT ENCOUNTER IEN
13	PRIMARY STOP CODE IEN and CODE
14	CREDIT STOP CODE IEN and CODE
15	WORKLOAD NON-COUNT
16	DATE APPOINTMENT MADE
17	DESIRED DATE OF APPOINTMENT
18	PURPOSE OF VISIT and SHORT DESCRIPTION

19	EKG DATE/TIME
20	X-RAY DATE/TIME
21	LAB DATE/TIME
22	STATUS
23	X-RAY FILMS
24	AUTO-REBOOKED APPOINTMENT DATE/TIME
25	NO-SHOW/CANCEL DATE/TIME
26	RSA APPOINTMENT ID
28	DATA ENTRY CLERK DUZ AND NAME
29	NO-SHOW/CANCELED BY DUZ AND NAME
30	CHECK-IN USER DUZ AND NAME
31	CHECK-OUT USER DUZ AND NAME
32	CANCELLATION REASON IEN AND NAME
33	CONSULT LINK

Note: Field 27 is reserved for the 2507 Request IEN to be available in a future release.

Error Code 101. The API returns error code 101 when the network is too slow or is down. Applications that depend upon information stored in an external database must be re-programmed to handle this condition. Without network error handling, applications may either hang indefinitely or error out. At this point, there is one error code to indicate a network problem. See “SDAPI - Error Codes” for a complete list of all API error codes.

Error Code 116. The API returns error code 116 when the data returned from the RSA database doesn't match the data on VistA. An example of this would be if the RSA returns an IEN that doesn't exist on VistA. Applications must be re-programmed to handle this condition. See “SDAPI - Error Codes” for a complete list of all API error codes.

Error Code 117. The API returns error code 117 when the other error codes don't apply. This error code will incorporate any additional errors that may be included or returned in the future. Adding this error code will prevent re-coding of current applications, as these new error codes are introduced. See “SDAPI - Error Codes” for a complete list of all API error codes.

External Data Source. The API is designed to be used with an external database. The API pulls over all the data required by the application function in one request and stores it in a temporary global. The temporary global can then be used in place of the Hospital Location sub-files (44.001, 44.003) and the Patient sub-file (2.98) to perform the business logic of the application, separating the data layer from the business layer. See the example below.

Example: The process of encapsulation will involve, in part, replacing direct global references in routines with APIs. As an example, consider the following piece of code. This code is designed to retrieve appointment date/time, patient DFN and name, and length of appointment for all DGCLN clinic appointments up to DGLAST date.

```
F  S  DGDATE=$O(^SC(DGCLN,"S",DGDATE)) Q:'DGDATE!(DGDATE>DGLAST)  D
. S  DGAPT=0 F  S  DGAPT=$O(^SC(DGCLN,"S",DGDATE,1,DGAPT)) Q:'DGAPT  D
. . S  DGPAT=$P(^SC(DGCLN,"S",DGDATE,1,DGAPT,0),U,1)
. . I  $G(DGPAT) S  DGPATNAM=$P(^DPT(DGPAT,0),U,1)
. . S  DGLOAPPT=$P(^SC(DGCLN,"S",DGDATE,1,DGAPT,0),U,2)
CONTINUE PROCESSING AS NEEDED
```

Using the API, the code may be changed as follows:

;DATA LAYER

S DGARRAY(1)=";"_DGLAST

S DGARRAY("FLDS")="1;4;5"

S DGARRAY(2)=DGCLN

S DGCNT=\$\$SDAPI^SDAMA301(DGARRAY)

;BUSINESS LAYER

; if data is returned, process appointment data

```
I DGCNT>0 S DGPAT=0 F  S DGPAT=$O(^TMP($J,"SDAMA301",DGCLN,DGPAT)
Q:DGPAT=""  D
. S DGDATE=0 F  S DGDATE=$O(^TMP($J,"SDAMA301",DGCLN,DGPAT,DGDATE)
Q:DGDATE=""  D
. . S DGLOAPPT=$P($G(^TMP($J,"SDAMA301",DGCLN,DGPAT,DGDATE)),U,5) ;length
of appt
. . S DGPINFO=$P($G(^TMP($J,"SDAMA301",DGCLN,DGPAT,DGDATE)),U,4) ;patient
DFN and Name
. . S DGPATNAM=$P(DGPINFO,";",2) ;patient name
. . continue processing appointment data as needed
; if error returned, process error
I DGCNT<0 D
. ;check error array for DATABASE IS UNAVAILABLE error
. I $D(^TMP($J,"SDAMA301,101)) D
. . process error as needed (calling application to determine how to
handle this)
. ;check error array for DATA MISMATCH error
. I $D(^TMP($J,"SDAMA301,116)) D
. . process error as needed (calling application to determine how to
handle this)
;kill the temporary array
I DGCNT'=0 K ^TMP($J,"SDAMA301")
```

Application Programmer Interface - SDAPI

Name: SDAPI ; Retrieve Filtered Appointment Data

Declaration: \$\$SDAPI^SDAMA301(.ARRAY)

Description: This API returns filtered appointment information and should be called using an EXTRINSIC call. To use this API, subscribe to Integration Agreement #4433.

Argument: ARRAY – An array, passed by value, that is defined and name-spaced by the calling application, containing the following parameters:

<u>Field List</u>	Required, ARRAY("FLDS"). List of appointment field IDs requested, each ID separated by a semicolon or "ALL" to indicate all fields are being requested. See "SDAPI - Data Fields" for a complete list of available appointment fields and their associated IDs.
<u>Filters</u>	Optional. See "SDAPI - Filters" for a complete list of available appointment filters and their input array format.
<u>Max Appts</u>	Optional, ARRAY("MAX"). Maximum appointments requested. See "SDAPI - Filters" for a description and valid values of this array entry.
<u>Sort</u>	Optional, ARRAY("SORT"). Allows the output to be sorted by patient DFN, instead of by Patient and Clinic IENs. See "SSDAPI - Filters" for a description and valid values of this array entry.
<u>Purged</u>	Optional, ARRAY("PURGED"). Output will include non-canceled appointments that were purged from the Hospital Location file yet still exist on the patient file. See "SDAPI - Filters" for a description and the valid value for this array entry. If this optional array entry is passed into the API, there are 2 other conditions that must be met else error 115 will be generated: ARRAY(4) must be populated, and several fields will not be available to request because those fields are either located on the Hospital Location file (which was purged of the appointment) or are calculated using data from the Hospital Location file. Those fields are 5-9, 11, 22, 28, 30, 31, and 33. See "SDAPI - Data Fields" for a description of those fields.

RETURN VALUES:

From the extrinsic call, this API will return "-1" if an error occurred, "0" if no appointment is found that matches the filter criteria, or account of the returned appointments. If no appointment is found that matches the filter criteria, the ^TMP (\$J, "SDAMA301") global will not be generated.

If appointments are found that match the filter criteria, fields 1 through 5 and 7 through 26 of the appointments will be returned in:

```
^TMP ($J, "SDAMA301", SORT1, SORT2, APPT DATE/TIME)
=field1^field2^field3^...
```

where SORT1 and SORT2 are driven by the patient filter and defined in the table below, and field1 is appointment data ID 1 (appt date/time) if requested, field2 is appointment data ID 2 (clinic IEN and name) if requested, etc. Note: Piece 6 will always be null, because if field 6 (Appointment comments) is requested, the comments will appear on the subscript ("C") of the global reference:

```
^TMP ($J, "SDAMA301", SORT1, SORT2, APPT DATE/TIME, "C")=field 6.
```

Fields 28 through 33 will be returned in:

```
^TMP($J,"SDAMA301",SORT1,SORT2,APPT DATE/TIME,0) =
field28^field29^field30^...
```

Patient Filter is...	Sort Values
Populated	SORT1 is Patient DFN, SORT2 is Clinic IEN
Not Populated	SORT1 is Clinic IEN, SORT2 is Patient DFN

In addition, there is another filter value which can be set to alter the output. If ARRAY("SORT")="P", then the output will only include the subscript Patient DFN and not Clinic IEN, overriding the Sort Values described above. IE. ^TMP(\$J,"SDAMA301",DFN,APPT DATE/TIME)=field1^field2...

Note: As mentioned above, field 6 will always be null and if field 6 (Appointment Comments) is requested, the comments will appear on the next subscript ("C") of the global reference.

```
IE. ^TMP($J,"SDAMA301",DFN,APPT DATE/TIME,"C")=field 6.
```

If an error occurs, the error codes and messages will be returned in

```
^TMP($J,"SDAMA301",error code) = error message
```

See "SDAPI - Error Codes" for a list of error codes and messages.

Other: When processing has completed, kill the temporary array:

```
^TMP($J,"SDAMA301")
```

See "SDAPI - Constraints" for constraints.

13.2 SDAPI - EXAMPLES

1) **By Clinic.** Get all appointments for clinic 501 on 01/05/04. Get patient DFN and name, and appointment status. Note that the output will be sorted first by clinic, then patient, then appointment date/time. Clinic is first sort because the patient filter is not populated.

```

N SDARRAY, SDCOUNT, SDDFN, SDDATE, SDAPPT, SDPAT, SDPATNAM, SDSTATUS
S SDARRAY(1)="3040105;3040105"
S SDARRAY(2)=501
S SDARRAY("FLDS")="4;3"          ← order is irrelevant
S SDCOUNT=$$SDAPI^SDAMA301(.SDARRAY)
I SDCOUNT>0 D
. ;get patient
. S SDDFN=0 F S SDDFN=$O(^TMP($J,"SDAMA301",501,SDDFN)) Q:SDDFN="" D
. . ;get appointment date/time
. . S SDDATE=0 F S SDDATE=$O(^TMP($J,"SDAMA301",501,SDDFN,SDDATE))
Q:SDDATE="" D
. . . S SDAPPT=$G(^TMP($J,"SDAMA301",501,SDPATDFN,SDDATE)) ;appointment data
. . . S SDSTATUS=$P($G(SDAPPT),"^",3) ;appointment status
. . . S SDPAT=$P($G(SDAPPT),"^",4) ;patient DFN and Name
. . . S SDPATNAM=$P($G(SDPAT),";",2) ;patient Name only
continue processing this appointment as needed
I SDCOUNT<0 D
do processing for errors 101 and 116
when finished with all processing, kill the output array
I SDCOUNT'=0 K ^TMP($J,"SDAMA301")

```

2) By Patient. Get the next (after today) scheduled/regular appointment for patient 100. Get the appointment date/time, clinic IEN and name, and appointment status. Note that the output will be sorted first by patient, then clinic, then appointment date/time. Patient is first sort because it is populated.

```

N SDARRAY,SDCOUNT,SDCLIEN,SDDATE,SDAPPT,SDSTATUS,SDCLINFO,SDCLNAME
S SDARRAY(1)=DT_".2359"
S SDARRAY(3)="R;I"
S SDARRAY(4)=100
S SDARRAY("MAX")=1
S SDARRAY("FLDS")="1;2;3"
S SDCOUNT=$$SDAPI^SDAMA301(.SDARRAY)
I SDCOUNT>0 D
. ;get clinic
. S SDCLIEN=0 F S SDCLIEN=$O(^TMP($J,"SDAMA301",100,SDCLIEN)) Q:SDCLIEN="" D
. . ; get appointment date/time
. . S SDDATE=0 F S SDDATE=$O(^TMP($J,"SDAMA301",100,SDCLIEN,SDDATE))
Q:SDDATE="" D
. . . S SDAPPT=$G(^TMP($J,"SDAMA301",100,SDCLIEN,SDDATE)) ;appointment data
. . . S SDSTATUS=$P(SDAPPT,"^",3) ;appt status
. . . S SDCLINFO=$P(SDAPPT,"^",2) ;clinic IEN and Name
. . . S SDCLNAME=$P(SDCLINFO,";",2) ;clinic Name only
continue processing this appointment as needed
I SDCOUNT<0 D
do processing for errors 101 and 116
when finished with all processing, kill output array
I SDCOUNT'=0 K ^TMP($J,"SDAMA301")

```

3) By Patient and Clinic. Get all appointments for patient 100 in clinic 501, for January 2004. Get the appointment date/time and credit stop code IEN. Note that the output will be sorted first by patient, then clinic, then appointment date/time. Patient is first sort because it is populated.

```

N SDARRAY, SDCOUNT, SDDATE, SDAPPT, SDCRSTOP
S SDARRAY(1)="3040101;3040131"
S SDARRAY(2)=501
S SDARRAY(4)=100
S SDARRAY("FLDS")="1;14;16"
S SDCOUNT=$$SDAPI^SDAMA301(.SDARRAY)
I SDCOUNT>0 D
. ; get appointment date/time
. S SDDATE=0 F S SDDATE=$O(^TMP($J,"SDAMA301",100,501,SDDATE)) Q:SDDATE="" D
. . S SDAPPT=$G(^TMP($J,"SDAMA301",100,501,SDDATE)) ;appointment data
. . S SDCREDIT=$P(SDAPPT,"^",14) ;credit stop code IEN
. . I $G(SDCREDIT)'=";" S SDCRIEN=$P(SDCREDIT,";",1) ;credit stop code IEN
only
continue processing this appointment as needed
I SDCOUNT<0 D
do processing for errors 101 and 116
when finished with all processing, kill output array
I SDCOUNT'=0 K ^TMP($J,"SDAMA301")

```

4) By neither Patient nor Clinic. Get all appointments for primary stop code 300, for January 2004. Get the appointment status. Note that the output will be sorted first by clinic, then patient, then appointment date/time. Clinic is first sort because the patient filter is not populated.

```

N SDARRAY,SDCOUNT,SDCLIEN,SDDFN,SDDATE,SDAPPT,SDSTATUS
S SDARRAY(1)="3040101;3040131"
S SDARRAY(13)=300
S SDARRAY(4)=100
S SDARRAY("FLDS")="3"
S SDCOUNT=$$SDAPI^SDAMA301(.SDARRAY)
I SDCOUNT>0 D
. ; get clinic
. S SDCLIEN=0 F S SDCLIEN=$O(^TMP($J,"SDAMA301",SDCLIEN)) Q:SDCLIEN="" D
. . ; get patient
. . S SDDFN=0 F S SDDFN=$O(^TMP($J,"SDAMA301",SDCLIEN,SDDFN)) Q:SDDFN="" D
. . . ; get appointment date/time
. . . S SDDATE=0 F S SDDATE=$O(^TMP($J,"SDAMA301",SDCLIEN,SDDFN,SDDATE))
Q:SDDATE="" D
. . . . S
SDSTATUS=$P($G(^TMP($J,"SDAMA301",100,501,SDDATE)), "^",3) ;appointment status
continue processing this appointment as needed
I SDCOUNT<0 D
do processing for errors 101 and 116
when finished with all processing, kill output array
I SDCOUNT'=0 K ^TMP($J,"SDAMA301")

```

Warning: For the quickest performance, this API should be run with a patient and/or clinic filter. Omission of both filters will result in a lengthy query (time and data).

5) By Clinic with “Sort” filter defined. Get all appointments for clinic 501 on 01/05/04. Get patient DFN and name, and appointment status. Note that the output will be sorted first by patient, then appointment date/time. Patient is only sort because the SORT filter is populated.

```

N SDARRAY,SDCOUNT,SDDFN,SDDATE,SDAPPT,SDPAT,SDPATNAM,SDSTATUS
S SDARRAY(1)="3040105;3040105"
S SDARRAY(2)=501
S SDARRAY("SORT")="P"
S SDARRAY("FLDS")="4;3"      ← order is irrelevant
S SDCOUNT=$$SDAPI^SDAMA301(.SDARRAY)
I SDCOUNT>0 D
.;get patient
.S SDDFN=0 F  S SDDFN=$O(^TMP($J,"SDAMA301",SDDFN)) Q:SDDFN="" D
. . ; get appointment date/time
. . S SDDATE=0 F  S SDDATE=$O(^TMP($J,"SDAMA301",SDDFN,SDDATE)) Q:SDDATE="" D
. . . S SDAPPT=$G(^TMP($J,"SDAMA301",SDDFN,SDDATE)) ;appointment data
. . . S SDSTATUS=$P($G(SDAPPT),"^",3) ;appointment status
. . . S SDPAT=$P($G(SDAPPT),"^",4) ;patient DFN and Name
. . . S SDPATNAM=$P($G(SDPAT),";",2) ;patient Name only
;continue processing this appointment as needed
I SDCOUNT<0 D
do processing for errors 101 and 116
when finished with all processing, kill the output array
I SDCOUNT'=0 K ^TMP($J,"SDAMA301")

```

6) By Clinic with “Sort” filter defined. Get all appointments for Clinic 501 on 01/05/04. Get patient DFN, and name, and appointment comments. Note that the output will be sorted first by patient, then appointment date/time, and the comments will appear on the next reference with the subscript “C”. Patient is only sort because the SORT filter is populated.

```
N SDARRAY,SDCOUNT,SDDFN,SDDATE,SDAPPT,SDPAT,SDPATNAM,SDCMMNT
S SDARRAY(1)="3040105;3040105"
S SDARRAY(2)=501
S SDARRAY("SORT")="P"
S SDARRAY("FLDS")="4;6"      ← order is irrelevant
S SDCOUNT=$$SDAPI^SDAMA301(.SDARRAY)
I SDCOUNT>0 D
. ; get patient
. S SDDFN=0 F   S SDDFN=$O(^TMP($J,"SDAMA301",SDDFN)) Q:SDDFN="" D
. . ; get appointment date/time
. . S SDDATE=0 F   S SDDATE=$O(^TMP($J,"SDAMA301",SDDFN,SDDATE)) Q:SDDATE="" D
. . . S SDAPPT=$G(^TMP($J,"SDAMA301",SDDFN,SDDATE)) ;appointment data
. . . S SDPAT=$P($G(SDAPPT),"^",4) ;patient DFN and Name
. . . S SDPATNAM=$P($G(SDPAT),";",2) ;patient Name only
. . . S SDCMMNT=$G(^TMP($J,,"SDAMA301",SDDFN,SDDATE,"C"))
continue processing this appointment as needed
I SDCOUNT<0 D
do processing for errors 101 and 116
when finished with all processing, kill the output array
I SDCOUNT'=0 K ^TMP($J,"SDAMA301")
```

7) Does patient 999 have any appointments on file?

```
N SDARRAY,SDCOUNT
S SDARRAY(4)=999
S SDARRAY("FLDS")=1
S SDARRAY("MAX")=1
S SDCOUNT=$$SDAPI^SDAMA301(.SDARRAY)
I SDCOUNT>0 D
  patient has appointments on file
I SDCOUNT<0 D
  do processing for errors 101 and 116
  kill output array when processing is done
I SDCOUNT'=0 K ^TMP($J,"SDAMA301")
```

8) Similar to example #4, but with a global list of patients

```

N  SDARRAY,SDCOUNT,SDCLIEN,SDDFN,SDDATE,SDAPPT,SDSTATUS
S  SDARRAY(1)="3040101;3040131"
S  SDARRAY(13)=300
S  ^SDDFN(1019974)=""
S  ^SDDFN(1019975)=""
S  ^SDDFN(1019976)=""
S  ^SDDFN(1019977)=""
S  ^SDDFN(1019978)=""
S  ^SDDFN(1019979)=""
S  SDARRAY(4)="^SDDFN("
S  SDARRAY("FLDS")="3"
S  SDCOUNT=$$SDAPI^SDAMA301(.SDARRAY)
I  SDCOUNT>0 D
.  ; get clinic
.  S SDCLIEN=0 F  S SDCLIEN=$O(^TMP($J,"SDAMA301",SDCLIEN)) Q:SDCLIEN="" D
.  . ;get patient
.  . S SDDFN=0 F  S SDDFN=$O(^TMP($J,"SDAMA301",SDCLIEN,SDDFN)) Q:SDDFN="" D
.  . . ; get appointment date/time
.  . . S SDDATE=0 F  S SDDATE=$O(^TMP($J,"SDAMA301",SDCLIEN,SDDFN,SDDATE))
Q:SDDATE="" D
.  . . . S
SDSTATUS=$P($G(^TMP($J,"SDAMA301",100,501,SDDATE)), "^",3) ;appointment status
    continue processing this appointment as needed
I  SDCOUNT<0 D
    do processing for errors 101 and 116
    when finished with all processing, kill output array and user-defined
    patient list
I  SDCOUNT'=0 K ^TMP($J,"SDAMA301")
K  ^SDDFN

```

13.3 SDAPI - Data Fields

Available Appointment Data Fields:

ID	FIELD NAME	DATA TYPE	Format/Valid Values	Description	Examples of Returned Data
1	APPOINTMENT DATE/TIME	DATE/TIME	YYMMDD.HHMM	The scheduled Appointment Date/Time	3031215.113 3031201.0815
2	CLINIC IEN and NAME	TEXT	ID^name	Clinic IEN and name	150;CARDIOLOGY 32;BLOOD DONOR
3	APPOINTMENT STATUS	TEXT	R (Scheduled/Kept) I (Inpatient) NS (No-Show) NSR (No-Show, Rescheduled) CP (Cancelled by Patient) CPR (Cancelled by Patient, Rescheduled) CC (Cancelled by Clinic) CCR (Cancelled by Clinic, Rescheduled) NT (No Action Taken)	The status of the appointment.	R;SCHEDULED/KEPT I;INPATIENT NS;NO-SHOW NSR;NO-SHOW & RESCHEDULED CP;CANCELLED BY PATIENT CPR;CANCELLED BY PATIENT & RESCHEDULED CC;CANCELLED BY CLINIC CCR;CANCELLED BY CLINIC & RESCHEDULED NT;NO ACTION TAKEN
4	PATIENT DFN and NAME	TEXT	DFN;name	Patient DFN and Patient Name.	34877;JONES,BOB 455;SCHILSON,BRIAN
5	LENGTH OF APPOINTMENT	TEXT	NNN	The scheduled length of appointment, in minutes.	20 60
6	COMMENTS	TEXT	free text	Any comments associated with the appointment.	PATIENT NEEDS WHEELCHAIR Note: Comments shall be located on the "C" subscript.
7	OVERBOOK	TEXT	Y or N	"Y" if appointment is an overbook else "N".	Y N
8	ELIGIBILITY OF VISIT IEN and NAME	TEXT	Local IEN; Local Name; National IEN; National Name	Local & National Eligibility codes and names associated with the appointment.	2;AID & ATTENDANCE;2;AID & ATTENDANCE 7;ALLIED VETERAN;7;ALLIED VETERAN 12; COLLATERAL OF VET.; 13; COLLATERAL OF VET.
9	CHECK-IN DATE/TIME	DATE/TIME	YYMMDD.HHMM	Date/time the patient checked in for the appointment.	3031215.113
10	APPOINTMENT TYPE IEN and NAME	TEXT	IEN;name	Type of Appointment IEN and name.	1;COMPENSATION & PENSION 3;ORGAN DONORS 7; COLLATERAL OF VET.

ID	FIELD NAME	DATA TYPE	Format/Valid Values	Description	Examples of Returned Data
11	CHECK-OUT DATE/TIME	DATE/TIME	YYYYMMDD.HHMM	Date/time the patient checked out of the appointment.	3031215.113
12	OUTPATIENT ENCOUNTER IEN	TEXT	NNN	The outpatient encounter IEN associated with this appointment.	4578
13	PRIMARY STOP CODE IEN and CODE	TEXT	IEN;code	Primary Stop code IEN and code associated with the clinic.	301;350
14	CREDIT STOP CODE IEN and CODE	TEXT	IEN;code	Credit Stop code IEN and code associated with the clinic.	549;500
15	WORKLOAD NON-COUNT	TEXT	Y or N	"Y" if clinic is non-count else "N".	Y N
16	DATE APPOINTMENT MADE	DATE	YYYYMMDD	Date the appointment was entered into the Scheduling system.	3031215
17	DESIRED DATE OF APPOINTMENT	DATE	YYYYMMDD	The date the clinician or patient desired for the scheduling of this appointment.	3031215
18	PURPOSE OF VISIT	TEXT	Code (1, 2, 3, or 4) and short description (C&P, 10-10, SV, or UV)	The Purpose of Visit.	1;C&P 2;10-10 3;SV 4;UV
19	EKG DATE/TIME	DATE/TIME	YYYYMMDD.HHMM	The scheduled date/time of the EKG tests in conjunction with this appointment.	3031215.083
20	X-RAY DATE/TIME	DATE/TIME	YYYYMMDD.HHMM	The scheduled date/time of the X-RAY in conjunction with this appointment.	3031215.083
21	LAB DATE/TIME	DATE/TIME	YYYYMMDD.HHMM	The scheduled date/time of the Lab tests in conjunction with this appointment.	3031215.083
22	STATUS	TEXT	Status Code, Status Description, Print Status, Checked In Date/Time, Checked Out Date/Time, and Admission Movement IFN	Status Information for the Visit.	8;INPATIENT APPOINTMENT;INPATIENT/CHECKED OUT;;3030218.1548;145844
23	X-RAY FILMS	TEXT	Y or N	"Y" if x-ray films are required at clinic else "N".	Y N
24	AUTO-REBOOKED	DATE/TIME	YYYYMMDD.HHMM	The date/time that the appointment was	3031215.083

ID	FIELD NAME	DATA TYPE	Format/Valid Values	Description	Examples of Returned Data
	APPOINTMENT DATE/TIME			Auto-Rebooked (rescheduled) to.	
25	NO-SHOW / CANCEL DATE/TIME	DATE/TIME	YYMMDD.HHMM	The date/time that the appointment was No-Showed or Cancelled.	3031215.083
26	RSA APPOINTMENT ID	TEXT	NNN	The unique numeric Oracle ID that identifies a specific RSA appointment. This field will be null for appointments in legacy VistA.	34983
28	DATA ENTRY CLERK	TEXT	DUZ;Name	The DUZ and name of the clerk who scheduled the appointment.	24569;PERSON,NEW A
29	NO-SHOW / CANCELED BY	TEXT	DUZ;Name	The DUZ and name of the clerk who no-showed or canceled the appointment.	24569;PERSON,NEW A
30	CHECK IN USER	TEXT	DUZ;Name	The DUZ and name of the clerk who checked in the appointment.	24569;PERSON,NEW A
31	CHECK OUT USER	TEXT	DUZ;Name	The DUZ and name of the clerk who checked out the appointment.	24569;PERSON,NEW A
32	CANCELLATION REASON	TEXT	DUZ;Name	IEN and Name of Cancellation Reason.	11;OTHER
33	CONSULT LINK	TEXT	NNN	The Consult Link IEN associated with the appointment.	23123
Note: Field 27 is reserved for the 2507 Request IEN to be available in a future release.					

13.4 SDAPI - Filters

13.4.1 Available Data Filters

INPUT

Six fields will allow a filter. All 6 fields can be filtered in one API call. A null/undefined filter will result in all values being returned.

APPOINTMENT DATA TO BE FILTERED	ARRAY ENTRY	Format	Examples of M code to set array with filter values
APPOINTMENT DATE/TIME	ARRAY(1)	<p>Range of appointment date/times, "from" and "to" date/time separated by semicolon. Dates must be FileMan format YYYYMMDD.HHMMSS</p> <p>ARRAY(1)="from date; to date"</p>	<p>S ARRAY(1)="3030101;3030101" (one day)</p> <p>S ARRAY(1)="3040101" (appts after 2003)</p> <p>S ARRAY(1)="";3031231" (all appts thru 3031231)</p> <p>S ARRAY(1)=DT (all appts from today forward)</p> <p>S ARRAY(1)=DT_";3041231" (all appts from today through 3041231)</p>
CLINIC IEN	ARRAY(2)	<p>List of valid clinic IENs (each separated by a semicolon) or a global root or a local root. Clinic must exist on Hospital Location file.</p> <p>ARRAY (2) ="ien1; ien2" etc.</p> <p>ARRAY(2)="^global("</p> <p>ARRAY(2)="^global(#"</p> <p>ARRAY(2)="^global(#,"</p> <p>ARRAY(2)="local("</p> <p>ARRAY(2)="local(#"</p> <p>ARRAY(2)="local(#,"</p>	<p>S ARRAY(2)=300</p> <p>S ARRAY(2)="300;301;304"</p> <p>S ARRAY(2)="^GBL("</p> <p>S ARRAY(2)="^GBL("DFN""</p> <p>S ARRAY(2)="^GBL("DFN"" ,"</p> <p>S ARRAY(2)="LOCAL("</p> <p>S ARRAY(2)="LOCAL("DFN""</p> <p>S ARRAY(2)="LOCAL("DFN"" ,"</p>
APPOINTMENT STATUS	ARRAY(3)	<p>List of valid Appointment Status values, each separated by a semicolon. Valid values:</p> <p>R (Scheduled/Kept)</p> <p>I (Inpatient)</p> <p>NS (No-Show)</p> <p>NSR (No-Show, Rescheduled)</p> <p>CP (Cancelled by Patient)</p> <p>CPR (Cancelled by Patient,</p>	<p>S ARRAY(3)="I"</p> <p>S ARRAY(3)="R;I;NT"</p> <p>S ARRAY(3)="CC;CCR;CP;CPR"</p>

		Rescheduled) CC (Cancelled by Clinic) CCR (Cancelled by Clinic, Rescheduled) NT (No Action Taken) ARRAY (3) ="status1; status2" etc.	
PATIENT DFN	ARRAY(4)	List of valid patient DFNs (each separated by a semicolon) or a global root or a local root. DFN must exist on PATIENT file. ARRAY (4) ="dfn1; dfn2" etc. ARRAY(4)="^global(" ARRAY(4)="^global(#" ARRAY(4)="^global(#," ARRAY(4)="local(" ARRAY(4)="local(#" ARRAY(4)="local(#,"	S ARRAY(4)=7179940 S ARRAY(4)="7179940;7179939;7179920" S ARRAY(4)="^GBL(" S ARRAY(4)="^GBL("IENLIST"" S ARRAY(4)="^GBL("IENLIST","" S ARRAY(4)="LOCAL(" S ARRAY(4)="LOCAL("IENLIST"" S ARRAY(4)="LOCAL("IENLIST",""
PRIMARY STOP CODE	ARRAY(13)	List of valid Primary Stop Code values (not IENs). Must be a valid AMIS REPORTING STOP CODE (field #1) on the CLINIC STOP file (#40.7). ARRAY (13) ="code1; code2" etc.	S ARRAY(13)=197 S ARRAY(13)="197;198;200;203;207"
DATE APPOINTMENT MADE	ARRAY(16)	Range of Date Appointment Made dates; "from" and "to" dates separated by a semicolon. Dates must be in the FileMan format YYYYMMDD (note: time is not allowed). Array(16)= "from date; to date	S ARRAY(16)= "3040101;3040101" (all appts that have a Date Appointment Made date of 3040101) S ARRAY(16)= "3040101" (appts that have a Date Appointment Made date from 3040101 forward) S ARRAY(16)= ";3031231" (all appts that have a Date Appointment Made date through 3031231) S ARRAY(16)=DT (all appts that have a Date Appointment Made date from today forward) S ARRAY(16)= DT_";3041231" (all appts that have a Date Appointment Made date from today through 3041231)

13.4.2 Input – Other Array Entries

DESCRIPTION	ARRAY ENTRY	Format	Examples of Array with filter
Field List - Required.	ARRAY("FLDS")	List of appointment field IDs, each separated by a semicolon. Order of fields is irrelevant. See "Data Fields" for the list of appointment field IDs. Or if all fields are required, then set array to "ALL" (case is irrelevant). ARRAY ("FLDS") ="id1; id2; id3", etc. ARRAY("FLDS")="ALL"	ARRAY("FLDS")="1;2;3;6;7;14;20" ARRAY("FLDS")=1 ARRAY("FLDS")="ALL" ARRAY("FLDS")="all"
Max Appointments - Optional	ARRAY("MAX")	Maximum number of appointments requested. Must be a whole number not equal to 0. ARRAY("MAX")=value If value > 0 or value="" return first "N" appointments. Else if value < 0 return last "N" appointments.	ARRAY("MAX")=1 ARRAY("MAX")=-1
Sort Appointments by Patient DFN – Optional	ARRAY("SORT")	Allows the output to be sorted by Patient, instead of by Patient and Clinic. Must be set to 'P'. ARRAY("SORT")=value	ARRAY("SORT")="P"
Include Purged Appointments - Optional	ARRAY("PURGED")	Allows the user to receive non-canceled Appts that were purged from sub-file #44.003. ARRAY("PURGED")=1	ARRAY("PURGED")=1

The Field List array entry must be populated, or else error 115 will be generated. See "SDAPI - Error Codes" for a complete list of error codes and messages.

The Maximum Appointments array entry is best used to retrieve the next or last "n" appointments for 1 patient and/or 1 clinic, in conjunction with the appointment date/time filter.

Note: If the Maximum Appointment array entry is set to a valid value and more than 1 patient and/or more than 1 clinic are passed to the API, or if no patient and clinic is passed to the API, the error 115 will be generated. See "SDAPI - Error codes" for a complete list of error codes and messages.

EXAMPLE:

APPOINTMENT DATA TO BE FILTERED

ARRAY ENTRY Format Examples of M code to set array with filter values

APPOINTMENT DATE/TIME ARRAY(1) Range of appointment date/times, "from" and "to" date/time separated by semicolon. Dates must be FileMan format YYYYMMDD.HHMMSS

```
ARRAY(1)="from date; to date"
```

```
S ARRAY(1)="3030101;3030101" (one day)
```

```
S ARRAY(1)="3040101" (appts after 2003)
```

```
S ARRAY(1)=";3031231" (all appts thru 3031231)
```

```
S ARRAY(1)=DT (all appts from today forward)
```

```
S ARRAY(1)=DT_" ;3041231" (all appts from                      today through 3041231)
```

CLINIC IEN ARRAY(2) List of valid clinic IENs (each separated by a semicolon) or a global root or a local root. Clinic must exist on Hospital Location file.

```
ARRAY(2)="ien1;ien2" etc.
```

```
ARRAY(2)="^global ("
```

```
ARRAY(2)="^global (#"
```

```
ARRAY(2)="^global (#, "
```

```
ARRAY(2)="local ("
```

```
ARRAY(2)="local (#"
```

```
ARRAY(2)="local (#, "
```

```
S ARRAY(2)=300
```

```
S ARRAY(2)="300;301;304"
```

```
S ARRAY(2)="^GBL ("
```

```
S ARRAY(2)="^GBL ("DFN""
```

```
S ARRAY(2)="^GBL ("DFN"", "
```

```
S ARRAY(2)="LOCAL ("
```

```
S ARRAY(2)="LOCAL ("DFN""
```

```
S ARRAY(2)="LOCAL ("DFN"", "
```

APPOINTMENT STATUS ARRAY(3) List of valid Appointment Status values, each separated by a semicolon. Valid values:

```
R (Scheduled/Kept)
```

```
I (Inpatient)
```

```
NS (No-Show)
```

```
NSR (No-Show, Rescheduled)
```

PIMS

CP (Cancelled by Patient)
CPR (Cancelled by Patient, Rescheduled)
CC (Cancelled by Clinic)
CCR (Cancelled by Clinic, Rescheduled)
NT (No Action Taken)
ARRAY(3)="status1;status2" etc.
S ARRAY(3)="I"
S ARRAY(3)="R;I;NT"
S ARRAY(3)="CC;CCR;CP;CPR"

PATIENT DFN ARRAY(4) List of valid patient DFNs (each separated by a semicolon) or a global root or a local root. DFN must exist on PATIENT file.

ARRAY(4)="dfn1;dfn2" etc.
ARRAY(4)="^global ("
ARRAY(4)="^global (#"
ARRAY(4)="^global (#, "
ARRAY(4)="local ("
ARRAY(4)="local (#"
ARRAY(4)="local (#, "

S ARRAY(4)=7179940
S ARRAY(4)="7179940;7179939;7179920"
S ARRAY(4)="^GBL ("
S ARRAY(4)="^GBL (" "IENLIST" " "
S ARRAY(4)="^GBL (" "IENLIST" ", "
S ARRAY(4)="LOCAL ("
S ARRAY(4)="LOCAL (" "IENLIST" " "
S ARRAY(4)="LOCAL (" "IENLIST" ", "

PRIMARY STOP CODE ARRAY(13) List of valid Primary Stop Code values (not IENs). Must be a valid AMIS REPORTING STOP CODE (field #1) on the CLINIC STOP file (#40.7).

ARRAY(13)="code1;code2" etc.
S ARRAY(13)=197
S ARRAY(13)="197;198;200;203;207"

DATE APPOINTMENT MADE **ARRAY(16)** Range of Date Appointment Made dates; "from" and "to" dates separated by a semicolon. Dates must be in the FileMan format YYYYMMDD (note: time is not allowed).

Array(16)= "from date; to date"

S ARRAY(16)= "3040101;3040101" (all appts that have a Date Appointment Made date of 3040101)

S ARRAY(16)= "3040101" (appts that have a Date Appointment Made date from 3040101 forward)

S ARRAY(16)= ";3031231" (all appts that have a Date Appointment Made date through 3031231)

S ARRAY(16)=DT (all appts that have a Date Appointment Made date from today forward)

S ARRAY(16)= DT_" ;3041231" (all appts that have a Date Appointment Made date from today through 3041231)

13.4.3 Other Array Entries

INPUT

DESCRIPTION **ARRAY ENTRY** Format Examples of Array with filter

Field List - Required. **ARRAY("FLDS")**

List of appointment field IDs, each separated by a semicolon. Order of fields is irrelevant. See "Data Fields" for the list of appointment field IDs. Or if all fields are required, then set array to "ALL" (case is irrelevant).

ARRAY("FLDS")="id1;id2;id3", etc.

ARRAY("FLDS")="ALL" ARRAY("FLDS")="1;2;3;6;7;14;20"

ARRAY("FLDS")=1

ARRAY("FLDS")="ALL"

ARRAY("FLDS")="all"

Max Appointments - Optional **ARRAY("MAX")** Maximum number of appointments requested. Must be a whole number not equal to 0.

ARRAY("MAX")=value

If value > 0 or value="" return first "N" appointments.

Else if value < 0 return last "N" appointments.

ARRAY("MAX")=1

ARRAY("MAX")=-1

Sort Appointments by Patient DFN - Optional **ARRAY("SORT")** Allows the output to be sorted by Patient, instead of by Patient and Clinic. Must be set to 'P'.

ARRAY("SORT")=value ARRAY("SORT")="P"

Include Purged Appointments - Optional ARRAY("PURGED") Allows the user to receive non-canceled Appts that were purged from sub-file #44.003.

```
ARRAY ("PURGED") =1  ARRAY ("PURGED") =1
```

The Field List array entry must be populated, or else error 115 will be generated. See "SDAPI - Error Codes" for a complete list of error codes and messages.

The Maximum Appointments array entry is best used to retrieve the next or last "n" appointments for 1 patient and/or 1 clinic, in conjunction with the appointment date/time filter.

Note: If the Maximum Appointment array entry is set to a valid value and more than 1 patient and/or more than 1 clinic are passed to the API, or if no patient and clinic is passed to the API, the error 115 will be generated. See "SDAPI - Error codes" for a complete list of error codes and messages.

13.4.4 SDAPI - Error Codes

Error Codes and Associated Messages

Error Code	Error Message	Occurs...
101	DATABASE IS UNAVAILABLE	If the Scheduling database or VistALink is unavailable
115	INVALID INPUT ARRAY ENTRY	If the input array has an invalid entry or the field list is null
116	DATA MISMATCH	If VistA and the database are out of sync. i.e., the database returns an IEN not found on VistA
117	SDAPI ERROR	For catching new error codes that could be added at a later time.
Error codes 101, 116 and 117 will not occur until the RSA has been implemented. Coding for these error codes needs to be done now so that no other coding changes will need to be made in the future. Each application will need to decide how to handle the return of those three error codes.		

13.4.5 SDAPI - Constraints

API CONSTRAINTS

Cancelled appointments are returned only if the patient filter is populated.

Cancelled appointments will always have null values in the following fields:

Length of Appointment	Eligibility of Visit	Comments
Check-Out Date/Time	Check-In Date/Time	Overbook

If you want canceled appointments, but don't want to specify a subset of patients, then set the patient filter [ARRAY(4)] equal to "^DPT(". This will result in canceled appointments being returned. Note, however, that this will decrease the performance time of the API, as it will spin through the entire VistA Patient file, looking for appointments in the specified clinics (if filter is populated). It will, however, have no negative performance impact when it retrieves appointments from the RSA.

The Max Appointments array entry can only be used with 1 patient and/or 1 clinic. If multiple patients and/or clinics are passed or no clinic and/or patient is passed, an error message will be generated.

Use of the PURGED array parameter requires 2 conditions to be met: the patient filter must be populated; and the field list must not contain fields 5-9, 11, 22, 28, 30, 31, or 33, otherwise error 115 will be returned.

13.4.6 Application Programmer Interface - GETAPPT

Name: GETAPPT ; Retrieve Appointment Data for a Patient ID

Declaration: GETAPPT^SDAMA201(SDIEN,SDFIELDS,SDAPSTAT,SDSTART,SDEND,SDRESULT,SDIOSTAT)

Description: Returns appointment information for a specific patient ID. To use this API, subscribe to Integration Agreement #3859.

Arguments: SDIEN Patient IEN (required)

SDFIELDS Field List (optional, each field number separated by a semi-colon)

SDAPSTAT Appointment Status Filter (optional, each value separated by a semi-colon. See “Filters” for default and valid values)

SDSTART Start Date (optional, internal FileMan format)

SDEND End Date (optional, internal FileMan format)

SDRESULT Local variable to hold returned appointment Count (optional, passed by reference)

SDIOSTAT Patient Status Filter (optional, see “Filters” for default and valid values)

Field List: A null value in this parameter will result in ALL appointment data fields being returned. See “Data Fields” for a list of the field numbers and corresponding data available in this API.

Return Values: If no errors occur and appointments are found, SDRESULT will contain the appointment count and the requested data will be returned in: ^TMP(\$J,”SDAMA201”,”GETAPPT”,x,y) = field y data where ‘x’ is an incremental appointment count (starting with 1) and ‘y’ is the field number requested.

If no errors occur and no appointments are found, then SDRESULT will contain a value of 0 and the ^TMP(\$J,”SDAMA201”,”GETAPPT”,x,y) array will not be generated.

If an error occurs, SDRESULT will be –1 and the error codes and messages will be returned in ^TMP(\$J,”SDAMA201”,”GETAPPT”,”ERROR”,error code) = error message. See “Error Codes” for a list of error codes and messages.

Other: When processing has completed, kill the temporary array: ^TMP(\$J,”SDAMA201”,”GETAPPT”)

GETAPPT EXAMPLES

1) Retrieve scheduled/kept inpatient appointment date/time, clinic ID, appt status, comments, and patient status for patient 99 from 1/1/02 through 1/31/02:

```
>D GETAPPT^SDAMA201(99,"1;2;3;6;12","R",3020101,3020131,.SDRESULT,"I")
>ZW SDRESULT
SDRESULT=3
>ZW ^TMP($J,"SDAMA201","GETAPPT")
^TMP(1000,"SDAMA201","GETAPPT",1,1)=3020101.10
^TMP(1000,"SDAMA201","GETAPPT",1,2)=130^TOM'S CLINIC
^TMP(1000,"SDAMA201","GETAPPT",1,3)="R"
^TMP(1000,"SDAMA201","GETAPPT",1,6)="PATIENT REQUESTS A RIDE HOME"
^TMP(1000,"SDAMA201","GETAPPT",1,12)="I"
^TMP(1000,"SDAMA201","GETAPPT",2,1)=3020115.08
^TMP(1000,"SDAMA201","GETAPPT",2,2)= 150^BOB'S CLINIC
^TMP(1000,"SDAMA201","GETAPPT",2,3)="R"
^TMP(1000,"SDAMA201","GETAPPT",2,6)=
^TMP(1000,"SDAMA201","GETAPPT",2,12)="I"
^TMP(1000,"SDAMA201","GETAPPT",3,1)=3020115.09
^TMP(1000,"SDAMA201","GETAPPT",3,2)= 150^BOB'S CLINIC
^TMP(1000,"SDAMA201","GETAPPT",3,3)="R"
^TMP(1000,"SDAMA201","GETAPPT",3,6)="WHEELCHAIR REQUESTED"
^TMP(1000,"SDAMA201","GETAPPT",3,12)="I"
```

2) Retrieve inpatient and outpatient appointment date/time, clinic ID, appointment status, and comments for patient 99 from 1/1/02 at 8am through 1/31/02 for scheduled/kept appointments:

```
>D GETAPPT^SDAMA201(99,"1;2;3;6","R",3020101.08,3020131,.SDRESULT)
>ZW SDRESULT
SDRESULT=2
>ZW ^TMP($J,"SDAMA201","GETAPPT")
^TMP(1000,"SDAMA201","GETAPPT",1,1)=3020101.10
^TMP(1000,"SDAMA201","GETAPPT",1,2)=130^TOM'S CLINIC
^TMP(1000,"SDAMA201","GETAPPT",1,3)="R"
^TMP(1000,"SDAMA201","GETAPPT",1,6)="PATIENT REQUESTS A RIDE HOME"
^TMP(1000,"SDAMA201","GETAPPT",2,1)=3020115.09
^TMP(1000,"SDAMA201","GETAPPT",2,2)= 150^BOB'S CLINIC
^TMP(1000,"SDAMA201","GETAPPT",2,3)="R"
^TMP(1000,"SDAMA201","GETAPPT",2,6)="WHEELCHAIR REQUESTED"
```

13.5 Application Programmer Interface - NEXTAPPT

Name: NEXTAPPT ; Retrieve Next Appointment Data for a Patient ID

Declaration: \$\$NEXTAPPT^SDAMA201(SDIEN,SDFIELDS,
SDAPSTAT,SDIOSTAT)

Description: This API returns requested next appointment information for a patient ID and should be called using an EXTRINSIC call. The "next" appointment is defined as the next appointment on file after the current date/time. To use this API, subscribe to Integration Agreement #3859.

Arguments: SDIEN Patient IEN (required)

SDFIELDS Field List (optional, each field number separated by a semi-colon)

SDAPSTAT Appointment Status Filter (optional, each value separated by a semi-colon. See "Filters" for default and valid values)

SDIOSTAT Patient Status Filter (optional, see "Filters" for default and valid values)

Field List: A null value in this parameter will result in NO appointment data fields being returned. See "Data Fields" for a list of the field numbers and corresponding data available in this API.

Return Values: This API will return "-1" if an error occurred, "0" if no future appointment is found, or "1" if a future appointment was found.

If no future appointment is found, then the ^TMP(\$J,"SDAMA201","NEXTAPPT",y) array will not be generated.

If the user enters an optional field list and a future appointment is found, the data for the next appointment will be returned in ^TMP(\$J,"SDAMA201","NEXTAPPT",y) = field y data where 'y' is the field number requested.

If an error occurs, the error codes and messages will be returned in ^TMP(\$J,"SDAMA201","NEXTAPPT","ERROR",error code) = error message. See "Error Codes" for a list of error codes and messages.

Other: When processing has completed, kill the temporary array:

^TMP (\$J, "SDAMA201", "NEXTAPPT")

NEXTAPPT EXAMPLES

1) See if patient 321 has a future appointment (inpatient or outpatient).

```
I $$NEXTAPPT^SDAMA201(321) D
```

```
insert code here to continue processing as needed
```

No appointment data is returned from the above example because no fields were passed in.

2) If patient 99 has a future scheduled inpatient appointment, retrieve appointment date/time, clinic ID, appointment status, and patient status:

```
I $$NEXTAPPT^SDAMA201(99,"1;2;3;12","R","I")  D
S NEXTDATE=$G(^TMP($J,"SDAMA201","NEXTAPPT",1))
S CLINIEN=+$G(^TMP($J,"SDAMA201","NEXTAPPT",2))
S APPTSTAT=$G(^TMP($J,"SDAMA201","NEXTAPPT",3))
S PATSTATS=$G(^TMP($J,"SDAMA201","NEXTAPPT",12))

>ZW ^TMP($J,"SDAMA201","NEXTAPPT")
^TMP(1000,"SDAMA201","NEXTAPPT",1)=3030115.10
^TMP(1000,"SDAMA201","NEXTAPPT",2)=130^SAM'S CLINIC
^TMP(1000,"SDAMA201","NEXTAPPT",3)=R
^TMP(1000,"SDAMA201","NEXTAPPT",12)="I"
```

3) If patient 111 has a future appointment (scheduled, cancelled, or no-show), retrieve appointment date/time, clinic ID, appointment status, and patient status:

```
I $$NEXTAPPT^SDAMA201(111,"1;2;3;12")  D
S NEXTDATE=$G(^TMP($J,"SDAMA201","NEXTAPPT",1))
S CLINIEN=+$G(^TMP($J,"SDAMA201","NEXTAPPT",2))
S APPTSTAT=$G(^TMP($J,"SDAMA201","NEXTAPPT",3))
S PATSTATS=$G(^TMP($J,"SDAMA201","NEXTAPPT",12))

>ZW ^TMP($J,"SDAMA201","NEXTAPPT")
^TMP(1000,"SDAMA201","NEXTAPPT",1)=3030130.10
^TMP(1000,"SDAMA201","NEXTAPPT",2)=130^SAM'S CLINIC
^TMP(1000,"SDAMA201","NEXTAPPT",3)=C
^TMP(1000,"SDAMA201","NEXTAPPT",12)=""
```

Note that a cancelled appointment was returned above because the appointment status filter was undefined and it was the next appointment on the file. The patient status was returned with a value of null.

13.6 Application Programmer Interface - GETPLIST

Name: GETPLIST ; Retrieve Appointment Data for a Clinic ID

Declaration: GETPLIST^SDAMA202(SDIEN,SDFIELDS,SDAPSTAT,
SDSTART,SDEND,SDRESULT, SDIOSTAT)

Description: Returns requested clinic appointment information for a specific clinic ID. To use this API, subscribe to Integration Agreement #3869. Note: This API will return appointment information for 'regular', 'no-show', and 'no action taken' appointments only; while the appointment data is located in VistA, cancelled appointments will not be returned because they are not retained on the Hospital Location sub-files (44.001, 44.003).

Arguments: SDIEN Clinic IEN (required)

SDFIELDS Field List (optional, each field number separated by a semi-colon)

SDAPSTAT Appointment Status Filter (optional, each value separated by a semi-colon. See "Filters" for default and valid values)

SDSTART Start Date/time (optional, internal FileMan format)

SDEND End Date/time (optional, internal FileMan format)

SDRESULT Local variable to hold returned appointment count (optional, passed by reference)

SDIOSTAT Patient Status Filter (optional, see "Filters" for default and valid values)

Field List: A null value in this parameter will result in ALL appointment data fields being returned. See "Data Fields" for a list of the field numbers and corresponding data available in this API.

Return Values: If no errors occur and appointments are found, SDRESULT will contain the appointment count and the data will be returned in ^TMP(\$J,"SDAMA202","GETPLIST",x,y) = field y data where 'x' is an incremental appointment count (starting with 1) and 'y' is the field number requested.

If no errors occur and no appointments are found, then SDRESULT will contain a value of 0 and the ^TMP(\$J,"SDAMA202","GETPLIST",x,y) array will not be generated.

If an error occurs, SDRESULT will be -1 and the error codes and messages will be returned in ^TMP(\$J,"SDAMA202","GETPLIST","ERROR",error code) = error message. See "Error Codes" for a list of error codes and messages.

Other: When processing has completed, kill the temporary array:

^TMP(\$J,"SDAMA202","GETPLIST")

GETPLIST EXAMPLE

Retrieve inpatient and outpatient appointment date/time, patient ID, and length of appointment for clinic 100 for 1/1/02 from 8am to 10am:

```
>D GETPLIST^SDAMA202(100,"1;4;5",,3020101.08,3020101.1,.SDRESULT)
>ZW SDRESULT
SDRESULT=4
>ZW ^TMP($J,"SDAMA202","GETPLIST")
^TMP(1000,"SDAMA202","GETPLIST",1,1)=3020101.08
^TMP(1000,"SDAMA202","GETPLIST",1,4)=4564^JONES,CANDACE
^TMP(1000,"SDAMA202","GETPLIST",1,5)=60
^TMP(1000,"SDAMA202","GETPLIST",2,1)=3020101.09
^TMP(1000,"SDAMA202","GETPLIST",2,4)=9007^HEADRICK,ANITA
^TMP(1000,"SDAMA202","GETPLIST",2,5)=30
^TMP(1000,"SDAMA202","GETPLIST",3,1)=3020101.093
^TMP(1000,"SDAMA202","GETPLIST",3,4)=24389^SIMPSON,LEANORA
^TMP(1000,"SDAMA202","GETPLIST",3,5)=30
^TMP(1000,"SDAMA202","GETPLIST",4,1)=3020101.1
^TMP(1000,"SDAMA202","GETPLIST",4,4)=40374^SMITH,SAMUEL
^TMP(1000,"SDAMA202","GETPLIST",4,5)=30
```

13.7 Application Programmer Interface - PATAPPT

Name: PATAPPT ; Check for existence of any appointment for a patient

Declaration: PATAPPT^SDAMA204(SDDFN)

Description: Returns 1, 0, -1 according to the existence of appointment(s) for a patient ID. To use this API, please subscribe to Integration Agreement #4216.

Argument: SDDFN Patient IEN (required)

Return Values:	Patient scheduling record(s)	Value Returned
	Appointment(s) on file	1
	No Appointment(s) on file	0
	Error -	1

Depending on the existence of appointment(s) for a specific patient ID, an extrinsic value will be returned according to the Return Values table listed above.

If an error occurs, a -1 will be returned, and a node with error information will be created.

The format will be:

```
W $$PATAPPT^SDAMA204(0) -1
```

The error information will reside in the following node:

```
ZW ^TMP(634,"SDAMA204","PATAPPT","ERROR")
^TMP(634,"SDAMA204","PATAPPT","ERROR",114)="INVALID PATIENT ID"
```

See “Error Codes” for a list of error codes and messages.

This function does not remove the ^TMP node created when an error occurs. It is the calling program’s responsibility to delete the node.

PATAPPT EXAMPLES

The following examples show the initialization of variable X with the value from the function \$\$PATAPPT^SDAMA204(SDDFN):

1) Patient Appointments Exists

```
Cache>S X=$$PATAPPT^SDAMA204(123)
Cache>W X
1
```

2) No Patient Appointments Exists

```
Cache>S X=$$PATAPPT^SDAMA204(11)
Cache>W X
0
```

3) Invalid Patient ID

```
Cache>S X=$$PATAPPT^SDAMA204(0)
Cache>W X
-1
Cache>ZW ^TMP($J,"SDAMA204","PATAPPT","ERROR")
^TMP(659,"SDAMA204","PATAPPT","ERROR",114)="INVALID PATIENT ID"
```

ERROR CODES

Error Codes and Associated Messages

101	DATABASE IS UNAVAILABLE
102	PATIENT ID IS REQUIRED
103	INVALID FIELD LIST
104	CLINIC ID IS REQUIRED
105	INVALID START DATE
106	INVALID END DATE
108	FACILITY ID IS REQUIRED
109	INVALID APPOINTMENT STATUS FILTER
110	ID MUST BE NUMERIC
111	START DATE CAN'T BE AFTER END DATE
112	INVALID PATIENT STATUS FILTER
113	APPT STATUS AND PATIENT STATUS FILTER COMBINATION UNSUPPORTED IN VISTA
114	INVALID PATIENT ID

14 Data Fields

14.1 Available Data Fields

ID	FIELD NAME	DATA TYPE	Format or Valid Values	Description	Examples of Returned Data
1	APPOINTMENT DATE/TIME	DATE/TIME	YYMMDD@HHMM	The scheduled Appointment Date/Time	3021215@113 3021201@0815
2	CLINIC ID and NAME	POINTER and TEXT	ID^name	Clinic ID and name	150^CARDIOLOGY 32^TOM'S CLINIC
3	APPOINTMENT STATUS	ALPHA	N (No-Show) C (Cancelled) R (Scheduled/Kept) NT (No Action Taken)	The status of the appointment. N for no-show appointment, C for cancelled appointment (cancelled for ANY reason), NT for no action taken, and R for a future appointment or a past kept appointment	N C R NT
4	PATIENT ID and NAME	POINTER and TEXT	ID^name	Patient ID and name	34877^JONES,BOB 455^SCHILSON,BRIAN
5	LENGTH OF APPOINTMENT	NUMERIC	NNN	The scheduled length of appointment, in minutes	20 60
6	COMMENTS	TEXT	free text	Any comments associated with the appointment	PATIENT NEEDS WHEELCHAIR
7	OVERBOOK	TEXT	Y or N	"Y" if appointment is an overbook else "N"	Y N
8	ELIGIBILITY OF VISIT ID and NAME	POINTER and TEXT	ID^name	Eligibility code and name associated with the appointment	2^AID & ATTENDANCE 7^ALLIED VETERAN 13^COLLATERAL OF VET.
9	CHECK-IN DATE/TIME	DATE/TIME	YYMMDD@HHMM	Date/time the patient checked in for the appointment	3021215@113
10	APPOINTMENT TYPE ID	POINTER and TEXT	ID^name	Type of appointment ID and name	1^COMPENSATION & PENSION

	and NAME				3^ORGAN DONORS 7^COLLATERAL OF VET.
11	CHECK-OUT DATE/TIME	DATE/TIME	YYMMDD@HHM M	Date/time the patient checked out of the appointment	3021215@113
12	PATIENT STATUS	TEXT	I O null	For future, scheduled appointments, the current status of the patient. For past, kept appointments, the status at the time of the appointment. For cancelled and no- show appointments, this will be null	I O “”

14.2 FILTERS

14.2.1 Valid Appointment Status Filters

The SDAPSTAT filter parameter can be used if you wish to screen on appointment status. If this parameter contains a value or set of values, then those appointments will be returned in the resulting array set. Request more than 1 value in the filter by separating them with a semi-colon (i.e. SDAPSTAT="R;NT").

A null or undefined value will result in all being returned.

Appt Status Filter value	Appointment Status Value(s) Returned
R	R (scheduled/kept)
N	N (no-show)
C	C (cancelled)
NT	NT (no action taken)
Null (default)	ALL appointment status values will be returned: R (scheduled/kept) N (no-show) C (cancelled) NT (no action taken)

14.2.2 Valid Patient Status Filters

The SDIOSTAT filter parameter can be used if you wish to retrieve only inpatient records or only outpatient records. A null or undefined value will result in both being returned.

Patient Status Filter value	Description
I	Inpatient
O	Outpatient
Null (default)	Both will be returned (inpatient and outpatient)

14.2.3 Valid Patient Status and Appointment Status Filter Combinations

Due to the design of VistA, the patient status (new field #12) of appointments that are cancelled, no-show, or no action taken, will not be available. If the patient status field is requested, a null value will be returned in the ^TMP output global for this field. Patient status is determined by analyzing the value of the STATUS field (#3) on the Patient subfile (2.98).

Inpatient appointments contain an “I” in this field and are identified only if the field has not been changed (cancelled, etc.). Therefore, if the user wishes to specifically request only inpatient appointments (using the Patient Status filter = ”I”), then the Appointment Status filter must be set to “R”.

Any other value in the Appointment Status filter (including null or undefined) will cause an error (#113) to be generated and returned in the ^TMP global. The same is true when specifically requesting outpatient appointments. To retrieve No-Show, Cancelled, or No Action Taken appointments, the Patient Status filter must be left null or undefined. See table below for results of combinations of these two filters.

Patient Status Filter	Appointment Status Filter	Valid/Invalid	Patient Status value in ^TMP (if requested)
I or O	R	Valid	I for inpatient appointments, O for outpatient appointments
I or O	N	Invalid	N/A
I or O	C	Invalid	N/A
I or O	NT	Invalid	N/A
I or O	Any combination of R, N, C, and NT	Invalid	N/A
I or O	Null/Undefined	Invalid	N/A
Null/Undefined	R	Valid	I for inpatient appointments; O for

			outpatient appointments
Null/Undefined	N	Valid	Null
Null/Undefined	C	Valid	Null
Null/Undefined	NT	Valid	Null
Null/Undefined	Null/Undefined, or any combination of R, N, C, and NT	Valid	I or O for scheduled/kept inpatient and outpatient appointments; null for cancelled, no-show, and no action taken appointments

Patient Status filter key	Appointment Status filter key
I = Inpatient	R = scheduled/kept appointments
O = Outpatient	N = all no-show appointments
	C = all cancelled appointments
	NT = no action taken appointments

14.3 Application Programmer Interface - SDIMO

Name : SDIMO; Inpatient Medications for Outpatients

Declaration: \$\$SDIMO^SDAMA203(SDCLIEN,SDDFN)

Description: This API returns encounter date/time for a clinic IEN and patient DFN. If the patient does not have an encounter in the specified clinic today (or yesterday if current time is before 6am), then the patient's scheduled appointment date/time for that clinic, today or in the future (or yesterday if current time is before 6am), is returned. This API should be called using an EXTRINSIC call.

Arguments: SDCLIEN Clinic IEN (required)
 SDDFN Patient DFN (required)

RETURN VALUES:	
1	Patient has at least one encounter today or one scheduled appointment today or in the future in the authorized clinic
0	Patient does not have an encounter today or an appointment today or in the future in the authorized clinic
-1	Clinic is not authorized, clinic is inactive, or clinic IEN is null
-2	Patient DFN is null
-3	Scheduling Database is unavailable
SDIMO(1)	Encounter date/time or appointment date/time

If a 1 is returned, then the variable SDIMO(1) will contain the encounter or appointment date/time. If something other than a 1 is returned, the variable SDIMO(1) will not be created.

Other: When processing has completed, the variable SDIMO(1) needs to be killed.

SDIMO EXAMPLES:

1) Is patient 123 authorized to receive inpatient medication at clinic 800?

```
I $$SDIMO^SDAMA203(800,123) D
S APPTDT=$G(SDIMO(1))
K SDIMO(1)
;continue processing as needed
```

2) Example of handling an error:

```
S SDRESULT=$$SDIMO^SDAMA203(800,123)
I SDRESULT<1 D
I SDRESULT=-1 D
process clinic error as needed
Configuring Bar Code Label Printers
```

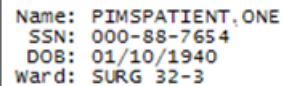
14.4 Configuring Bar Code Label Printers for Print Patient Label Option

The Veteran Identification Card (VIC) provided by the VIC Replacement project does not support embossing of protected health information. Instead, a new Print Patient Label [DG PRINT PATIENT LABEL] option will allow labels to be printed with the patient's protected health information.

The labels will contain the patient's name, social security number, and date of birth. An optional fourth line contains the patient's inpatient location (ward and room#).

The labels may be affixed to medical record forms in lieu of using the current embossed cards to imprint this information.

Example Label



Name: PIMSPATIENT, ONE
 SSN: 000-88-7654
 DOB: 01/10/1940
 Ward: SURG 32-3

EXAMPLE LABEL

The Print Patient Label [DG PRINT PATIENT LABEL] option was exported with the Veteran ID Card (VIC) Replacement patch (DG*5.3*571). This option was placed on the ADT Outputs Menu [DG OUTPUTS MENU] option.

This option supports plain text printing to dot matrix and laser printers by prompting the user for the number of lines that the label stock can contain. In addition, bar code label printers, such as Zebra and Intermec, are supported on systems that have installed the Kernel Support for Bar Code Printers patch (XU*8*205).

14.4.1 Hardware Setup

The printer must be physically connected to the network and then defined in the DEVICE (#3.5) and TERMINAL TYPE (#3.2) files.

14.4.2 Software Setup

Bar code label printers, such as the Zebra and Intermec printers, require control codes to be defined in the CONTROL CODES subfile (#3.2055) of the TERMINAL TYPE file (#3.2).

The patient label print routine (DGPLBL) checks for the existence of the control codes before attempting to execute. Presently, the patient label print routine (DGPLBL) uses eight control codes. DBIA #3435 allows direct MUMPS read access to the CONTROL CODES subfile (#3.2055) of the TERMINAL TYPE file (#3.2).

It is not required that all control codes be defined - just build the necessary control codes for the selected printer.

14.5 Control Code Overview

These are the control codes that are currently used by the patient label print routine (DGPLBL). In order for the routine to work correctly, these control codes must be entered through FileMan in the CONTROL CODES subfile (#3.2055) of the TERMINAL TYPE file (#3.2) using the names listed below.

CODE DESCRIPTION

FI	Format Initialization
FE	Format End
SL	Start of Label
EL	End of Label
ST	Start of Text
ET	End of Text
STF	Start of Text Field
ETF	End of Text Field

14.5.1 Patient Label Print Routine Control Code Use

The following pseudo-code listing shows the flow and the points at which each of the control codes are used. It is not required that all control codes be defined - just build the necessary control codes for the selected printer.

- a. Label print routine invoked.
- b. Control codes loaded into local array DGIOCC. Variable DGIOCC is defined to indicate whether or not control codes exist.
- c. Format Initialization.
- d. For each label printed:
 - Start of Label
 - Start of Text*
 - Start of Text Field*
 - Text Information*
 - End of Text Field*
 - End of Text*
 - End of Label.
- e. Format End.

* indicates items that may be executed repeatedly

14.5.2 Label Printer Setup Examples

The following are examples of the control codes setup in the CONTROL CODES subfile (#3.2055) of the TERMINAL TYPE file (#3.2) for the Zebra and Intermec label printers.

These printers were used during the development process, and the examples are provided to guide the user in the control code setup. The examples provided are based on a 1 ½ by 3 ½ inch label.

14.5.3 Zebra Label Printer

Example: Control Codes Setup for Horizontal Labels

```

NUMBER: 1
ABBREVIATION: FI
FULL NAME: FORMAT INITIALIZATION
CONTROL CODE: W "^XA",!, "^LH0,0^FS",!
NUMBER: 2
ABBREVIATION: SL
FULL NAME: START LABEL
CONTROL CODE: W "^XA",! S DGY=30,DGX=10
NUMBER: 3
ABBREVIATION: ST
FULL NAME: START TEXT
CONTROL CODE: W "^FO",DGX,"",",", DGY,"^A0N,30,30" S DGY=DGY+40
NUMBER: 4
ABBREVIATION: STF
FULL NAME: START TEXT FIELD
CONTROL CODE: W "^FD"
NUMBER: 5
ABBREVIATION: ETF
FULL NAME: END TEXT FIELD
CONTROL CODE: W "^FS",!
NUMBER: 6
ABBREVIATION: EL
FULL NAME: END LABEL
CONTROL CODE: W "^XZ",!

```

EXAMPLE 2: CONTROL CODES SETUP FOR VERTICAL LABELS

```

NUMBER: 1
ABBREVIATION: FI
FULL NAME: FORMAT INITIALIZATION
CONTROL CODE: W "^XA",!, "^LH0,0^FS",!
NUMBER: 2
ABBREVIATION: SL
FULL NAME: START LABEL
CONTROL CODE: W "^XA",! S DGY=50,DGX=190
NUMBER: 3
ABBREVIATION: ST
FULL NAME: START TEXT
CONTROL CODE: W "^FO",DGX,"",", DGY,"^A0R,30,20" S DGX=DGX-40
NUMBER: 4
ABBREVIATION: STF
FULL NAME: START TEXT FIELD
CONTROL CODE: W "^FD"
NUMBER: 5
ABBREVIATION: ETF
FULL NAME: END TEXT FIELD
CONTROL CODE: W "^FS",!
NUMBER: 6
ABBREVIATION: EL
FULL NAME: END LABEL
CONTROL CODE: W "^XZ",!

```

14.6 Intermecc Label Printer

Intermec label printers require that a label format be sent to the printer prior to sending any data to print. The label format is defined in an M routine, which is then defined in the OPEN EXECUTE field (#6) of the TERMINAL TYPE file (#3.2).

Two sample formats are provided with patch DG*5.3*571 in routine DGPLBL1.

The entry point HINTERM^DGPLBL1 creates a horizontal format label and the entry point VINTERM^DGPLBL1 creates a vertical format label. The following setup examples show the OPEN EXECUTE (#6) and CONTROL CODES (#55) field values that were used in the development process and are provided to guide the user in this setup.

The examples are based on a 1 ½ by 3 ½ inch label.

Example: Control Codes Setup for Horizontal Labels

```

OPEN EXECUTE: D HINTERM^DGPLBL1
NUMBER: 1
ABBREVIATION: FI
FULL NAME: FORMAT INITIALIZATION
CONTROL CODE: W "<STX>R;<ETX>", !
NUMBER: 2
ABBREVIATION: SL
FULL NAME: START LABEL
CONTROL CODE: W "<STX><ESC>E2<ETX>", !, "<STX><CAN><ETX>", !
NUMBER: 3
ABBREVIATION: ST
FULL NAME: START TEXT
CONTROL CODE: W "<STX>"
NUMBER: 4
ABBREVIATION: ET
FULL NAME: END TEXT
CONTROL CODE: W "<CR><ETX>", !
NUMBER: 5
ABBREVIATION: EL
FULL NAME: END LABEL
CONTROL CODE: W "<STX><ETB><ETX>", !

```

EXAMPLE: CONTROL CODES SETUP FOR VERTICAL LABELS

```

OPEN EXECUTE: D VINTERM^DGPLBL1
NUMBER: 1
ABBREVIATION: FI

```

FULL NAME: FORMAT INITIALIZATION
CONTROL CODE: W "<STX>R;<ETX>",!
NUMBER: 2
ABBREVIATION: SL
FULL NAME: START LABEL
CONTROL CODE: W "<STX><ESC>E2<ETX>",!, "<STX><CAN><ETX>",!
NUMBER: 3
ABBREVIATION: ST
FULL NAME: START TEXT
CONTROL CODE: W "<STX>"
NUMBER: 4
ABBREVIATION: ET
FULL NAME: END TEXT
CONTROL CODE: W "<CR><ETX>",!
NUMBER: 5
ABBREVIATION: EL
FULL NAME: END LABEL
CONTROL CODE: W "<STX><ETB><ETX>",!

15 HL7 Interface Specification for Transmission of Ambulatory Care Data

NOTE: Starting October 1, 2018, the Ambulatory Care nightly job and Performance Monitor data extract daily transmissions, and monthly APM Performance Monitor Task generated from each VistA site are no longer needed to be sent to the AITC; the NPCDB is being shut down in Austin and the Corporate Data Warehouse (CDW) is replacing the database as the authoritative source. The VistA extracts done to populate the CDW will replace the need for the HL7 transmission.

This transmission has been stopped with Scheduling patch SD*5.3*640. This patch release includes:

- Disable AMB-CARE and SDPM logical links in the HL LOGICAL LINK file (#870).
- Unschedule the following three tasks:
 - Ambulatory Care Nightly Transmission to NPCDB [SCDX AMBCAR NIGHTLY XMIT]
 - Nightly job for PM data extract [SDOQM PM NIGHTLY JOB]
 - Schedule APM Performance Monitor Task [SCRPW APM TASK JOB].
- Place the following options 'out of order':
 - Ambulatory Care Nightly Transmission to NPCDB [SCDX AMBCAR NIGHTLY XMIT]
 - Retransmit Ambulatory Care Data by Date Range [SCDX AMBCAR RETRANS BY DATE]
 - Retransmit Selected Error Code [SCDX AMBCAR RETRANS ERROR]
 - Selective Retransmission of NPCDB Rejections [SCDX AMBCAR RETRANS SEL REJ]
 - Schedule APM Performance Monitor Task [SCRPW APM TASK JOB]
 - Performance Monitor Retransmit Report (AAC) [SCRPW PM RETRANSMIT REPORT]
 - Nightly job for PM data extract [SDOQM PM NIGHTLY JOB]

This interface specification specifies the information needed for Ambulatory Care data reporting. This data exchange will be triggered by specific outpatient events that relate to workload credit in VISTA. The basic communication protocol will be addressed, as well as the information that will be made available and how it will be obtained.

This application uses an abstract message approach and encoding rules specified by HL7. HL7 is used for communicating data associated with various events which occur in health care environments. For example, when a check out occurs in VISTA, the event will trigger an update patient information message. This message is an unsolicited transaction to all external systems interfacing with VISTA.

The formats of these messages conform to the Version 2.3 HL7 Interface Standards where applicable. HL7 custom message formats ("Z" segments) are used only when necessary.

15.1 Assumptions

Assumptions have been made at the beginning of this project in order to help define the scope and meet the initial needs in interfacing with the Austin Information Technology Center (AITC), (formerly the Austin Automation Center (AAC)).

15.1.1 Message Content

The data sent in the HL7 messages will be limited to the information that can be processed by the AITC, with the exception of the PID and ZPD segments, which will be populated using the nationally supported VISTA call. The data sent will also be limited to what is available in VISTA.

In order to capture the most information, specific outpatient events will generate messages to the AITC systems. This is not intended to cover all possible outpatient events, only those events which may result

in the capture of workload information and data needed to update the National Patient Care Database (NPCDB).

The mode for capturing data for outpatient events was chosen to capture as much of the data as possible. (See Data Capture and Transmission (1.2.2) for further information on the mode for capturing the outpatient events.)

15.1.2 Data Capture and Transmission

When AICS, PIMS, and PCE options or calls are used to update specific outpatient encounter data in VISTA, these events and changes will be captured. Any changes made to the VISTA database in non-standard ways, such as a direct global set by an application or by MUMPS code, will not be captured.

15.1.3 Background Messages

A nightly background job will be sending HL7 messages for each outpatient encounter event for the day.

15.1.4 Batch Messages & Acknowledgements

Batch messages will be used to transmit the outpatient encounter events.

Each batch message sent will be acknowledged at the application level. The batch acknowledgment will contain acknowledgment messages only for those messages containing errors.

Using this mode, it is possible that an empty batch acknowledgment will be sent. This will happen only when all messages in the batch being acknowledged were accepted.

15.1.5 VA MailMan Lower Level Protocol

HL7 V. 1.6 of the VA MailMan lower level protocol (LLP) will be used. This version of the VA MailMan LLP differs from HL7 V. 1.5 in that a blank line is placed between each segment in the message [denoting a carriage return].

15.2 HL7 Control Segments

This section defines the HL7 control segments supported by VistA. The messages are presented separately and defined by category. Segments are also described. The messages are presented in the following categories:

- Message Control
- Unsolicited Transactions from VistA (Section 3)

15.3 Message Definitions

From the VISTA perspective, all incoming or outgoing messages are handled or generated based on an event.

In this section, and the following sections, these elements will be defined for each message:

- The trigger events
- The message event code
- A list of segments used in the message
- A list of fields for each segment in the message

Each message is composed of segments. Segments contain logical groupings of data. Segments may be optional or repeatable. A [] indicates the segment is optional, the { } indicates the segment is repeatable.

For each message category there will be a list of HL7 standard segments or "Z" segments used for the message.

15.4 Segment Table Definitions

For each segment, the data elements are described in table format. The table includes the sequence number (SEQ), maximum length (LEN), data type (DT), required or optional (R/O), repeatable (RP/#), the table number (TBL #), the element name, and the VISTA description.

Each segment is described in the following sections.

15.5 Message Control Segments

This section describes the message control segments which are contained in message types described in this document. These are generic descriptions.

Any time any of the segments described in this section are included in a message in this document, the VISTA descriptions and mappings will be as specified here, unless otherwise specified in that section.

15.5.1 MSH - MESSAGE HEADER SEGMENTS

The sequences are as follows

MSH - MESSAGE HEADER SEGMENT							
SEQ	LEN	DT	R/O	RP/#	TBL #	ELEMENT NAME	VISTA DESCRIPTION
1	1	ST	R			Field Separator	Recommended value is ^ (caret)
2	4	ST	R			Encoding Characters	Recommended delimiter values: Component = ~ (tilde) Repeat = (bar) Escape = \ (back slash) Subcomponent = & (ampersand)
3	15	ST				Sending Application	When originating from facility: AMBCARE-DH441 When originating from NPCDB NPCD-AAC*
4	20	ST				Sending Facility	When originating from facility:

							Station's facility number When originating from NPCDB: 200
5	30	ST				Receiving Application	Not used
6	30	ST				Receiving Facility	Not used
7	26	TS				Date/Time Of Message	Date and time message was created
8	40	ST				Security	Not used
9	7	CM	R		0076 0003	Message Type	2 Components Component 1: Refer to Table 0076 Component 2: Refer to Table 0003
10	20	ST	R			Message Control ID	Automatically generated by VISTA HL7 Package
11	1	ID	R		0103	Processing ID	P (production)
12	8	ID	R		0104	Version ID	2.3 (Version 2.3)
13	15	NM				Sequence Number	Not used
14	180	ST				Continuation Pointer	Not used
15	2	ID			0155	Accept Acknowledgment Type	NE (never acknowledge)
16	2	ID			0155	Application Acknowledgment Type	AL (always acknowledge)
17	2	ID				Country Code	Not used
*AAC stands for Austin Automation Center. The name of that facility has been changed to Austin Information Technology Center.							

15.5.2 BHS - Batch Header Segment

SEQ	LEN	DT	R/O	RP/#	TBL#	ELEMENT NAME	VISTA DESCRIPTION
-----	-----	----	-----	------	------	--------------	-------------------

SEQ	LEN	DT	R/O	RP/#	TBL#	ELEMENT NAME	VISTA DESCRIPTION
1	1	ST	R			Batch Field Separator	Recommended value is ^ (caret)
2	4	ST	R			Batch Encoding Characters	Recommended delimiter values: Component = ~ (tilde) Repeat = (bar) Escape = \ (back slash) Subcomponent = & (ampersand)
3	15	ST				Batch Sending Application	When originating from facility: AMBCARE-DH142 When originating from NPCDB: NPCD-AAC*
4	20	ST				Batch Sending Facility	When originating from facility: Station's facility number When originating from NPCDB: 200
5	15	ST				Batch Receiving Application	When originating from facility: NPCD-AAC When originating from NPCDB: AMBCARE-DH142
6	20	ST				Batch Receiving Facility	When originating from facility: 200 When originating from NPCDB: Station's facility number
7	26	TS				Batch Creation Date/Time	Date and time batch message was created
8	40	ST				Batch Security	Not used
	20	ST				<i>Batch Name/ID/Type</i>	<i>4 Components²:</i> <i>Component 1: Not used</i> <i>Component 2: P</i> <i>Component 3: ADT/Z00</i> <i>Component 4: 2.3</i>

SEQ	LEN	DT	R/O	RP/#	TBL#	ELEMENT NAME	VISTA DESCRIPTION
10	80	ST				Batch Comment	2 Components ³ : Component 1: <i>Refer to Table 0008</i> Component 2: Text Message
11	20	ST				Batch Control ID	Automatically generated by VISTA HL7 Package
12	20	ST				Reference Batch Control ID	Batch Control ID of batch message being acknowledged

The VISTA HL7 package has placed special meaning on this field.

*AAC stands for Austin Automation Center. The name of that facility has been changed to Austin Information Technology Center.

15.5.3 BTS - Batch Trailer Segment

BTS - BATCH TRAILER SEGMENT

SEQ	LEN	DT	R/O	RP/#	TBL#	ELEMENT NAME	VISTA DESCRIPTION
1	10	ST			0093	Batch Message Count	Number of messages within batch
2	80	ST			0094	Batch Comment	Not used
3	100	CM		Y	0095	Batch Totals	Not used

15.5.4 MSA - MESSAGE ACKNOWLEDGMENT SEGMENT

SEQ	LEN	DT	R/O	RP/#	TBL#	ELEMENT NAME	VISTA DESCRIPTION
1	2	ID	R		0008	Acknowledgment Code	<i>Refer to Table 0008</i>

³ The **VISTA** HL7 package has placed special meaning on this field. Note that this field is only used with batch acknowledgments.

SEQ	LEN	DT	R/O	RP/#	TBL#	ELEMENT NAME	VISTA DESCRIPTION
2	20	ST	R			Message Control ID	Message Control ID of message being acknowledged
3	80	ST			NPCD 001	Text Message	Repetitive list of error codes denoting why the message was rejected ⁴
4	15	NM				Expected Sequence Number	Not used
5	1	ID			0102	Delayed Acknowledgment Type	Not used
6	100	CE				Error Condition	Not used

15.5.5 EVN - EVENT TYPE SEGMENT

SEQ	LEN	DT	R/O	RP/#	TBL#	ELEMENT NAME	VISTA DESCRIPTION
1	3	ID	R		0003	Event Type Code	<i>Refer to Table 0003</i>
2	26	TS	R			Date/Time of Event	Date/Time Event Occurred
3	26	TS				Date/Time Planned Event	Not used
4	3	ID			0062	Event Reason Code	Not used
5	60	CN			0188	Operator ID	Not used

⁴ Special meaning placed on this field to support multiple rejection reasons by the National Patient Care Database (NPCDB).

15.6 PID - Patient Identification Segment

Please refer to “Section 3.15.PID-Patient Identification Segment” in the “MPI/PD HL7 Interface Specification” manual found on the VistA Documentation Library (VDL) at the following address.

<http://www.va.gov/vdl/application.asp?appid=16>

15.6.1 PD1 - Patient Additional Demographic Segment

SEQ	LEN	DT	R/O	RP/#	TBL#	ELEMENT NAME	VISTA DESCRIPTION
1	2	IS	O	Y	0223	LIVING DEPENDENCY	NOT USED
2	2	IS	O		0220	LIVING ARRANGEMENT	NOT USED
3	90	XON	O	Y		PATIENT PRIMARY FACILITY ⁵	<u>8 COMPONENTS</u> FACILITY NAME NOT USED FACILITY NUMBER NOT USED NOT USED NOT USED NOT USED NOT USED

⁵ This element is only available from CIRN enabled facilities.

SEQ	LEN	DT	R/O	RP/#	TBL#	ELEMENT NAME	V/STA DESCRIPTION
4	90	XCN	O	Y		PATIENT PRIMARY CARE PROVIDER NAME & ID NO.	<u>14 COMPONENTS</u> <u>2 SUB-COMPONENTS</u> POINTER TO ENTRY IN NEW PERSON FILE (#200) FACILITY NUMBER NOT USED NOT USED NOT USED NOT USED NOT USED NOT USED THIS WILL ALWAYS BE VA200 (NEW PERSON FILE) NOT USED NOT USED NOT USED NOT USED NOT USED NOT USED
5	2	IS	O		0231	STUDENT INDICATOR	NOT USED
6	2	IS	O		0295	HANDICAP	NOT USED
7	2	IS	O		0315	LIVING WILL	NOT USED
8	2	IS	O		0316	ORGAN DONOR	NOT USED
9	2	ID	O		0136	SEPARATE BILL	NOT USED
10	2	CX	O	Y		DUPLICATE PATIENT	NOT USED
11	1	CE	O		0125	PUBLICITY INDICATOR	NOT USED
12	1	ID	O		01293	PROTECTION INDICATOR	NOT USED

15.6.2 PV1 - Patient Visit Segment

SEQ	LEN	DT	R/O	RP/#	TBL#	ELEMENT NAME	VISTA DESCRIPTION
1	4	SI				Set ID - Patient Visit	Sequential Number
2	1	ID	R		0004	Patient Class	This will always be O (outpatient)
3	12	CM				Assigned Patient Location	Not used
4	4	ID			0007	Admission Type	<i>Refer to Table SD009 (Purpose of Visit)</i>
5	20	ST				Preadmit Number	Not used
6	12	CM				Prior Patient Location	Not used
7	60	CN			0010	Attending Doctor	Not used
8	60	CN			0010	Referring Doctor	Not used
9	60	CN		Y	0010	Consulting Doctor	Not used
10	3	ID			0069	Hospital Service	Not used
11	12	CM				Temporary Location	Not used
12	2	ID			0087	Preadmit Test Indicator	Not used
13	2	ID			0092	Readmission Indicator	Not used
14	3	ID			0023	Admit Source	<i>Refer to Table 0023 (Location of Visit)</i>
15	2	ID		Y	0009	Ambulatory Status	Not used
16	2	ID			0099	VIP Indicator	Not used
17	60	CN			0010	Admitting Doctor	Not used
18	2	ID			0018	Patient Type	Not used
19	15	NM				Visit Number	Pointer to entry in OUTPATIENT ENCOUNTER file (#409.68)
20	50	CM		Y	0064	Financial Class	Not used

SEQ	LEN	DT	R/O	RP/#	TBL#	ELEMENT NAME	V/STA DESCRIPTION
21	2	ID			0032	Charge Price Indicator	Not used
22	2	ID			0045	Courtesy Code	Not used
23	2	ID			0046	Credit Rating	Not used
24	2	ID		Y	0044	Contract Code	Not used
25	8	DT		Y		Contract Effective Date	Not used
26	12	NM		Y		Contract Amount	Not used
27	3	NM		Y		Contract Period	Not used
28	2	ID			0073	Interest Code	Not used
29	1	ID			0110	Transfer to Bad Debt Code	Not used
30	8	DT				Transfer to Bad Debt Date	Not used
31	10	ID			0021	Bad Debt Agency Code	Not used
32	12	NM				Bad Debt Transfer Amount	Not used
33	12	NM				Bad Debt Recovery Amount	Not used
34	1	ID			0111	Delete Account Indicator	Not used
35	8	DT				Delete Account Date	Not used
36	3	ID			0112	Discharge Disposition	Not used
37	25	CM			0113	Discharged to Location	Not used

SEQ	LEN	DT	R/O	RP/#	TBL#	ELEMENT NAME	VISTA DESCRIPTION
38	2	ID			0114	Diet Type	Not used
39	76	ID			0115	Servicing Facility	Facility number and suffix
40	1	ID			0116	Bed Status	Not used
41	2	ID			0117	Account Status	Not used
42	12	CM				Pending Location	Not used
43	12	CM				Prior Temporary Location	Not used
44	26	TS				Admit Date/Time	Date/time of encounter
45	26	TS				Discharge Date/Time	Not used
46	12	NM				Current Patient Balance	Not used
47	12	NM				Total Charges	Not used
48	12	NM				Total Adjustments	Not used
49	12	NM				Total Payments	Not used
50	20	CM				Alternate Visit ID	Unique Identifier (PCE)

⁶ According to the HL7 standard, the maximum length of this element is 2.

15.6.3 PV2 - Patient Visit - Additional Information Segment

SEQ	LEN	DT	OPT	RP/#	TBL#	ITEM#	ELEMENT NAME	VISTA DESCRIPTIO N
1	80	PL	C			00181	Prior Pending Location	Not used
2	250	CE	O		0129	00182	Accommodation Code	Not used
3	250	CE	O			00183	Admit Reason	Not used
4	250	CE	O			00184	Transfer Reason	Not used
5	25	ST	O	Y		00185	Patient Valuables	Not used
6	25	ST	O			00186	Patient Valuables Location	Not used
7	2	IS	O	Y	0130	00187	Visit User Code	Not used
8	26	TS	O			00188	Expected Admit Date/Time	Not used
9	26	TS	O			00189	Expected Discharge Date/Time	Not used
10	3	NM	O			00711	Estimated Length of Inpatient Stay	Not used
11	3	NM	O			00712	Actual Length of Inpatient Stay	Not used
12	50	ST	O			00713	Visit Description	Not used
13	250	XCN	O	Y		00714	Referral Source Code	Not used
14	8	DT	O			00715	Previous Service Date	Not used
15	1	ID	O		0136	00716	Employment Illness Related Indicator	Not used
16	1	IS	O		0213	00717	Purge Status Code	Not used
17	8	DT	O			00718	Purge Status Date	Not used
18	2	IS	O		0214	00719	Special Program Code	Not used
19	1	ID	O		0136	00720	Retention Indicator	Not used
20	1	NM	O			00721	Expected Number of Insurance Plans	Not used

SEQ	LEN	DT	OPT	RP/#	TBL#	ITEM#	ELEMENT NAME	VISTA DESCRIPTIO N
21	1	IS	O		0215	00722	Visit Publicity Code	Not used
22	1	ID	O	Y	0136	00723	Visit Protection Indicator	Visit Protection Indicator
23	250	XON	O			00724	Clinic Organization Name	Not used
24	2	IS	O		0216	00725	Patient Status Code	Not used
25	1	IS	O		0217	00726	Visit Priority Code	Not used
26	8	DT	O			00727	Previous Treatment Date	Not used
27	2	IS	O		0112	00728	Expected Discharge Disposition	Not used
28	8	DT	O			00729	Signature on File Date	Not used
29	8	DT	O			00730	First Similar Illness Date	Not used
30	250	CE	O		0218	00731	Patient Charge Adjustment Code	Not used
31	2	IS	O		0219	00732	Recurring Service Code	Not used
32	1	ID	O		0136	00733	Billing Media Code	Not used
33	26	TS	O			00734	Expected Surgery Date and Time	Not used
34	1	ID	O		0136	00735	Military Partnership Code	Not used
35	1	ID	O		0136	00736	Military Non-Availability Code	Not used
36	1	ID	O		0136	00737	Newborn Baby Indicator	Not used
37	1	ID	O		0136	00738	Baby Detained Indicator	Not used
38	250	CE	O		0430	01543	Mode of Arrival Code	Not used
39	250	CE	O	Y	0431	01544	Recreational Drug Use Code	Not used
40	250	CE	O		0432	01545	Admission Level of Care Code	Not used
41	250	CE	O	Y	0433	01546	Precaution Code	Not used

SEQ	LEN	DT	OPT	RP/#	TBL#	ITEM#	ELEMENT NAME	VISTA DESCRIPTIO N
42	250	CE	O		0434	01547	Patient Condition Code	Not used
43	2	IS	O		0315	00759	Living Will Code	Not used
44	2	IS	O		0316	00760	Organ Donor Code	Not used
45	250	CE	O	Y	0435	01548	Advance Directive Code	Not used
46	8	DT	O			01549	Patient Status Effective Date	Not used
47	26	TS	C			01550	Expected LOA Return Date/Time	Not used
48	26	TS	O			01841	Expected Pre-admission Testing Date/Time	Not used

15.6.4 DG1 - Diagnosis Information Segment

SEQ	LEN	DT	R/O	RP/#	TBL#	ELEMENT NAME	VISTA DESCRIPTION
1	4	SI	R			Set ID - Diagnosis	Sequential Number
2	3	ID	R		0053	Diagnosis Coding Method	I9 = ICD-9-CM I10 = ICD-10-CM
3	8	CE	R		0051	Diagnosis Code	Diagnosis code from OUTPATIENT DIAGNOSIS (#409.43) and ICD DIAGNOSIS (#80) files Refer to Table 0051 for sample listing of possible values
4	60	ST	R			Diagnosis Description	Corresponding diagnosis description from ICD DIAGNOSIS (#80) file Refer to Table 0051 for sample listing of possible values
5	26	TS				Diagnosis Date/Time	Date/time of encounter
6	2	ID			0052	Diagnosis Type	Not used
7	60	CE			0118	Major Diagnostic Category	Not used
8	4	ID			0055	Diagnostic Related Group	Not used
9	2	ID				DRG Approval Indicator	Not used
10	2	ID			0056	DRG Grouper Review Code	Not used
11	60	CE			0083	Outlier Type	Not used
12	3	NM				Outlier Days	Not used

SEQ	LEN	DT	R/O	RP/#	TBL#	ELEMENT NAME	VISTA DESCRIPTION
13	12	NM				Outlier Cost	Not used
14	4	ST				Grouper Version And Type	Not used
15	2	NM	Q			Diagnosis Priority	Will contain 1 if this is the primary diagnosis for the episode
16	60	CN				Diagnosing Clinician	Not used

15.6.5 PR1 - Procedure Information Segment

SEQ	LEN	DT	R/O	RP/#	TBL#	ELEMENT NAME	VISTA DESCRIPTION
1	4	SI	R			Set ID - Procedure	Sequential Number
2	2	ID	R		0089	Procedure Coding Method	Not used
3	80	CE	R		0088	Procedure Code	3 Components: 1. Procedure Code 2. Corresponding procedure description from CPT file (#81) 3. Coding Method (this will always be C4) <i>Refer to Table 0088 for sample listing of possible procedure codes and descriptions</i>
4	40	ST				Procedure Description	Not used
5	26	TS				Procedure Date/Time	Not used
6	2	ID			0090	Procedure Type	Not used
7	4	NM				Procedure Minutes	Not used
8	60	CN				Anesthesiologist	Not used
9	2	ID			0019	Anesthesia Code	Not used
10	4	NM				Anesthesia Minutes	Not used
11	60	CN				Surgeon	Not used
12	60	CM		Y		Procedure Practitioner	Not used
13	2	ID			0059	Consent Code	Not used
14	2	NM				Procedure Priority	Not used
15	80	CD				Associated Diagnosis Code	Not used

SEQ	LEN	DT	R/O	RP/#	TBL#	ELEMENT NAME	VISTA DESCRIPTION
16	80	CE		Y	0340	Procedure Code Modifier	<p>3 Components:</p> <ol style="list-style-type: none"> 1. Modifier Code 2. Corresponding modifier description from CPT MODIFIER file (#81.3) 3. Coding Method C=CPT H=HCPCS <p><i>Refer to Table 0340 for sample listing of possible modifier codes and descriptions</i></p>

15.6.6 ROL - Role Segment

SEQ	LEN	DT	R/O	RP/#	TBL#	ELEMENT NAME	VISTA DESCRIPTION
1	60	EI	R			Role Instance ID	<u>4 Components</u> Entity Identifier ^{7 8} Not used Not used Not used
2	2	ID	R		0287	Action Code	This will always be CO (correct)
3	80	CE	R			Role	<u>6 Components</u> Provider Type Code Not used This will always be VA8932.1 (PERSON CLASS file) Primary Encounter Provider Designation Not used This will always be VA01

⁷ This element will be 1-15 characters/digits followed by a hyphen (-) followed by 3 characters/digits followed by a hyphen (-) followed by 1-15 digits followed by an asterisk (*) followed by 1-4 digits. (Ex: 123AZ-ALB-1934*1)

⁸ The trailing set of digits (i.e., everything to the right of the asterisk) are an appended Set ID and should be treated as such.

SEQ	LEN	DT	R/O	RP/#	TBL#	ELEMENT NAME	VISTA DESCRIPTION
4	80	XCN	R	Y/2		Role Person	<u>14 Components</u> Repetition 1 <u>2 Sub-Components</u> Pointer to entry in NEW PERSON file (#200) Facility Number Not used Not used Not used Not used Not used Not used This will always be VA200 (NEW PERSON file) Not used Not used Not used Not used Not used Not used Repetition 2 SSN Not used Not used Not used Not used Not used Not used This will always be SSA (Social Security Administration) Not used Not used Not used Not used

SEQ	LEN	DT	R/O	RP/#	TBL#	ELEMENT NAME	VISTA DESCRIPTION
5	26	TS	O			Role Begin Date/Time	Not used
6	26	TS	O			Role End Date/Time	Not used
7	80	CE	O			Role Duration	Not used
8	80	CE	O			Role Action Reason	Not used

15.6.7 ZPD - VA-Specific Patient Information Segment

SEQ	LEN	DT	R/O	RP/#	TBL#	VISTA ELEMENT NAME
1	4	SI	R			SET ID - PATIENT ID
2	60	ST				REMARKS
3	20	ST				PLACE OF BIRTH CITY
4	2	ST				PLACE OF BIRTH STATE
5	2	ID			VA02	CURRENT MEANS TEST STATUS
6	35	ST				FATHER'S NAME
7	35	ST				MOTHER'S NAME
8	1	ID			VA01	RATED INCOMPETENT
9	19	TS				DATE OF DEATH
10	48	PN				COLLATERAL SPONSOR
11	1	ID			VA01	ACTIVE HEALTH INSURANCE?
12	1	ID			VA01	COVERED BY MEDICAID?

SEQ	LEN	DT	R/O	RP/#	TBL#	V/STA ELEMENT NAME
13	19	TS				DATE MEDICAID LAST ASKED
14	1	ID			VA07	RACE ⁹
15	3	ID			VA08	RELIGION ¹⁰
16	1	ID			VA01	HOMELESS INDICATOR
17	1	ID				POW STATUS INDICATED?
18	2	ID			VA12	TYPE OF INSURANCE
19	1	ID			VA14	MEDICATION COPAYMENT EXEMPTION STATUS
20	1	ID			VA002 3	PRISONER OF WAR LOCATION CODE
21	30	ST				PRIMARY CARE TEAM

⁹ This element is also found in the Patient Identification (PID) segment.

¹⁰ This element is also found in the Patient Identification (PID) segment.

15.6.8 ZEL - VA-Specific Patient Eligibility Segment

SEQ	LEN	DT	R/O	RP/#	TBL#	V/STA ELEMENT NAME
1	4	SI	R			SET ID
2	2	ID			VA04	ELIGIBILITY CODE
3	16	CK				LONG ID
4	12	ST				SHORT ID
5	1	ID			VA05	DISABILITY RETIREMENT FROM MIL.
6	8	NM				CLAIM FOLDER NUMBER
7	40	ST				CLAIM FOLDER LOCATION
8	1	ID			VA01	VETERAN?
9	30	ST				TYPE OF PATIENT
10	1	ID			VA06	ELIGIBILITY STATUS
11	8	DT				ELIGIBILITY STATUS DATE
12	8	DT				ELIGIBILITY INTERIM RESPONSE
13	50	ST				ELIGIBILITY VERIFICATION METHOD
14	1	ID			VA01	RECEIVING A&A BENEFITS?
15	1	ID			VA01	RECEIVING HOUSEBOUND BENEFITS?
16	1	ID			VA01	RECEIVING A VA PENSION?
17	1	ID			VA01	RECEIVING A VA DISABILITY?
18	1	ID			VA01	EXPOSED TO AGENT ORANGE
19	1	ID			VA01	RADIATION EXPOSURE INDICATED?
20	1	ID			VA01	SW ASIA CONDITIONS?
21	5	NM				TOTAL ANNUAL VA CHECK AMOUNT
22	1	ID			VA002 2	RADIATION EXPOSURE METHOD CODE

SEQ	LEN	DT	R/O	RP/#	TBL#	V/STA ELEMENT NAME
23	1	ID			VA003 6	MILITARY SEXUAL TRAUMA STATUS
24	8	DT				DATE MILITARY SEXUAL TRAUMA STATUS CHANGED
25	7	ID			VA011 5	SITE DETERMINING MST STATUS
26	8	DT				AGENT ORANGE REGISTRATION DATE
27	8	DT				AGENT ORANGE EXAM DATE
28	6	NM				AGENT ORANGE REGISTRATION #
29	1	ID			VA004 6	AGENT ORANGE EXPOSURE LOCATION
30	8	DT				RADIATION REGISTRATION DATE
31	8	DT				SW ASIA COND EXAM DATE
32	8	DT				SW ASIA COND REGISTRATION DATE
33	8	DT				MONETARY BEN. VERIFY DATE
34	8	DT				USER ENROLLEE VALID THROUGH
35						USER ENROLLEE SITE
36						ELIGIBILITY VERIFICATION SOURCE AND SITE
37	1	ID			VA01	COMBAT VETERAN
38	8	DT				COMBAT VETERAN STATUS END DATE
39	1	ID			VA01	DISCHARGE DUE TO DISABILITY?
40	1	ID			VA01	PROJECT 112/SHAD?

15.6.9 VA-Specific Income Segment

SEQ	LEN	DT	R/O	RP/#	TBL#	VISTA ELEMENT NAME
1	4	SI	R			SET ID
2	1	ID			VA01	MARRIED LAST CALENDAR YEAR
3	1	ID			VA01	LIVED WITH PATIENT
4	8	NM				AMOUNT CONTRIBUTED TO SPOUSE
5	1	ID			VA01	DEPENDENT CHILDREN
6	1	ID			VA01	INCAPABLE OF SELF-SUPPORT
7	1	ID			VA01	CONTRIBUTED TO SUPPORT
8	1	ID			VA01	CHILD HAD INCOME
9	1	ID			VA01	INCOME AVAILABLE TO YOU
10	2	NM				NUMBER OF DEPENDENT CHILDREN
11	2	ST				NUMBER OF DEPENDENTS
12	10	NM				PATIENT INCOME
13	2	ID			VA10	MEANS TEST INDICATOR

15.6.10 ZCL - VA-Specific Outpatient Classification Segment

SEQ	LEN	DT	R/O	RP/#	TBL#	VISTA ELEMENT NAME
1	4	SI	R			SET ID
2	2	ID	R		SD008	Outpatient Classification Type
3	50	ST				Value

15.6.11 ZSC - VA-Specific Stop Code Segment

SEQ	LEN	DT	R/O	RP/#	TBL#	VISTA ELEMENT NAME
1	4	SI	R			Sequential number

SEQ	LEN	DT	R/O	RP/#	TBL#	VISTA ELEMENT NAME
2	4	ID	R		SD00 1	Stop Code
3	30	ST			SD00 1	Name
4	1	NM				Cost Distribution Center
5	1	ID				Current Exempt. Fr Classification

15.6.12 ZSP - VA-Specific Service Period Segment

SEQ	LEN	DT	R/O	RP/#	TBL#	VISTA ELEMENT NAME
1	4	SI	R			SET ID
2	1	ID	R		VA01	SERVICE CONNECTED?
3	3	NM				SERVICE CONNECTED PERCENTAGE
4	2	ID			VA11	PERIOD OF SERVICE
5	1	ST				VIETNAM SERVICE INDICATED?
6	1	ID			VA01	P&T
7	1	ID			VA01	UNEMPLOYABLE
8	19	TS				SC AWARD DATE

15.6.13 ZEN - VA-Specific Enrollment Segment

SEQ	LEN	DT	R/O	RP/#	TBL#	VISTA ELEMENT NAME
1	4	SI	R			SET ID
2	8	DT				ENROLLMENT DATE
3	1	ID			VA002 4	SOURCE OF ENROLLMENT
4	1	ID			VA001 5	ENROLLMENT STATUS
5	1	ID			VA001 6	REASON CANCELED/DECLINED

SEQ	LEN	DT	R/O	RP/#	TBL#	V/STA ELEMENT NAME
6	60	TX				CANCELED/DECLINED REMARKS
7	7	ID			VA011 5	FACILITY RECEIVED
8	7	ID			VA011 5	PRIMARY FACILITY
9	1	ID			VA002 1	ENROLLMENT PRIORITY
10	8	DT				EFFECTIVE DATE

15.7 PURPOSE

This section defines the HL7 message transactions that are necessary to support the outpatient database interface for the Austin Information Technology Center (AITC), (formerly the Austin Automation Center (AAC)).

These messages will use the generic HL7 format, so that they can be expanded later to support new interfaces at other facilities.

15.8 Trigger Events and Message Definitions

Each triggering event is listed below, along with the applicable form of the message to be exchanged. The notation used to describe the sequence, optionally, and repetition of segments is described in the HL7 Final Standard Manual, Chapter 2, Section 2.4.8, Chapter Formats for Defining Abstract Messages, and in summary form, in Section 2.1 of this document.

15.8.1 Update Patient Information (A08)

The Outpatient Event Driver will be triggered under the following circumstances:

- When an outpatient appointment is checked out
- When a checked out outpatient appointment is edited
- When stop codes for an outpatient appointment are added or edited
- When a check out creates an occasion of service

Taking advantage of the outpatient event driver, this will trigger an A08 message to be sent. The receiving system will replace any data that exists with the “new” data that is transmitted with this message.

ADT	ADT Message
MSH	Message Header
EVN	Event Type
PID	Patient Identification
PD1	Patient Additional Demographic

PIMS

PV1	Patient Visit
PV2	Patient Visit Additional Information
[{ DG1 }]	Diagnosis Information
{ PR1 }	Procedure Information
{ROL}	Role
ZPD	VA-Specific Patient Information
ZEL	VA-Specific Patient Eligibility Information
ZIR	VA-Specific Income
{ZCL}	VA-Specific Outpatient Classification
{ZSC}	VA-Specific Stop Code
ZSP	VA-Specific Service Period
ZEN	VA Specific Enrollment
ACK	General Acknowledgment Message
MSH	Message Header
MSA	Message Acknowledgment

15.8.2 Delete a Patient Record (A23)

When a check out is deleted, this message instructs the receiver to delete the information for this patient's visit.

ADT	ADT Message
MSH	Message Header
EVN	Event Type
PID	Patient Identification
PD1	Patient Additional Demographic
PV1	Patient Visit
ZPD	VA-Specific Patient Information
ACK	General Acknowledgment Message
MSH	Message Header
MSA	Message Acknowledgment

15.9 SUPPORTED AND USER-DEFINED HL7 TABLES

15.9.1 TABLE 0001 - SEX

VALUE	DESCRIPTION
F	FEMALE
M	MALE
O	OTHER
U	UNKNOWN

15.9.2 TABLE 0002 - MARITAL STATUS

VALUE	DESCRIPTION
A	SEPARATED
D	DIVORCED
M	MARRIED
S	SINGLE
W	WIDOWED

15.9.3 TABLE 0003 - EVENT TYPE CODE

VALUE	DESCRIPTION
A08	UPDATE PATIENT INFORMATION
A23	DELETE PATIENT RECORD

15.9.4 TABLE 0008 - ACKNOWLEDGMENT CODE

VALUE	DESCRIPTION
AA	APPLICATION ACKNOWLEDGMENT: ACCEPT
AE	APPLICATION ACKNOWLEDGMENT: ERROR
AR	APPLICATION ACKNOWLEDGMENT: REJECT
CA	ACCEPT ACKNOWLEDGMENT: COMMIT ACCEPT
CE	ACCEPT ACKNOWLEDGMENT: COMMIT ERROR
CR	ACCEPT ACKNOWLEDGMENT: COMMIT REJECT

15.9.5 TABLE 0023 - ADMIT SOURCE (USER DEFINED)

Used for Location of Visit. Sample listing of possible values.

VALUE	DESCRIPTION
1	THIS FACILITY
6	OTHER FACILITY

15.9.6 TABLE 0051 - DIAGNOSIS CODE (USER DEFINED)

Use ICD DIAGNOSIS (#80) file, Code Number (.01) for value and Diagnosis (3) for Description. Sample listing of possible values.

VALUE	DESCRIPTION
253.2	PANHYPOTUITARISM
253.3	PITUITARY DWARFISM
253.4	ANTER PITUITARY DIS NEC
253.5	DIABETES INSIPIDUS
253.6	NEUROHYPOPHYSIS DIS NEC
253.7	IATROGENIC PITUITARY DIS
253.8	DISEASES OF THYMUS NEC
253.9	PITUITARY DISORDER NOS
254.1	ABSCCESS OF THYMUS
254.8	DISEASES OF THYMUS NEC
254.9	DISEASE OF THYMUS NOS
255.1	HYPERALDOSTERONISM
255.2	ADRENOGENITAL DISORDERS

15.9.7 TABLE 0069 - HOSPITAL SERVICE (USER DEFINED)

Use SPECIALTY file (#42.4), PTF Code (.001). Sample listing of possible values.

VALUE	DESCRIPTION
2	CARDIOLOGY
6	DERMATOLOGY
7	ENDOCRINOLOGY
8	GEM ACUTE MEDICINE
12	CORONARY CARE UNIT
12	EMERGENCY MEDICINE

15	GENERAL MEDICINE
21	BLIND REHAB
31	GEM INTERMEDIATE CARE
55	EVAL/BRF TRMT PTSD
72	ALCOHOL
85	DOM
88	DOMICILIARY PTSD
91	GASTROENTEROLOGY
92	GEN INTERMEDIATE PSYCH

15.9.8 TABLE 0076 - MESSAGE TYPE

VALUE	DESCRIPTION
ADT	ADT MESSAGE
ACK	GENERAL ACKNOWLEDGMENT

15.9.9 TABLE 0088 - PROCEDURE CODE (USER DEFINED)

Sample listing of possible values.

VALUE	DESCRIPTION
10141	INCISION AND DRAINAGE OF HEMATOMA; COMPLICATED

15.9.10 TABLE 0115 - SERVICING FACILITY (USER DEFINED)

Sample listing of possible values.

VALUE	DESCRIPTION
512 9AC	Perry Point (Nursing Home)

15.9.11 TABLE 0133 - PROCEDURE PRACTITIONER TYPE (USER DEFINED)

Sample listing of possible values.

VALUE	OCCUPATION	SPECIALTY	SUBSPECIALTY
V110000	Physicians (M.D.) and Osteopaths (D.O.)		
V110100	Physicians (M.D.) and Osteopaths (D.O.)	Addiction Medicine	
V110300	Physicians (M.D.) and Osteopaths (D.O.)	Allergy and Immunology	
V110301 and Laboratory	Physicians (M.D.) and Osteopaths (D.O.)	Allergy and Immunology	Clinical
V110200	Physicians (M.D.) and Osteopaths (D.O.)	Allergy	
V110400	Physicians (M.D.) and Osteopaths (D.O.)	Anesthesiology	
V110401	Physicians (M.D.) and Osteopaths (D.O.)	Anesthesiology Critical Care	
V110402	Physicians (M.D.) and Osteopaths (D.O.)	Anesthesiology Pain Management	

15.9.12 TABLE 0136 - YES/NO INDICATOR

VALUE	DESCRIPTION
Y	YES
N	NO

15.9.13 TABLE SD001 - SERVICE INDICATOR (STOP CODE)

Sample listing of possible values.

VALUE	DESCRIPTION
104	PULMONARY FUNCTION
105	X-RAY
106	EEG
107	EKG
108	LABORATORY
109	NUCLEAR MEDICINE
110	CARDIOVASCULAR NUCLEAR MED
111	ONCOLOGICAL NUCLEAR MED
112	INFECTIOUS DISEASE NUCLEAR MED
113	RADIONUCLIDE TREATMENT
114	SING PHOTON EMISS TOMOGRAPHY
115	ULTRASOUND
117	NURSING
118	HOME TREATMENT SERVICES

119 COMM NURSING HOME FOLLOW-UP

15.9.14 TABLE SD008 - OUTPATIENT CLASSIFICATION TYPE

VALUE	DESCRIPTION
1	AGENT ORANGE
2	IONIZING RADIATION
3	SERVICE CONNECTED
4	SW ASIA CONDITIONS
5	MILITARY SEXUAL TRAUMA
6	HEAD AND/OR NECK CANCER
7	COMBAT VETERAN
8	PROJECT 112/SHAD

15.9.15 TABLE SD009 - PURPOSE OF VISIT

Value denotes a combination of Purpose of Visit & Appointment Type.

VALUE	PURPOSE OF VISIT	APPOINTMENT TYPE
0101	C&P	COMPENSATION & PENSION
0102	C&P	CLASS II DENTAL
0103	C&P	ORGAN DONORS
0104	C&P	EMPLOYEE
0105	C&P	PRIMA FACIA
0106	C&P	RESEARCH
0107	C&P	COLLATERAL OF VET.
0108	C&P	SHARING AGREEMENT
0109	C&P	REGULAR
0111	C&P	SERVICE CONNECTED
0201	10-10	COMPENSATION & PENSION
0202	10-10	CLASS II DENTAL
0203	10-10	ORGAN DONORS
0204	10-10	EMPLOYEE
0205	10-10	PRIMA FACIA
0206	10-10	RESEARCH
0207	10-10	COLLATERAL OF VET.
0208	10-10	SHARING AGREEMENT
0209	10-10	REGULAR

0211	10-10	SERVICE CONNECTED
0301	SCHEDULED VISIT	COMPENSATION & PENSION
0302	SCHEDULED VISIT	CLASS II DENTAL
0303	SCHEDULED VISIT	ORGAN DONORS
0304	SCHEDULED VISIT	EMPLOYEE
0305	SCHEDULED VISIT	PRIMA FACIA
0306	SCHEDULED VISIT	RESEARCH
0307	SCHEDULED VISIT	COLLATERAL OF VET.
0308	SCHEDULED VISIT	SHARING AGREEMENT
0309	SCHEDULED VISIT	REGULAR
0311	SCHEDULED VISIT	SERVICE CONNECTED
0401	UNSCHED. VISIT	COMPENSATION & PENSION
0402	UNSCHED. VISIT	CLASS II DENTAL
0403	UNSCHED. VISIT	ORGAN DONORS
0404	UNSCHED. VISIT	EMPLOYEE
0405	UNSCHED. VISIT	PRIMA FACIA
0406	UNSCHED. VISIT	RESEARCH
0407	UNSCHED. VISIT	COLLATERAL OF VET.
0408	UNSCHED. VISIT	SHARING AGREEMENT
0409	UNSCHED. VISIT	REGULAR
0411	UNSCHED. VISIT	SERVICE CONNECTED

15.9.16 TABLE VA01 - YES/NO

VALUE	DESCRIPTION
0	NO
1	YES
N	NO
Y	YES
U	UNKNOWN

15.9.17 TABLE VA02 - CURRENT MEANS TEST STATUS

Type of Care (#.03) field of MEANS TEST STATUS (#408.32) file.

VALUE	DESCRIPTION
-------	-------------

D	DISCRETIONARY
---	---------------

M	MANDATORY
---	-----------

N	NOT APPLICABLE
---	----------------

15.9.18 TABLE VA04 - ELIGIBILITY

Name (#.01) field of MAS ELIGIBILITY CODE (#8.1) file.

VALUE	DESCRIPTION
-------	-------------

1	SERVICE CONNECTED 50% to 100%
---	-------------------------------

2	AID & ATTENDANCE
---	------------------

3	SC LESS THAN 50%
---	------------------

4	NSC - VA PENSION
---	------------------

5	NSC
---	-----

6	OTHER FEDERAL AGENCY
---	----------------------

7	ALLIED VETERAN
---	----------------

8	HUMANITARIAN EMERGENCY
---	------------------------

9	SHARING AGREEMENT
---	-------------------

10	REIMBURSABLE INSURANCE
----	------------------------

12	CHAMPVA
----	---------

13	COLLATERAL OF VET.
----	--------------------

14	EMPLOYEE
----	----------

15	HOUSEBOUND
----	------------

16	MEXICAN BORDER WAR
----	--------------------

17	WORLD WAR I
----	-------------

18	PRISONER OF WAR
----	-----------------

19	TRICARE/CHAMPUS
----	-----------------

21	CATASTROPHIC DISABILITY
----	-------------------------

22	PURPLE HEART RECIPIENT
----	------------------------

15.9.19 TABLE VA05 - DISABILITY RETIREMENT FROM MILITARY

Disability Ret. From Military? (#.362) field of PATIENT (#2) file.

VALUE	DESCRIPTION
-------	-------------

0	NO
1	YES, RECEIVING MILITARY RETIREMENT
2	YES, RECEIVING MILITARY RETIREMENT IN LIEU OF VA COMPENSATION
3	UNKNOWN

15.9.20 TABLE VA06 - ELIGIBILITY STATUS

Eligibility Status (#.3611) field of PATIENT (#2) file.

VALUE	DESCRIPTION
-------	-------------

P	PENDING VERIFICATION
R	PENDING RE-VERIFICATION
V	VERIFIED

15.9.21 TABLE VA07 - RACE

Abbreviation (#2) field of RACE (#10) file.

VALUE	DESCRIPTION
-------	-------------

1	HISPANIC, WHITE
2	HISPANIC, BLACK
3	AMERICAN INDIAN OR ALASKA NATIVE
4	BLACK, NOT OF HISPANIC ORIGIN
5	ASIAN OR PACIFIC ISLANDER
6	WHITE, NOT OF HISPANIC ORIGIN
7	UNKNOWN

15.9.22 TABLE VA08 - RELIGION

Code (#3) field of RELIGION (#13) file.

VALUE	DESCRIPTION
-------	-------------

0	ROMAN CATHOLIC CHURCH
1	JUDAISM
2	EASTERN ORTHODOX
3	BAPTIST
4	METHODIST
5	LUTHERAN
6	PRESBYTERIAN

- 7 UNITED CHURCH OF CHRIST
- 8 EPISCOPALIAN
- 9 ADVENTIST
- 10 ASSEMBLY OF GOD
- 11 BRETHREN
- 12 CHRISTIAN SCIENTIST
- 13 CHURCH OF CHRIST
- 14 CHURCH OF GOD
- 15 DISCIPLES OF CHRIST
- 16 EVANGELICAL COVENANT
- 17 FRIENDS
- 18 JEHOVAH'S WITNESSES
- 19 LATTER DAY SAINTS
- 20 ISLAM
- 21 NAZARENE
- 22 OTHER
- 23 PENTECOSTAL
- 24 PROTESTANT
- 25 PROTESTANT, NO DENOMINATION
- 26 REFORMED
- 27 SALVATION ARMY
- 28 UNITARIAN-UNIVERSALISM
- 29 UNKNOWN/NO PREFERENCE
- 30 NATIVE AMERICAN
- 31 ZEN BUDDHISM

15.9.23 TABLE VA08 – RELIGION (CONT.)

Code (#3) field of RELIGION (#13) file.

VALUE	DESCRIPTION
32	AFRICAN RELIGIONS
33	AFRO-CARIBBEAN RELIGIONS
34	AGNOSTICISM
35	ANGLICAN
36	ANIMISM
37	ATHEISM
38	BABI & BAHA'I FAITHS
39	BON
40	CAO DAI
41	CELTICISM
42	CHRISTIAN (NON-SPECIFIC)
43	CONFUCIANISM
44	CONGREGATIONAL
45	CYBERCULTURE RELIGIONS
46	DIVINATION
47	FOURTH WAY
48	FREE DAISM
49	FULL GOSPEL
50	GNOSIS
51	HINDUISM
52	HUMANISM
53	INDEPENDENT
54	JAINISM
55	MAHAYANA
56	MEDITATION
57	MESSIANIC JUDAISM
58	MITRAISM
59	NEW AGE
60	NON-ROMAN CATHOLIC
61	OCCULT
62	ORTHODOX

63	PAGANISM
64	PROCESS, THE
65	REFORMED/PRESBYTERIAN
66	SATANISM
67	SCIENTOLOGY
68	SHAMANISM
69	SHIITE (ISLAM)
70	SHINTO
71	SIKISM
72	SPIRITUALISM
73	SUNNI (ISLAM)
74	TAOISM
75	THERAVADA
76	UNIVERSAL LIFE CHURCH
77	VAJRAYANA (TIBETAN)
78	VEDA
79	VOODOO
80	WICCA
81	YAOHUSHUA
82	ZOROASTRIANISM
83	ASKED BUT DECLINED TO ANSWER

15.9.24 TABLE VA10 - MEANS TEST INDICATOR

VALUE	DESCRIPTION
AS	This Means Test category includes all compensable service-connected (0-100%) veterans and special category veterans. Special category veterans include: Mexican Border War and World War I veterans; former Prisoners of War; and patients receiving care for conditions potentially related to exposure to either Agent Orange (Herbicides), Ionizing Radiation or SW Asia Conditions. This category also includes 0% non-compensable service-connected veterans when they are treated for a service-connected condition.
AN	This Means Test category includes NSC veterans who are required to complete VA Form 10-10F (Financial Worksheet) and those NSC veterans in receipt of VA pension, aid and attendance, housebound allowance, or entitled to State Medicaid. This category may also include 0% non-compensable service-connected veterans when they are not treated for a service-connected condition and are placed in this category based on completion of a Means Test.
C	This Means Test category includes those veterans who, based on income and/or net worth, are required to reimburse VA for care rendered. This category also includes those pending adjudication. This category may also include 0% non-compensable service-connected veterans when they are not treated for a service-connected condition and are placed in this category based on completion of a Means Test.
G	This Means Test category includes veterans whose income is less than or equal to the MT threshold and whose estate value is greater than or equal to the net worth threshold, or such veterans whose income is greater than the MT threshold, but less than or equal to the GMT threshold, and whose estate value is less than the net worth threshold.
N	This Means Test category includes only non-veterans receiving treatment at VA facilities.
X	This Means Test category includes treatment of patients who are not required to complete the Means Test for the care being provided. If the veteran was admitted prior to July 1, 1986 with no change in the level of care being received, (i.e., if the patient was in the Nursing Home Care Unit (NHCU) on June 30, 1986 and has remained in the NHCU since that date with no transfer to the hospital for treatment), the "X" Means Test indicator will be accepted. This category also includes patients admitted to the domiciliary, patients seen for completion of a compensation and pension examination, and Class II dental treatment.
U	This Means Test category includes only those patients who require a Means Test, and the Means Test has not been done/completed. The National Patient Care Database will not accept the transaction unless the Means Test has been completed.

15.9.25 TABLE VA11 - PERIOD OF SERVICE

VALUE	DESCRIPTION
0	KOREAN
1	WORLD WAR I
2	WORLD WAR II
3	SPANISH AMERICAN
4	PRE-KOREAN
5	POST-KOREAN
6	OPERATION DESERT SHIELD
7	VIETNAM ERA
8	POST-VIETNAM
9	OTHER OR NONE
A	ARMY - ACTIVE DUTY
B	NAVY, MARINE - ACTIVE DUTY
C	AIR FORCE - ACTIVE DUTY
D	COAST GUARD - ACTIVE DUTY
E	RETIRED, UNIFORMED FORCES
F	MEDICAL REMEDIAL ENLIST
G	MERCHANT SEAMEN - USPHS
H	OTHER USPHS BENEFICIARIES
I	OBSERVATION/EXAMINATION
J	OFFICE OF WORKERS COMP
K	JOB CORPS/PEACE CORPS
L	RAILROAD RETIREMENT
M	BENEFICIARIES-FOREIGN GOV
N	HUMANITARIAN (NON-VET)
O	CHAMPUS RESTORE
P	OTHER REIMBURS. (NON-VET)
Q	OTHER FEDERAL - DEPENDENT
R	DONORS (NON-VET)
S	SPECIAL STUDIES (NON-VET)
T	OTHER NON-VETERANS
U	CHAMPVA - SPOUSE, CHILD
V	CHAMPUS

W	CZECHOSLOVAKIA/POLAND SVC
X	PERSIAN GULF WAR
Y	CAV/NPS
Z	MERCHANT MARINE

15.9.26 TABLE VA12 - TYPE OF INSURANCE

VALUE	DESCRIPTION
0	NO INSURANCE
1	MAJOR MEDICAL
2	DENTAL
3	HMO
4	PPO
5	MEDICARE
6	MEDICAID
7	CHAMPUS
8	WORKMAN COMP
9	INDEMNITY
10	PRESCRIPTION
11	MEDICARE SUPPLEMENTAL
12	ALL OTHER

15.9.27 TABLE VA0015 - ENROLLMENT STATUS

VALUE	DESCRIPTION
1	UNVERIFIED
2	VERIFIED
3	INACTIVE
4	REJECTED
5	SUSPENDED
6	TERMINATED
7	CANCELED/DECLINED
8	EXPIRED
9	PENDING

15.9.28 TABLE VA0016 - REASON CANCELED/DECLINED

VALUE	DESCRIPTION
1	DISSATISFIED WITH CARE
2	GEOGRAPHIC ACCESS
3	OTHER INSURANCE
4	OTHER

15.9.29 TABLE VA0021 - ENROLLMENT PRIORITY

VALUE	DESCRIPTION
1	PRIORITY 1
2	PRIORITY 2
3	PRIORITY 3
4	PRIORITY 4
5	PRIORITY 5
6	PRIORITY 6
7	PRIORITY 7
8	PRIORITY 8

15.9.30 TABLE VA0022 - RADIATION EXPOSURE METHOD

VALUE	DESCRIPTION
2	NAGASAKI - HIROSHIMA
3	NUCLEAR TESTING
4	BOTH

15.9.31 TABLE VA0023 - PRISONER OF WAR LOCATION

VALUE	DESCRIPTION
4	WORLD WAR I
5	WORLD WAR II - EUROPE
6	WORLD WAR II - PACIFIC
7	KOREAN
8	VIETNAM
9	OTHER
A	PERSIAN GULF WAR
B	YUGOSLAVIA AS A COMBAT ZONE

15.9.32 TABLE VA0024 - SOURCE OF ENROLLMENT

VALUE	DESCRIPTION
1	VAMC
2	HEC
3	OTHER VAMC

15.9.33 TABLE VA0046 - AGENT ORANGE EXPOSURE LOCATION

VALUE	DESCRIPTION
K	KOREAN DMZ
V	VIETNAM
O	OTHER

**15.9.34 TABLE NPCD 001 - NATIONAL PATIENT CARE DATABASE
ERROR CODES**

Sample listing of possible values.

VALUE	DESCRIPTION
100	EVENT TYPE SEGMENT
200	PATIENT NAME
205	DATE OF BIRTH
210	SEX
215	RACE

15.10 HL7 Interface Specification for the Transmission of PCMM Primary Care Data

This interface specification specifies the information needed for PCMM Primary Care data reporting. This data exchange will be triggered by specific events in the PCMM package. The basic communication protocol will be addressed, as well as the information that will be made available and how it will be obtained.

This application will use the abstract message approach and encoding rules specified by HL7. HL7 is used for communicating data associated with various events that occur in health care environments.

For example, when a patient is assigned to a primary care team in PCMM, the event will trigger a PCMM primary care update message. This message is an unsolicited transaction to all external systems interfacing with VISTA.

The formats of these messages conform to the Version 2.3 HL7 Interface Standards where applicable. HL7 custom message formats ("Z" segments) are used only when necessary.

15.11 Assumptions

Assumptions have been made at the beginning of this project in order to help define the scope and meet the initial needs in interfacing with the Austin Information Technology Center (AITC), (formerly the Austin Automation Center (AAC)).

15.11.1 Message Content

The data sent in the HL7 messages will be limited to the information that can be processed by the AITC, with the exception of the PID segment, which will be populated using the nationally supported VISTA call. The data being sent will also be limited to what is available in VISTA.

In order to capture the most information, specific PCMM events will generate messages to the AITC systems. This is not intended to cover all possible PCMM events; only those which may result in the capture of primary care data needed to update the National Patient Care Database (NPCD). The mode for capturing data for PCMM events was chosen to capture as much of the data as possible. (See Data Capture and Transmission (1.2.2) for further information on the mode for capturing the PCMM events.)

Per the HL7 standards, Primary Care data fields that are transmitted as null ("") will delete data from the NPCD. A field that is transmitted as blank does not delete data; it simply means take no action on the field. In the ZPC segment, if field Provider Assignment ID has a value and all remaining fields are nulls, Austin should do the following.

If this record exists, delete it from the database.

If this record does not exist, ignore this segment.

15.11.2 Data Capture and Transmission

When PCMM options or calls are used to update specific primary care data in VISTA, these events and changes will be captured. Any changes made to the VISTA database in non-standard ways, such as a direct global set by an application or by MUMPS code, will not be captured.

15.11.3 Background Messages

A nightly background job will be sending HL7 messages for the appropriate PCMM primary care event for the day.

15.11.4 VA MailMan Lower Level Protocol

HL7 V. 1.6 of the VA MailMan lower level protocol (LLP) will be used. This version of the VA MailMan LLP differs from HL7 V. 1.5 in that a blank line is placed between each segment in the message [denoting a carriage return].

15.12 Message Definitions

From the VISTA perspective, all incoming or outgoing messages are handled or generated based on an event.

In this section, and the following sections, these elements will be defined for each message:

- The trigger events
- The message event code
- A list of segments used in the message
- A list of fields for each segment in the message

Each message is composed of segments. Segments contain logical groupings of data. Segments may be optional or repeatable. A [] indicates the segment is optional, the { } indicates the segment is repeatable. For each message category there will be a list of HL7 standard segments or "Z" segments used for the message.

15.13 Segment Table Definitions

For each segment, the data elements are described in table format. The table includes the sequence number (SEQ), maximum length (LEN), data type (DT), required or optional (R/O), repeatable (RP/#), the table number (TBL #), the element name, and the VISTA description. Each segment is described in the following sections.

15.14 Message Control Segments

This section describes the message control segments that are contained in message types described in this document. These are generic descriptions. Any time any of the segments described in this section are included in a message in this document, the VISTA descriptions and mappings will be as specified here, unless otherwise specified in that section.

15.14.1 MSH - Message Header Segment

SEQ	LEN	DT	R/O	RP/#	TBL#	ELEMENT NAME	VISTA DESCRIPTION
1	1	ST	R			Field Separator	Recommended value is ^ (caret)
2	4	ST	R			Encoding Characters	Recommended delimiter values: Component = ~ (tilde) Repeat = (bar) Escape = \ (back slash) Sub-component = & (ampersand)
3	15	ST				Sending Application	PCMM-212
4	20	ST				Sending Facility	Station's facility number
5	30	ST				Receiving Application	NPCD-PCMM
6	30	ST				Receiving Facility	Facility=200
7	26	TS				Date/Time Of Message	Date and time message was created
8	40	ST				Security	Not used
9	7	CM	R		0076 0003	Message Type	<u>2 Components</u> <i>Refer to Table 0076</i> <i>Refer to Table 0003</i>
10	20	ST	R			Message Control ID	Automatically generated by VistA HL7 Package
11	1	ID	R		0103	Processing ID	P (production)
12	8	ID	R		0104	Version ID	2.3 (Version 2.3)
13	15	NM				Sequence Number	Not used
14	180	ST				Continuation Pointer	Not used
15	2	ID			0155	Accept Acknowledgment Type	NE (never acknowledge)

SEQ	LEN	DT	R/O	RP/#	TBL#	ELEMENT NAME	VISTA DESCRIPTION
16	2	ID			0155	Application Acknowledgment Type	AL (always acknowledge)
17	2	ID				Country Code	Not used

15.14.2 EVN - Event Type Segment

SEQ	LEN	DT	R/O	RP/#	TBL#	ELEMENT NAME	VISTA DESCRIPTION
1	3	ID	R		0003	Event Type Code	<i>Refer to Table 0003</i>
2	26	TS	R			Date/Time of Event	Date/Time Event Occurred
3	26	TS				Date/Time Planned Event	Not used
4	3	ID			0062	Event Reason Code	Not used
5	60	CN			0188	Operator ID	Not used

15.14.3 PID - Patient Identification Segment

SEQ	LEN	DT	R/O	RP/#	TBL#	ELEMENT NAME	VISTA DESCRIPTION
1	4	SI				Set ID - Patient ID	Always 1
2	20	CK				Patient ID (External ID)	Integration Control Number (ICN)
3	20	CM	R	Y		Patient ID (Internal ID)	Pointer to entry in PATIENT file
4	12	ST				Alternate Patient ID	Primary Short ID
5	48	PN	R			Patient Name	Name
6	30	ST				Mother's Maiden Name	Mother's maiden name
7	26	TS				Date of Birth	Date of birth
8	1	ID			0001	Sex	<i>Refer to Table 0001</i>
9	48	PN		Y		Patient Alias	Alias
10	1	ID			0005	Race	Race

SEQ	LEN	DT	R/O	RP/#	TBL#	ELEMENT NAME	V/STA DESCRIPTION
11	106	AD		Y		Patient Address	Address
12	4	ID				County Code	VA County Code
13	40	TN		Y		Phone Number – Home	Phone number (residence)
14	40	TN		Y		Phone Number - Business	Phone number (work)
15	25	ST				Language - Patient	Not used
16	1	ID			0002	Marital Status	<i>Refer to Table 0002</i>
17	3	ID			0006	Religion	Religion
18	20	CK				Patient Account Number	Not used
19	16	ST				SSN Number - Patient	Social security number and pseudo indicator
20	25	CM				Driver's Lic Num - Patient	Not used
21	20	CK				Mother's Identifier	Not used
22	1	ID			0189	Ethnic Group	Not used
23	25	ST				Birth Place	Not used
24	2	ID				Multiple Birth Indicator	Not used
25	2	NM				Birth Order	Not used
26	3	ID		Y	0171	Citizenship	Not used
27	60	CE			0172	Veterans Military Status	Not used

15.14.4 ZPC – VA Specific Primary Care Information Segment

SEQ	LEN	DT	R/O	RP/#	TBL#	ELEMENT NAME	V/STA DESCRIPTION
1	20	ST	R			Provider Assignment ID	Facility – number Example: 500-234 Where: 500 = Facility number 234 = Pointer to full ID in PCMM HL7 IDfile (404.49).
2	90	XCN	R			Provider ID	<u>14 Components</u> <u>2 Sub-Components</u> Pointer to entry in NEW PERSON file (#200) Facility Number <family name (ST) > & <last_name_prefix (ST)> <given name (ST)> <middle initial or name (ST)> <suffix (e.g., JR or III) (ST)> <prefix (e.g., DR) (ST)> <degree (e.g., MD) (IS)> This will always be VA200 (NEW PERSON file) Not used Assigning Facility (HD) - This will be the facility number
3	26	TS	R			Date Provider Assigned	File POSITION ASSIGNMENT HISTORY (404.52), field .02 –or- PRECEPTOR ASSIGNMENT HISTORY (404.53), field .02.

SEQ	LEN	DT	R/O	RP/#	TBL#	ELEMENT NAME	VISTA DESCRIPTION
4	26	TS	O			Date Provider Unassigned	Date is derived from STATUS field (.04) in both POSITION ASSIGNMENT HISTORY (404.52), and PRECEPTOR ASSIGNMENT HISTORY (404.53).
5	3	ID	R			Provider Type Code	PCP = Primary Care Provider AP = Associate Provider
6	20	CE	O			Provider Person Class	<u>3 Components</u> Provider Type Code Not used This will always be VA8932.1 (PERSON CLASS file)
7	4	SI	R			Set ID	This field is used to sequentially number multiple Primary Care (ZPC) segments.
8	9	ST	O			Provide Social Security Number	SSN (#9) field of the NEW PERSON (#200) file.

16 HL7 message transactions

This section defines the HL7 message transactions that are necessary to support the primary care data in the NPCD for the Austin Information Technology Center (AITC), (formerly the Austin Automation Center (AAC). These messages will use the generic HL7 format, so that they can be expanded later to support new interfaces at other facilities.

16.1 Trigger Events and Message Definitions

Each triggering event is listed below, along with the applicable form of the message to be exchanged. The notation used to describe the sequence, option, and repetition of segments is described in the HL7 Final Standard Manual, Chapter 2, Section 2.4.8, Chapter Formats for Defining Abstract Messages, and in summary form, in Section 2.1 of this document.

16.1.1 Update Patient Information (A08)

PCMM Primary Care trigger events will create an entry into the PCMM HL7 EVENT file (#404.48) under the following circumstances.

- When a patient is assigned/unassigned to a position
- When an existing patient assignment is edited
- When an existing patient assignment is deleted
- When a provider is assigned/unassigned to a position
- When an existing provider assignment is edited
- When an existing provider assignment is deleted

A recurring job will process the PCMM HL7 EVENT file and trigger an A08 message to be sent for each patient marked for transmission. The receiving system will replace any data that exists with the “new” data that is transmitted with this message based on the Provider Assignment ID field.

16.1.2 Business Rules

When an entry is deleted, a ZPC segment will be sent showing the Provider Assignment ID and the remaining fields as null (“”). This will delete the current record.

ADT	ADT Message
MSH	Message Header
EVN	Event Type
PID	Patient Identification
{ZPC}	PCMM Primary Care Data

17 SUPPORTED AND USER-DEFINED HL7 TABLES

17.1 Table 0001 - Sex

VALUE	DESCRIPTION
F	FEMALE
M	MALE
O	OTHER
U	UNKNOWN

17.2 Table 0002 - Marital Status

VALUE	DESCRIPTION
A	SEPARATED
D	DIVORCED
M	MARRIED
S	SINGLE
W	WIDOWED

17.3 Table 0003 - Event Type Code

VALUE	DESCRIPTION
A08	UPDATE PATIENT INFORMATION

17.4 Table 0005 - Race

VALUE	DESCRIPTION
1	HISPANIC, WHITE
2	HISPANIC, BLACK
3	AMERICAN INDIAN OR ALASKA NATIVE
4	BLACK, NOT OF HISPANIC ORIGIN
5	ASIAN OR PACIFIC ISLANDER
6	WHITE, NOT OF HISPANIC ORIGIN
7	UNKNOWN

17.5 Table 0006 - Religion

VALUE	DESCRIPTION
0	ROMAN CATHOLIC CHURCH
1	JUDAISM
2	EASTERN ORTHODOX

3	BAPTIST
4	METHODIST
5	LUTHERAN
6	PRESBYTERIAN
7	UNITED CHURCH OF CHRIST
8	EPISCOPALIAN
9	ADVENTIST
10	ASSEMBLY OF GOD
11	BRETHREN
12	CHRISTIAN SCIENTIST
13	CHURCH OF CHRIST
14	CHURCH OF GOD
15	DISCIPLES OF CHRIST
16	EVANGELICAL COVENANT
17	FRIENDS
18	JEHOVAH'S WITNESSES
19	LATTER DAY SAINTS
20	ISLAM
21	NAZARENE
22	OTHER
23	PENTECOSTAL
24	PROTESTANT
25	PROTESTANT, NO DENOMINATION
26	REFORMED
27	SALVATION ARMY
28	UNITARIAN-UNIVERSALISM
29	UNKNOWN/NO PREFERENCE
30	NATIVE AMERICAN
31	ZEN BUDDHISM
32	AFRICAN RELIGIONS
33	AFRO-CARIBBEAN RELIGIONS
34	AGNOSTICISM
35	ANGLICAN
36	ANIMISM
37	ATHEISM

38	BABI & BAHA'I FAITHS
39	BON
40	CAO DAI
41	CELTICISM
42	CHRISTIAN (NON-SPECIFIC)
43	CONFUCIANISM
44	CONGREGATIONAL
45	CYBERCULTURE RELIGIONS
46	DIVINATION
47	FOURTH WAY
48	FREE DAISM
49	FULL GOSPEL

17.6 Table 0006 – Religion (cont.)

VALUE	DESCRIPTION
50	GNOSIS
51	HINDUISM
52	HUMANISM
53	INDEPENDENT
54	JAINISM
55	MAHAYANA
56	MEDITATION
57	MESSIANIC JUDAISM
58	MITRAISM
59	NEW AGE
60	NON-ROMAN CATHOLIC
61	OCCULT
62	ORTHODOX
63	PAGANISM
64	PROCESS, THE
65	REFORMED/PRESBYTERIAN
66	SATANISM
67	SCIENTOLOGY
68	SHAMANISM
69	SHIITE (ISLAM)

70	SHINTO
71	SIKISM
72	SPIRITUALISM
73	SUNNI (ISLAM)
74	TAOISM
75	THERAVADA
76	UNIVERSAL LIFE CHURCH
77	VAJRAYANA (TIBETAN)
78	VEDA
79	VOODOO
80	WICCA
81	YAOHUSHUA
82	ZOROASTRIANISM
83	ASKED BUT DECLINED TO ANSWER

17.7 Table 0076 - Message Type

VALUE	DESCRIPTION
ADT	ADT MESSAGE

This Page Is Intentionally left blank for pagination conventions

18 HL7 Interface Specification for PCMM Primary Care Acknowledgement Processing

AUSTIN INFORMATION TECHNOLOGY CENTER (AIRC) (formerly Austin Automation Center (AAC)) ERROR PROCESSING

This section describes the process by which acknowledgment (ACK) messages are generated by the AIRC back to the VISTA originating site, advising them of a successful or failed (error) HL7 message transmission.

Section 1.1 provides a general description of the validation process that occurs at the AIRC. Section 1.2 describes the message control segments contained in the acknowledgment message. Section 1.3 provides examples of specific transactions that will occur between VISTA and the AIRC.

The sections below describe the HL7 supported and user defined tables.

Austin Information Technology Center (AIRC) (formerly Austin Automation Center (AAC)) Validation Process

After PCMM HL7 (ADT~A08) messages are sent from VISTA, the AIRC will do the following.

- Accept the message - At this stage the message may reject for reasons unrelated to its content or format (system down, missing MSH segment, etc.). Austin will not generate an ACK message. The sending application will be responsible for retransmitting messages that are not acknowledged.
- Pass it on to the receiving application, which performs one of the following functions.
- Processes the message successfully, generating a response message with a value of AA in MSA-1-acknowledgment code.
- OR— sends an error response, providing error information in segments in the response message (see 1.2) with a value of AE in MSA-1-acknowledgment code.
- Pass the response message back to the VISTA originating site.

18.1 Message Control Segments

This section describes the message control segments that are contained in the general acknowledgement response message.

ACK General Acknowledgment

MSH Message Header

MSA Message Acknowledgment

[ERR] Error 1.2.3

When a PCMM HL7 (ADT~A08) message is successfully accepted by the receiving system, the optional Error (ERR) segment will not be returned to the sending system in the general acknowledgement message.

When a PCMM HL7 (ADT~A08) message is rejected by the receiving system, the Error (ERR) segment is a repeating field and will contain the error and location of each error identified. Each repeating field will be in the following format.

Components: <segment ID (ST)>^<sequence (NM)>^<field position (NM)>^<code identifying error (CE)>

The 1st component identifies the segment ID.

The 2nd component is an index if there is more than one segment of type <segment ID>.

The 3rd component is the error's field position within the segment.

The 4th component is the error code from the user-defined PCMM Error Code table.

18.1.1 MSH - Message Header Segment

SEQ	LEN	DT	R/O	RP/#	TBL#	ELEMENT NAME	VISTA DESCRIPTION
1	1	ST	R			Field Separator	Recommended value is ^ (caret)
2	4	ST	R			Encoding Characters	Recommended delimiter values: Component = ~ (tilde) Repeat = (bar) Escape = \ (back slash) Sub-component = & (ampersand)
3	15	ST				Sending Application	NPCD-AAC*
4	20	ST				Sending Facility	Facility=200
5	30	ST				Receiving Application	PCMM-212
6	30	ST				Receiving Facility	Station's facility number
7	26	TS				Date/Time Of Message	Date and time message was created
8	40	ST				Security	Not used
9	7	CM	R		0076 0003	Message Type	<u>2 Components</u> <i>Refer to Table 0076</i> <i>Refer to Table 0003</i>
10	20	ST	R			Message Control ID	Automatically generated by VISTA HL7 Package
11	1	ID	R		0103	Processing ID	P (production)
12	8	ID	R		0104	Version ID	2.2 (Version 2.2)
13	15	NM				Sequence Number	Not used

SEQ	LEN	DT	R/O	RP/#	TBL#	ELEMENT NAME	VISTA DESCRIPTION
14	180	ST				Continuation Pointer	Not used
15	2	ID			0155	Accept Acknowledgment Type	NE (never acknowledge)
16	2	ID			0155	Application Acknowledgment Type	AL (always acknowledge)
17	2	ID				Country Code	Not used

*AAC stands for Austin Automation Center. The name of that facility has been changed to Austin Information Technology Center.

18.1.2 MSA Message Acknowledgment Segment

SEQ	LEN	DT	R/O	RP/#	TBL #	ELEMENT NAME	VISTA DESCRIPTION
1	2	ID	R		0008	Acknowledgment Code	Refer to Table 008
2	20	ST	R			Message Control ID	Message Control ID of the message being acknowledged.
3	80	ST	R			Text Message	Not used
4	15	NM				Expected Sequence Number	Not used
5	1	ID			0102	Delayed Acknowledgment Type	Not used
6	100	CE				Error Condition	Not used

18.1.3 ERR Error Segment

SEQ	LEN	DT	R/O	RP/#	TBL #	ELEMENT NAME	VISTA DESCRIPTION
1	80	CM	R	Y		Error Code and Location	Segment ID (ST) Sequence (NM) 4 numbers long. Strip off leading zeros on VISTA side. Field position (NM) Code identifying error (CE) (See PCMM Error Code Table (section 1.4.2))

18.1.4 ZPC VA Specific - Primary Care Information Segment

SEQ	LEN	DT	R/O	RP/#	TBL#	ELEMENT NAME	VISTA DESCRIPTION
1	20	ST	R			Provider Assignment ID	Facility – number Example:500-234 Where:500 = Facility number 234 = Pointer to full IDin PCMM HL7 IDfile (404.49).

SEQ	LEN	DT	R/O	RP/#	TBL#	ELEMENT NAME	V/STA DESCRIPTION
2	90	XCN	R			Provider ID	<u>14 Components</u> <u>2 Sub-Components</u> Pointer to entry in NEW PERSON file (#200) Facility Number Not used Not used Not used Not used Not used Not used This will always be VA200 (NEW PERSON file) Not used Not used Not used Not used Not used Not used
3	26	TS	R			Date Provider Assigned	File POSITION ASSIGNMENT HISTORY (404.52), field .02 –or- PRECEPTOR ASSIGNMENT HISTORY (404.53), field .02.
4	26	TS	O			Date Provider Unassigned	Date is derived from STATUS field (.04) in both POSITION ASSIGNMENT HISTORY (404.52), and PRECEPTOR ASSIGNMENT HISTORY (404.53).
5	3	ID	R			Provider Type Code	PCP = Primary Care Provider AP = Associate Provider

SEQ	LEN	DT	R/O	RP/#	TBL#	ELEMENT NAME	VISTA DESCRIPTION
6	20	CE	O			Provider Person Class	<u>3 Components</u> Provider Type Code Not used This will always be VA8932.1 (PERSON CLASS file)
7	4	SI	R			Set ID*	This field is used to sequentially number multiple Primary Care (ZPC) segments.

* = New field added

Information Technology Center.

18.2 Specific Transaction Examples

The following section describes specific HL7 transactions that will occur between PCMM (VISTA) and the Austin Information Technology Center (AITC), (formerly the Austin Automation Center (AAC)).

General Acknowledgment (ACK) message advising of a successful PCMM HL7 (ADT~A08) transmission at the Application Level.

PCMM HL7 (ADT~A08) message is sent from VISTA to the AITC.

```
MSH^~|\&^PCMM-210^500^NPCD-
AAC^200^20000307150556^^ADT~A08^02651^P^2.2^^^NE^AL^USA
EVN^A08^20000307
PID^1^""^7168987~1~M10^6221^TEST~PATIENT^""^19330303^U^^7^""~""~""~""~""~""~""
~""~""~""~""~""^U^29^^443366221^""~""~""~""~""~""~""
ZPC^500-509^70&500~""~""~""~""~""~""VA200~""~""~""~""~""^19961203^19961203^PCP^""^1
ZPC^500-510^123456852&500~""~""~""~""~""~""VA200~""~""~""~""~""^19961204^19961211^PCP^""^2
ZPC^500-511^170&500~""~""~""~""~""~""VA200~""~""~""~""~""^19970317^19970318^PCP^""^3
```

AITC then sends a General Acknowledgment (ACK) message back to VISTA advising of a successful PCMM HL7 (ADT~A08) transmission.

```
MSH^~|\&^NPCD-AAC^200^PCMM-210^500^20000229^^ACK~A08^50002175^P^2.2^^^NE^AL
MSA^AA^02651
```

General Acknowledgment (ACK) message advising of a failed PCMM HL7 (ADT~A08) transmission at the Application Level.

PCMM HL7 (ADT~A08) message is sent from VISTA to the Austin Information Technology Center (AITC), (formerly the Austin Automation Center (AAC)), with ZPC~3~date provider assigned invalid in both the 2nd and 3rd ZPC segments.

```
MSH~|\|^PCMM-210^500^NPCD-  
AAC^200^20000307150556^^ADT~A08^02651^P^2.2^^NE^AL^USA  
  
EVN^A08^20000307  
  
PID^1^^^^7168987~1~M10^6221^TEST~PATIENT^""^19330303^U^7^""~""~""~""~""~""~"  
~""^""~""~""^U^29^^443366221^^^^^^^^^^  
  
ZPC^500-509^70&500~~~~~~VA200~~~~~^19961203^19961203^PCP^""^1  
  
ZPC^500-510^123456852&500~~~~~~VA200~~~~~^##19961204^19961211^PCP^""^2  
  
ZPC^500-511^170&500~~~~~~VA200~~~~~^9970317^19970318^PCP^""^3
```

AITC then sends a General Acknowledgment (ACK) message back to VISTA advising of a failed PCMM HL7 (ADT~A08) transmission.

MSH~\|&^NPCD-AAC^200^PCMM-210^500^20000229^^ACK~A08^50002175^P^2.2^^^NE^AL
MSA^AE^02651
ERR^ZPC~0002~3~320M|ZPC~0003~3~320M

18.3 Supported and User Defined Tables

18.3.1 Table 008 Acknowledgement Code

Value Description

AA	Original mode: Application Accept Enhanced mode: Application Acknowledgment: Accept
AE	Original mode: Application Error Enhanced mode: Application Acknowledgment: Error
AR	Original mode: Application Reject Enhanced mode: Application Acknowledgment: Reject
CA	Enhanced mode: Accept Acknowledgment: Commit Accept
CE	Enhanced mode: Accept Acknowledgment: Commit Error
CR	Enhanced mode: Accept Acknowledgment: Commit Reject

18.3.2 PCMM Error Code Table

Error Number	Field Number	Edit Description
000 Series		
<i>Miscellaneous</i>		
0000		
001M	Segment Name	EVN Segment missing
002M	Segment Name	PID Segment missing
003M	Segment Name	ZPC Segment missing
005M	Segment Name	Invalid Segment name
100 Series		
EVN Segment		
104M	Event Date	Required. Must be a valid date. Must be less than or equal to processing date.
106M	Event Time	If present time must be numeric. Must be a valid time.

110M	MSH Message Control ID	Required
113M	Event Type Segment	Required. Must be 'A08'.
200 Series		
PID Segment		
200M	Patient Name	Required. Must be alphanumeric. Must not be all numeric. Must not be all blanks.
210M	Patient ID (Internal)	Required. Must be numeric.
220M	Date of Birth	Required
221M	Date of Birth	Required. Century/Year must be numeric and less than the processing Century/Year.
223M	Date of Birth	Required. Must be a valid date.
224M	Date of Birth	Required. Must be less than the processing date.
230M	Sex	Must be blank or match table. (Refer to table T0001).
240M	Race	Must be a valid code. (Refer to table VA07) or null.
250M	Marital Status	Must be a valid code. (Refer to table T0002).
260M	State	Must be a valid state code. (Refer to table AA015).
261M	County	Must be blank or when combined with numeric state code must be a valid code. (Refer to table AA015).

PCMM ERROR CODE TABLE, CONT.

Error Number	Field Name	Edit Description
262M	Address Line 1	Must not be all numerics
263M	Address Line 2	Must not be all numerics
264M	Address - City	Must be alphanumeric. Must not be all numeric.
270M	Religion	Must be blank or a valid code. (Refer to table VA08).
280M	Address - Zip Code	Must be numeric. First five digits must not be all zeros. If last four digits exist, they must be numeric.

290M	Social Security Number	Required. Must be numeric. Must be greater than zeros.
291M	Social Security Number	Required. Last byte must be 'P' or blank.
300 Series		
<i>ZPC Segment Updates</i>		
300M	Provider Assignment ID	Required. Must be a valid station number followed by a dash then all numerics.
310M	Provider ID	Required. Must be numeric ID followed by a valid facility number.
320M	Date Provider Assigned	Required. Must be a valid date and can be a future date.
330M	Date Provider Unassigned	Optional
340M	Provider Type Code	Required. Must be 'PCP' or 'AP'.
350M	Provider Person Class (seq 6 comp1)	Optional. If present the Provider Type Code must be a valid Practitioner Type Code (table T0133).
360M	Provider Person Class (seq 6 comp 2)	Required. Must be VA8932.1
370M	Provider SSN	Required. SSN not numeric or all zeros.

Error Number	Field Number	Edit Description
<i>ZPC Segment Deletes</i>		
300M	Provider Assignment ID	Required. Must be a valid station number followed by a dash then all numerics.
	Provider ID	Will be null
3	Date Provider Assigned	Will be null
3	Date Provider Unassigned	Will be null
3	Provider Type Code	Will be null
3	Provider Person Class (seq 6 comp1)	Will be null
360M	Provider Person Class (seq 6 comp 2)	Will be null

This Page Is Intentionally left blank for pagination conventions

19 HL7 Interface Specification for VIC Card VistA to NCMD

When a Veteran's ID Card (VIC) Image Capture workstation retrieves demographic data from VistA, a record will be created in a VistA file to indicate that a VIC request is pending under the following exception conditions.

- The patient does not have a National Integrated Control Number (ICN).
- The eligibility/enrollment information needed to determine the patient's eligibility for a VIC is incomplete.
- The current status of the veteran's claim for Purple Heart eligibility is either pending or in-process.

A Health Level 7 (HL7) message will be used to notify the National Card Management Directory (NCMD) when these exceptions have been resolved.

This specifies the information needed to either release the previous hold or cancel a pending VIC order request and communicate the order action to the NCMD.

The data exchange will be triggered when the daily VistA re-evaluation of the pending VIC order request finds that a National ICN exists and the VIC eligibility can be determined.

The basic communication protocol will be addressed, as well as the information that will be made available and how it will be obtained.

This application will use the abstract message approach and encoding rules specified by HL7. HL7 is used for communicating data associated with various events which occur in health care environments.

The formats of these messages conform to the Version 2.4 HL7 Interface Standards where applicable.

19.1 Assumptions

The transmission of VIC requests from VistA to the NCMD assumes the following.

- All VistA sites will have installed VistA HL7 software and it is operational.
- The veteran's demographics and digital photograph have been previously loaded into the NCMD.

19.2 Message Content

The data sent in the HL7 messages will be limited to the information that is required to uniquely identify the patient and request the VIC card. The data transmitted will be limited to available VistA data.

19.3 Data Capture and Transmission

- The following event trigger will generate a General Order Message (ORM~O01).
- VistA re-evaluates a pending VIC card request and the associated patient has a nationally assigned ICN and the necessary eligibility/enrollment information needed to determine the patient's VIC eligibility.

Note: Any modification made to the VistA database in non-standard ways, such as a direct global set by an application or by MUMPS code, will not be captured.

19.4 VA TCP/IP Lower Level Protocol

The HL7 V. 1.6 TCP/IP lower level protocol (LLP) will be used which implements the HL7 Minimal Lower Layer Protocol (MLLP) referenced in section C.4 of Appendix C of the Health Level 7 Implementation Guide (v2.3).

HL7 CONTROL SEGMENTS - This section defines the HL7 control segments supported by VistA. The messages are presented separately and defined by category. Segments are also described. The messages are presented in the Message Control category.

19.4.1 Message Definitions

From the VistA perspective, all incoming or outgoing messages are handled or generated based on an event.

In this section and the following sections, the following elements will be defined for each message.

- Trigger events
- Message event code
- List of segments used in the message
- List of fields for each segment in the message

Each message is composed of segments. Segments contain logical groupings of data. Segments may be optional or repeatable. A [] indicates the segment is optional, the { } indicates the segment is repeatable. For each message category, there will be a list of HL7 standard segments used for the message.

19.4.2 Segment Table Definitions

For each segment, the data elements are described in table format. The table includes the sequence number (SEQ), maximum length (LEN), data type (DT), required or optional (R/O), repeatable (RP/#), the table number (TBL#), the element name, and the VistA description. Each segment is described in the following sections.

19.4.3 Message Control Segments

This section describes the message control segments that are contained in message types described in this document. These are generic descriptions. Any time any of the segments described in this section are included in a message in this document, the VistA descriptions and mappings will be as specified here unless otherwise specified in that section.

19.4.4 MSH - Message Header Segment

SEQ	LEN	DT	R/O	RP/#	TBL#	ELEMENT NAME	VistA DESCRIPTION
1	1	ST	R			Field Separator	Recommended value is ^ (caret)
2	4	ST	R			Encoding Characters	Recommended delimiter values: Component = ~ (tilde) Repeat = (bar) Escape = \ (back slash) Sub-component = & (ampersand)
3	15	ST				Sending Application	Name field of HL7 Application Parameter file.
4	20	ST				Sending Facility	Sending station's facility number from Institution field of HL7 Communication Parameters file.
5	30	ST				Receiving Application	Name field of HL7 Application Parameter file.
6	30	ST				Receiving Facility	Receiving station's facility number from Institution field of HL Logical Link file.
7	26	TS				Date/Time Of Message	Date and time message was created.
8	40	ST				Security	Not used
9	7	CM	R		0076 0003	Message Type	2 Components Refer to Table 0076 Refer to Table 0003
10	20	ST	R			Message Control ID	Automatically generated by VISTA HL7 Package.
11	1	ID	R		0103	Processing ID	P (production)
12	8	ID	R		0104	Version ID	Version ID field of event protocol in Protocol file.

SEQ	LEN	DT	R/O	RP/#	TBL#	ELEMENT NAME	VistA DESCRIPTION
13	15	NM				Sequence Number	Not used
14	180	ST				Continuation Pointer	Not used
15	2	ID			0155	Accept Acknowledgment Type	NE (never acknowledge)
16	2	ID			0155	Application Acknowledgment Type	AL (always acknowledge)
17	2	ID				Country Code	USA
18	6	ID		Y/3	0211	Character Set	Not used
19	60	CE				Principal Language of Message	Not used

19.4.5 MSA – Message Acknowledgment Segment

2.3.1	LEN	DT	R/O	RP/#	TBL#	ELEMENT NAME	VistA DESCRIPTION
1	2	ID	R		0008	Acknowledgment Code	Refer to HL7 table 0008
2	20	ST	R			Message Control ID	Message Control ID of the message being acknowledged.
3	80	ST	O			Text Message	Free text error message
4	15	NM	O			Expected Sequence Number	Not used
5	1	ID	B		0102	Delayed Acknowledgment Type	Not used
6	100	CE	O			Error Condition	Not used

19.4.6 PID - Patient Identification Segment

SEQ	LEN	DT	R/O	RP/#	TBL#	ELEMENT NAME	VistA DESCRIPTION
1	4	SI				Set ID - Patient ID	Always set to '1'
2	20	CK				Patient ID (External ID)	Social Security Number field of Patient file.
3	20	CM	R	Y		Patient ID (Internal ID)	Integrated Control Number (ICN) field of Patient file. Component 1: ICN w/checksum Component 2: Null Component 3: Null Component 4: Assigning authority (subcomponent 1: 'USVHA', subcomponent 3: 'L' Component 5: Type 'NI'
4	12	ST				Alternate Patient ID	Not used
5	48	PN	R			Patient Name	Name
6	30	ST				Mother's Maiden Name	Not used
7	26	TS				Date of Birth	Date of birth
8	1	ID			0001	Sex	Not used
9	48	PN		Y		Patient Alias	Not used
10	1	ID			0005	Race	Not used
11	106	AD		Y		Patient Address	Not used
12	4	ID				County Code	Not used
13	40	TN		Y		Phone Number – Home	Not used
14	40	TN		Y		Phone Number – Business	Not used

SEQ	LEN	DT	R/O	RP/#	TBL#	ELEMENT NAME	VistA DESCRIPTION
15	25	ST				Language – Patient	Not used
16	1	ID			0002	Marital Status	Not used
17	3	ID			0006	Religion	Not used
18	20	CK				Patient Account Number	Not used
19	16	ST				SSN Number – Patient	Social security number and pseudo indicator.
20	25	CM				Driver's Lic Num – Patient	Not used
21	20	CK				Mother's Identifier	Not used
22	1	ID			0189	Ethnic Group	Not used
23	25	ST				Birth Place	Not used
24	2	ID				Multiple Birth Indicator	Not used
25	2	NM				Birth Order	Not used
26	3	ID		Y	0171	Citizenship	Not used
27	60	CE			0172	Veterans Military Status	Not used

19.4.7 ORC-Common Order Segment

SEQ	LEN	DT	R/O	RP/#	TBL#	ELEMENT NAME	VistA DESCRIPTION
1	2	ID	R		0119	Order Control	Refer to Table 0119
2	22	EI	C			Placer Order Number	Not used
3	22	EI	C			Filler Order Number	Not used
4	22	EI				Placer Group Number	Not used
5	2	ID			0038	Order Status	Not used
6	1	ID			0121	Response Flag	Not used
7	200	TQ				Quantity/timing	Not used
8	200	CM				Parent	Not used
9	26	TS				Date/Time of Transaction	Not used
10	120	XCN				Entered By	Not used
11	120	XCN				Verified By	Not used
12	120	XCN				Ordering Provider	Not used
13	80	PL				Enterer's Location	Not used
14	40	XTN		Y/2		Call Back Phone Number	Not used
15	26	TS				Order Effective Date/Time	Not used
16	200	CE				Order Control Code Reason	Not used
17	60	CE				Entering Organization	Not used
18	60	CE				Entering Device	Not used
19	120	XCN				Action By	Not used

19.4.8 RQD-Requisition Detail Segment

SEQ	LEN	DT	R/O	RP/#	TBL#	ELEMENT NAME	VistA DESCRIPTION
1	4	SI				Requisition Line Number	Always set to "1"
2	60	CE	C			Item Code – Internal	Not used
3	60	CE	C			Item Code – External	NCMD Card ID (.01) field from VIC REQUEST (#39.6) file.
4	60	CE	C			Hospital Item Code	Not used
5	6	NM				Requisition Quantity	Not used
6	60	CE				Requisition Unit of Measure	Not used
7	30	IS			0319	Dept. Cost Center	Not used
8	30	IS			0320	Item Natural Account Code	Not used
9	60	CE				Deliver to ID	Not used
10	8	DT				Date Needed	Not used

19.4.9 NTE – Notes and Comments

SEQ	LEN	DT	R/O	RP/#	TBL#	ELEMENT NAME	VistA DESCRIPTION
1	4	SI	O			Set ID	Not used
2	8	ID	O		105	Source of Comment	Not used
3	65536	FT	O	Y		Comment	<p>1st repetition: String “POW:” followed by single character Prisoner Of War indicator calculated from the PATIENT ELIGIBILITIES (#361) field of the PATIENT (#2) file and the current enrollment status derived from the supported call \$\$\$STATUS^DGENA.</p> <p>Example: POW:Y</p> <p>2nd repetition: String “PH:” followed by single character Purple Heart indicator calculated from CURRENT PH INDICATOR (#.531) and CURRENT PURPLE HEART STATUS (#.532) fields of the PATIENT (#2) file.</p> <p>Example: PH:N</p>
4	250	CE	O		364	Comment Type	Not used

19.5 Trigger Events and Message Definitions

Each triggering event is listed below along with the applicable form of the message to be exchanged. The notation used to describe the sequence, option, and repetition of segments is described in the HL7 V. 2.4 Standard Specification Manual, Chapter 2, and in summary form, in Section 2.1 of this document.

19.6 ORM - General Order Message (event O01)

ORM~001 message to be sent to the NCMD

ORM	Order Message Section
MSH	Message Header
PID	Patient Identification
ORC	Common Order
RQD	Requisition Detail
NTE	Notes and Comments

SAMPLE MESSAGE

```
MSH^~|\&^VIC NCMD SEND^500~REDACTED~DNS^VIC NCMD RECV^NCMD^20031008144616-
0400^^ORM~001^50018835^P^2.4^^NE^AL^USA
PID^1^222-33-4444~~^1001178082V735077~~~USVHA&&L~NI^^DOE~JOHN^^
19500404^^^^^^^^^^^^222334444
ORC^RL
RQD^1^^22233444-DOE-1
NTE^^^POW:N|PH:Y
```

19.7 ORR – General Order Response Message response to any ORM (event O02)

Upon receipt of a VIC Card request order message, the NCMD will respond with an ORR~002 message.

ORR	Order Response Message
MSH	Message Header
MSA	Message Acknowledgment

SAMPLE MESSAGES

General Order Response (ORR~002) message when the General Order Message (ORM~001) is successful.

```
MSH^~|\&^VIC NCMD RECV^NCMD^VIC NCMD SEND^500~REDACTED~DNS^20031008144616-
0400^^ORR~002^782218835^P^2.4^^NE^AL^USA
MSA^AA^50018835
```

General Order Response (ORR~002) message when the General Order Message (ORM~001) fails.


```
MSH^~|\\&^VIC NCMD RECV^NCMD^VIC NCMD SEND^500~ REDACTED ~DNS^20031008144616-
0400^^ORR~002^782218835^P^2.4^^^NE^AL^USA
MSA^AE^50018835^CardID not on file
```

19.8 Supported and User Defined HL7 Tables

19.8.1 Table 0003 - Event Type Code

VALUE	DESCRIPTION
O01	ORM – Order Message
O02	ORR – Order Response

19.8.2 Table 0008 – Acknowledgment Code

VALUE	DESCRIPTION
AA	Original mode: Application Accept Enhanced mode: Application acknowledgment: Accept
AE	Original mode: Application Error Enhanced mode: Application acknowledgment: Error
AR	Original mode: Application Reject Enhanced mode: Application acknowledgment: Reject
CA	Enhanced mode: Accept acknowledgment: Commit Accept
CE	Enhanced mode: Accept acknowledgment: Commit Error
CR	Enhanced mode: Accept acknowledgment: Commit Reject

19.8.3 Table 0076 - Message Type

VALUE	DESCRIPTION
ORM	Order Message
ORR	Order Acknowledgment Message

19.8.4 Table 0119 – Order Control Codes

VALUE	DESCRIPTION
RL	Release Previous Hold
CA	Cancel Order Request

This Page Is Intentionally left blank for pagination conventions

20 HL7 GENERIC PID, EVN, PV1 SEGMENT BUILDER ESTABLISHED BY MPI

This section describes functionality that can be used by other applications to dynamically build fully populated PID, EVN, and PV1 segments for use in communicating to and from VistA and/or HeV VistA.

This document specifies the information needed by applications to utilize the generic HL7 v2.4 segment builders. In order for applications to utilize this functionality they must first subscribe to the Integration Agreement #3630 described below.

For more information about the specific data elements included in these segments, see the MPI HL7 v2.4 Interface Specification on the VDL at the following address:

[http://www.va.gov/vdl/documents/Infrastructure/Master_Patient_Index_\(MPI\)](http://www.va.gov/vdl/documents/Infrastructure/Master_Patient_Index_(MPI))

20.1 Integration Agreement (IA) #3630

This Integration Agreement consists of three Health Level 7 (HL7), Version 2.4 segment builders in the form of the following APIs:

- BLDEVN^VAFCQRY
- BLDPD1^VAFCQRY
- BLDPID^VAFCQRY

These generic segment builders can be used to build Version 2.4 HL7 PID, EVN and PD1 segments.

20.1.1 Custodial Package

REGISTRATION has the following Subscribing Packages

- MASTER PATIENT INDEX VISTA
- CLINICAL INFO RESOURCE NETWORK
- OUTPATIENT PHARMACY
- CLINICAL PROCEDURES
- PHARMACY BENEFITS MANAGEMENT
- RADIOLOGY/NUCLEAR MEDICINE
- GEN. MED. REC. - VITALS
- ADVERSE REACTION TRACKING
- LAB SERVICE
- CLINICAL CASE REGISTRIES

20.2 API: BLDEVN^VAFCQRY

Description: The entry point builds the EVN segment via version 2.4 including the Treating Facility last treatment date and event reason.

Format BLDEVN^VAFCQRY

INPUT VARIABLES

DFN: Internal Entry Number of the patient in the PATIENT file (#2).

SEQ: Variable consisting of sequence numbers delimited by commas that will be used to build the message.

EVN: (Passed by reference). This is the array location to place EVN segment result.
The array can have existing values when passed.

HL: Array that contains the necessary HL variables (init^hlsub).

EVR : Event reason that triggered this message.

ERR: Array used to return an error.

20.3 API: BLDPD1^VAFCQRY

Description: This entry point will build the version 2.4 PD1 segment.

Format BLDPD1^VAFCQRY

INPUT VARIABLES

DFN: Internal Entry Number of the patient in the PATIENT file (#2).

SEQ: Variable consisting of sequence numbers delimited by commas that will be used to build the message.

PD1: (Passed by reference). Array location to place PD1 segment result. The array can have existing values when passed.

HL: Array that contains the necessary HL variables (init^hlsub).

ERR: Array used to return an error.

20.4 API: BLDPID^VAFCQRY

Description: This entry point will build the version 2.4 PID segment.

Format

BLDPID^VAFCQRY

INPUT VARIABLES

DFN: Internal Entry Number of the patient in the PATIENT file (#2).

CNT: The value to be place in PID seq#1 (SET ID).

SEQ: Variable consisting of sequence numbers delimited by commas that will be used to build the message.

"ALL" can be passed to get all available fields in the PID Segment that are available. This is the default.

PID: (Passed by reference). The array location to place PID segment result, the array can have existing values when passed.

HL: Array that contains the necessary HL variables (init^hlsub).

ERR: Array used to return an error.

21 HL7 Interface Specification for Home Telehealth (HTH)

The Home Telehealth application is in support of the Care Coordination Program that involves the use of Home Telehealth technologies. Home Telehealth helps the Veterans Health Administration (VHA) by creating a framework for optimizing the overall development and implementation of Telemedicine in VHA.

This document specifies the information needed for activation and inactivation of Home Telehealth patients with their perspective HTH vendors.

This application will use the abstract message approach and encoding rules specified by HL7. HL7 is used for communicating data associated with various events which occur in health care environments.

The formats of these messages conform to the Version 2.4 HL7 Interface Standards.

21.1 Assumptions

The transmission of HTH registration/inactivation requests from VistA to the HTH vendors assumes the following.

- All VistA sites will have installed VistA HL7 software and it is operational.
- The associated VistA Consult Patch GMRC*3*42 has been installed and HTH consults activated.

21.2 Message Content

The data sent in the HL7 messages will be limited to the information that is required to uniquely identify the patient and requested by the HTH vendors. The data transmitted will be recorded and available in VistA.

21.3 Data Capture and Transmission

The following event trigger will generate a Register a Patient (Event A04).

- Provider evaluates patient and refers patient for HTH care by submitting a consult request. A pending consult request goes to the HTH Care Coordinator and verifies eligibility. A registration request is submitted to HTH vendor by using Patient Sign-Up/Activation [DGHT PATIENT SIGNUP] menu option.
- The protocol DG HOME TELEHEALTH ADT-A04 CLIENT in PROTOCOL file (#101) is used for the Patient Sign-Up/Activation process.
- The entry DG HOME TELEHEALTH in the HL7 APPLICATION PARAMETER file (#771) is used for processing outgoing HL7 messages from the Home Telehealth vendors.
- The entry HTAPPL in the HL7 APPLICATION PARAMETER file (#771) is used for processing incoming HL7 messages from the Home Telehealth vendors.

The following entries in the HL LOGICAL LINK file (#870) facilitate the transmission of Home Telehealth patient data to Home Telehealth vendor server system via the Austin Interface.

- DG HT AMD
- DG HT ATI
- DG HT HH

- DG HT VIT
- DG HT VN
- DG HTH

The mail group DGHTERR generates mail messages for any transmission rejects received from the vendor server.

The following event trigger will generate an inactivation of a Patient (Event A03).

- HTH Care Coordinator determines patient care is now complete. An inactivation request is submitted to HTH vendor Patient Inactivation [DGHT PATIENT INACTIVATION] menu option.
- The protocol DG HOME TELEHEALTH ADT-A03 CLIENT in the PROTOCOL file (#101) is used for the Patient Inactivation process.
- The entry DG HOME TELEHEALTH in the HL7 APPLICATION PARAMETER file (#771) is used for processing outgoing HL7 messages from the Home Telehealth vendors.
- The entry HTAPPL in the HL7 APPLICATION PARAMETER file (#771) is used for processing incoming HL7 messages from the Home Telehealth vendors.

The following entries in the HL LOGICAL LINK file (#870) facilitate the transmission of Home Telehealth patient data to Home Telehealth vendor server system via the Austin Interface.

- DG HT AMD
- DG HT ATI
- DG HT HH
- DG HT VIT
- DG HT VN
- DG HTH

The mail group DGHTERR generates mail messages for any transmission rejects received from the vendor server.

Note: Any modification made to the VistA database in non-standard ways, such as a direct global set by an application or by MUMPS code, will not be processed appropriately.

22 VA TCP/IP Lower Level Protocol

The HL7 V. 1.6 TCP/IP lower level protocol (LLP) will be used which implements the HL7 Minimal Lower Layer Protocol (MLLP) referenced in section C.4 of Appendix C of the Health Level 7 Implementation Guide (v2.4).

22.1 HL7 CONTROL SEGMENTS

This section defines the HL7 control segments supported by VistA. The messages are presented separately and defined by category. Segments are also described. The messages are presented in the Message Control category.

22.2 Message Definitions

From the VistA perspective, all incoming or outgoing messages are handled or generated based on an event.

In this section and the following sections, the following elements will be defined for each message.

- Trigger events
- Message event code
- List of segments used in the message
- List of fields for each segment in the message

Each message is composed of segments. Segments contain logical groupings of data. Segments may be optional or repeatable. A [] indicates the segment is optional, the { } indicates the segment is repeatable. For each message category, there will be a list of HL7 standard segments used for the message.

22.3 Segment Table Definitions

For each segment, the data elements are described in table format. The table includes the sequence number (SEQ), maximum length (LEN), data type (DT), required or optional (R/O), repeatable (RP/#), the table number (TBL#), the element name, and the VistA description. Each segment is described in the following sections.

22.4 Message Control Segments

This section describes the message control segments that are contained in message types described in this document. These are generic descriptions. Any time any of the segments described in this section are included in a message in this document, the VistA descriptions and mappings will be as specified here unless otherwise specified in that section.

MSH - MESSAGE HEADER SEGMENT

SEQ	LEN	DT	R/O	RP/#	TBL#	ELEMENT NAME	VistA DESCRIPTION
1	1	ST	R			Field Separator	Recommended value is ^ (caret)
2	4	ST	R			Encoding Characters	Recommended delimiter values: Component = ~ (tilde) Repeat = (bar) Escape = \ (back slash) Sub-component = & (ampersand)
3	15	ST				Sending Application	Name field of HL7 Application Parameter file.
4	20	ST				Sending Facility	Sending station's facility number from Institution field of HL7 Communication Parameters file.
5	30	ST				Receiving Application	Name field of HL7 Application Parameter file.
6	30	ST				Receiving Facility	Receiving station's facility number from Institution field of HL Logical Link file.
7	26	TS				Date/Time Of Message	Date and time message was created.
8	40	ST				Security	Not used
9	7	CM	R		0076 0003	Message Type	2 Components Refer to Table 0076 Refer to Table 0003
10	20	ST	R			Message Control ID	Automatically generated by

							VISTA HL7 Package.
11	1	ID	R		0103	Processing ID	P (production)
12	8	ID	R		0104	Version ID	Version ID field of event protocol in Protocol file.
13	15	NM				Sequence Number	Not used
14	180	ST				Continuation Pointer	Not used
15	2	ID			0155	Accept Acknowledgment Type	NE (never acknowledge)
16	2	ID			0155	Application Acknowledgment Type	AL (always acknowledge)
17	2	ID				Country Code	USA
18	6	ID		Y/3	0211	Character Set	Not used
19	60	CE				Principal Language of Message	Not used

EVN – EVENT TYPE SEGMENT

SEQ	LEN	DT	R/O	RP/#	TBL#	ELEMENT NAME	VistA DESCRIPTION
1	1	ST	R			Field Separator	Recommended value is ^ (caret)
2	4	ST	R			Encoding Characters	Recommended delimiter values: Component = ~ (tilde) Repeat = (bar) Escape = \ (back slash) Sub-component = & (ampersand)
3	15	ST				Sending Application	Name field of HL7 Application Parameter file.
4	20	ST				Sending Facility	Sending station's facility number from Institution field of HL7 Communication Parameters file.
5	30	ST				Receiving Application	Name field of HL7

							Application Parameter file.
6	30	ST				Receiving Facility	Receiving station's facility number from Institution field of HL Logical Link file.
7	26	TS				Date/Time Of Message	Date and time message was created.
8	40	ST				Security	Not used
9	7	CM	R		0076 0003	Message Type	2 Components Refer to Table 0076 Refer to Table 0003
10	20	ST	R			Message Control ID	Automatically generated by VISTA HL7 Package.
11	1	ID	R		0103	Processing ID	P (production)
12	8	ID	R		0104	Version ID	Version ID field of event protocol in Protocol file.
13	15	NM				Sequence Number	Not used
14	180	ST				Continuation Pointer	Not used
15	2	ID			0155	Accept Acknowledgment Type	NE (never acknowledge)
16	2	ID			0155	Application Acknowledgment Type	AL (always acknowledge)
17	2	ID				Country Code	USA
18	6	ID		Y/3	0211	Character Set	Not used
19	60	CE				Principal Language of Message	Not used

PID - PATIENT IDENTIFICATION SEGMENT

SEQ	LEN	DT	R/O	RP/#	TBL#	ELEMENT NAME	VistA DESCRIPTION
1	4	SI				Set ID - Patient ID	Always set to '1'
2	20	CK				Patient ID (External ID)	Social Security Number field of Patient file.

3	20	CM	R	Y		Patient ID (Internal ID)	Integrated Control Number (ICN) field of Patient file. Component 1: ICN w/checksum Component 2: DFN Component 3: Null Component 4: Assigning authority (subcomponent 1: 'USVHA', subcomponent 3: 'L' Component 5: Type 'NI'
4	12	ST				Alternate Patient ID	Not used
5	48	PN	R			Patient Name	Name
6	30	ST				Mother's Maiden Name	Not used
7	26	TS				Date of Birth	Date of birth
8	1	ID			0001	Sex	Not used
9	48	PN		Y		Patient Alias	Not used
10	1	ID			0005	Race	Not used
11	106	AD		Y		Patient Address	Home Address
12	4	ID				County Code	Not used
13	40	TN		Y		Phone Number – Home	Home Phone Validated
14	40	TN		Y		Phone Number – Business	Not used
15	25	ST				Language – Patient	Not used
16	1	ID			0002	Marital Status	Not used
17	3	ID			0006	Religion	Not used
18	20	CK				Patient Account Number	Not used
19	16	ST				SSN Number – Patient	Social security number and pseudo indicator.

20	25	CM				Driver's Lic Num – Patient	Not used
21	20	CK				Mother's Identifier	Not used
22	1	ID			0189	Ethnic Group	Not used
23	25	ST				Birth Place	Not used
24	2	ID				Multiple Birth Indicator	Not used
25	2	NM				Birth Order	Not used
26	3	ID		Y	0171	Citizenship	Not used
27	60	CE			0172	Veterans Military Status	Not used

PD1 - PATIENT ADDITIONAL DEMOGRAPHIC SEGMENT

SE Q	LE N	DT	OP T	RP/ #	TBL#	ITEM#	ELEMENT NAME
1	2	IS	O	Y	0223	00755	Living Dependency
2	2	IS	O		0220	00742	Living Arrangement
3	250	XO N	O	Y		00756	Patient Primary Facility
4	250	XC N	B	Y		00757	Patient Primary Care Provider Name & ID No.
5	2	IS	O		0231	00745	Student Indicator
6	2	IS	O		0295	00753	Handicap
7	2	IS	O		0315	00759	Living Will Code
8	2	IS	O		0316	00760	Organ Donor Code
9	1	ID	O		0136	00761	Separate Bill
10	250	CX	O	Y		00762	Duplicate Patient
11	250	CE	O		0215	00743	Publicity Code
12	1	ID	O		0136	00744	Protection Indicator
13	8	DT	O			01566	Protection Indicator Effective Date

14	250	XO N	O	Y		01567	Place of Worship
15	250	CE	O	Y	0435	01568	Advance Directive Code
16	1	IS	O		0441	01569	Immunization Registry Status
17	8	DT	O			01570	Immunization Registry Status Effective Date
18	8	DT	O			01571	Publicity Code Effective Date
19	5	IS	O		0140	01572	Military Branch
20	2	IS	O		0141	00486	Military Rank/Grade
21	3	IS	O		0142	01573	Military Status

PV1 PATIENT VISIT SEGMENT

SEQ	LE N	DT	OP T	RP/ #	TBL#	ITEM#	ELEMENT NAME
1	4	SI	O			00131	Set ID - PV1
2	1	IS	R		0004	00132	Patient Class
3	80	PL	O			00133	Assigned Patient Location
4	2	IS	O		0007	00134	Admission Type
5	250	CX	O			00135	Preadmit Number
6	80	PL	O			00136	Prior Patient Location
7	250	XC N	O	Y	0010	00137	Attending Doctor
8	250	XC N	O	Y	0010	00138	Referring Doctor
9	250	XC N	B	Y	0010	00139	Consulting Doctor
10	3	IS	O		0069	00140	Hospital Service
11	80	PL	O			00141	Temporary Location
12	2	IS	O		0087	00142	Preadmit Test Indicator

SEQ	LE N	DT	OP T	RP/ #	TBL#	ITEM#	ELEMENT NAME
13	2	IS	O		0092	00143	Re-admission Indicator
14	6	IS	O		0023	00144	Admit Source
15	2	IS	O	Y	<u>0009</u>	00145	Ambulatory Status <u>0009</u>
16	2	IS	O		0099	00146	VIP Indicator
17	250	XC N	O	Y	0010	00147	Admitting Doctor
18	2	IS	O		0018	00148	Patient Type
19	250	CX	O			00149	Visit Number
20	50	FC	O	Y	0064	00150	Financial Class
21	2	IS	O		0032	00151	Charge Price Indicator
22	2	IS	O		0045	00152	Courtesy Code
23	2	IS	O		0046	00153	Credit Rating
24	2	IS	O	Y	0044	00154	Contract Code
25	8	DT	O	Y		00155	Contract Effective Date
26	12	NM	O	Y		00156	Contract Amount
27	3	NM	O	Y		00157	Contract Period
28	2	IS	O		0073	00158	Interest Code
29	4	IS	O		0110	00159	Transfer to Bad Debt Code
30	8	DT	O			00160	Transfer to Bad Debt Date
31	10	IS	O		0021	00161	Bad Debt Agency Code
32	12	NM	O			00162	Bad Debt Transfer Amount
33	12	NM	O			00163	Bad Debt Recovery Amount
34	1	IS	O		0111	00164	Delete Account Indicator

SEQ	LE N	DT	OP T	RP/ #	TBL#	ITEM#	ELEMENT NAME
35	8	DT	O			00165	Delete Account Date
36	3	IS	O		0112	00166	Discharge Disposition
37	47	DL D	O		0113	00167	Discharged to Location
38	250	CE	O		0114	00168	Diet Type
39	2	IS	O		0115	00169	Servicing Facility
40	1	IS	B		0116	00170	Bed Status
41	2	IS	O		0117	00171	Account Status
42	80	PL	O			00172	Pending Location
43	80	PL	O			00173	Prior Temporary Location
44	26	TS	O			00174	Admit Date/Time
45	26	TS	O	Y		00175	Discharge Date/Time
46	12	NM	O			00176	Current Patient Balance
47	12	NM	O			00177	Total Charges
48	12	NM	O			00178	Total Adjustments
49	12	NM	O			00179	Total Payments
50	250	CX	O		0203	00180	Alternate Visit ID
51	1	IS	O		0326	01226	Visit Indicator
52	250	XC N	B	Y	0010	01274	Other Healthcare Provider

MSA – MESSAGE ACKNOWLEDGMENT SEGMENT

SEQ	LEN	DT	R/O	RP/#	TBL#	ELEMENT NAME	VistA DESCRIPTION
1	2	ID	R		0008	Acknowledgment Code	Refer to HL7 table 0008
2	20	ST	R			Message Control ID	Message Control ID of the message being acknowledged.
3	80	ST	O			Text Message	Free text error message
4	15	NM	O			Expected Sequence Number	Not used
5	1	ID	B		0102	Delayed Acknowledgment Type	Not used
6	100	CE	O			Error Condition	Not used

23 Glossary

Also please refer to the following sites.

OI Master Glossary: http://vaww.oed.wss.va.gov/process/Library/master_glossary/masterglossary.htm

National Acronym Directory: <http://vaww1.va.gov/Acronyms/>

ADD-ONS	Patients who have been scheduled for a visit after routing slips for a particular date have been printed.
ALOS	Average Length of Stay
AMIS	Automated Management Information System
ANCILLARY	A test added to an existing appointment (i.e. lab, x-ray, EKG) test
API	Application Program Interface
BILLINGS	Bills sent to veteran
BRD	Business Requirements Document
CLINIC PULL LIST	A list of patients whose radiology/MAS records should be pulled from the file room for use in conjunction with scheduled clinic visits
COLLATERAL	A visit by a non-veteran patient whose appointment is related to or visit associated with a service-connected patient's treatment.
Computerized Patient Record System (CPRS)	An integrated, comprehensive suite of clinical applications in VistA that work together to create a longitudinal view of the veteran's Electronic Medical Record (EMR). CPRS capabilities include a Real Time Order Checking System, a Notification System to alert clinicians of clinically significant events, Consult/Request tracking and a Clinical Reminder System. CPRS provides access to most components of the patient chart.
CPRS	Computerized Patient Record System
CPT	Current Procedural Terminology
CR	Clinical Reminders
DBIA	Database Integration Agreement
DRG	Diagnostic Related Group
GMTS	Health Summary namespace
GUI	Graphic User Interface
HL7	Health Level Seven

ICR	Integration Control Reference
IRT	Incomplete Records Tracking
IVMH	Improve Veteran Mental Health
MEANS TEST	A financial report upon which certain patients' eligibility for care is based
Mental Health Treatment Coordinator (MHTC)	<p>The liaison between the patient and the mental health system at a VA site. There is only one Mental Health treatment coordinator per patient and they are the key coordinator for behavioral health services care.</p> <p>For more information about the MH treatment coordinator's responsibilities, see VHA Handbook 1160.1, "Uniform Mental Health Services in VA Medical Centers for Clinics," page 3-4. Note: In the handbook, the MHTC is called the Principal Mental Health Provider.</p>
MH	Mental Health
MHA3	Mental Health Assistant 3 package
MHTC	Mental Health Treatment Coordinator
NO SHOW	A person who did not report for a scheduled clinic visit without prior notification to the medical center.
NON-COUNT	A clinic whose visits do not affect AMIS statistics.
NSR	New Service Request
OE/RR	Order Entry/Results Reporting
OPC	Outpatient Clinic
OR	CPRS Order Entry/Results Reporting namespace
PAF	Patient Assessment File; where PAI information is stored until transmission to Austin.
PAI	Patient Assessment Instrument
PCE	Patient Care Encounter
PCMM	Primary Care Management Module
PRF	Patient Record Flag
Principal Mental Health Provider (PMHP)	See MH Treatment Coordinator (MHTC)

PTF	Patient Treatment File
PULL LIST	A list of patients whose radiology/PIMS records should be "pulled" from the file room for scheduled clinic visits
PX	Patient Care Encounter namespace
PXRM	Clinical Reminders package namespace
RAM	Resource Allocation Methodology
Reminder Definitions	These are pre-defined sets of findings that are used to identify patient cohorts and reminder resolutions. The reminder is used for patient care and/or report extracts.
Reminder Dialogs	These are pre-defined sets of text and findings that provide information to the CPRS GUI for collecting and updating appropriate findings while building a progress note.
Reminder Terms	Terms are used to map local findings to national findings, providing a method to standardize the findings for national use. These are also used for local grouping of findings for easier reference in reminders and are defined in the Reminder Terms file.
ROUTING SLIP	When printed for a specified date, it shows the current appointment time, clinic, location, and stop code. It also shows future appointments.
RPC	Remote Procedure Calls
RSD	Requirements Specification Document
RUG	Resource Utilization Group
SBR	Suicide Behavior Report
SHARING AGREEMENT	Agreement or contract under which patients from other government agencies or private facilities are treated.
SME	Subject Matter Expert
SPECIAL SURVEY	An ongoing survey of care given to patients alleging Agent Orange or Ionizing Radiation exposure. Each visit by such patients must receive "special survey dispositioning" which records whether treatment provided was related to their exposure. This data is used for Congressional reporting purposes.
STOP CODE	A three-digit number corresponding to an additional stop/service a patient received in conjunction with a clinic visit. Stop code entries are used so that medical facilities may receive credit for

	the services rendered during a patient visit.
THIRD PARTY	Billings where a party other than the patient is billed
TIU	Text Integration Utility namespace
TIU	Text Integration Utility
TSR	Treating Specialty Report
VHA	Veterans Health Administration
VistA	Veterans Information System and Technology Architecture

24 Military Time Conversion Table

STANDARD	MILITARY
12:00 MIDNIGHT	2400 HOURS
11:00 PM	2300 HOURS
10:00 PM	2200 HOURS
9:00 PM	2100 HOURS
8:00 PM	2000 HOURS
7:00 PM	1900 HOURS
6:00 PM	1800 HOURS
5:00 PM	1700 HOURS
4:00 PM	1600 HOURS
3:00 PM	1500 HOURS
2:00 PM	1400 HOURS
1:00 PM	1300 HOURS
12:00 NOON	1200 HOURS
11:00 AM	1100 HOURS
10:00 AM	1000 HOURS
9:00 AM	0900 HOURS
8:00 AM	0800 HOURS
7:00 AM	0700 HOURS
6:00 AM	0600 HOURS
5:00 AM	0500 HOURS
4:00 AM	0400 HOURS
3:00 AM	0300 HOURS
2:00 AM	0200 HOURS
1:00 AM	0100 HOURS

This Page Is Intentionally left blank for pagination conventions

25 Alphabetical Index of PIMS Terms

ACRP Ad Hoc Report
ACRP Database Conversion
Add / Edit a Holiday
Add / Edit Stop Codes
Alpha List of Incomplete Encounters
Append Ancillary Test to Appt.
Appointment Check-in / Check-out
Appointment List
Appointment Management
Appointment Management Report
Appointment Status Update
Appointment Waiting Time Report
Batch Update Comp Gen Appt Type for C&Ps
Call List
Cancel Appointment
Cancel Clinic Availability
Cancelled Clinic Report
Change Patterns to 30-60
Chart Request
Check Transmitted Outpatient Encounter Files
Check-in / Unsched. Visit
Clinic Appointment Availability Report
Clinic Assignment Listing
Clinic Edit Log Report
Clinic Group Maintenance for Reports
Clinic List (Day of Week)
Clinic Next Available Appt. Monitoring Report
Clinic Profile
Clinic Utilization Statistical Summary
Computer Generated Appointment Type Listing
Convert Patient File Fields to PCMM
Correct Incomplete Encounters
Current MAS Release Notes

Data Transmission Report
Delete an Ad Hoc Report Template
Delete Ancillary Test for Appt.
Discharge from Clinic
Display Ad Hoc Report Template Parameters
Display Appointments
Display Clinic Availability Report
Edit Appointment Type for Add / Edit Encounters
Edit Clinic Enrollment Data
Edit Clinic Stop Code Name- Local Entries Only
Edit Computer Generated Appointment Type
Edit Outpatient Encounter
Enc. by DSS ID / DSS ID by Freq. (OP0, OP1, OP2)
Enc. by IP DSS ID / DSS ID by Freq. (IP0, IP1, IP2)
Encounter 'Action Required' Report
Encounter Activity Report
Encounters Transmitted with MT Status of U
Enrollment Review Date Entry
Enrollments > X Days
Enter / Edit Letters
Error Listing
File Room List
Find Next Available Appointment
Future Appointments for Inpatients
High Risk MH No-Show Adhoc Report
High Risk MH No-Show Nightly Report
Inactivate a Clinic
Incomplete Encounter Error Report
Incomplete Encounters by Error Code
Inpatient Appointment List
Look Up on Clerk Who Made Appointment
Make Appointment
Make Consult Appointment
Management Edit
Management Report for Ambulatory Procedures

Means Test / Eligibility / Enrollment Report
Means Test IP Visits & Unique (IP3, IP4, IP5)
Means Test Visits & Uniques (OP3, OP4, OP5)
Most Frequent 20 IP Practitioner Types (IP8)
Most Frequent 20 Practitioner Types (OP8)
Most Frequent 50 CPT Codes (OP6)
Most Frequent 50 ICD-9-CM Codes (OP7)
Most Frequent 50 IP CPT Codes (IP6)
Most Frequent 50 IP ICD-9-CM Codes (IP7)
Multiple Appointment Booking
Multiple Clinic Display / Book
Non-Conforming Clinics Stop Code Report
No-Show Report
No-Shows
Outpatient Diagnosis / Procedure Code Search
Outpatient Diagnosis / Procedure Frequency Report
Outpatient Encounter Workload Statistics
Patient Activity by Appointment Frequency
Patient Appointment Statistics
Patient Encounter List
Patient Profile MAS
Performance Monitor Detailed Report
Performance Monitor Retransmit Report (AAC)
Performance Monitor Summary Report
Print Appointment Status Update (Date Range)
Print from Ad Hoc Template
Print Scheduling Letters
Provider / Diagnosis Report
Purge Ambulatory Care Reporting files
Purge Appointment Status Update Log File
Purge rejections that are past database close-out
Purge Scheduling Data
Radiology Pull List
Reactivate a Clinic
Remap Clinic

Restore Clinic Availability
Retransmit Ambulatory Care Data by Date Range
Retransmit Selected Error Code
Retroactive Visits List
Review of Scheduling / PCE / Problem List Data
Routing Slips
SC Veterans Awaiting Appointments
Scheduling / PCE Bad Pointer Count
Scheduling Parameters
Selective Retransmission of NPCDB Rejections
Set up a Clinic
Sharing Agreement Category Update
Stop Code Listing (Computer Generated)
Summary Report - IEMM
Team / Position Assignment / Re-Assignment
Tracking Report
Transmission History for Patient
Transmission History Report - Full
Trend of Facility Uniques by 12 Month Date Ranges
Veterans Without Activity Since a Specified Date
View Appointment Status Update Date (Single Date)
Visit Rpt by Transmitted OPT Encounter
Visits and Unique IP SSNs by County (IP9)
Visits and Unique SSNs by County (OP9)
Workd Report
