

## Important Changes to the VA Health Record System for the VA Central Ohio Healthcare System

On April 30, the VA Central Ohio Healthcare System and community-based outpatient clinics (CBOCs) in Columbus, Newark, Grove City, Marion, and Zanesville, Ohio, implemented a new electronic health record (EHR). The new EHR system will transform health care for Veterans, allowing the Department of Veterans Affairs (VA) clinicians, staff and community health care providers to access your full medical history on a single platform without you or your provider needing to track down previous health information.

As part of this change, you will be using a new online patient portal called My VA Health, which will support your care at the VA Central Ohio Healthcare System.

### Accessing the new patient portal

- You must have a **Premium** My HealtheVet account, a **Premium** Department of Defense Self-Service Logon (DS) Logon account or a verified ID.me account to access My VA Health. If you have a Basic My HealtheVet account, you should **upgrade your account** now by going to <https://www.myhealth.va.gov/premium>. At that link, you will find a step-by-step guide on how to upgrade your account to **Premium** at no cost.

### Confirm your contact information on file is accurate:

- [My VA Health](#) will use the email address on file to send appointment reminders, message notifications and more.
  - The first time you sign into My VA Health, you will be prompted to confirm your email address and to choose your notification preferences for your VA health record updates and new messages.
  - Updates to your notification email and preferences can be made by selecting “Set up notifications” from the Settings menu found in the upper-right corner of the My VA Health patient portal.

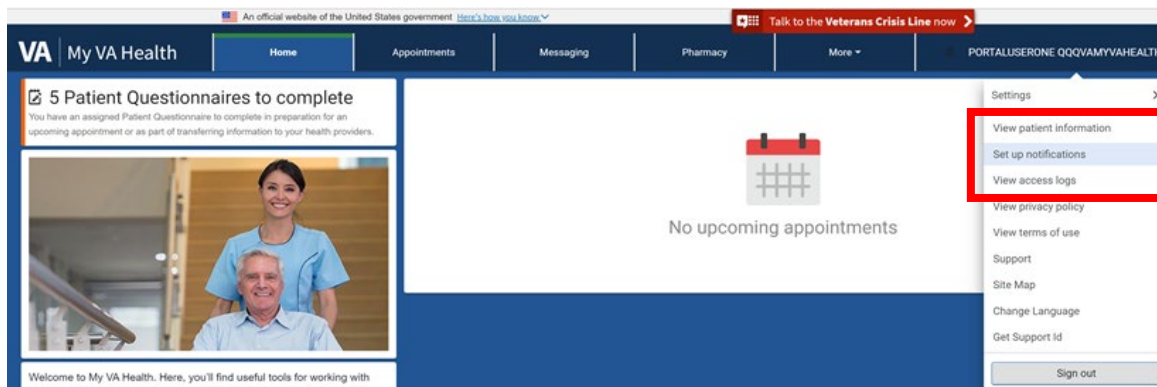


Figure 1: Settings Menu — Set Up Notifications

# My VA Health

## Get Started on My VA Health

You can access the My VA Health patient portal several ways.

- My VA Health once live: <https://patientportal.myhealth.va.gov>
- VA.gov: <https://www.va.gov/sign-in>
- My HealtheVet: [www.myhealth.va.gov](http://www.myhealth.va.gov)

Use the **same account credentials that you use today.**

- **Premium** DS Logon account
- **Premium** My HealtheVet account
- A verified ID.me account

## Appointments

- For managing your VA health appointments at the VA Central Ohio Healthcare System and associated CBOCs, you will use [My VA Health](#).
- My VA Health will send appointment reminders to the email address entered in your notification preferences, so please make sure that information is current.
- You can also still call the VA Central Ohio Healthcare System if needed to schedule appointments at 614-257-5200.
- For appointments at other VA health facilities: View your appointments using the [VA appointments tool](#) or on My HealtheVet.
- As part of this transition, we request that if you use third-party insurance, you bring your insurance card and a list of medications you are currently taking to your first appointment with your VA provider on or after April 30. Doing so will help us ensure we have the correct information on file for you.

Secured & powered by ID.me

Sign in with an existing account

Sign in with DS Logon

Sign in with My HealtheVet

ID.me Sign in with ID.me

OR

Don't have those accounts?

ID.me Create an ID.me account

Use your email, Google, or Facebook

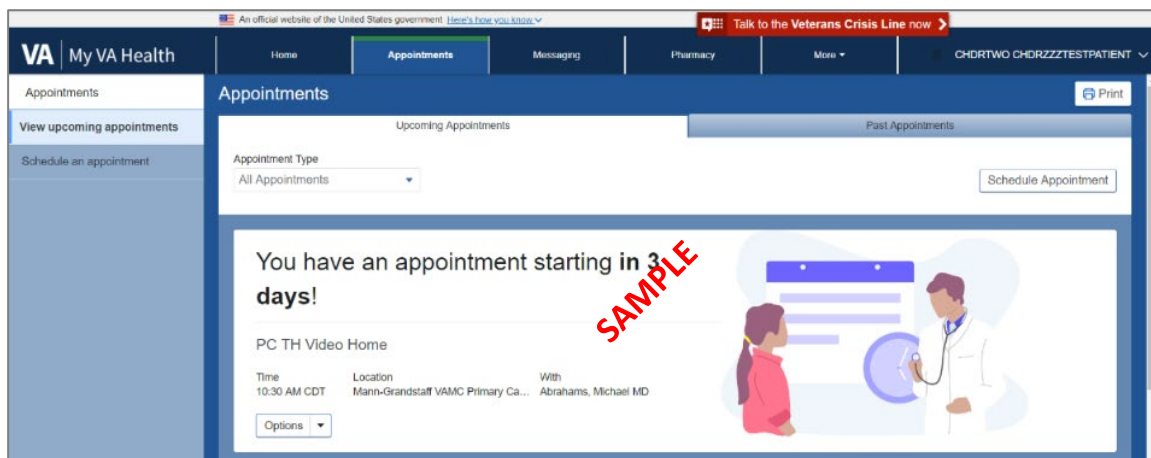


Figure 3: Manage Your VA Health Appointments

## Messages

- To send and receive messages, select the “Messaging” tab in My VA Health. There are several options on this section.
  - To read a message from your health care team, select it to open.
  - Select the “New Message” button to create a new message to your VA health care team.
  - Select the “Manage Folders” button to create folders to organize your messages.
- **Note: Secure messaging:** You can use My HealtheVet secure messaging to contact your provider until **midnight EDT on April 24**.
- Starting April 30, you will use My VA Health to message your providers. In the interim period, you can contact your provider by phone.

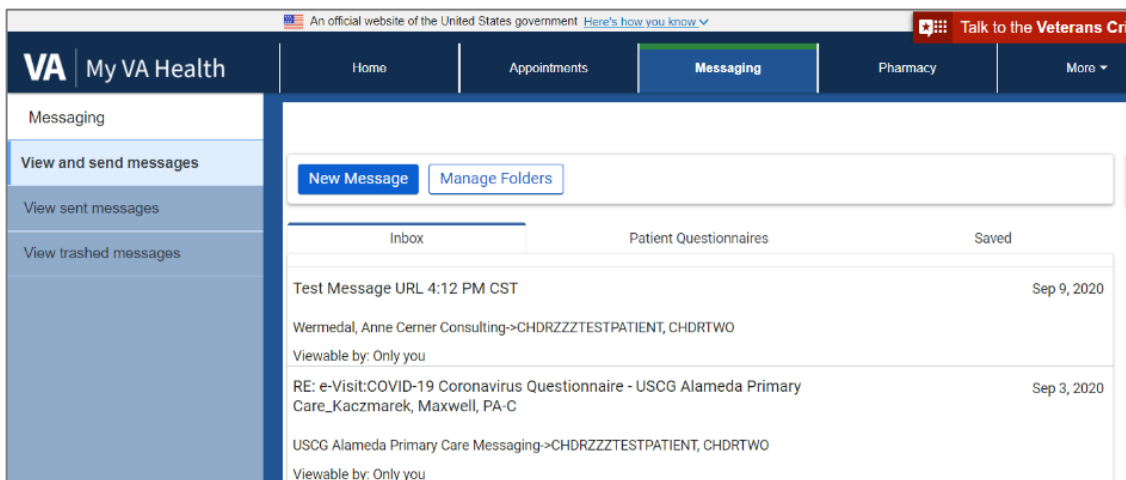


Figure 4: Message Your VA Health Care Teams

## VA Prescriptions Refills and Renewals

### From the VA Central Ohio Healthcare System

- To request online refills or renewals of prescriptions from the VA Central Ohio Healthcare System and Columbus, Newark, Grove City, Marion, and Zanesville, Ohio, you must use [My VA Health](#).
- Select the “Pharmacy” tab at the top of My VA Health to view and manage your medications and also to request medication refills and prescription renewals.
- You can still request refills during an appointment, by mailing in a refill slip or using the automated phone system.

### From all other VA facilities

# My VA Health

- You must continue to use the My HealthVet patient portal to request online prescription refills or renewals for your medications ordered by VA providers from other VA medical facilities not using the new EHR. Prescriptions from VA medical facilities not using the new EHR will not be transferred to the VA Central Ohio Healthcare System.
  - You can still request refills during an appointment, by mailing in a refill slip or using the automated phone system.

## Track delivery of your VA prescriptions

- **From the VA Central Ohio Healthcare System and associated CBOCs:**
  - Depending on when your medications shipped, they may appear in My VA Health or the existing portal, My HealthVet.
  - Tracking information can be found in the Pharmacy tab in My VA Health next to the name of your medication.
    - Selecting the tracking number will open the shipper (USPS, UPS, FedEx, etc.) website for further tracking of your medication shipment.
  - For a short period after the new online patient portal, My VA Health, is implemented at the VA Central Ohio Healthcare System, you may need to check both the My VA Health and My HealthVet patient portals to see your tracking information.
  - Please check My VA Health to track the delivery of your medications if you are experiencing one of the following:
    - You have not received a prescription notification in My HealthVet.
    - You do not see tracking information in My HealthVet.
    - Your VA prescription has a status of “Transferred” in My HealthVet.
- **From all other VA facilities**
  - Depending on when your medications shipped, they may appear in either the My VA Health or My HealthVet.
  - If you have already received a notification, you can track the delivery of your VA prescriptions through My HealthVet.
  - Continue to use My HealthVet to track your VA prescriptions from other VA facilities.

The screenshot displays the 'Pharmacy' section of the My VA Health portal. The main heading is 'Current Medications' for user 'VANCE BEARDEDIPO'. A table lists four medications with their respective refill and dispensing status. Each entry includes a 'Details' button and a 'Refill' button. An 'Important Information' box on the right provides a warning about prescription changes and advises consulting a healthcare provider.

Medication Name	Refills Remaining	Dispensed Quantity	Last Refill Date	Refill Requested	Tracking Number
aspirin EC 325 mg tablet	2	60	March 8, 2022	March 10, 2022	
Aspirin Enteric Coated 325 mg oral delayed release tablet	--	Pending	--		
ondansetron 4 mg tablet	0	30	March 1, 2022		
multivitamin ophth areds2 w/lutein/zeax capsule	2	120	March 10, 2022		1756241625580816564583

Figure 5: Pharmacy — Medications

# My VA Health



For more information, visit the [VA Central Ohio Healthcare System website](#) and check out the [My VA Health User Guide](#).



U.S. Department  
of Veterans Affairs

Updated March 2022