



# SLVHCS Neurologic Physical Therapy Therapy Residency Program

Overview of the advanced practice residency program in Neurologic Physical Therapy at the Southeast Louisiana Veterans Health Care System

# Overview of Program

- **Advanced Practice Residency**  
The program offers licensed physical therapists a year-long advanced practice residency in Neurologic Physical Therapy.
- **Accredited by ABPTRFE**  
The program is in candidacy status seeking accreditation by the American Board of Physical Therapy Residency and Fellowship Education (ABPTRFE).
- **Funded by the Office of Academic Affiliations**  
The program is funded by the Office of Academic Affiliations, providing full-time employment with benefits for the resident.
- **Located in New Orleans, Louisiana**  
The program is located in the heart of New Orleans, Louisiana, with a thriving diverse cultural scene.
- **1 Resident Annually**  
The program supports 1 resident annually, providing 150+ hours of 1:1 mentoring with Neurologic Clinical Specialists.
- **Eligible for NCS Certification**  
Residents who successfully complete the program are well-prepared and eligible to sit for the Neurologic Clinical Specialist (NCS) exam.

# Mission and Goals




Develop advanced  
neurologic practitioners

Committed to providing  
excellence in neurologic physical  
therapy for Veterans



Deliver an advanced  
curriculum

Integrating the mentor-mentee  
model of learning



Contribute to the growth  
of knowledge

In the field of neurologic  
physical therapy



Graduate professionals of  
excellence

Graduates exemplify  
professional ideals and are  
prepared to become NCS.

Through this mission and goals, the program aims to elevate the care of our Veterans by developing highly skilled, board-certified neurologic physical therapists.

# Curriculum

- **Didactic Coursework**

Theoretical and evidence-based instruction covering topics such as neuroanatomy, pathophysiology, evaluation, and intervention for neurological disorders

- **Mentored Clinical Practice**

One-on-one mentorship with Neurologic Clinical Specialists and experienced clinicians across various settings including acute, ICU, community living center, and outpatient

- **Skill Labs**

Hands-on training and development of advanced clinical skills in areas such as vestibular rehabilitation, gait analysis, orthotic selection, custom specialty wheelchair prescription and motor control

- **Observations**

Opportunities to observe specialty clinics such as Spinal Cord Injury, ALS, Polytrauma, Stroke, Multiple Sclerosis, and Movement Disorder




- **Teaching Opportunities**

Experiences to develop teaching skills, including serving as a medical resident instructor and providing in-service presentations

- **Assessments**

Formal and informal evaluations, including case presentations, journal club facilitation, research proposal submission, written exams, live patient exams and competency-based assessments

The VA has exceptional facilities and equipment to provide the best care.



# Residency Requirements

- US Citizenship

Residents must be US citizens to be eligible for the program.

- CAPTE Accredited PT Program Graduation

Residents must have graduated from a CAPTE accredited physical therapy program.

- Unrestricted State Licensure

Residents must have an unrestricted state license to practice physical therapy in the US.

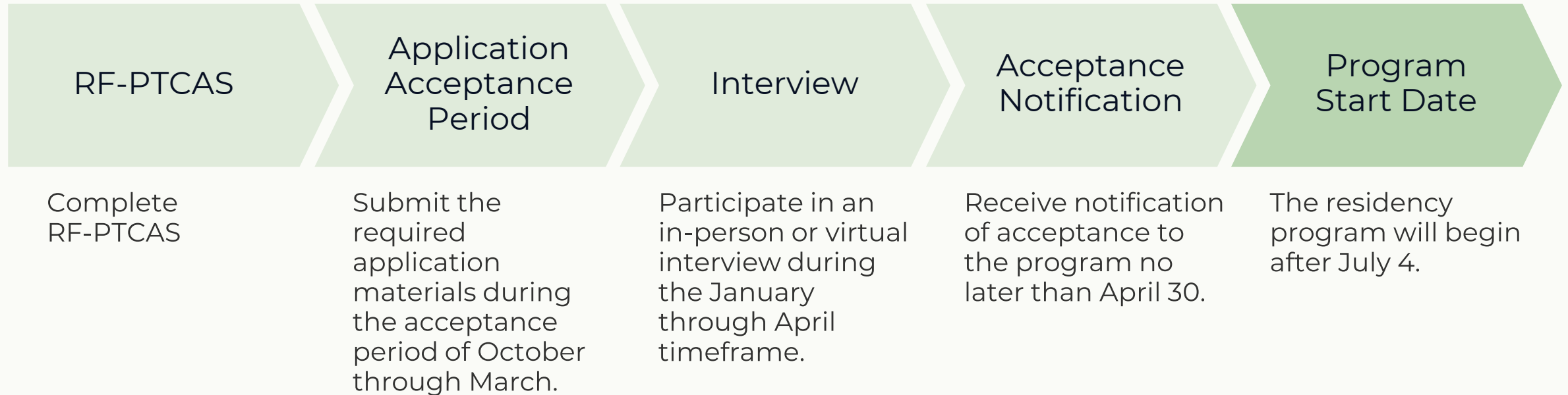
- APTA and Neuro Section Membership

Residents must maintain membership in the APTA and the Neurology Section.

- Program Activities

Residents must complete activities such as case presentations, journal club facilitation, in-services, and exams.

# How to Apply



# Benefits

## Salary and Benefits

Provided by the Office of Academic Affiliations (OAA), Health insurance comprehensive medical coverage for the resident

## Conferences

Conference fees, airfare, hotel, meal and incidentals for attendance of CSM, conference fees for a LA state conference to support professional development

## Paid Leave

13 vacation days, 13 sick days, and 11 federal holidays

## Workspace and Supplies

Dedicated personal workspace with access to office supplies and support personnel

## Curricular Materials

Medbridge subscription, access to medical media services and the medical library

## Teaching Experience

Opportunities to gain teaching experience



# Susan Kurtz

## PT, MPT, CWS, SCCE

Program Director

Susan Kurtz has over 20 years of diverse experience in various healthcare settings, including the ICU, wound care, pediatrics, and the VA. She is a Certified Wound Specialist, clinical instructor credentialing level 2 through the APTA, and serves as an adjunct DPT faculty member at LSUHSC-NO and VA's Clinical Education Coordinator, contributing to the education of future physical therapy practitioners.



# Natalie Pilie

## PT, MPT, NCS

Natalie, a Board-Certified Neurologic Clinical Specialist, holds a Bachelor's degree in Exercise Physiology, Human Performance and Health Promotion from the University of New Orleans. She obtained a Master's in Physical Therapy from Louisiana State University Health Science Center in 2007 and began her career at Touro Rehabilitation on the Brain Injury Brain Injury Inpatient Rehabilitation unit. She remained at Touro as a Brain Injury Program Supervisor until 2016 when she decided to further pursue her passion for the treatment of individuals with neurologic impairments at Southeast Louisiana Louisiana Veteran's Health Care System. She is currently serving at the Neurologic Clinical Specialist, Polytrauma PT and Stroke and Stroke PT, Service Dog Champion and lead for the facility dog program at SLVHCS. Natalie is actively involved in professional associations, serves on advisory councils, is adjunct faculty at local PT schools and has presented at numerous conferences. Her expertise encompasses vision therapy, vestibular dysfunction, stroke, brain injury, and gait analysis. Interprofessional collaboration is central to her therapeutic interventions, as she works closely with various healthcare providers to ensure comprehensive rehabilitation.

# Program Outcomes

Outcome	Value
Graduation Rate	TBD- in year 1 of candidacy status
Specialty Board Pass Rate	TBD- in year 1 of candidacy status
Retention Employment within VHA Healthcare System	TBD- in year 1 of candidacy status

\*Based on data from the SLVHCS Neurologic Physical Therapy Residency Program's internal tracking and reporting.

# Financial Fact Sheet 2024-2025

**Introduction:** The American Board of Physical Therapy Residency and Fellowship Education (ABPTRFE) has created this Financial Fact Sheet to provide financial transparency to applicants on the true costs to undergo residency and fellowship education.

**Instructions:** The program will complete Part 1 of this form and publish it on the program's website. The applicant will complete Part 2 of this form.

## Part 1: To be Completed by the Program

### Program Information

#### Program Information

**Name of Program:** SLVHCS Neurologic Physical Therapy Residency

**Physical Address:** 2400 Canal Street, New Orleans, LA 70119

#### Program Hours

**Educational Hours:** 300+

**Patient-Care Clinic / Practice Hours (inclusive of mentoring):** 1500

**Mentoring Hours:** 150+

#### Program Travel

Please indicate if participants are required to travel greater than 50 miles for any aspect of patient-care clinic/practice hours (does not include daily commute): Select appropriate entity.

Please indicate if participants are required to travel greater than 50 miles for any aspect of educational hours: No

### Participant Costs

The program will provide all costs associated with this program.

Type of Cost	Year One	Year Two	Year Three	Total
Fees <i>Enter the amount of fees associated with the program (if applicable). Fees are any amount \$1,000 or less. If more than \$1,000, please enter that amount under tuition.</i>	\$ \$295(APTA National Dues)\$125(LA Chapter Dues)\$55(Neurology Specialty Dues)	\$ Enter amount.	\$ Enter amount.	\$ 475
<input type="checkbox"/> Fees for this program include:				
<input type="checkbox"/> CPR				

<input type="checkbox"/> EMR <input checked="" type="checkbox"/> APTA-Related Professional Membership <input checked="" type="checkbox"/> Dues (APTA, Section/Academy) <input type="checkbox"/> Other Professional Membership Dues <input type="checkbox"/> Other: Indicate other fees.				
Tuition (if applicable)	\$ 0	\$ Enter amount.	\$ Enter amount.	\$ 0
Curriculum Costs (not included in tuition above)	\$ 0	\$ Enter amount.	\$ Enter amount.	\$ 0
Required textbooks, software, apps (not included in program fees)	\$ 0	\$ Enter amount.	\$ Enter amount.	\$ 0
Application Fees (program assessed above and beyond RF-PTCAS)	\$ 0	\$ Enter amount.	\$ Enter amount.	\$ 0
Conference Registration Fees (not included in fees above)	\$ 0.	\$ Enter amount.	\$ Enter amount.	\$ 0
Travel Costs (for program education requirements and conference attendance, if applicable)	\$ 0	\$ Enter amount.	\$ Enter amount.	\$ 0
Parking/Mass-Transit Fees	\$ 0	\$ Enter amount.	\$ Enter amount.	\$ 0
Mentoring Fees	\$ 0.	\$ Enter amount.	\$ Enter amount.	\$ 0
Malpractice Insurance	\$ 0	\$ Enter amount.	\$ Enter amount.	\$ 0
Other program costs not included above: List other costs.	\$ 0	\$ Enter amount.	\$ Enter amount.	\$ 0
<b>Total Program Costs</b>	<b>\$ 475</b>	<b>\$ Enter amount.</b>	<b>\$ Enter amount.</b>	<b>\$ 475</b>

## Program Sponsored Financial Assistance

The program will provide any financial assistance provided to participants.

Type of Financial Assistance	Year One	Year Two	Year Three	Total
Salary Paid by Program	\$ 52764	\$ Enter amount.	\$ Enter amount.	\$ 52764
Student Financial Aid (for tuition fee programs only)	\$ Enter amount.	\$ Enter amount.	\$ Enter amount.	\$ Tally row amounts.
Graduate Assistantship(s)	\$ Enter amount.	\$ Enter amount.	\$ Enter amount.	\$ Tally row amounts.
Other Assistantship(s)	\$ Enter amount.	\$ Enter amount.	\$ Enter amount.	\$ Tally row amounts.
Scholarships	\$ Enter amount.	\$ Enter amount.	\$ Enter amount.	\$ Tally row amounts.
Travel Costs/Stipends	\$ Up to \$1800 for conference travel	\$ Enter amount.	\$ Enter amount.	\$ 1800
Student Financial Aid (for tuition fee programs only)	\$ Enter the anticipated	\$ Enter amount.	\$ Enter amount.	\$ 1055

	program start date.			
ABPTS Board-Certification Examination Fees	\$ Enter amount.	\$ Enter amount.	\$ Enter amount.	\$ Tally row amounts.
Other financial assistance not included above: List other financial assistance.	\$ 275 (Medbridge subscription), 500 (CSM fee), 280 (Neuro Specialty Conference fee) Enter amount.	\$ Enter amount.	\$ Enter amount.	\$ Tally row amounts.
<b>Total Financial Assistance</b>	\$ Enter amount.	\$ Enter amount.	\$ Enter amount.	\$ 55619

## Part 2: To be Completed by the Applicant

**Program Information** – This information can be found on the [ABPTRFE Online Directory](#)

### Program Structure

**Program Type:** Single Site

**Program Format:** Full-Time

**Program Length:** 12 months

**2<sup>nd</sup> Program Format:** Select 2<sup>nd</sup> program format, if applicable.

**2<sup>nd</sup> Program Length:** Enter the 2<sup>nd</sup> program length in months, if applicable

**Number of Participant Positions Each Calendar Year:** 1

### Program Applicant Information

**Application Deadline Date:** March

**Program Start Date:** August

**2<sup>nd</sup> Application Deadline Date (if applicable):** Enter the 2<sup>nd</sup> program application deadline date, if applicable.

**Program 2<sup>nd</sup> Start Date:** Enter the 2<sup>nd</sup> program start date, if applicable.

**3<sup>rd</sup> Application Deadline Date (if applicable):** Enter the 3<sup>rd</sup> program application deadline date, if applicable

**Program 3<sup>rd</sup> Start Date:** Enter the 3<sup>rd</sup> program start date, if applicable.

**4<sup>th</sup> Application Deadline Date (if applicable):** Enter the 4<sup>th</sup> program application deadline date, if applicable

**Program 4<sup>th</sup> Start Date:** Enter the 4<sup>th</sup> program start date, if applicable.

**Format for Educational Hours:** Both in-person and remote

**Affiliated Practice Site Locations:** Select locations.

**Mentor Appointment to Faculty:** Mentors identified by program

**Mentor Accessibility:** On-site

## Applicant Financial Considerations

The applicant will consider the following related to their finances.

Participant Financial Consideration	Year One	Year Two	Year Three	Total
Salary Earned ( <i>input your salary, not paid by the program, if you plan to continue your employment while undergoing the program</i> )	\$ Enter amount.	\$ Enter amount.	\$ Enter amount.	\$ Tally row amounts.
License Fees	\$ Enter amount.	\$ Enter amount.	\$ Enter amount.	\$ Tally row amounts.
Malpractice Insurance ( <i>not covered by program</i> )	\$ Enter amount.	\$ Enter amount.	\$ Enter amount.	\$ Tally row amounts.
Cost of Living Expenses ( <a href="#">Forbes Cost of Living Calculator</a> )	\$ Enter amount.	\$ Enter amount.	\$ Enter amount.	\$ Tally row amounts.
Student Loan Payments ( <i>if unable to defer during program</i> )	\$ Enter amount.	\$ Enter amount.	\$ Enter amount.	\$ Tally row amounts.
<b>Subtotal</b>	\$ Enter amount.	\$ Enter amount.	\$ Enter amount.	\$ Tally row amounts.
Loan Forgiveness ( <i>if eligible</i> )	\$ Enter amount.	\$ Enter amount.	\$ Enter amount.	\$ Tally row amounts.
<b>Total Participant Financial Considerations</b>	\$ Subtract Loan Forgiveness from Subtotal.	\$ Subtract Loan Forgiveness from Subtotal.	\$ Subtract Loan Forgiveness from Subtotal.	\$ Tally row amounts.

## Applicant Financial Debt Summary

The applicant will utilize the total program costs, total program financial assistance, and total participant financial consideration, along with their current debt to calculate the cost-benefit ration of completing this program.

Debt	Total
Debt at time of admission to program ( <i>current student loan debt</i> )	\$ Enter total current debt.
Total program costs ( <i>enter amount from total costs for entire length of program located above</i> )	\$ Enter amount.
Total participant financial considerations ( <i>enter amount from total financial considerations for entire length of program located above</i> )	\$ Enter amount.
<b>Subtotal</b>	\$ Add above amounts.
Total program financial assistance ( <i>enter amount from total program financial assistance for entire length of program located above</i> )	\$ Enter amount.

Total Debt After Completion of Program	\$ Subtract program financial assistance from subtotal.
--	---

Last Updated: 10/30/2023  
Contact: resfel@apta.org