

Pharmacy Data Management User Manual



Version 1.0

September 1997

(Revised July 2021)

Department of Veterans Affairs (VA)

Office of Information and Technology (OIT)

Revision History

Date	Revised Pages	Patch Number	Description
07/21	i, 30	PSS*1*247	<ul style="list-style-type: none"> Updated the description of section 1.2.11 Manage Buprenorphine Tx of Pain - VA Products
11/20	30	PSS*1*246	<ul style="list-style-type: none"> Updated the description of section <u>1.2.11 Manage Buprenorphine Tx of Pain Dosage Forms</u> Updated Title page, Revision History, Table of Contents, Index, and Footers (Liberty ITS)
08/20	Title, i, ix, 3, 85, 92, 94, 100, 265, Footers	PSS*1*245	<ul style="list-style-type: none"> Added new Medication Instruction Management menu option <u>Med Instruction Med Term Route Report</u> Added new Medication Routes Management menu option <u>Med Instruction Med Term Route Report</u> Added <u>1</u> in example 2 of section 1.7.1 Added section <u>1.7.3</u> Added <u>1</u> in example 1 of section 1.8.1 Added section <u>1.8.4</u> Updated Title page, Revision History, Table of Contents, Footers, and the Index (Liberty ITS)
07/20	71 , 116 , 119 Global	PSS*1*242	<p>Modified PDM adding new fields: OTHER MOST COMMON INDICATION (#14.1), OTHER LANGUAGE INDICATIONS (#14.2) to the PHARMACY ORDERABLE ITEM (#50.7) file</p> <p>Updated Title page, Revision History, and Footers (REDACTED)</p>
01/20	Title, i-vii, 96	PSS*1*240	<ul style="list-style-type: none"> Updated URL in <u>Example 1</u> Updated Title page, Revision History, and Footers (Liberty ITS)
01/19	104, 105, 106, 109, 111, 114 - 115	PSS*1*225	<p>Added explanation and examples of the new RESPIRATORY THERAPY DRUG? prompt under the Edit Orderable Items [PSS EDIT ORDERABLE ITEMS] option. (REDACTED)</p>
01/19	33, 78	PSS*1*214	<p>Edit the NCPDP Quantity Multiplier to reflect 5 decimal places</p> <p>Display message if all EPHARMACY BILLABLE fields are blank (REDACTED)</p>
10/18	i-vii, Title Page, 34	PSS*1*218	<ul style="list-style-type: none"> Updated title page to reflect month of release Description of added DEA, SPECIAL HDLG field value "K". Updated figure for PSS DRUG ENTER/EDIT help screen for the DEA,SPECIAL HDLG field (REDACTED)

08/18	68-71 77-78	PSS*1*227	Added sections to describe DRUG file (#50) audit notifications and price change history. Described changes to the [PSS LOOK] option resulting from DRUG file price changes. (REDACTED)
08/18	30-31	PSS*1*219	Added Information related to the new option 'Manage Buprenorphine Tx of Pain Dosage Forms' [PSS BUPRENORPHINE DOSAGE FORMS].
03/18	20, 21	PSS*1*211	Modified the example for the noun/dosage report in section 1.2.5. (N. Boston Analyst CTT & DM NDS Medications Dosage Form)
03/18	Title Page, Revision History, TOC, 45, 99, 100, 103, 105, and 107-110, 7-10, 34, 35, 37, 40, 41,46, 59, 63, 65, 67-70, 72, 76, 77, 85, 88, 90-92, 96, 102, 107, 108, 110, 114, 115, 118- 122, 124, 126, 127, 136, 138- 140, 143-145, 150-152, 154- 157, 159, 161, 164-166, 169, and 171	PSS*1*204	Updated the Title Page, Revision History, and Table of Contents. Modified PDM adding two new fields: MOST COMMON INDICATION FOR USE (#14) and INDICATIONS FOR USE (#13) to the PHARMACY ORDERABLE ITEM (#50.7) file. These fields are displayed as part of the Edit Orderable Items [PSS EDIT ORDERABLE ITEMS] option. Made formatting changes throughout the document. (REDACTED)
02/18	Title page 153-154	PSS*1*178	Updated title page to reflect month of release Updated display for <i>Check PEPS Service Setup</i> option (REDACTED)
01/18	127	PSS*1*212	Updated Pharmacy System Parameters Edit option
05/17	4 80-81 82-85 129-134 136-137 197	PSS*1*201	Updated Pharmacy Data Management options Updated Section 1.7.1 Medication Instruction File Add/Edit Updated Section 1.7.2 Medication Instruction File Report Updated Section 1.13.1 Standard Schedule Edit Updated Section 1.13.2 Administration Schedule File Report Added/Modified Glossary Terms
11/16	37-38, 41, 43- 44, 49, 52, 55- 56, 58, 66-67 73-75, 77	PSS*1*200	Updated Section 1.3 – Drug Enter/Edit Updated Section 1.6 – PSSLOOK Updated Section 1.6 – PSNLOOK Updated Section 1.6 – PSNACT (REDACTED)
10/16	65, 66	PSS*1*193	Updated Section 1.3 – Drug Enter/Edit. (REDACTED)
08/16	32-34, 38-40, 49, 51, 53, 70- 72, 100	PSS*1*192	Updated Title Page to current OI&T standards Add fields to drug file for electronic billable determination Add field to drug file for sensitive diagnosis drug (REDACTED)

06/16	i-ix 11 40-41 43 49 72-73 121-122 123 144 146-147	PSS*1*189	<p>Updated Revision History and Table of Contents.</p> <p>Added MAXIMUM DAYS SUPPLY to example</p> <p>Revised Section 1.3 - Drug Enter Edit Option</p> <p>Added paragraph on Max days supply</p> <p>Added Example 2: <i>Drug Enter/Edit</i> [PSS DRUG ENTER/EDIT] Option (showing a maximum days supply of 365)</p> <p>Added MAXIMUM DAYS SUPPLY field in example</p> <p>Added MAXIMUM DAYS Supply field in example</p> <p>Added MAXIMUM DAYS SUPPLY field in example for [PSS LOOK] option</p> <p>Added example 4 for PSNLOOK option. This option will display the MAXIMUM DAYS SUPPLY field</p> <p>Added example 5 for PSNACT option. This option will display the MAXIMUM DAYS SUPPLY field</p> <p>Updated Section 1.9.2 Dispense Drug/Orderable Item Maintenance</p> <p>Added documentation to Section 1.13, Standard Schedule Edit; Schedule Edit – Inactivate. Added Example: Inactive Administration Schedule</p> <p>Added documentation to Section 1.13.2 - Administration Schedule File Report. Added Example: Administration Schedule File Report</p> <p>Added inactivation date for IV Additive</p> <p>Added inactivation date for IV Solutions</p> <p>Added new rule regarding IV solutions matched to an Orderable. Added Example: Exclusion of duplicate volumes within an Orderable Item (REDACTED)</p>
03/16	i-viii, 44, 87, 88, 89, 96 62-63 89-96 97-98 105-108	PSS*1*191	<p>Updated TOC</p> <p>Added HIGH RISK/HIGH ALERT and PROMPT FOR REMOVAL IN BCMA to several example screens.</p> <p>Added Prompt for Removal in BCMA prompt information to Section 1.3 <i>Drug Enter/Edit</i> [PSS DRUG ENTER/EDIT].</p> <p>Added PROMPT FOR REMOVAL IN BCMA information, HIGH RISK/HIGH ALERT prompt (from PSS*1*172) and added example 1 (PSS*1*191 Post-Install Report) to section 1.9.1 Edit Orderable Items.</p> <p>Added PROMPT FOR REMOVAL IN BCMA information, HIGH RISK/HIGH ALERT prompt (from PSS*1*172) to 1.9.2. Dispense Drug/Orderable Item Maintenance.</p> <p>Added PSS*1*191 enhancement information to section 1.9.6, Reports for Medications Requiring Removal (MRR): Orders for MRRs with Removal Properties, Orderable Items that Require Removal Report, and Orderable Items Report for High Risk/High Alert. (REDACTED)</p>
03/14	All i-vi, vii-viii, 1, 3, 5-10, 12-18, 20, 22, 24-30, 32-37, 39, 40, 41, 44, 46, 48, 49, 52, 54-58, 62, 63,	PSS*1*161	<p>Renumbered all pages</p> <p>Update TOC</p> <p>Corrected menu option display text format throughout document</p> <p>Added the numbers for all file and field entries throughout document</p> <p>Added <i>Lookup Dosing Check Info for Drug</i> [PSS DRUG DOSING LOOKUP] Option and <i>Drug Names with Trailing</i></p>

	66-70, 72, 73, 75, 77, 78, 83-90, 93, 94, 97-100, 102-110, 112-115, 119-126, 128-130, 132-135, 138-140, 145-150, 154, 158, 170, 171, 221-222		<p><i>Spaces Report</i> [PSS TRAILING SPACES REPORT] Option to the <i>PDM menu</i> [PSS MGR] structure</p> <p>Added <i>Enable/Disable Dosing Order Checks</i> [PSS DOSING ORDER CHECKS] Option to the stand-alone menu options</p> <p>Added section 1.2.9 <i>Lookup Dosing Check Info for Drug</i> [PSS DRUG DOSING LOOKUP] Option</p> <p>Removed section on daily dose range check</p> <p>Removed daily dose range check information from section 1.13.1</p> <p>Added PSS*1*160 enhancement information to section 1.13.1</p> <p>Added PSS*1*173 reference regarding MOCHA server display to section 1.20.1</p> <p>Added PSS*1*160 enhancement information to section 1.13.2. Added Exclude from All Dose Checks and Exclude from Daily Dose Check</p> <p>Added Domain Name Service for MOCHA server information to section 1.20.1</p> <p>Added 1.24.4 <i>Enable/Disable Dosing Order Checks</i> [PSS DOSING ORDER CHECKS] Option section</p> <p>All Stand-Alone Menu Items section is now 1.24.5</p> <p>Added <i>Enable/Disable Dosing Order Checks</i> [PSS DOSING ORDER CHECKS] option to section 1.24.4</p> <p>Added Note: The Dosage Checks are exported as turned ON in patch PSS*1*160</p> <p>Removed incorrectly attributed Patch from 1/13 Revision History entry</p> <p>Corrected formatting, typographical, and spelling errors</p> <p>Corrected File number for CREATE POSSIBLE DOSAGE field</p> <p>Removed un-needed screen captures</p> <p>Corrected File references</p> <p>Removed references to Test Accounts</p> <p>Updated Glossary</p> <p>Updated Index</p> <p>(REDACTED)</p>
12/13	i-vi, 4, 44j-44l 102g-102h, 103-104, 105, 152-153, 204-206	PSS*1*172	<p>New High Risk/High Alert functionality added to Pharmacy Orderable Item File</p> <p>New Infusion Instruction Management functionality added to Pharmacy Data Management Option</p> <p>Renumbered pages</p> <p>Updated Glossary</p> <p>Updated Index</p> <p>(REDACTED)</p>
11/13	i-iv, v-vi, 26a-26b, 102a-102f	PSS*1*174	<p>Update TOC</p> <p>Identical additives and solutions</p> <p>Additive and Generic Drug Distinction</p> <p>Additive and Generic Drug Distinction, Solution Strength, and Quick Codes</p> <p>Additive Strength</p>
01/13	i - vi, 4 - 4a, 26 – 26b, 100 - 100b, 101a –	PSS*1*164 & PSS*1*169	<p>Added REQuest Change to Dose Unit example to the Request Change Dose Unit section.</p> <p>Added note to Check PEPS Services Setup section.</p>

	101b, 102a – 102f, 103, 104-104d, 105, 205 - 208		Added check options to the Vendor Database Reachable; Enhanced Order Checks Executed example. Added Print Interface Data File option Added Section 1.21 Inpatient Drug Management as this information was missing from patch PSS*1*146 release. Added Section 1.22 Check Drug Interaction option Added Find Unmapped Local Possible Dosages option Updated the heading number for the Stand-Alone Menu Options section this was previously 1.21 and is now 1.23. Updated Index (REDACTED)
06/12	i, ii, iii, 3-4, 4a – 4b, 44c, 44ib, 44j, 105	PSS*1*146	New sub-menu named Inpatient Drug Management [PSS INP MGR]. Enter/Edit dosages Additive Solution enhancement. (REDACTED)
01/12	i, ii, iii, 27, 44ia – 44ib, 89	PSS*1*156	New multiple named Outpatient Pharmacy Automation Interface (OPAI) in the DRUG file (#50) sub-file (#50.0906). (REDACTED)
12/11	i, ii, iii, 38-40b, 62d-64d	PSS*1*159	Updated screens. Updated the Edit Orderable Items option for the default medication route. Due to data being moved, pages 62e and 62f have been removed. (REDACTED)
08/11	i-iii, 101- 101b, 102	PSS*1*163	Updated the Schedule/Reschedule Check PEPS Interface section <ul style="list-style-type: none"> • Updated overview of Schedule/Reschedule Check PEPS Interface • Updated the Schedule/Reschedule Check PEPS Interface example • Added a warning regarding the DEVICE FOR QUEUED JOB OUTPUT field • Added a blank page for two-sided copying (REDACTED)
04/11	i-iii, 3-4b, 7-16b, 44d-j, 114, 118, 121, 129, 137, 204-206	PSS*1*155	Utilized three new fields that were added to the VA PRODUCT file (#50.68) with PSN*4*261. The fields are used during the Match/Rematch process of the <i>Drug Enter/Edit</i> [PSS DRUG ENTER/EDIT] and the <i>Enter/Edit Dosages</i> [PSS EDIT DOSAGES] options to determine whether possible dosages should be auto-created for supra-therapeutic drugs. Retired the <i>Auto Create Dosages</i> [PSS DOSAGE CONVERSION] option and removed the option from the <i>Dosages</i> [PSS DOSAGES MANAGEMENT] menu. Updated Index. (REDACTED)
04/11	i, ii, iii, added iv, v; changed 3, 4, 45, 46; added 46a-46d, re-numbered all sections starting on	PSS*1*136 & PSS*1*117	Besides the developer's changes, this document incorporates the comments from Lina Bertuzis and colleagues for the PRE functionality included with patch PSS*1*117 (a combined patch with PSS*1*136). Sections changed are: <ul style="list-style-type: none"> • Changed overview of menu item descriptions to match application

	<p>page 87 and ending with page 106; changed page. 89; added 90e and 90f; changed 99-106; added 106a-b; deleted 107-112; changed 151, 153, 154; added 154a-b; updated index;</p>		<ul style="list-style-type: none"> • Changed menu item description named Drug Interaction Management to Order Check Management and changed text • Changed submenu item Enter/Edit Local Drug Interaction [PSS-INTERACTION-LOCAL-ADD] to Request Changes to Enhanced Order Check Database. [PSS ORDER CHECK CHANGES] and changed text. • Changed example in Report of Locally Entered Interactions option <p>Section deleted:</p> <ul style="list-style-type: none"> • Deleted Enhanced Order Checks Setup Menu and all its sub-menu items (<i>Find Unmapped Local Medication Routes; Map Local Medication Route to Standard; Medication Route Mapping Report; Medication Route File Enter/Edit; Medication Route Mapping History Report; Request Change to Standard Medication Route; Find Unmapped Local Possible Dosages; Map Local Possible Dosages; Local Possible Dosages Report; Strength Mismatch Report; Enter/Edit Dosages; Request Change to Dose Unit; Mark PreMix Solutions; IV Solution Report; Administration Schedule File Report; Medication Instruction File Report</i>) <p>The deleted Enhanced Order Checks Setup Menu and its submenus is replaced by the following addition:</p> <ul style="list-style-type: none"> • Added PEPS Services menu and its submenus: <i>Check Vendor Database Link; Check PEPS Services Setup; and Schedule/Reschedule PEPS Interface</i> <p>Added a heading for Stand-Alone Menu Options with the description for the <i>Enable/Disable Vendor Database Link</i> option and a short description for the <i>Other Language Translation Setup</i> option.</p> <p>Added definitions in the glossary for PECS and PEPS, and updated the index. (REDACTED)</p>
04/11	i-ii, 38, 40, 62d-f, 64, 64a	PSS*1*153	<p>Renamed the MED ROUTE field (#.06) of the PHARMACY ORDERABLE ITEM file (#50.7) to be DEFAULT MED ROUTE. Provided the ability to print the POSSIBLE MED ROUTES multiple on <i>the Default Med Route For OI Report</i> [PSS DEF MED ROUTE OI RPT] option. (REDACTED)</p>
02/11	i, 63	PSS*1*142	<p>Added functionality to denote the default med route for IV orders in the selection list in CPRS if all of the orderable items on the order have the same default med route defined. Updated TOC. Released with CPRS version 28. (REDACTED)</p>
06/10	i, iii, 84, 84a-84b, 203, 205-206	PSS*1*143	<p>Added new Schedule Validation Requirements. Updated Index. (REDACTED)</p>

02/10	iii-iv, 3-4, 44a-d, 47-48, 61-62d, 89-90b, 112, 203-206	PSS*1*147	<p>Described new process for requesting changes to Standard Medication Routes and the New Term Rapid Turnaround (NTRT) process;</p> <p>Added <i>IV Additive/Solution Reports</i> menu, with suboptions</p> <p><i>IV Solution Report</i> option and <i>V Additive Report</i> [PSS IV ADDITIVE REPORT] option</p> <p>Added <i>Default Med Route for OI Report</i> option to the <i>Medication Routes Management...</i> menu.(this change was made but not documented with PSS*1*140)</p> <p>Updated <i>Drug Enter/Edit</i> option to display NUMERIC DOSE and DOSE UNIT fields defined for Local Possible Dosage</p> <p>Updated the Drug Enter/Edit option display to include the new ADDITIVE FREQUENCY field</p> <p>Updated Table of Contents and Index (REDACTED)</p>
10/09	i, 64a-b, 65, 65a-b, 66	PSS*1*141	<p>Added ASSOCIATED IMMUNIZATION field to <i>Edit Orderable Items</i> option and <i>Dispense Drug/Orderable Item Maintenance</i> option. Reorganized content within sections to accommodate new information. (REDACTED)</p>
08/09	iii-iv, 53, 62a-b, 63, 81, 203	PSS*1*140	<p>Added DEFAULT MED ROUTE FOR CPRS field and <i>Default Med Route For OI Report</i> [PSS DEF MED ROUTE OI RPT] option for the enhancement of default medication route being defined for an orderable item. (REDACTED)</p>
07/09	27-34	PSS*1*131	<p>Added explanations of DEA special handling code U for sensitive drug. (REDACTED)</p>
05/09	81	PSS*1*137	<p>Added Automate CPRS Refill field to the <i>Pharmacy System Parameters Edit</i> [PSS MGR] option. (REDACTED)</p>
02/09	All	PSS*1*129	<p>Pages renumbered to accommodate added pages.</p> <p>Pharmacy Reengineering (PRE) V.0.5 Pre-Release.</p> <p>Restructured <i>Pharmacy Data Management</i> menu:</p> <ul style="list-style-type: none"> - Grouped related options under the following new sub-menus: <i>Drug Text Management</i>, <i>Medication Instruction Management</i>, <i>Medication Routes Management</i>, and <i>Standard Schedule Management</i> - Added temporary <i>Enhanced Order Checks Setup Menu</i> - Added the following options: <i>Find Unmapped Local Medication Routes</i>, <i>Find Unmapped Local Possible Dosages</i>, <i>Map Local Medication Route to Standard</i>, <i>Map Local Possible Dosages</i>, <i>Mark PreMix Solutions</i>, <i>Request Change to Dose Unit</i>, and <i>Request Change to Standard Medication Route</i> - Added the following reports: <i>Administration Schedule File Report</i>, <i>IV Solution Report</i>, <i>Local Possible Dosages Report</i>, <i>Medication Instruction File Report</i>, <i>Medication</i>

			<i>Route Mapping Report, Medication Route Mapping History Report, and Strength Mismatch Report</i> - Updated Table of Contents, Index, and Glossary (REDACTED)
09/97			Original Release of User Manual

Table of Contents

Introduction.....	1
Chapter One Pharmacy Data Management Options.....	3
1.1 CMOP Mark/Unmark (Single drug).....	6
1.2 Dosages	7
1.2.1 Auto Create Dosages	8
1.2.2 Dosage Form File Enter/Edit.....	8
1.2.3 Enter/Edit Dosages.....	9
1.2.4 Most Common Dosages Report.....	19
1.2.5 Noun/Dosage Form Report.....	20
1.2.6 Review Dosages Report	21
1.2.7 Local Possible Dosages Report	23
1.2.8 Request Change to Dose Unit.....	25
1.2.9 Lookup Dosing Check Info for Drug.....	26
1.2.10 Drug Names with Trailing Spaces Report	29
1.2.11 Manage Buprenorphine Tx of Pain Dosage Forms.....	Error! Bookmark not defined.
1.3 Drug Enter/Edit.....	32
1.3.1 Drug File Audits.....	69
1.3.1.1 Drug File Audit Notification	69
1.3.1.2 Drug Price Audit History	71
1.3.1.3 [PSS DRUG ENTER/EDIT] Other Language Indications	72
1.4 Order Check Management.....	74
1.4.1 Request Changes to Enhanced Order Check Database	75
1.4.2 Report of Locally Entered Interactions.....	78
1.5 Electrolyte File (IV).....	79
1.6 Lookup into Dispense Drug File.....	80
1.7 Medication Instruction Management	83
1.7.1 Medication Instruction File Add/Edit.....	83
1.7.2 Medication Instruction File Report.....	89
1.7.3 Med Instruction Med Term Route Report	93
1.8 Medication Routes Management	94
1.8.1 Medication Route File Enter/Edit.....	94
1.8.2 Medication Route Mapping Report	96
1.8.3 Medication Route Mapping History Report	98
1.8.4 Med Instruction Med Term Route Report	101
1.8.5 Request Change to Standard Medication Route	102
1.8.6 Default Med Route for OI Report.....	106
1.9 Orderable Item Management.....	107
1.9.1 Edit Orderable Items	107
1.9.2 Dispense Drug/Orderable Item Maintenance	122
1.9.3 Orderable Item/Dosages Report	126
1.9.4 Patient Instructions Report.....	129
1.9.5 Orderable Item Report.....	130
1.9.6 Reports for Medications Requiring Removal (MRR).....	133
1.10 Formulary Information Report.....	136
1.11 Drug Text Management	137
1.11.1 Drug Text Enter/Edit.....	137
1.11.2 Drug Text File Report	139
1.12 Pharmacy System Parameters Edit.....	141
1.13 Standard Schedule Management.....	142
1.13.1 Standard Schedule Edit	142

1.13.2	Administration Schedule File Report	151
1.14	Synonym Enter/Edit	153
1.15	Controlled Substances/PKI Reports.....	153
1.16	Send Entire Drug File to External Interface.....	154
1.17	IV Additive/Solution	155
1.17.1	IV Additive Report.....	155
1.17.2	IV Solution Report	157
1.17.3	Mark PreMix Solutions	159
1.18	Warning Builder.....	160
1.19	Warning Mapping.....	164
1.20	Pharmacy Enterprise Product System (PEPS) Services Menu.....	166
1.20.1	Check Vendor Database Link.....	166
1.20.2	Check PEPS Services Setup	167
1.20.3	Schedule/Reschedule Check PEPS Interface.....	168
1.20.4	Print Interface Data File	170
1.21	Inpatient Drug Management.....	171
1.21.1	ADDitives File	171
1.21.2	Dispense Drug Fields	173
1.21.3	Dispense Drug/ATC Set Up	173
1.21.4	Edit Cost Data	174
1.21.5	EDit Drug Cost (IV).....	174
1.21.6	MARk/Unmark Dispense Drugs For Unit Dose.....	174
1.21.7	PRimary Solution File (IV).....	174
1.22	Check Drug Interaction.....	175
1.23	Infusion Instruction Management.....	177
1.23.1	Infusion Instructions Add/Edit	178
1.23.2	Infusion Instructions Report.....	178
1.24	Stand-Alone Menu Options.....	178
1.24.1	Enable/Disable Vendor Database Link.....	179
1.24.2	Other Language Translation Setup	179
1.24.3	Find Unmapped Local Possible Dosages	180
1.24.4	Enable/Disable Dosing Order Checks	184
1.24.5	All Stand-Alone Menu Items.....	185
Chapter Two	Understanding Dosages.....	187
2.1	Possible Dosages.....	187
2.2	Local Possible Dosages	198
2.3	Possible Dosages and Local Possible Dosages	202
2.4	Multi-Ingredient Drugs.....	205
Chapter Three	Creating the Sig	207
3.1	Creating the Sig	207
3.2	SIG Formulas (Visual).....	208
3.3	SIG Formulas	209
Glossary	215
Appendix A	Convertible Dosage Form/Unit Combinations.....	220
Appendix B	Original Drug Text File Entries Combinations	228
Appendix C	Administration Schedules - Spanish Translations.....	230
Appendix D	Dosage Forms - Spanish Translations	236

Appendix E Local Possible Dosages - Spanish Translations	244
Appendix F Medication Instructions - Spanish Translations	249
Appendix G Medication Routes – Spanish Translations.....	262
Index.....	266

Introduction

Pharmacy Data Management (PDM) provides tools for managing Pharmacy data. It includes tools for creating Pharmacy Orderable Items and maintaining files necessary for the Computerized Patient Record System (CPRS). PDM consolidates tools for managing the various Pharmacy software products. It provides Pharmacy Supervisors, in one location, the capability to enter and edit data from the local DRUG file (#50) for all Pharmacy related packages. PDM now allows users to enter medication instruction components (e.g., dosage, noun, verb, expansion) in a language other than English. However, at this time, the Patient Medication Information Sheets only allow patient data to be in English or Spanish.



The PDM user manual is designed to acquaint the user with the various PDM options and offer specific guidance on the maintenance and use of the PDM package. Documentation concerning the PDM package, including any subsequent change pages affecting this documentation, can be found at the VistA documentation library.


Notations that will be used consistently throughout this PDM user manual are outlined below.

- Menu options will be italicized.
Example: The *Drug Enter/Edit* option permits you to enter or edit a drug.
- Screen prompts will be denoted with quotation marks around them.
Example: the “select drug” prompt will display next.
- Responses in bold face indicate user input.
Example: DRUG INTERACTION SEVERITY: **CRITICAL**
- Text centered between bent parentheses represents a keyboard key that needs to be pressed in order for the system to capture a user response or move the cursor to another field.

<**Enter**> indicates that the Enter key (or Return key on some keyboards) must be pressed.
Example: Type **Y** for Yes or **N** for No and press <**Enter**>

<**Tab**> indicates that the Tab key must be pressed.
Example: Press <**Tab**> to move the cursor to the next field.

-  Indicates especially important or helpful information.
-  Options are locked with a particular security key. The user must hold the particular security key to be able to perform the menu option.

-  The page symbol indicates a referral to a diagram.
- ?, ??, ??? One, two or three question marks can be entered at any of the prompts for online help. One question mark elicits a brief statement of what information is appropriate for the prompt. Two question marks provide more help, plus the hidden actions, and three question marks will provide more detailed help, including a list of possible answers, if appropriate.
- ^ Up arrow (caret or a circumflex) and pressing <Enter> can be used to exit the present option.

Chapter One Pharmacy Data Management Options

The *CMOP Mark/Unmark (Single drug)* option is displayed before the *Warning Builder* option in the PDM Main Menu. For documentation purposes, it is being left at the beginning of this menu.

The PDM options listed below show the Menu structure following the installation of PSS*1*160. Each of these options is discussed in detail later in this user manual.

CMOP Mark/Unmark (Single drug)

Dosages ...

- Dosage Form File Enter/Edit*
- Enter/Edit Dosages*
- Most Common Dosages Report*
- Noun/Dosage Form Report*
- Review Dosages Report*
- Local Possible Dosages Report*
- Request Change to Dose Unit*
- Lookup Dosing Check Info for Drug*
- Drug Names with Trailing Spaces Report*

Drug Enter/Edit

Order Check Management...

- Request Changes to Enhanced Order Check Database*
- Report of Locally Entered Interactions*

Electrolyte File (IV)

Lookup into Dispense Drug File

Medication Instruction Management ...

- Medication Instruction File Add/Edit*
- Medication Instruction File Report*
- Med Instruction Med Term Route Report*

Medication Routes Management ...

- Medication Route File Enter/Edit*
- Medication Route Mapping Report*
- Medication Route Mapping History Report*
- Med Instruction Med Term Route Report*
- Request Change to Standard Medication Route*
- Default Med Route for OI Report*

Orderable Item Management ...

- Edit Orderable Items*
- Dispense Drug/Orderable Item Maintenance*
- Orderable Item/Dosages Report*
- Patient Instructions Report*
- Orderable Item Report*

Formulary Information Report

- Drug Text Management ...*
 - Drug Text Enter/Edit*
 - Drug Text File Report*
- Pharmacy System Parameters Edit*
- Standard Schedule Management ...*
 - Standard Schedule Edit*
 - Administration Schedule File Report*
- Synonym Enter/Edit*
- Controlled Substances/PKI Reports...*
 - DEA Spec Hdlg & CS Fed Sch Discrepancy*
 - Controlled Substances Not Matched to NDF*
 - CS (DRUGS) Inconsistent with DEA Spec Hdlg*
 - CS (Ord. Item) Inconsistent with DEA Spec Hdlg*
- Send Entire Drug File to External Interface*
- IV Additive/Solution...*
 - IV Additive Report*
 - IV Solution Report*
 - Mark PreMix Solutions*
- Warning Builder*
- Warning Mapping*
- PEPS Services...*
 - Check Vendor Database Link*
 - Check PEPS Services Setup*
 - Schedule/Reschedule Check PEPS Interface*
 - Print Interface Data File*
- Inpatient Drug Management...*
 - ADditives File*
 - Dispense Drug Fields*
 - Dispense Drug/ATC Set Up*
 - Edit Cost Data*
 - EDit Drug Cost (IV)*
 - MARK/Unmark Dispense Drugs For Unit Dos*
 - PRimary Solution File (IV)*
- Check Drug Interaction*
- Infusion Instruction Management ...*
 - Infusion Instructions Add/Edit*
 - Infusion Instruction Report*
- Orders for MRRs With Removal Properties*

Stand-Alone Menu Options

The following is a list of all stand-alone options that are **NOT** exported as part of the main PDM menu [PSS MGR]:

**Other Language Translation Setup*
[PSS OTHER LANGUAGE SETUP]

Drug Inquiry (IV)
[PSSJI DRUG INQUIRY]

Electrolyte File (IV)
[PSSJI ELECTROLYTE FILE]

Enable/Disable Vendor Database Link
[PSS ENABLE/DISABLE DB LINK]

Find Unmapped Local Possible Dosages
[PSS LOCAL DOSAGES EDIT ALL]

Add Default Med Route
[PSS ADD DEFAULT MED ROUTE]

Enable/Disable Dosing Order Checks
[PSS DOSING ORDER CHECKS]



The *Enable/Disable Vendor Database Link* [PSS ENABLE/DISABLE DB LINK] option exists **ONLY** as a way for technical personnel to turn on/off the database connection if required for debugging. Normally, it is enabled and the Vendor Database updates are performed centrally on the MOCHA servers, not at the individual sites. This option is rarely used. It is **NOT** exported as part of the main *PDM* menu [PSS MGR]

In the rare case where this option is used and the database link is disabled, NO drug-drug interaction, duplicate therapy, or dosing order checks will be performed in Pharmacy or in the Computerized Patient Record System (CPRS).

**Other Language Translation Setup* [PSS OTHER LANGUAGE SETUP] option is a stand-alone option that must be assigned to the person(s) responsible for maintaining it.



The *Enable/Disable Dosing Order Checks* [PSS DOSING ORDER CHECKS] option exists **ONLY** as a way for technical personnel to turn on/off Dosing Order Checks if authorized by Pharmacy Benefits Management (PBM). This option is rarely used. It is **NOT** exported as part of the main *PDM* menu [PSS MGR]

1.1 CMOP Mark/Unmark (Single drug) [PSSXX MARK]

The *CMOP Mark/Unmark (Single drug)* [PSSXX MARK] option allows the user to mark/unmark a single drug for transmission to the Consolidated Mail Outpatient Pharmacy (CMOP). Pertinent DRUG file (#50) and VA PRODUCT file (#50.68) fields shall be displayed to the user for review whenever a drug is marked or unmarked for CMOP transmission.

If the user marks the entry to transmit to CMOP, it will replace the Dispense Unit with the VA Dispense Unit. In addition, if the user overwrites the local drug name with the VA Print Name, the entry may not be edited. The VA Print Name will be displayed on all profiles and prescription labels if the local drug name is overwritten with the VA Print Name. The local drug name will no longer be selectable during order entry.

If the user chooses not to overwrite the local drug name with the VA Print Name, the local drug name will continue to be displayed on all profiles and can be used for drug selection during order entry. The VA Print Name will be displayed on all prescription labels regardless of the local drug name.

A drug cannot be marked for CMOP if:

1. It is inactive in DRUG file (#50) or VA PRODUCT file (#50.68).
2. It is not marked for Outpatient Medications use.
3. It is not matched to National Drug File.
4. It is a Schedule I or II narcotic.
5. It is not marked for CMOP in National Drug File.

The ability to mark/unmark a single drug for CMOP transmission is also available utilizing the *Drug Enter/Edit* [PSS DRUG ENTER/EDIT] option.



Locked: PSXCMOPMGR



When using the *CMOP Mark/Unmark (Single drug)* [PSSXX MARK] option to mark a drug for CMOP the user **must** update the cost information in the DRUG file (#50) to ensure the cost data for each prescription fill will be correct. Use the *Drug Enter/Edit* option [PSS DRUG ENTER/EDIT] to edit the price per order unit and the dispense units per order unit when appropriate.

Example 1: Marking a *CMOP Drug (Single drug)* [PSSXX MARK] Option

Select Pharmacy Data Management Option: **CMOP Mark/Unmark (Single drug)**

This option allows you to choose entries from your drug file and helps you review your NDF matches and mark individual entries to send to CMOP.

If you mark the entry to transmit to CMOP, it will replace your Dispense Unit with the VA Dispense Unit. In addition, you may overwrite the local drug name

1.2.1 Auto Create Dosages [PSS DOSAGE CONVERSION]

The *Auto Create Dosages* [PSS DOSAGE CONVERSION] option was removed from the *Dosages* [PSS DOSAGES MANAGEMENT] menu by PSS*1*155.

1.2.2 Dosage Form File Enter/Edit [PSS DOSAGE FORM EDIT]

The *Dosage Form File Enter/Edit* [PSS DOSAGE FORM EDIT] option provides the ability to edit data in the DOSAGE FORM file (#50.606). Changes made using this option may affect the way CPRS and Outpatient Pharmacy SIGs display and how Local Possible Dosages are created. The Noun entries are used to populate the Local Possible Dosages for DRUG file (#50) entries, when these entries are matched to National Drug File. These Nouns may be package specific (i.e. Outpatient Pharmacy, Inpatient Medications, or both). Entries in this file will be used as default values in the construction of the Outpatient Pharmacy prescription SIG.

The conjunction will be used to provide a connector between the Local Possible Dosage and the strength and units or Dispense Drug name when displaying the dosage list through CPRS. For example, the dosage 1 TEASPOONFUL GUAIFENESIN WITH DEXTROMETHORPHAN SYRUP would display as 1 TEASPOONFUL OF GUAIFENESIN WITH DEXTROMETHORPHAN SYRUP in CPRS after the conjunction “OF” was provided using the *Dosage Form File Enter/Edit* [PSS DOSAGE FORM EDIT] option.

The *Dosage Form File Enter/Edit* [PSS DOSAGE FORM EDIT] option allows the user to associate one or more local medication routes with a dosage form. The user will only be able to select a local medication route that has already been defined in the MEDICATION ROUTES file (#51.2).

The *Dosage Form File Enter/Edit* [PSS DOSAGE FORM EDIT] option allows the user to enter a noun, verb, or preposition in a language other than English. PDM does not translate English terms into another language; instead, it allows the user to enter a translation of a term. If a value has not been entered in the OTHER LANGUAGE VERB, OTHER LANGUAGE PREPOSITION, or OTHER LANGUAGE NOUN fields, PDM defaults to the values entered in the VERB, PREPOSITION, or NOUN fields. If the VERB, PREPOSITION, or NOUN fields do not contain data for the selected item, the system will not display default values for those fields during CPRS or Outpatient Pharmacy prescription order entry processing. However, when building the SIG, Outpatient Pharmacy will default to the values the user input during order entry. See Appendix D for a list of Spanish equivalents for some of the more common dosage forms.

Example: *Dosage Form File Enter/Edit* [PSS DOSAGE FORM EDIT] Option

```
Select Dosages Option: DOSage Form File Enter/Edit  
  
Select DOSAGE FORM NAME: TAB  
  
NAME: TAB <Enter>
```

```

Select MED ROUTE FOR DOSAGE FORM: ORAL// <Enter>
VERB: TAKE// <Enter>
OTHER LANGUAGE VERB: TOMAR
PREPOSITION: BY// <Enter>
OTHER LANGUAGE PREPOSITION: POR
Select NOUN: TABLET(S)// <Enter>
NOUN: TABLET(S)// <Enter>
OTHER LANGUAGE NOUN: TABLETAS// TABLETA(S)
PACKAGE: Both// <Enter>
Select NOUN: <Enter>
CONJUNCTION: OF// <Enter>

```

1.2.3 Enter/Edit Dosages [PSS EDIT DOSAGES]

The *Enter/Edit Dosages* [PSS EDIT DOSAGES] option allows you to edit Possible Dosages and Local Possible Dosages for a selected Dispense Drug. These dosages may be specified for Inpatient Medications, Outpatient Pharmacy, or both packages.

The BCMA UNITS PER DOSE sub-field (#3) of the POSSIBLE DOSAGES multiple (#903) of the DRUG file (#50) and the BCMA UNITS PER DOSE sub-field (#2) of the LOCAL POSSIBLE DOSAGE multiple (#904) of the DRUG file (#50) are used by Inpatient Medications to populate the Units Per Dose information for Unit Dose orders. This value will determine the number of times a medication must be scanned in order to document a medication administration through Bar Code Medication Administration (BCMA). This field is not required and an entry should be made only when multiple scans through BCMA appear to document erroneous dosages.

The *Enter/Edit Dosages* [PSS EDIT DOSAGES] option allows the user to enter a dosage in a language other than English. PDM does not translate English terms into another language; instead, it allows the user to enter a translation of a term. If a value has not been entered in the OTHER LANGUAGE DOSAGE NAME sub-field (#3) of the LOCAL POSSIBLE DOSAGE multiple (#904) of the DRUG file (#50), PDM defaults to the value entered in the LOCAL POSSIBLE DOSAGE sub-field (#.01) of the LOCAL POSSIBLE DOSAGE multiple (#904) of the DRUG file (#50). If no values exist in the LOCAL POSSIBLE DOSAGE sub-field (#.01) of the LOCAL POSSIBLE DOSAGE multiple (#904) of the DRUG file (#50) and OTHER LANGUAGE DOSAGE NAME sub-field (#3) of the LOCAL POSSIBLE DOSAGE multiple (#904) of the DRUG file (#50), the system will not display default values for those fields during CPRS or Outpatient Pharmacy prescription order entry processing. However, when building the SIG, Outpatient Pharmacy will default to the value the user input during order entry. See Appendix E for a list of Spanish equivalents for some of the more common Local Possible Dosages.

The NUMERIC DOSE sub-field (#5) and DOSE UNIT sub-field (#4) of the LOCAL POSSIBLE DOSAGES multiple (#904) in DRUG file (#50) are used to breakdown a free text Local Possible Dosage in order to perform dosage checks when that Local Possible Dosage is selected for an eligible drug within an order. When populating the DOSE UNIT sub-field (#4) of the LOCAL POSSIBLE DOSAGES multiple (#904) in DRUG file (#50) for a Local Possible Dosage, selection will be from the DOSE UNITS file (#51.24). A Numeric Dose will have to be entered that corresponds to the Dose Unit selected. No auto population is provided. If any of the

following conditions can be determined at the time of entry, the NUMERIC DOSE sub-field (#5) of the LOCAL POSSIBLE DOSAGES multiple (#904) in DRUG file (#50) and DOSE UNIT sub-field (#4) of the LOCAL POSSIBLE DOSAGES multiple (#904) in DRUG file (#50) for any defined Local Possible Dosage will not be displayed for data entry.

- Drug associated with a dosage form that is excluded from dosage checks and the VA Product that the drug is matched to has the OVERRIDE DF DOSE CHK EXCLUSION field (#31) of the VA PRODUCT file (#50.68) set to 'No'
- Drug associated with a dosage form that is NOT excluded from dosage checks, but the VA Product that it is matched to has the OVERRIDE DF DOSE CHK EXCLUSION field (#31) of the VA PRODUCT file (#50.68) set to 'Yes'
- Drug is marked as a supply item ('S' in DEA, SPECIAL HDLG field (#3) of the DRUG file (#50) or assigned a VA Drug Class starting with an 'XA')

Although ineligible for dosage checks, when editing a Local Possible Dosage for an inactive drug or a drug not matched to NDF, the NUMERIC DOSE sub-field (#5) of the LOCAL POSSIBLE DOSAGES multiple (#904) in DRUG file (#50) and DOSE UNIT sub-field (#4) of the LOCAL POSSIBLE DOSAGES multiple (#904) in DRUG file (#50) will be displayed to the user for data entry.

A warning will be displayed if the DRUG file (#50) STRENGTH field (#901) does not match the VA Product strength to which it is matched.

Example 1: Enter/Edit Dosages [PSS EDIT DOSAGES] Option

```
Select DRUG GENERIC NAME:      ACETAMINOPHEN 120MG/5ML LIQUID          CN103
...OK? Yes//      (Yes)

*****

This entry is marked for the following PHARMACY packages:
  Outpatient
  Unit Dose
  Non-VA Med

GENERIC NAME: ACETAMINOPHEN 120MG/5ML LIQUID  Replace
VA CLASSIFICATION: CN103//
DEA, SPECIAL HDLG: 9//
DAW CODE:

NATIONAL FORMULARY INDICATOR: YES
LOCAL NON-FORMULARY:
VISN NON-FORMULARY:
Select DRUG TEXT ENTRY:
Select FORMULARY ALTERNATIVE:
Select SYNONYM: 000054301050//
  SYNONYM: 000054301050//
  INTENDED USE: DRUG ACCOUNTABILITY//
  NDC CODE: 000054-3010-50//
Select SYNONYM:
MESSAGE:
RESTRICTION:
FSN:
NDC: 00904-1985-16//
INACTIVE DATE:
```

WARNING LABEL SOURCE is 'NEW'.
The following WARNING LABEL may continue to be used for a limited time for some external interfaces.
WARNING LABEL: 8//

Current Warning labels for ACETAMINOPHEN 120MG/5ML LIQUID
Labels will print in the order in which they appear for local and CMOP fills:

8N Do not drink alcoholic beverages when taking this medication.

66N This medicine contains ACETAMINOPHEN. Taking more ACETAMINOPHEN than recommended may cause serious liver problems.

70N Do not take other ACETAMINOPHEN containing products at the same time without first checking with your doctor. Check all medicine labels carefully.

Pharmacy fill card display: DRUG WARNING 8N,66N,70N

NOTE: Because the NEW WARNING LABEL LIST field is empty, the warnings above are the warnings that our national data source distributes for this drug.

Would you like to edit this list of warnings? N// O

ORDER UNIT: BT//

PRICE PER ORDER UNIT: 2//

DISPENSE UNIT: ML//

DISPENSE UNITS PER ORDER UNIT: 480//

NCPDP DISPENSE UNIT: MILLILITERS//

NCPDP QUANTITY MULTIPLIER: 1//

MAXIMUM DAYS SUPPLY: 120//

PRICE PER DISPENSE UNIT: 0.0042

points to ACETAMINOPHEN 160MG/5ML ELIXIR in the National Drug file.

This drug has already been matched and classified with the National Drug file. In addition, if the dosage form changes as a result of rematching, you will have to match/rematch to Orderable Item.

Do you wish to match/rematch to NATIONAL DRUG file? No// (No)

Just a reminder...you are editing ACETAMINOPHEN 120MG/5ML LIQUID.

Strength from National Drug File match => 160 MG/5ML

Strength currently in the Drug File => 120

Please note: Strength of drug does not match strength of VA Product it is matched to.

Press Return to Continue:

Strength => 120 Unit =>

POSSIBLE DOSAGES:

DISPENSE UNITS PER DOSE: 1	DOSE: 120MG/3.75ML	PACKAGE: I
----------------------------	--------------------	------------

DISPENSE UNITS PER DOSE: 2	DOSE: 240MG/7.5ML	PACKAGE: I
----------------------------	-------------------	------------

LOCAL POSSIBLE DOSAGES:

LOCAL POSSIBLE DOSAGE: 1 TEASPOONFUL	PACKAGE: IO
--------------------------------------	-------------

LOCAL POSSIBLE DOSAGE: 2 TEASPOONSFUL	PACKAGE: IO
---------------------------------------	-------------

LOCAL POSSIBLE DOSAGE: 1 TABLESPOONFUL	PACKAGE: O
--	------------

LOCAL POSSIBLE DOSAGE: 2 TABLESPOONSFUL	PACKAGE: IO
---	-------------

Do you want to edit the dosages? N// YES

Changing the strength will update all possible dosages for this Drug.

STRENGTH: 120//

Select DISPENSE UNITS PER DOSE:

```

Strength: 120                               Unit: MG/5ML

Select LOCAL POSSIBLE DOSAGE: 1 TEASPOONFUL   IO

LOCAL POSSIBLE DOSAGE: 1 TEASPOONFUL//
OTHER LANGUAGE DOSAGE NAME:
PACKAGE: Both/

```

Fields displayed when drug eligible for dosage check

```

BCMA UNITS PER DOSE:
  NUMERIC DOSE: 120//

```

```

Strength: 120                               Unit: MG/5ML

Select LOCAL POSSIBLE DOSAGE:

```

```

*****
This entry is marked for the following PHARMACY packages:
  Outpatient
  Unit Dose
  Non-VA Med

```

```

MARK THIS DRUG AND EDIT IT FOR:
O - Outpatient
U - Unit Dose
I - IV
W - Ward Stock
D - Drug Accountability
C - Controlled Substances
X - Non-VA Med
A - ALL

```

Enter your choice(s) separated by commas : ^

** You are NOW in the ORDERABLE ITEM matching for the dispense drug. **

```

ACETAMINOPHEN 120MG/5ML LIQUID is already matched to

  ACETAMINOPHEN ELIXIR

```

Do you want to match to a different Orderable Item? NO//

Select DRUG GENERIC NAME:

Example 2: Enter/Edit Dosages [PSS EDIT DOSAGES] Option Create a Local Possible Dosage

```

Select Dosages Option: Enter/Edit Dosages

Select Drug: GUAIFENESIN 100MG/5ML SYRUP          RE302          DISP BY ML(120
ML MAX/NON-REFILLABLE)mpr  1BT=120ML  *OTC DRUG*      $ 6/02

This entry is marked for the following PHARMACY packages:
  Outpatient
  Unit Dose
  Non-VA Med

GUAIFENESIN 100MG/5ML SYRUP                          Inactive Date:

Strength from National Drug File match => 100    MG/5ML
Strength currently in the Drug File    => 100

Edit Strength? N// <Enter>O

Strength => 100    Unit =>

Select DISPENSE UNITS PER DOSE: ?
  Answer with POSSIBLE DOSAGES DISPENSE UNITS PER DOSE

```



```

Choose from:
1      100      I
2      200      I

      You may enter a new POSSIBLE DOSAGES, if you wish
      Type a Number between 0 and 99999999, 4 Decimal Digits

Select DISPENSE UNITS PER DOSE: <Enter>

This drug has the following Local Possible Dosages:

2 TEASPOONFULS          PACKAGE: O
10 MLS                  PACKAGE: I

Do you want to merge new Local Possible Dosages? Y// <Enter> YES

Setting Local Possible Dosages..

Strength: 100           Unit: MG/5ML

Select LOCAL POSSIBLE DOSAGE: 2 TEASPOONFULS      O

LOCAL POSSIBLE DOSAGE: 2 TEASPOONFULS// <Enter>
OTHER LANGUAGE DOSAGE NAME: 2 CUCHARADITAS
PACKAGE: Outpatient// <Enter>
DOSE UNIT: MILLIGRAM(S)
NUMERIC DOSE: 200
Strength: 100           Unit: MG/5ML

```

Example 3: *Enter/Edit Dosages* [PSS EDIT DOSAGES] Option **Editing the Dispense Units Per Dose**

```

Select Dosages Option: ENter/Edit Dosages

Select Drug: PROPR
1  PROPRANOLOL 10MG S.T.          CV100
2  PROPRANOLOL 40MG S.T.         CV100
3  PROPRANOLOL 80MG S.T.         CV100
4  PROPRANOLOL TABS,80MG.PINACIDIL STUDY          STUDY DRUG

CHOOSE 1-4: 2  PROPRANOLOL 40MG S.T.          CV100

This entry is marked for the following PHARMACY packages:
Outpatient
Unit Dose
Non-VA Med

PROPRANOLOL 40MG S.T.          Inactive Date:

Strength from National Drug File match => 40      MG
Strength currently in the Drug File    => 40      MG
Edit Strength? N// <Enter> 0

Strength => 40      Unit => MG

Select DISPENSE UNITS PER DOSE: 0.5
Are you adding '.5' as a new POSSIBLE DOSAGES (the 3RD for this DRUG)? No// Y
(Yes)
Dosage = 20MG
POSSIBLE DOSAGES DOSE: 20// (No Editing) <Enter>

DISPENSE UNITS PER DOSE: 0.5// <Enter>
PACKAGE: IO <Enter>
BCMA UNITS PER DOSE: <Enter>

Strength => 40      Unit => MG

Select DISPENSE UNITS PER DOSE: <Enter>

Enter/Edit Local Possible Dosages? N// <Enter> 0

Select Drug:

```

Example 4: *Enter/Edit Dosages* [PSS EDIT DOSAGES] Option Creating Possible Dosages

```
Select Dosages Option: Enter/Edit Dosages

Select Drug: GRISEOFULVIN 500MG S.T.          AM700

This entry is marked for the following PHARMACY packages:
Outpatient
Unit Dose
Non-VA Med

GRISEOFULVIN 500MG S.T.          Inactive Date:

This drug can have Possible Dosages, but currently does not have any.

Create Possible Dosages for this drug? N// ?

This drug meets the criteria to have Possible Dosages, but it currently does
not have any. If you answer 'YES', Possible Dosages will be created for this
drug, based on the match to the National Drug File.

Create Possible Dosages for this drug? N// YES

Resetting Possible Dosages..

Press Return to continue: <Enter>

Strength from National Drug File match => 500    MG
Strength currently in the Drug File    => 500    MG

Edit Strength? N// <Enter>  0

Strength => 500    Unit => MG

Select DISPENSE UNITS PER DOSE: ?
  Answer with POSSIBLE DOSAGES DISPENSE UNITS PER DOSE
  Choose from:
  1      500    IO
  2     1000    IO

  You may enter a new POSSIBLE DOSAGES, if you wish
  Type a Number between 0 and 99999999, 4 Decimal Digits

Select DISPENSE UNITS PER DOSE: <Enter>

Enter/Edit Local Possible Dosages? N// <Enter>  0

Select Drug:
```

Example 5: *Enter/Edit Dosages* [PSS EDIT DOSAGES] Option Strength Mismatch

```
Select Dosages Option: Enter/Edit Dosages

Select Drug: ACETAMINO
  1  ACETAMINOPHEN 1000MG TABLET          CN100
  2  ACETAMINOPHEN 325MG C.T.             CN103      ** OK 90 DAY SUPPLY **
  3  ACETAMINOPHEN 325MG TABLET          CN103      INFECTIOUS DISEASE
  RESTRICTED TO
  4  ACETAMINOPHEN 650MG SUPPOS.          CN103
  5  ACETAMINOPHEN ELIX. 120MG/5ML 4OZ    CN103

Press <ENTER> to see more, '^' to exit this list, OR
CHOOSE 1-5: 5 ACETAMINOPHEN ELIX. 120MG/5ML 4OZ    CN103

This entry is marked for the following PHARMACY packages:
Outpatient
Unit Dose
Non-VA Med
```

```

ACETAMINOPHEN ELIX. 120MG/5ML 4OZ                               Inactive Date:

Strength from National Drug File match => 160    MG/5ML
Strength currently in the Drug File    => 120

Please Note: Strength of drug does not match strength of VA Product it is matched to.

Press Return to Continue: <ENTER>

Edit Strength? N// <ENTER> O

Strength => 120    Unit =>

Select DISPENSE UNITS PER DOSE: <ENTER>

Strength: 120                                Unit: MG/5ML

Select LOCAL POSSIBLE DOSAGE: ?
    You may enter a new LOCAL POSSIBLE DOSAGE, if you wish
    Answer must be 1-60 characters in length.

Select LOCAL POSSIBLE DOSAGE: ONE TEASPOONFUL
    Are you adding 'ONE TEASPOONFUL' as
    a new LOCAL POSSIBLE DOSAGE (the 1ST for this DRUG)? No// Y (Yes)

LOCAL POSSIBLE DOSAGE: ONE TEASPOONFUL// <ENTER>
OTHER LANGUAGE DOSAGE NAME: <ENTER>
PACKAGE: O Outpatient
DOSE UNIT: MILLIGRAM(S)
NUMERIC DOSE: 120

Strength: 120                                Unit: MG/5ML

Select LOCAL POSSIBLE DOSAGE: <ENTER>

Select Drug:

```

Example 6: Enter/Edit Dosages [PSS EDIT DOSAGES] Option Drug not eligible for dosage checks (NUMERIC DOSE sub-field (#5) of the LOCAL POSSIBLE DOSAGES multiple (#904) in DRUG file (#50) and DOSE UNIT sub-field (#4) of the LOCAL POSSIBLE DOSAGES multiple (#904) in DRUG file (#50) not displayed)

```

Select Dosages Option: ENTER/EDIT Dosages

Select Drug: HYDROCORTISONE
  1  HYDROCORTISONE 0.5% CR          DE200
  2  HYDROCORTISONE 1% CREAM        DE200
  3  HYDROCORTISONE 1% CREAM (PKT)  DE200
  4  HYDROCORTISONE 1% LOTION       DE200
  5  HYDROCORTISONE 1% OINT         DE200
Press <RETURN> to see more, '^' to exit this list, OR
CHOOSE 1-5: 2 HYDROCORTISONE 1% CREAM        DE200

This entry is marked for the following PHARMACY packages:
Outpatient
Unit Dose
Non-VA Med

HYDROCORTISONE 1% CREAM                               Inactive Date:

This drug has the following Local Possible Dosages:

SMALL AMOUNT                                           PACKAGE: IO
MODERATE AMOUNT                                        PACKAGE: IO
LIBERAL AMOUNT                                         PACKAGE: IO

Do you want to merge new Local Possible Dosages? Y// NO

```

```

Strength: 1                               Unit: %

Select LOCAL POSSIBLE DOSAGE: SMALL AMOUNT IO

LOCAL POSSIBLE DOSAGE: SMALL AMOUNT// <ENTER>
PACKAGE: Both// <ENTER>
BCMA UNITS PER DOSE: <ENTER>

Strength: 1                               Unit: %

Select LOCAL POSSIBLE DOSAGE:

```

Patch PSS*1*155 addresses supra-therapeutic and sub-therapeutic dosages. A supra-therapeutic dosage is one that far exceeds the normal therapeutic range. A sub-therapeutic dosage is one that is far below the normal therapeutic range. Certain drugs with an automatically calculated dosage of one time or two times the base strength that is supra- or sub-therapeutic will be adjusted to not auto-create those default possible dosages. Such changes will be distributed during the Monthly NDF Updates. PSS*1*155 uses the three new fields that were added to the VA PRODUCT file (#50.68) by PSN*4*261 to prevent the inadvertent creation of supra-therapeutic possible dosages for high risk medications during the dosage creation segment of Pharmacy Data Management and National Drug File updates. These fields will be used during the Match/Rematch process of the *Enter/Edit Dosages* [PSS EDIT DOSAGES] option to determine if possible dosages should be auto-created or not. The three fields are:

- CREATE DEFAULT POSSIBLE DOSAGE field (#40)
- POSSIBLE DOSAGES TO CREATE field (#41)
- PACKAGE field (#42)

When CREATE DEFAULT POSSIBLE DOSAGE field (#40) is “YES”, then the existing functionality of auto-creating possible dosages will apply. When this field is “NO,” it will be used in combination with the value in POSSIBLE DOSAGES TO CREATE field (#41) to determine the auto-creation of possible dosages.

The following conditions will apply when CREATE DEFAULT POSSIBLE DOSAGE field (#40) is “NO”:

- If POSSIBLE DOSAGES TO CREATE field (#41) is “NO”, no possible dosages will be auto-created and the following message will be displayed:
“Due to National Drug File settings no possible dosages were auto-created.”
- If POSSIBLE DOSAGES TO CREATE field (#41) is "O", 1x possible dosage will be auto-created for the package specified by the new PACKAGE field (#42) and the following message will be displayed:
“Due to National Drug File settings only one possible dosage will be auto-created.”
- If other dosages are needed, create POSSIBLE DOSAGES or LOCAL POSSIBLE DOSAGES as appropriate.”
- If POSSIBLE DOSAGES TO CREATE field (#41) is “B”, 1x and 2x possible dosages will be auto-created for the package specified by the new PACKAGE field (#42) and the following message will be displayed:

- “Due to National Drug File settings TWO possible dosages were auto-created.”

Example 1: Supra-Therapeutic Drugs – *Enter/Edit Dosages* [PSS EDIT DOSAGES] Option – Messages displayed when Create Default Possible Dosage is No and Possible Dosages To Create is No in the National Drug File

```
Select Dosages Option:  Enter/Edit Dosages

Select Drug:      NIACIN 100MG TAB          VT103

This entry is marked for the following PHARMACY packages:
Outpatient
Unit Dose
Non-VA Med

NIACIN 100MG TAB                               Inactive Date:

This drug can have Possible Dosages, but currently does not have any.

This drug has been set within the National Drug File to not auto create possible dosages.

Do you want to manually enter possible dosages? N// ?

This drug meets the criteria to have Possible Dosages, but it currently does
not have any. If you answer 'YES', Possible Dosages can be manually entered for this drug.
```

Prompt displayed when no possible dosages were auto-created

```
Do you want to manually enter possible dosages? N// YES

Strength from National Drug File match => 100    MG
Strength currently in the Drug File    => 100    MG

Edit Strength? N// O

Strength => 100    Unit =>

Select DISPENSE UNITS PER DOSE: ?
    You may enter a new POSSIBLE DOSAGES, if you wish
    Type a Number between 0 and 99999999, 4 Decimal Digits

Select DISPENSE UNITS PER DOSE:
```

Example 2: Supra-Therapeutic Drugs – *Enter/Edit Dosages* [PSS EDIT DOSAGES] Option – Messages displayed when resetting possible dosages, when Create Default Possible Dosage is No and Possible Dosages To Create is O in the National Drug File

```
Select Drug:      NIACIN 100MG TAB          VT103

This entry is marked for the following PHARMACY packages:
Outpatient
Unit Dose
Non-VA Med

NIACIN 100MG TAB                               Inactive Date:

This drug can have Possible Dosages, but currently does not have any.

This drug has been set within the National Drug File to auto create only one possible dosage.

Create Possible Dosages for this drug? N// YES

Resetting Possible Dosages..
```

Due to National Drug File settings only ONE possible dosage was auto- created. If other dosages are needed, create POSSIBLE DOSAGES or LOCAL POSSIBLE DOSAGES as appropriate

Press Return to continue:

Strength from National Drug File match => 100 MG
Strength currently in the Drug File => 100 MG

Edit Strength? N// O

Strength => 100 Unit => MG

Select DISPENSE UNITS PER DOSE: ?
Answer with POSSIBLE DOSAGES DISPENSE UNITS PER DOSE
Choose from:
1 100 IO

You may enter a new POSSIBLE DOSAGES, if you wish
Type a Number between 0 and 99999999, 4 Decimal Digits

Select DISPENSE UNITS PER DOSE:

Example 3: Supra-Therapeutic Drugs – Enter/Edit Dosages [PSS EDIT DOSAGES] Option – Messages displayed when resetting possible dosages, when Create Default Possible Dosage is No and Possible Dosages To Create is B in the National Drug File

Select Drug: NIACIN 100MG TAB VT103

This entry is marked for the following PHARMACY packages:
Outpatient
Unit Dose
Non-VA Med

NIACIN 100MG TAB Inactive Date:

This drug can have Possible Dosages, but currently does not have any.

This drug has been set within the National Drug File to auto create two possible dosages.

Create Possible Dosages for this drug? N// YES

Resetting Possible Dosages..

Due to National Drug File settings TWO possible dosages were auto-created.

Press Return to continue:

Strength from National Drug File match => 100 MG
Strength currently in the Drug File => 100 MG

Edit Strength? N// O

Strength => 100 Unit => MG

Select DISPENSE UNITS PER DOSE: ?
Answer with POSSIBLE DOSAGES DISPENSE UNITS PER DOSE
Choose from:
1 100 IO
2 200 IO

You may enter a new POSSIBLE DOSAGES, if you wish
Type a Number between 0 and 99999999, 4 Decimal Digits

Select DISPENSE UNITS PER DOSE:

1.2.4 Most Common Dosages Report [PSS COMMON DOSAGES]

The *Most Common Dosages Report* [PSS COMMON DOSAGES] option displays the most common dosages administered over a specified time period for Unit Dose orders.

Example: *Most Common Dosages Report* [PSS COMMON DOSAGES] Option

Select Dosages Option: **M**ost Common Dosages Report

This report displays common dosages of Dispense Drugs for Unit Dose orders based on the time frame entered. Unit Dose orders without a Dosage Ordered are not included on this report.

If there are multiple Dispense Drugs associated with an order, only the first Dispense Drug of the order will print with the Dosage Ordered.

Press Return to continue, '^' to exit: **<Enter>**

Enter start date for gathering Dosages: **T-365** (JAN 23, 2000)

Do not print Dosage if frequency is less than: (1-100): 1// **10**

Because of the length of this report, and the time needed to gather the information, this report must be queued to a printer.

DEVICE: HOME// **QUEUED**

DEVICE: HOME// **PRINTER 1**

(This report must be sent a printer)

COMMON DOSAGES REPORT STARTING FROM 01/23/00

PAGE: 1

DRUG	DOSAGE	FREQUENCY
ACETAMINOPHEN 325MG TAB U.D.	325-650MG TAB	12
	650 mg	16
	650MG	25
	650MG TAB	66
	650mg	33
ACETAMINOPHEN 500MG TAB U.D.	1000 mg	20
	1000MG	11
	1000MG TAB	33
	1000mg	12
	500-1000MG TAB	17
ALBUTEROL 0.5% INHL SOLN	0.5% NEB SOLN	10
	0.5CC SOLN	40
	0.5ML SOLN	12
ALBUTEROL 90MCG 200D ORAL INHL	2 PUFFS	52
	2 puffs	17
ALLOPURINOL 300MG TAB U.D.	300MG TAB	12
ALOH/MGOH/SIMTH XTRA STRENGTH LIQ	30CC	11
	30CC SUSP	15
	30cc	25
AMOXICILLIN 500/CLAV K 125MG TAB	500/125MG TAB	13
ASPIRIN 325MG EC TAB U.D.	325 MG	11
	325MG EC TAB	80

ASPIRIN 325MG TAB U.D.	325 MG	10
	325 mg	10
	325MG TAB	17
ASPIRIN 81MG CHEW TAB	81MG TAB	16
ATENOLOL 25MG TAB	25MG TAB	17
ATENOLOL 50MG TAB	50MG TAB	14
AZITHROMYCIN 250MG TAB	250MG TAB	11
BISACODYL 10MG RTL SUPP	10MG SUPP	19
CARBAMAZEPINE (TEGRETOL) 100MG CHEW TAB	100MG TAB	11
CARBAMAZEPINE (TEGRETOL) 200MG TAB	200MG TAB	11
CASANTHRANOL 30/DOCUSATE 100MG CAP U.D.	30/100MG CAP	24
CLOPIDOGREL BISULFATE 75MG TAB	75 mg	14
DEXAMETHASONE 4MG TAB U.D.	4MG	13
DIGOXIN (LANOXIN) 0.125MG TAB	0.125 mg	10
	0.125MG	10
	0.125MG TAB	23
DIGOXIN (LANOXIN) 0.25MG TAB	0.25MG	13
	0.25MG TAB	27
DOCUSATE NA 100MG CAP U.D.	100 MG	11
	100 mg	19
	100MG	11
	100MG CAP	40
DROPERIDOL 5MG/2ML INJ	1/4-1/2CC INJ	19
FELODIPINE 5MG SA TAB U.D.	5MG SA TAB	10
FERROUS SULFATE 325MG TAB	325MG TAB	31
FLUNISOLIDE 250MCG 100D ORAL INHL	2 PUFFS	18
	2 puffs	12
FOLIC ACID 1MG TAB U.D.	1 mg	21
	1MG TAB	19

(Report continues)

1.2.5 Noun/Dosage Form Report [PSS DOSE FORM/NOUN REPORT]

The *Noun/Dosage Form Report* [PSS DOSE FORM/NOUN REPORT] option displays the Dosage Forms, along with their associated Nouns and package use identifiers. It also displays the Local Possible Dosage created by the software based on the Nouns and Instructions of each Dosage Form.

Example: *Noun/Dosage Form Report* [PSS DOSE FORM/NOUN REPORT] Option

Select Dosages Option: **NOUN**/Dosage Form Report

This report shows the Dosage Forms and Nouns, along with the package use for each Noun and the resulting Local Possible Dosage.


```

DEVICE: HOME// <Enter> TELNET DEVICE

Dosage Form [RxNorm Name]                Dispense Units per Dose                PAGE: 1
Noun(s)                                Package-->Local Possible Dosage
-----
ACCESS PIN
(No Nouns)

ADAPTER                                (1)
ADAPTER                                IO--> 1 ADAPTER

AEROSOL [Aerosol]                       (1)
PUFF(S)                                IO--> 1 PUFF

AEROSOL,ORAL                            (1)
PUFF(S)                                IO--> 1 PUFF

AEROSOL,RTL                             (1)
APPLICATORFUL                          IO--> 1 APPLICATORF
UL
(Report Continues)

```

1.2.6 Review Dosages Report [PSS DOSAGE REVIEW REPORT]

The *Review Dosages Report* [PSS DOSAGE REVIEW REPORT] option shows the Possible Dosages and Local Possible Dosages for selected Dispense Drugs. If the strength of the drug does not match the strength of the VA Product to which it is matched to, it will be noted on the report. The VA Product Name will be displayed, as well as the Dose Unit and Numeric Dose for Local Possible Dosages.

Example: *Review Dosages Report* [PSS DOSAGE REVIEW REPORT] Option

```

Select Dosages Option: REVIEW Dosages Report

  Select one of the following:

      A          ALL
      S          SELECT A RANGE

Print Report for (A)ll or (S)elect a Range: S// ALL

This report will be for all drugs.

Is this correct? Y// <ENTER> ES

  This report is designed for 132 column format!

DEVICE: HOME// <ENTER>

Dosage report for all drugs                Outpatient Expansion                PAGE: 1
-----
(5573)                10% FREE AMINE SOLUTION W/O ELECT.    *N/F*                Inactive Date:
(106)                 5,5-DIPHENYLHYDANTOIN (PHENYTOIN) PWDR                Inactive Date:
(1196)                A & D OINT                                Inactive Date:
                        Strength:                Units:                Application Package: OXU
Possible Dosages: (None)

```

```

Local Possible Dosages:
  SMALL AMOUNT
  Numeric Dose:                Dose Unit:
Package: IO
  MODERATE AMOUNT
  Numeric Dose:                Dose Unit:
Package: IO
  LIBERAL AMOUNT
  Numeric Dose:                Dose Unit:
Package: IO

(108)          ABACAVIR SO4 600MG/LAMIVUDINE 300MG TAB          Inactive Date:
              Strength:                Units:                Application Package: OUX
Possible Dosages: (None)
Local Possible Dosages:
  1 TABLET
  Numeric Dose: 1                Dose Unit: TABLET(S)
Package: IO
  2 TABLETS
  Numeric Dose: 2                Dose Unit: TABLET(S)
Package: IO

(192)          ABACAVIR SULFATE 100MG/5ML ORAL SOLN          Inactive Date:
              Strength: 100          Units:                Application Package: OUX
Possible Dosages:
Dispense Units Per Dose: 1          Dose: 100MG/5ML          Package: I
Dispense Units Per Dose: 2          Dose: 200MG/10ML         Package: I
Dispense Units Per Dose: 3          Dose: 300MG/15ML         Package: I
Local Possible Dosages:
  1 TEASPOONFUL
  Numeric Dose: 100              Dose Unit: MILLIGRAM(S)
Package: IO
  2 TEASPOONFULS
  Numeric Dose: 200              Dose Unit: MILLIGRAM(S)          Package: IO
  1 TABLESPOONFUL
  Numeric Dose: 300              Dose Unit: MILLIGRAM(S)          Package: IO
  2 TABLESPOONFULS
  Numeric Dose: 600              Dose Unit: MILLIGRAM(S)          Package: IO

(4738)         ABDOMINAL PAD 7 1/2 X 8 STERILE                Inactive Date:

(196)          ABSORBASE TOP OINT                            Inactive Date:
              Strength:                Units:                Application Package: OUX
Possible Dosages: (None)
Local Possible Dosages:
  SMALL AMOUNT
  Numeric Dose:                Dose Unit:                Package: IO
  MODERATE AMOUNT
  Numeric Dose:                Dose Unit:                Package: IO
  LIBERAL AMOUNT
  Numeric Dose:                Dose Unit:

Package: IO

(200)          ACARBOSE 25MG TAB                            Inactive Date:
              Strength: 25          Units: MG                Application Package: OUX
Possible Dosages:
Dispense Units Per Dose: 1          Dose: 25MG                Package: IO
1 TABLET
Local Possible Dosages: (None)

(2736)         ACCU-CHEK AVIVA 1-2 CONTROL SOLN            Inactive Date:

(203)          ACEBUTOLOL HCL 200MG CAP                    Inactive Date:
              Strength: 200          Units: MG                Application Package: OUX

```

```

Possible Dosages:
Dispense Units Per Dose: 1           Dose: 200MG           Package: IO
1 CAPSULE
Dispense Units Per Dose: 2           Dose: 400MG           Package: IO
2 CAPSULES
Local Possible Dosages: (None)

(2716)          ACETAMINOPHEN 100MG/ML (SF) ORAL SUSP           Inactive Date:
Strength: 100           Units:           Application Package: OUX
Possible Dosages:
Dispense Units Per Dose: 1           Dose: 100MG/1ML       Package: I
Dispense Units Per Dose: 2           Dose: 200MG/2ML       Package: I
Local Possible Dosages:
100MG (1ML)
Numeric Dose: 100           Dose Unit: MILLIGRAM(S)           Package: O
200MG (2ML)
Numeric Dose: 200           Dose Unit: MILLIGRAM(S)           Package: O

(2587)          ACETAMINOPHEN 120MG/5ML LIQUID           Inactive Date:
Strength: 120           Units:           Application Package: UOX
Possible Dosages:
Dispense Units Per Dose: 1           Dose: 120MG/3.75ML    Package: I
Dispense Units Per Dose: 2           Dose: 240MG/7.5ML     Package: I
Local Possible Dosages: (None)

```

Strength mismatch notice

Note: Strength of 120 does not match NDF strength of 160.
VA PRODUCT MATCH: ACETAMINOPHEN 160MG/5ML ELIXIR
(Report Continues)

1.2.7 Local Possible Dosages Report [PSS LOCAL POSSIBLE DOSAGES]

The *Local Possible Dosages Report* [PSS LOCAL POSSIBLE DOSAGES] option identifies drugs with Local Possible Dosages that have missing data in either the Numeric Dose or Dose Unit fields. This data needs to be populated if Dosage checks are to be performed, when that Local Possible Dosage is selected for an order.

This report can be printed for all drugs in the local drug file that have Local Possible Dosages defined or only the drugs that have Local Possible Dosages defined with missing data in either the NUMERIC DOSE sub-field (#5) of the LOCAL POSSIBLE DOSAGES multiple (#904) in DRUG file (#50) or DOSE UNIT sub-field (#4) of the LOCAL POSSIBLE DOSAGES multiple (#904) in DRUG file (#50). If no missing data is found the report will display ‘No Local Possible Dosage missing data found.’

If the strength of the drug does not match the strength of the VA Product to which it is matched to, it will be noted on the report.



Drugs that meet the following criteria will be screened out from this report.

- Inactive

- Not Matched to NDF
- Associated with dosage form that is excluded from dosage checks and matched to a VA Product that has the OVERRIDE DF DOSE CHK EXCLUSION field (#31) of the VA PRODUCT file (#50.68) set to 'No'
- Associated with dosage form that is NOT excluded from dosage checks, but is matched to a VA Product that has the OVERRIDE DF DOSE CHK EXCLUSION field (#31) of the VA PRODUCT file (#50.68) set to 'Yes'
- Drug is marked as a supply item ('S' in DEA, SPECIAL HDLG field (#3) of the DRUG file (#50) or assigned a VA Drug Class starting with an 'XA')
- Drug does not have any Local Possible Dosages defined

Example: Local Possible Dosages Report [PSS LOCAL POSSIBLE DOSAGES] Option for Only Local Possible Dosage with Missing Data

```
Select Enhanced Order Checks Setup Menu Option: LOCAL POSSIBLE Dosages Report

This report will print Local Possible Dosage information only for Drugs for
which Dosage Checks can be performed. Drugs that are inactive, marked and/or
classed as supply items, not matched to NDF or excluded from dosage checks (due
to dosage form or VA Product override) will not be included in this report.

Users will be able to print Local Possible Dosage information for all eligible
drugs or only for drugs with missing data in the Numeric Dose and Dose Unit
fields. These two fields must be populated to perform Dosage Checks for a Local
Possible Dosage selected when placing a Pharmacy order.

Select one of the following:

      A      ALL LOCAL POSSIBLE DOSAGES
      O      ONLY LOCAL POSSIBLE DOSAGE WITH MISSING DATA

Enter 'A' for All, 'O' for Only: O// <ENTER> NLY LOCAL POSSIBLE DOSAGE WITH MISSING DATA

This report is designed for 132 column format!
DEVICE: HOME// <ENTER>

Local Possible Dosages Report (Missing Data Only)                                PAGE: 1
-----
(811)          GELUSIL TABLETS
      Strength:          Units:          Application Package: UOX
Local Possible Dosages:
  1 TABLET
  Numeric Dose:          Dose Unit:          Package: O
  2 TABLET(S)
  Numeric Dose:          Dose Unit:          Package: O
VA PRODUCT MATCH: AL OH 200MG/MG OH 200MG/SIMETHICONE 25MG TAB,CHEWABLE

(156)          GUAIFENESIN 50MG/5ML SYRUP
      Strength: 50          Units: MG/5ML   Application Package: OUX
Local Possible Dosages:
  1 TEASPOONFUL
  Numeric Dose:          Dose Unit: MILLIGRAM(S)   Package: IO
  2 TEASPOONFUL(S)
  Numeric Dose:          Dose Unit:          Package: IO
Note: Strength 50 does not match NDF strength of 100.
VA PRODUCT MATCH: GUAIFENESIN 100MG/5ML SYRUP
```

1.2.8 Request Change to Dose Unit [PSS DOSE UNIT REQUEST]

The *Request Change to Dose Unit* [PSS DOSE UNIT REQUEST] option is provided for users to request additions or changes to the DOSE UNITS file (#51.24). The request is directed to an Outlook mail group (VAOITVHITPSDOSEUNITREQ@VA.GOV) that will review and act on the requests. A copy of the request is also sent to the user's VistA email account. The following information about the request will be needed:

- Dose Unit to be added or modified (required)
- References or Reason for Request (required)

If the user is not ready to send the request, answering 'No' at the transmit prompt will send the request just to the user's VistA email account. Once ready to send the request and if no changes are needed, the VistA email message can be retrieved and forwarded to the Outlook mail group (VAOITVHITPSDOSEUNITREQ@VA.GOV). If the VistA email message is no longer available for retrieval, the request must be reentered and transmitted. The option will use whatever editor (line or screen) the user has defined for "Preferred editor" in the NEW PERSON file (#200).

Example: *Request Change to Dose Unit* [PSS DOSE UNIT REQUEST] Option

```
Select Enhanced Order Checks Setup Menu Option: REQUEST CHANGE TO DOSE UNIT

Select one of the following:

      N          New Dose Unit
      C          Change to Existing Dose Unit

Request New Dose Unit or Change existing Dose Unit: N// <ENTER> ew Dose Unit

Enter Dose Unit name: GRAIN(S)

You must now enter a reason or references for this request.

Press Return to continue, '^' to exit: <ENTER>

==[ WRAP ]==[ INSERT ]====< References/Reason for Request >==[ <PF1>H=Help ]====

Valid Dose Unit missing from file.

<=====T=====T=====T=====T=====T=====T=====T=====T=====T>=====

Do you want to save changes? y

Transmit Dose Unit Request? Y// <ENTER> ES

Mail message transmitted for review.

Press Return to continue:
```

Example: *Request Change to Dose Unit* [PSS DOSE UNIT REQUEST] Option Request Email

```
Subj: Dose Unit Request [#89442] 05/28/08@12:51 4 lines
From: PHARMACIST, ONE In 'IN' basket. Page 1
-----
Request New Dose Unit:
GRAIN(S)
```

```

Valid Dose Unit missing from file.

Enter message action (in IN basket): Ignore// QD Query Detailed

Subj: Dose Unit Request [#89442] 05/28/08@12:51 4 lines
From: PHARMACIST, ONE In 'IN' basket.
Local Message-ID: 89442@PEPCACHE.FO-BIRM.MED.VA.GOV (2 recipients)

PHARMACIST, ONE Last read: 05/28/08@12:52 [First read: 05/28/08@12:51]
VAOITVHITPSDOSEUNITREQ@VA.GOV Sent: 05/28/08@12:51 Time: 1 second
Message ID: 48343526@FORUM.VA.GOV

Enter message action (in IN basket): Ignore//

```

Example: *RE*quest Change to Dose Unit [PSS DOSE UNIT REQUEST] Option

```

Select Dosages Option: REQuest Change to Dose Unit

Select one of the following:

      N      New Dose Unit
      C      Change to Existing Dose Unit

Request New Dose Unit or Change existing Dose Unit: N// Change to Existing Dose
Unit

Select DOSE UNITS: ??

Choose from:
ANTI-XA UNIT      *** This is actually stored in the DOSE UNIT file in Mixed Case
APPLICATION(S)
APPLICATORFUL(S)
BAR(S)
CAP/TAB
CAPLET(S)
CAPSULE(S)
CENTIMETER(S)
DROP(S)
EACH
ELISA UNIT(S)
ENEMA(S)
FILM(S)
GRAM(S)
IMPLANT(S)
INCH(ES)
INHALATION(S)
INSERT(S)
LITER(S)
      ^
Select DOSE UNITS:

```

1.2.9 Lookup Dosing Check Info for Drug [PSS DRUG DOSING LOOKUP]

This option displays all of the information related to Dosing Order Checks for the selected entry from the DRUG file (#50). Based on the data displayed, the option informs the user whether or not the drug is eligible or not eligible for Dosing Order Checks.

No Dosing Order Checks will be performed on supply items. A supply item is identified by either a VA Drug Class code that begins with an 'XA' or that contains an 'S' in the DEA, SPECIAL HDLGS field (#3) in the DRUG file (#50).

A dosage form is excluded from Dosing Order Checks if the EXCLUDE FROM DOSAGE CHECKS field (#11) in the DOSAGE FORM file (#50.606) is set to 'Yes'. If the drug ordered is associated with a dosage form that is excluded from Dosing Order Checks and the value in the OVERRIDE DF DOSE CHK EXCLUSION field (#31) in the VA PRODUCT file (#50.68) is blank or set to 'No' for the VA Product the drug is matched to, no Dosing Order Checks will be performed. If the drug ordered is associated with a dosage form that is NOT excluded from Dosing Order Checks and the value in the OVERRIDE DF DOSE CHK EXCLUSION field (#31) in the VA PRODUCT file (#50.68) is set to 'Yes' for the VA Product that the drug is matched to, no Dosing Order checks will be performed.

The table below shows all the different combinations of values for the EXCLUDE FROM DOSAGE CHECK field (#11) in the DOSAGE FORM file (#50.606) and the OVERRIDE DF DOSE CHK EXCLUSION field (#31) in the VA PRODUCT file (#50.68) and whether or not those combinations result in a Dosing Order Check being performed.

Dosage Form Field – EXCLUDE FROM DOSAGE CHECKS	VA Product Field – OVERRIDE DF DOSE CHK EXCLUSION	Dosing Order Check Performed? (Y/N)
Yes	No	No
Yes	Yes	Yes
No	No	Yes
No	Yes	No

If a drug is not matched to NDF, a GCNSEQNO cannot be obtained to identify the drug to FDB in order to perform a Dosing Order Check. In some cases, the drug may be matched to NDF, but the VA Product, to which it is matched, may not have a GCNSEQNO assigned. In both of these cases, the drug will be ineligible for Dosing Order Checks.

The information provided in the first section of the display is from the DRUG file (#50) and VA PRODUCT file (#50.68) (if the drug is matched to NDF). If no GCNSEQNO is found, 'None' will display in lieu of the number. Whether or not the drug is eligible or not eligible for Dosing Order Checks is displayed at the bottom of this section.

The second section displays all dosage information such as strength, unit, possible dosages, and local possible dosages that has been defined for the drug selected.

The third and final section displays dosage information from First Databank (FDB). It will show all route and dose units found in FDB dosing records for the drug and whether or not a weight or BSA value is required for a dosage order check to be performed. If a drug is not eligible for Dosing Order Checks, no FDB data will display.

If some of the dosing records for a drug require a weight or BSA and others do not, the option will display a 'Yes' with a list of age range(s) for those records that do require a weight or BSA and a 'No' with a list of age range(s) for those records that do not require a weight or BSA. The age will be expressed in days. Age ranges will be displayed in ascending order using the first

number in the range. Age ranges with the same first number will display in random order. The corresponding FDB dose type (MAINTENANCE DOSE or SINGLE DOSE) and FDB dose route will print next to the age range in parenthesis.

If the vendor database cannot be reached, the following text in lieu of all FDB information for the drug will be displayed in the third and final section:

```
Vendor database cannot be reached. FDB dosing information could not be retrieved at this time.
```

Example 1: Drug Eligible for Dosage Checks

```
Select Dosages Option: LOOKUP Dosing Check Info for Drug

Select DRUG GENERIC NAME: ACETAMINO
 1  ACETAMINOPHEN 160MG/5ML ELIXIR          CN103
 2  ACETAMINOPHEN 325MG TAB                CN103
 3  ACETAMINOPHEN 325MG/COD 30MG TAB      CN101
 4  ACETAMINOPHEN 650MG SUPP              CN103
 5  ACETAMINOPHEN 650MG TAB                CN103          RESTRICTED TO ORTHOPEDI

CS
Press <RETURN> to see more, '^' to exit this list, OR
CHOOSE 1-5: 1  ACETAMINOPHEN 160MG/5ML ELIXIR          CN103

          ACETAMINOPHEN 160MG/5ML ELIXIR (GCNSEQNO: 004481)
=====
VA PRODUCT NAME: ACETAMINOPHEN 160MG/5ML ELIXIR
NDF DOSAGE FORM: ELIXIR
DEA, SPECIAL HDLG:      VA DRUG CLASS: CN103
EXCLUDE DOSAGE FORM FROM DOSAGE CHECKS: NO
OVERRIDE DOSAGE FORM DOSE CHECK EXCLUSION FOR VA PRODUCT: NO

***DRUG ELIGIBLE FOR DOSAGE CHECKS***
-----
Strength: 160    Unit:
POSSIBLE DOSAGES:
DISPENSE UNITS PER DOSE: 1          DOSE: 160MG/5ML          PACKAGE: I
BCMA UNITS PER DOSE:
DISPENSE UNITS PER DOSE: 2          DOSE: 320MG/10ML       PACKAGE: I
BCMA UNITS PER DOSE:

LOCAL POSSIBLE DOSAGES:
LOCAL POSSIBLE DOSAGE: 1 TEASPOON          PACKAGE: O
BCMA UNITS PER DOSE:
NUMERIC DOSE: 160          DOSE UNIT: MILLIGRAM(S)
LOCAL POSSIBLE DOSAGE: 2 TEASPOON          PACKAGE: O
BCMA UNITS PER DOSE:
NUMERIC DOSE: 320          DOSE UNIT: MILLIGRAM(S)
LOCAL POSSIBLE DOSAGE: 1 TABLESPOON       PACKAGE: O
BCMA UNITS PER DOSE:
NUMERIC DOSE: 480          DOSE UNIT: MILLIGRAM(S)
LOCAL POSSIBLE DOSAGE: 2 TABLESPOON       PACKAGE: O
BCMA UNITS PER DOSE:
NUMERIC DOSE: 960          DOSE UNIT: MILLIGRAM(S)
-----
FDB ROUTES: ORAL
FDB DOSE UNITS: ML, MG
BSA REQUIRED FOR DOSAGE CHECKS: NO
WEIGHT REQUIRED FOR DOSAGE CHECKS:
YES for Age in Days: 0-29 (MAINTENANCE DOSE, ORAL)
                      0-29 (SINGLE DOSE, ORAL)
                      30-90 (SINGLE DOSE, ORAL)
                      30-90 (MAINTENANCE DOSE, ORAL)
                      91-364 (MAINTENANCE DOSE, ORAL)
```



```

91-364 (SINGLE DOSE, ORAL)
365-4379 (MAINTENANCE DOSE, ORAL)
365-4379 (SINGLE DOSE, ORAL)
NO for Age in Days: 4380-40150 (MAINTENANCE DOSE, ORAL)
4380-40150 (SINGLE DOSE, ORAL)

Select DRUG GENERIC NAME:

```

Example 2: Drug Not Eligible for Dosage Checks

```

Select DRUG GENERIC NAME: hydrocortisone
1 HYDROCORTISONE 0.1% CREAM DE200
2 HYDROCORTISONE 0.5% CREAM DE200
3 HYDROCORTISONE 0.5% OINT DE200
CHOOSE 1-3: 2 HYDROCORTISONE 0.5% CREAM DE200

HYDROCORTISONE 0.5% CREAM (GCNSEQNO: 007543)
=====
VA PRODUCT NAME: HYDROCORTISONE 0.5% CREAM, TOP
NDF DOSAGE FORM: CREAM, TOP
DEA, SPECIAL HDLG: VA DRUG CLASS: DE200
EXCLUDE DOSAGE FORM FROM DOSAGE CHECKS: YES
OVERRIDE DOSAGE FORM DOSE CHECK EXCLUSION FOR VA PRODUCT: NO

***DRUG NOT ELIGIBLE FOR DOSAGE CHECKS***
-----

Strength: Unit:
POSSIBLE DOSAGES:

LOCAL POSSIBLE DOSAGES:
-----

FDB ROUTES: TOPICAL
FDB DOSE UNITS:
BSA REQUIRED FOR DOSAGE CHECKS:
WEIGHT REQUIRED FOR DOSAGE CHECKS:

Select DRUG GENERIC NAME:

```

**1.2.10 Drug Names with Trailing Spaces Report
[PSS TRAILING SPACES REPORT]**

This option lists all active, multi-ingredient DRUG File (#50) entries with Local Possible Dosages defined, and whose drug name has trailing spaces. Drugs not matched to the NDF with trailing spaces in the name will also be listed. Single ingredient entries with Local Possible Dosages defined whose drug name has trailing spaces and are matched to a VA Product with a non-numeric value in the STRENGTH field (#2) may also be listed on this report. If the Drug Name is appended to the Local Possible Dosage and optional conjunction in the Computerized Patient Record System (CPRS) order dialogues, a selection of such a dosage could cause the conjunction plus drug name to become part of the actual Dosage, instead of just a display enhancement. This can cause the Dosage check to fail, and that extra text could come to pharmacy as part of the Dosage in the order. These trailing spaces should be cleaned up if possible.

For each such drug identified in the DRUG file (#50), the report will print the Internal Entry Number and the GENERIC NAME field (#.01).

MULTIVITAMINS W/MINERALS TAB (7987)
OXYCODONE 5MG/ACETAMINOPHEN 325MG TAB (7986)
TRETINOIN 0.04% GEL (7988)

End of Report.

1.2.11 Manage Buprenorphine Tx of Pain - VA Products [PSS BUPRENORPHINE VAPRODS]

This option allows users to manage the list of products in the VA PRODUCT file (#50.68) that contain Buprenorphine and are indicated for the treatment of pain. Drugs matched to such products will not require the provider to have a detox number (XDEA number) to prescribe the medication. The option leverages the XPAR PARAMETER functionality to allow the management of the appropriate products. This functionality was originally implemented in patches PSS*1*219 and PSS*1*246 using dosage forms but has been entirely replaced and reimplemented with patch PSS*1*247 using VA Products.

Patch PSS*1*247 introduced an exception to Buprenorphine VA Products indicated for the treatment of pain. VA Products with exceptions are populated using new option "Manage Buprenorphine Tx of Pain - VA Products" [PSS BUPRENORPHINE VAPRODS]. When Buprenorphine containing products are approved by the FDA for the treatment of pain, this option should be used to add the VA Product to the exception list.

Users with access to the 'Dosages' [PSS DOSAGES MANAGEMENT] menu option can edit the approved VA Products. There are two levels of this parameter: System and Package. All users with access to this option can edit the System level, but only users with elevated (programmer) privileges can edit these parameters at the Package level. All products defined in the parameter

at both the System and Package level will be included in the exception list at the time an order is evaluated for the detox criteria.

At installation, patch PSS*1*247 automatically populates these products at the Package level:

- BUPRENORPHINE 10MCG/HR PATCH
- BUPRENORPHINE 15MCG/HR PATCH
- BUPRENORPHINE 20MCG/HR PATCH
- BUPRENORPHINE 5MCG/HR PATCH
- BUPRENORPHINE 7.5MCG/HR PATCH
- BUPRENORPHINE 150MCG FILM,BUCCAL
- BUPRENORPHINE 300MCG FILM,BUCCAL
- BUPRENORPHINE 450MCG FILM,BUCCAL
- BUPRENORPHINE 600MCG FILM,BUCCAL
- BUPRENORPHINE 750MCG FILM,BUCCAL
- BUPRENORPHINE 75MCG FILM,BUCCAL
- BUPRENORPHINE 900MCG FILM,BUCCAL

This screen shot shows a user with elevated privileges using option “Manage Burprenorphie Tx of Pain – VA Products”. Only users with elevated (programmer) privileges can see and edit the Package level setting.

```
Select Dosages Option: Manage Buprenorphine Tx of Pain - VA Products
Dosage Forms Buprenorphine Tx of Pain may be set for the following:
  5 System      SYS      [TEST.DAYTON.MED.VA.GOV]
 10 Package     PKG      [PHARMACY DATA MANAGEMENT]
Enter selection: 5 System TEST.DAYTON.MED.VA.GOV
Setting Dosage Forms Buprenorphine Tx of Pain - VA PRODUCTS for System:
TEST.DAYTON.MED.VA.G
OV
Select Sequence: ??

=====

Select Dosages Option: Manage Buprenorphine Tx of Pain Dosage Forms
Dosage Forms Buprenorphine Tx of Pain may be set for the following:
  5 System      SYS      [TEST.DAYTON.MED.VA.GOV]
 10 Package     PKG      [PHARMACY DATA MANAGEMENT]
Enter selection: 10 Package PHARMACY DATA MANAGEMENT
```

```
Parameters set for 'Package' may be replaced if PHARMACY DATA MANAGEMENT
is installed in this account.
```

```
Setting Dosage Forms Buprenorphine Tx of Pain - VA PRODUCTS for Package: PHARMACY DATA
MANAG
EMENT
Select Sequence: ?
```

Sequence	Value
1	BUPRENORPHINE 10MCG/HR PATCH
2	BUPRENORPHINE 150MCG FILM, BUCCAL
3	BUPRENORPHINE 15MCG/HR PATCH
4	BUPRENORPHINE 20MCG/HR PATCH
5	BUPRENORPHINE 300MCG FILM, BUCCAL
6	BUPRENORPHINE 450MCG FILM, BUCCAL
7	BUPRENORPHINE 5MCG/HR PATCH
8	BUPRENORPHINE 600MCG FILM, BUCCAL
9	BUPRENORPHINE 7.5MCG/HR PATCH
10	BUPRENORPHINE 750MCG FILM, BUCCAL
11	BUPRENORPHINE 75MCG FILM, BUCCAL
12	BUPRENORPHINE 900MCG FILM, BUCCAL

For historical reference, below are notes for the old Buprenorphine containing products exception functionality:

- Patch PSS*1*219 introduced option "Manage Buprenorphine Tx of Pain Dosage Forms" [PSS BUPRENORPHINE DOSAGE FORMS]. The option leverages the XPAR PARAMETER functionality to allow the management of the appropriate dosage forms. Two dosage forms are delivered at the Package level with this patch (FILM, BUCCAL and PATCH).
- Patch PSS*1*246 introduced an exception to the dosage forms identified for treatment of pain. The new product buprenorphine/naloxone buccal film will not be exempt based on the FILM, BUCCAL dosage form and will require the ordering provider to have a detox number in order to prescribe this medication.

1.3 Drug Enter/Edit [PSS DRUG ENTER/EDIT]

The *Drug Enter/Edit* [PSS DRUG ENTER/EDIT] option allows users to make a new Dispense Drug entry into the DRUG file (#50) or to make changes to existing DRUG file (#50) Dispense Drug entries. This option consolidates entries for all Pharmacy packages if the user possesses the proper package key. It will also allow the user to match Dispense Drugs to corresponding NATIONAL DRUG and Pharmacy Orderable Item entries and to tie the Dispense Drug to a DRUG TEXT file (#51.7) entry. Dispense Drug formulary status is designated via this option and formulary alternatives may be designated for non-formulary Dispense Drug entries.

Furthermore, addition of identically named IV ADDITIVES and IV SOLUTIONS from the *Drug Enter/Edit* [PSS DRUG ENTER/EDIT] option is allowed when linking an additive or solution to the drug.

Example – Identically Named Additives

```
AN IV ITEM? Yes// Y (Yes)
Edit Additives or Solutions:

    Select one of the following:

        A      ADDITIVES
        S      SOLUTIONS

Enter response: ADDITIVES

CEFAZOLIN SOD 1GM INJ currently linked to the following IV Additives:

    1. TESTDRUG          Additive Strength: 10 MG
    2. TESTDRUG          Additive Strength: 5 GM
    3. TESTDRUG          Additive Strength: 12 GM
    4. TESTDRUG          Additive Strength: 12.5 GM
Select 1-4 from list above or type 'NEW' to link to a new IV Additive: NEW

Select IV ADDITIVES PRINT NAME: TESTDRUG
Lookup: PRINT NAME
    1  TESTDRUG          Additive Strength: 10 MG
    2  TESTDRUG          Additive Strength: 5 GM
    3  TESTDRUG          Additive Strength: 12 GM
    4  TESTDRUG          Additive Strength: 12.5 GM

CHOOSE 1-4:
Are you adding 'TESTDRUG' as a new IV ADDITIVES (the 78TH)? No// Y
(Yes)
```

Example - New Solution

```
AN IV ITEM? Yes// (Yes)
Edit Additives or Solutions:

    Select one of the following:

        A      ADDITIVES
        S      SOLUTIONS

Enter response: SOLUTIONS

CEFAZOLIN SOD 1GM INJ currently linked to IV Solutions:

    1. 0.9% SODIUM CHLORIDE 300 ML
    2. 0.9% SODIUM CHLORIDE 300 ML
    3. 0.9% SODIUM CHLORIDE 450 ML
    4. 0.9% SODIUM CHLORIDE 254 ML

Select 1-4 from list above or type 'NEW' to link to a new IV Solution: NEW
Select IV SOLUTIONS PRINT NAME: 0.9% SODIUM CHLORIDE
Lookup: PRINT NAME
    1  0.9% SODIUM CHLORIDE          250 ML
    2  0.9% SODIUM CHLORIDE          50 ML
    3  0.9% SODIUM CHLORIDE          25 ML
    4  0.9% SODIUM CHLORIDE          10 ML
    5  0.9% SODIUM CHLORIDE          1000 ML

Press <RETURN> to see more, '^' to exit this list, '^ ^' to exit all
```

```
lists, OR  
CHOOSE 1-5:  
Are you adding '0.9% SODIUM CHLORIDE' as a new IV SOLUTIONS (the 33RD)? No// Y  
(Yes)
```

Dosages created as the result of National Drug File matching or auto creation of dosages may be reviewed and edited via this option.

Outpatient Pharmacy designated Dispense Drug entries may be marked or unmarked as a LAB MONITOR or CLOZAPINE DRUG. This will allow lab values to print on the Outpatient Action Profile for the designated drug and provide lab monitor checks for Clozapine drugs during the medication order entry process.

The *Drug Enter/Edit* [PSS DRUG ENTER/EDIT] option allows the user to enter a dosage in a language other than English. PDM does not translate English terms into another language; instead, it allows the user to enter a translation of a term. If a value has not been entered in the OTHER LANGUAGE DOSAGE NAME sub-field (#3) of the LOCAL POSSIBLE DOSAGE multiple (#904) of the DRUG file (#50), PDM defaults to the value entered in the LOCAL POSSIBLE DOSAGE sub-field (#.01) of the LOCAL POSSIBLE DOSAGE multiple (#904) of the DRUG file (#50). If no values exist in the LOCAL POSSIBLE DOSAGE sub-field (#.01) of the LOCAL POSSIBLE DOSAGE multiple (#904) of the DRUG file (#50) and OTHER LANGUAGE DOSAGE NAME sub-field (#3) of the LOCAL POSSIBLE DOSAGE multiple (#904) of the DRUG file (#50), the system will not display default values for those fields during CPRS or Outpatient Pharmacy prescription order entry processing. However, when building the SIG, Outpatient Pharmacy will default to the value the user input during order entry.

Patch PSS*1*61 adds a new code “F” for NON REFILLABLE to the DEA, SPECIAL HDLG field (#3) of the DRUG file (#50), which will allow sites to mark drugs other than controlled substances or clozapine drugs as NON REFILLABLE.

Patch PSS*1*192 adds new fields EPHARMACY BILLABLE (#84), EPHARMACY BILLABLE (TRICARE) (#85), EPHARMACY BILLABLE (CHAMPVA) (#86) of the DRUG file (#50) to indicate that the drug file entry is electronically billable. These fields replace functionality previously provided by the DEA, Special HANDLING field.

Patch PSS*1*214 adds a message to be displayed if the user exits the option and all three EPHARMACY BILLABLE fields are blank and the drug is not inactive. The option is given to return and answer the billable questions.

Patch PSS*1*192 adds a new field Sensitive Diagnosis Drug (#87) of the DRUG file (#50) to indicate that the drug is used to treat certain conditions that are deemed “sensitive”. Specifically, the VA may not disclose any information on the following diseases: HIV, drug abuse, alcohol abuse, or sickle cell anemia without a signed consent from the patient. If a drug file entry is marked as a Sensitive Diagnosis Drug, a signed Release of Information (ROI) needs to be on file in VistA for prescriptions for the drug to be billable. This functionality works in conjunction with ROI modifications made in IB*2*384 and PSS*1*131.

Patch PSS*1*156 adds the new OPAI multiple (#906) to the DRUG file (#50), which will allow prescription orders for a certain drug to be sent to a specific Automated Dispensing Device

(ADD). Setup can be done by division such that a drug is linked to a specific ADD. This functionality works in conjunction with PSO*7*354.

The sub-file contains the following new fields:

- DIVISION - This is the division associated with the ADD for the drug. This field is a pointer to the OUTPATIENT SITE file (#59).
- WINDOW DNS NAME - This field is a pointer to the PHARMACY AUTOMATED DISPENSING DEVICES file (#52.53). Orders with a route of WINDOW will be sent to this ADD.
- MAIL DNS NAME - This field is a pointer to the PHARMACY AUTOMATED DISPENSING DEVICES file (#52.53). Orders with a route of MAIL will be sent to this ADD.

The *Drug Enter/Edit* [PSS DRUG ENTER/EDIT] option was modified to add the new fields from the DRUG file (#50).

DEA Special Handling Code

Sites will need to determine all the nutritional supplements in their DRUG file (#50) and mark the DEA, SPECIAL HDLG field (#3) entry for all of their nutritional supplements drug file entries with an “N”. They will also need to mark any entries that may be third party reimbursable as billable. Usually only Rx Only nutritional supplements are third party reimbursable.

```
Select OPTION NAME: DRUG ENTER/EDIT  PSS DRUG ENTER/EDIT  Drug Enter/Edit
Drug Enter/Edit

Select DRUG GENERIC NAME: TRAZO
Lookup: GENERIC NAME
  1  TRAZODONE 100MG TAB                N/F
  2  TRAZODONE 50MG TAB
CHOOSE 1-2: 1  TRAZODONE 100MG TAB                N/F

*****
This entry is marked for the following PHARMACY packages:
  Outpatient
  Non-VA Med
GENERIC NAME: TRAZODONE 100MG TAB//
VA CLASSIFICATION:
DEA, SPECIAL HDLG: 6// ?
  ANSWER MUST BE 1-6 CHARACTERS IN LENGTH

THE SPECIAL HANDLING CODE IS A 2 TO 6 POSTION FIELD.  IF APPLICABLE,
A SCHEDULE CODE MUST APPEAR IN THE FIRST POSITION.  FOR EXAMPLE,
A SCHEDULE 3 NARCOTIC WILL BE CODED '3A', A SCHEDULE 3 NON-NARCOTIC WILL BE
CODED '3C' AND A SCHEDULE 2 DEPRESSANT WILL BE CODED '2L'.
THE CODES ARE:

0          MANUFACTURED IN PHARMACY
1          SCHEDULE 1 ITEM
2          SCHEDULE 2 ITEM
3          SCHEDULE 3 ITEM
4          SCHEDULE 4 ITEM
5          SCHEDULE 5 ITEM
6          LEGEND ITEM
9          OVER-THE-COUNTER
L          DEPRESSANTS AND STIMULANTS
A          NARCOTICS AND ALCOHOLS
P          DATED DRUGS
I          INVESTIGATIONAL DRUGS
```

M	BULK COMPOUND ITEMS
C	CONTROLLED SUBSTANCES - NON NARCOTIC
R	RESTRICTED ITEMS
S	SUPPLY ITEMS
B	ALLOW REFILL (SCH. 3, 4, 5 ONLY)
W	NOT RENEWABLE
F	NON REFILLABLE
N	NUTRITIONAL SUPPLEMENT
K	NOT RENEWABLE (BY TELEPHONE)

DEA, SPECIAL HDLG: 9//

DEA, SPECIAL HDLG field (#3) effects on ePharmacy Billing:

- The DEA, SPECIAL HDLG field (#3) does not affect Pharmacy Billing. Fields EPHARMACY BILLABLE (#84), EPHARMACY BILLABLE (TRICARE) (#85), EPHARMACY BILLABLE (CHAMPVA) (#86) determine billable status.

Follow these guidelines to ensure proper electronic billing:

- If an item is to be billed, then answer YES to field EPHARMACY BILLABLE (#84) in the DRUG file (#50).
- Sometimes it may be necessary to make exceptions for electronic billing for drugs ordered for TRICARE or CHAMPVA eligible patients. Fields EPHARMACY BILLABLE (TRICARE) (#85) and EPHARMACY BILLABLE (CHAMPVA) (#86) in the DRUG file (#50) will allow drugs to be marked as billable or non-billable for TRICARE or CHAMPVA, regardless of how the EPHARMACY BILLABLE (#84) field is answered.
- Electronic billing for drugs ordered for TRICARE and CHAMPVA eligible patients will be determined by the EPHARMACY BILLABLE (#84) field when the fields EPHARMACY BILLABLE (TRICARE) (#85), EPHARMACY BILLABLE (CHAMPVA) (#86) are not answered.
- In the following example, the drug would be billable for a VETERAN, billable for TRICARE and non-billable for CHAMPVA:

```
ePharmacy Billable: YES//
ePharmacy Billable (TRICARE):
ePharmacy Billable (CHAMPVA): NO//
```



Note: The NDF option, *Rematch/Match Single Drugs*, screens out those items with a DEA, SPECIAL HDLG code of “0”, “I”, or “M”. When sites receive NDF data updates that cause one of these items to be unmatched from NDF, they cannot use the *Rematch/Match Single Drugs* option to rematch if they have added “0”, “I”, or “M” to drugs like Antiretrovirals, Disulfiram, Naltrexone, or Methadone for maintenance or detox. Sites can either:

1. Rematch to NDF using another option, or
2. Remove the DEA, SPECIAL HDLG code, use the *Rematch/Match Single Drugs* option, and then add the DEA, SPECIAL HDLG code back in.

Patch PSS*1*90 adds a new multiple field to the DRUG file (#50) to store the latest National Drug Code (NDC) numbers that have been dispensed at window as well as by CMOP for a specific division. This way, when the next prescription is entered by the division for the same drug, the last used NDC is automatically retrieved from this new multiple, saved in the PRESCRIPTION file (#52), and sent to the third party payer through ECME. This field is populated automatically and does not require user input. Below is the multiple field and the fields under it:

- 32 NDC BY OUTPATIENT SITE
 - .01 - OUTPATIENT SITE
 - 1 - LAST LOCAL NDC
 - 2 - LAST CMOP NDC

DAW CODE field effects on ePharmacy Billing:

Patch PSS*1*90 adds a new DAW CODE field (#81) to the DRUG file (#50). DAW stands for Dispense as Written, and refers to a set of ten NCPDP codes (0-9) that tells third party payers why a brand or generic product was selected to fill a prescription. See table below.

<u>DAW Code</u>	<u>DAW Description</u>
0	No Product Selection Indicated
1	Substitution Not Allowed by Prescriber
2	Substitution Allowed-Patient Requested Product Dispensed
3	Substitution Allowed-Pharmacist Selected Product Dispensed
4	Substitution Allowed-Generic Drug Not in Stock
5	Substitution Allowed-Brand Drug Dispensed as a Generic
6	Override
7	Substitution Not Allowed-Brand Drug Mandated by Law
8	Substitution Allowed-Generic Drug Not Available in Marketplace
9	Other

Since the VA primarily uses generic products, this has not been a major issue to date. The DAW CODE field (#81) default is 0, which means the physician did not specify whether to dispense a generic or brand name product. We anticipate getting some rejections from third parties for cases where we still dispense branded products, even though a generic is available in the marketplace. Our use of Coumadin[®] instead of generic Warfarin is one example.

DAW codes are typically set for individual prescriptions, but can be set at the DRUG file (#50) level as well. An example scenario of each is given below.

Example: Setting the DAW CODE at the Prescription Level

If you are informed that a prescription for Coumadin[®] was rejected for DAW reasons, you might try changing the DAW CODE of the prescription and resubmitting. The change can be made through the *Patient Prescription Processing* option or the *Edit Prescriptions* option in Outpatient Pharmacy V. 7.0. The DAW CODE will display for ePharmacy prescriptions. For original fills,

this information can be edited by selecting screen field 21. For refills, the user must select screen field 20 (Refill Data), then select the refill number to be edited; the “DAW CODE:” prompt displays after the “DIVISION:” prompt. In the case of the Coumadin[®] reject, you may try changing the field to a 5 or a 1, then resubmitting to see if the claim gets processed. Both 5 and 1 are appropriate choices for the VA setting. Whether or not a claim will get rejected for these reasons and which code to use will vary from third party to third party. We are using brand name products, but are not charging for brand name products. The most common DAW codes are explained as follows:

#1: Physician stipulates that a particular brand be used.

#5: A brand name product is dispensed even though a generic product exists. Patient will be charged at the generic price.

Example: Setting the DAW CODE at the Drug File Level

If you are told that almost every prescription for Coumadin[®] is being rejected, you may choose to make the change at the DRUG file (#50) level. Editing the DAW Code field (#81) in the DRUG file (#50) for the Coumadin[®] entry will make a global change, such that each ePharmacy prescription filled for that product will use the DAW code you specify.



When using the *Drug Enter/Edit* [PSS DRUG ENTER/EDIT] option, a warning message is displayed if a discrepancy is found between the CS FEDERAL SCHEDULE field (#19) of the VA PRODUCT file (#50.68) and the DEA, SPECIAL HDLG field (#3) of the DRUG file (#50). The warning message says, "The CS Federal Schedule associated with this drug in the VA Product file represents a DEA, Special Handling code of XX", where XX is the DEA, SPECIAL HDLG code mapped to corresponding CS FEDERAL SCHEDULE code defined as follows (schedule I, IV and V are identical):

	<u>CS FEDERAL SCHEDULE</u>	<u>DEA, SPECIAL HDLG</u>
Schedule I narcotics	1	1
Schedule II narcotics	2	2A
Schedule II non-narcotics	2n	2C
Schedule III narcotics	3	3A
Schedule III non-narcotics	3n	3C
Schedule IV narcotics	4	4
Schedule V narcotics	5	5

Patch PSS*1*129 enhances the *Drug Enter/Edit* [PSS DRUG ENTER/EDIT] option to allow editing of the NUMERIC DOSE sub-field (#5) of the LOCAL POSSIBLE DOSAGES multiple (#904) in DRUG file (#50) and DOSE UNIT sub-field (#4) of the LOCAL POSSIBLE DOSAGES multiple (#904) in DRUG file (#50).

If any of the following conditions can be determined at the time of entry, the NUMERIC DOSE sub-field (#5) of the LOCAL POSSIBLE DOSAGES multiple (#904) in DRUG file (#50) and DOSE UNIT sub-field (#4) of the LOCAL POSSIBLE DOSAGES multiple (#904) in DRUG file (#50) for any defined Local Possible Dosage will not be presented for data entry.

- Drugs associated with a dosage form that is excluded from dosage checks and the VA Product it is matched to will have the OVERRIDE DF DOSE CHK EXCLUSION field (#31) in the VA PRODUCT file (#50.68) file set to 'No'
- Drug associated with a dosage form that is NOT excluded from dosage checks, but the VA Product that it is matched to will have the OVERRIDE DF DOSE CHK EXCLUSION field (#31) set to 'Yes'
- Drug is marked as a supply item ('S' in DEA, SPECIAL HDLG field (#3) or assigned a VA Drug Class starting with an 'XA').

A warning will be provided if the DRUG file (#50) strength does not match the VA PRODUCT file (#50.68) strength to which it is matched.

Although ineligible for dosage checks, when editing a Local Possible Dosage for an inactive drug or a drug not matched to NDF, the NUMERIC DOSE sub-field (#5) of the LOCAL POSSIBLE DOSAGES multiple (#904) in DRUG file (#50) and DOSE UNIT sub-field (#4) of the LOCAL POSSIBLE DOSAGES multiple (#904) in DRUG file (#50) will be displayed to the user for data entry.

PSS*1*200 enhances the *Drug Enter/Edit* [PSS DRUG ENTER/EDIT] option to display Copay Tier sub-field (#.01) and Copay Effective Date sub-field (#1) of the VA PRODUCT file (#50.6) to accommodate the nationally controlled values for the Fixed Medication Copay Tier (FMCT) data. FMCT information is used to determine the copay amount for veterans not exempt from paying copayments for their prescriptions. There are 3 mandated Tiers, Tier 1, Tier 2 and Tier 3. These tiers will be displayed on the selection list for Pharmacy Products and within the details of an identified product. The effective date will also be displayed with the details.

Example 1: *Drug Enter/Edit* [PSS DRUG ENTER/EDIT] Option (showing Strength mismatch message and new fields)

```
Select Pharmacy Data Management Option: DRUG
  1  Drug Enter/Edit
  2  Drug Interaction Management
  3  Drug Text Management
CHOOSE 1-3: 1  Drug Enter/Edit

Select DRUG GENERIC NAME:      ACETAMINOPHEN ELIX. 120MG/5ML 4OZ          CN103

      ...OK? Yes// <ENTER> (Yes)

*****
This entry is marked for the following PHARMACY packages:
  Outpatient
  Unit Dose
  Non-VA Med
```

```

GENERIC NAME: ACETAMINOPHEN ELIX. 120MG/5ML 4OZ  Replace <ENTER>
VA CLASSIFICATION: CN103// <ENTER>
DEA, SPECIAL HDLG: 6// <ENTER>

ePharmacy Billable: YES//
  ePharmacy Billable (TRICARE):
  ePharmacy Billable (CHAMPVA):
Sensitive Diagnosis Drug:
DAW CODE: <ENTER>
NATIONAL FORMULARY INDICATOR: YES
Copay Tier: 2
Copay Effective Date: JUN 20, 2016
LOCAL NON-FORMULARY: <ENTER>
VISN NON-FORMULARY: <ENTER>
Select DRUG TEXT ENTRY: <ENTER>
Select FORMULARY ALTERNATIVE: <ENTER>
Select SYNONYM: 000054301050// <ENTER>
  SYNONYM: 000054301050// <ENTER>
  INTENDED USE: DRUG ACCOUNTABILITY// <ENTER>
  NDC CODE: 000054-3010-50// <ENTER>

Select SYNONYM: <ENTER>
MESSAGE: <ENTER>
RESTRICTION: <ENTER>
FSN: <ENTER>
NDC: 54-3010-50// <ENTER>
INACTIVE DATE: <ENTER>

WARNING LABEL SOURCE is not 'NEW'.
WARNING LABEL will be used until the WARNING LABEL SOURCE is set to 'NEW'.
WARNING LABEL: 8// <ENTER>

Current Warning labels for ACETAMINOPHEN ELIX. 120MG/5ML 4OZ
Labels will print in the order in which they appear for local and CMOP fills:

8N  Do not drink alcoholic beverages when taking this medication.

66N This medicine contains ACETAMINOPHEN. Taking more ACETAMINOPHEN than
recommended may cause serious liver problems.

70N Do not take other ACETAMINOPHEN containing products at the same time
without first checking with your doctor. Check all medicine labels carefully.

Pharmacy fill card display: DRUG WARNING 8N,66N,70N
NOTE: Because the NEW WARNING LABEL LIST field is empty, the warnings above
are the warnings that our national data source distributes for this drug.

Would you like to edit this list of warnings? N// <ENTER> 0
ORDER UNIT: <ENTER>
PRICE PER ORDER UNIT: <ENTER>
DISPENSE UNIT: <ENTER>
DISPENSE UNITS PER ORDER UNIT: 1// <ENTER>
NCPDP DISPENSE UNIT: EACH//
NCPDP QUANTITY MULTIPLIER: 1//MAXIMUM DAYS SUPPLY: 365// ?
  This is the maximum number day supply for this drug.
MAXIMUM DAYS SUPPLY: 365// ?
PRICE PER DISPENSE UNIT: 0.000

  points to ACETAMINOPHEN 160MG/5ML ELIXIR in the National Drug file.

This drug has already been matched and classified with the National Drug

```

file. In addition, if the dosage form changes as a result of rematching, you will have to match/rematch to Orderable Item.

Do you wish to match/rematch to NATIONAL DRUG file? No// <ENTER> (No)
Just a reminder...you are editing ACETAMINOPHEN ELIX. 120MG/5ML 4OZ.

Strength from National Drug File match => 160 MG/5ML
Strength currently in the Drug File => 120

Please Note: Strength of drug does not match strength of VA Product it is matched to.

Press Return to Continue: <ENTER>

Strength => 120 Unit =>

POSSIBLE DOSAGES:
DISPENSE UNITS PER DOSE: 2 DOSE: 240 MG/5 ML PACKAGE: I

LOCAL POSSIBLE DOSAGES:
LOCAL POSSIBLE DOSAGE: ONE TEASPOONFUL PACKAGE: O

Do you want to edit the dosages? N// **YES**

Changing the strength will update all possible dosages for this Drug.

STRENGTH: 120// <ENTER>

Select DISPENSE UNITS PER DOSE: <ENTER>

Strength: 120 Unit: MG/5ML

Select LOCAL POSSIBLE DOSAGE: ?
Answer with LOCAL POSSIBLE DOSAGE:
ONE TEASPOONFUL O

You may enter a new LOCAL POSSIBLE DOSAGE, if you wish
Answer must be 1-60 characters in length.

Select LOCAL POSSIBLE DOSAGE: **ONE TEASPOONFUL** O

LOCAL POSSIBLE DOSAGE: ONE TEASPOONFUL// <ENTER>
OTHER LANGUAGE DOSAGE NAME: <ENTER>
PACKAGE: Outpatient// <ENTER>

Fields displayed when drug eligible for dosage check

DOSE UNIT: MILLIGRAM(S)// <ENTER>
NUMERIC DOSE:120//<ENTER>

Strength: 120 Unit: MG/5ML

Select LOCAL POSSIBLE DOSAGE:



Dosages of eligible drugs ONLY occurs during the post init of the PRE V.0.5 Pre-Release patch installation. If you choose to delete your Local Possible Dosages when remapping to NDF, then when redefining your Local Possible Dosages you will have to repopulate the NUMERIC DOSE sub-field (#5) of the LOCAL POSSIBLE DOSAGES multiple (#904) in DRUG file (#50) and DOSE UNIT sub-field (#4) of the LOCAL POSSIBLE DOSAGES multiple (#904) in DRUG file (#50) along with all other Local Possible Dosage fields.



MAXIMUM DAYS SUPPLY

Maximum days supply has been added to both the VA PRODUCT file (#50.68) and the DRUG file (#50). This field is used to determine the maximum number for days supply that may be assigned to a drug. If this field is left blank, the MAXIMUM DAYS SUPPLY is set to a default of 90 unless the drug is a controlled substance or Clozapine. Any value greater than 90 increases the number of potential copay units above 3.

The maximum value allowed for this field is 365 (days) for most drugs, however:

- Schedule 2 controlled substances have a 30 day maximum days supply limit.
- Schedule 3-5 controlled substances have a 90 day maximum days supply limit.
- The maximum number of days supply for this drug cannot exceed the National Drug File (NDF) maximum value if it exists in the VA PRODUCT file.
- No value can be entered for Clozapine drugs as the maximum days supply is controlled by the Clozapine functionality.

The following chart shows the default values used when different values exist in the DRUG file and VA PRODUCT file. Note the default quantity is determined by the patient's PATIENT STATUS field in the PRESCRIPTION file #52. In this example, the patient status allows for a 60 days supply.

DAYS SUPPLY MAX DAYS SUPPLY VA Product file (50.68)		MAX DAYS SUPPLY Drug File (#50)	(Range for Days Supply): DEFAULT//
60	NULL	NULL	(1-90): 60//
60	NULL	365	(1-365): 60//
60	365	365	(1-365): 60//
60	300	265	(1-265): 60//
60	300	365	Cannot be greater than NDF Maximum Days Supply: 300
60	150	NULL	(1-150): 60//

Example 2: Drug Enter/Edit [PSS DRUG ENTER/EDIT] Option (showing a maximum days supply of 365)

```

Select OPTION NAME: PSS DRUG ENTER/EDIT          Drug Enter/Edit

Select DRUG GENERIC NAME:  ASPIRIN BUFFERED 325MG TAB      CN103      INTEN
      ..OK? Yes//      (Yes)
*****
This entry is marked for the following PHARMACY packages:
  Outpatient
  Unit Dose
  Ward Stock
  Non-VA Med
GENERIC NAME: ASPIRIN BUFFERED 325MG TAB  Replace
VA CLASSIFICATION: CN103//
DEA, SPECIAL HDLG: 9P//
DAW CODE:

NATIONAL FORMULARY INDICATOR: YES
Copay Tier:
Copay Effective Date:
LOCAL NON-FORMULARY:
VISN NON-FORMULARY:
Select DRUG TEXT ENTRY:
Select FORMULARY ALTERNATIVE:
Select SYNONYM: ASPIRIN 325MG CAP//
  SYNONYM: ASPIRIN 325MG CAP//
  INTENDED USE:
  NDC CODE:
Select SYNONYM:
MESSAGE: INTEN//
RESTRICTION:
FSN:
NDC: 0182-0196-10//
INACTIVE DATE:

Pharmacy fill card display: DRUG WARNING 82N,10N,5N,307N,50N,73N,300N,94N
NOTE: Because the NEW WARNING LABEL LIST field is empty, the warnings above
are the warnings that our national data source distributes for this drug.

Would you like to edit this list of warnings? N// O
ORDER UNIT: EA//
PRICE PER ORDER UNIT: 4.25//
DISPENSE UNIT: CAP//
DISPENSE UNITS PER ORDER UNIT: 1//
NCPDP DISPENSE UNIT: EACH//
NCPDP QUANTITY MULTIPLIER: 1//
MAXIMUM DAYS SUPPLY: 365

```

Example 3: Drug Enter/Edit [PSS DRUG ENTER/EDIT] Option Marking of an Outpatient Drug for Clozapine or Lab Monitor

```

:
:
MARK THIS DRUG AND EDIT IT FOR:
O - Outpatient
U - Unit Dose
I - IV
W - Ward Stock
D - Drug Accountability
C - Controlled Substances
X - Non-VA Med
A - ALL

```

```

Enter your choice(s) separated by commas : O
                                         O - Outpatient
** You are NOW editing OUTPATIENT fields. **

AN Outpatient Pharmacy ITEM? Yes// <Enter> (Yes)
CORRESPONDING INPATIENT DRUG: CLOZAPINE 100MG TAB
// <Enter>
MAXIMUM DOSE PER DAY: <Enter>
LOCAL NON-FORMULARY: <Enter>
NORMAL AMOUNT TO ORDER: <Enter>
SOURCE OF SUPPLY: <Enter>
CURRENT INVENTORY: <Enter>
ACTION PROFILE MESSAGE (OP): RESTRICTED TO NATIONALLY REGISTERED PATIENTS.
    Replace <Enter>
MESSAGE: NATL RESTRICTED (IEN) Replace <Enter>
QUANTITY DISPENSE MESSAGE: <Enter>
OP EXTERNAL DISPENSE: <Enter>

Do you wish to mark to transmit to CMOP?
Enter Yes or No: NO<Enter>

Do you wish to mark/unmark as a LAB MONITOR or CLOZAPINE DRUG?
Enter Yes or No: YES
Mark/Unmark for Lab Monitor or Clozapine:

    Select one of the following:

            L          LAB MONITOR
            C          CLOZAPINE

Enter response: CLOZAPINE
** You are NOW editing CLOZAPINE fields. **

Prescription of Clozapine requires identification of two
laboratory tests, WBC and Absolute Neutrophil Count (ANC).

You currently have both laboratory tests identified.

    Type of
    Test      Lab Test Monitor          Specimen Type
    -----
    1. WBC    WBC                          SERUM
    2. ANC    ABSOLUTE NEUTROPHIL COUNT          SERUM

(E)dit or (D)elete entry? <Enter>

** You are NOW in the ORDERABLE ITEM matching for the dispense drug. **

CLOZAPINE (MYLAN) 100MG TAB is already matched to

    CLOZAPINE (MYLAN) TAB

Do you want to match to a different Orderable Item? NO//

```

Example 4: Drug Enter/Edit [PSS DRUG ENTER/EDIT] Option Editing Local Possible Dosages and Orderable Item

```

Select DRUG GENERIC NAME: TIMOLOL MALEATE 0.5% OPH SOLN      OP101
...OK? Yes// (Yes)

*****
This entry is marked for the following PHARMACY packages:
Outpatient
Unit Dose
Non-VA Med

```



```

GENERIC NAME: TIMOLOL MALEATE 0.5% OPH SOLN  Replace <Enter>
VA CLASSIFICATION: OP101// <Enter>
DEA, SPECIAL HDLG: 6P// <Enter>

ePharmacy Billable: YES//
  ePharmacy Billable (TRICARE):
  ePharmacy Billable (CHAMPVA):
Sensitive Diagnosis Drug:
DAW CODE: 0// <Enter>

NATIONAL FORMULARY INDICATOR: YES
Copay Tier: 2
Copay Effective Date: JUN 20, 2016
LOCAL NON-FORMULARY: <Enter>
VISN NON-FORMULARY: <Enter>
Select DRUG TEXT ENTRY: <Enter>
Select FORMULARY ALTERNATIVE: <Enter>
Select SYNONYM: 000006336710// <Enter>
  SYNONYM: 000006336710// <Enter>
  INTENDED USE: DRUG ACCOUNTABILITY// <Enter>
  NDC CODE: 000006-3367-10// <Enter>
Select SYNONYM: <Enter>
MESSAGE: <Enter>
RESTRICTION: <Enter>
FSN: <Enter>
NDC: 6-3367-10// <Enter>
INACTIVE DATE: <Enter>

WARNING LABEL SOURCE is 'NEW'.
The following WARNING LABEL may continue to be used for a limited time for some
external interfaces.
WARNING LABEL: <Enter>

Current Warning labels for TIMOLOL MALEATE 0.5% OPH SOLN
Labels will print in the order in which they appear for local and CMOP fills:

22N  For the eye.

290N  If you are using other eye medications, wait at least 10 minutes before
applying them unless directed otherwise.

245N  Date opened _____

Pharmacy fill card display: DRUG WARNING 22N,290N,245N
NOTE: Because the NEW WARNING LABEL LIST field is empty, the warnings above
are the warnings that our national data source distributes for this drug.

Would you like to edit this list of warnings? N// <Enter> O
ORDER UNIT: BT// <Enter>
PRICE PER ORDER UNIT: .89// <Enter>
DISPENSE UNIT: ML// <Enter>
DISPENSE UNITS PER ORDER UNIT: 5// <Enter>
NCPDP DISPENSE UNIT: EACH// <Enter>
NCPDP QUANTITY MULTIPLIER: 1// <Enter>
MAXIMUM DAYS SUPPLY: 120//
PRICE PER DISPENSE UNIT: 0.1780

    points to TIMOLOL MALEATE 0.5% SOLN,OPH in the National Drug file.

This drug has already been matched and classified with the National Drug
file. In addition, if the dosage form changes as a result of rematching,
you will have to match/rematch to Orderable Item.
Do you wish to match/rematch to NATIONAL DRUG file? No// <Enter> (No)

Just a reminder...you are editing TIMOLOL MALEATE 0.5% OPH SOLN.

LOCAL POSSIBLE DOSAGES:
  1 DROP                               PACKAGE: IO
  2 DROPS                              PACKAGE: IO

```

```

Do you want to edit Local Possible Dosages? N// YES

This drug has the following Local Possible Dosages:

1 DROP                                PACKAGE: IO
2 DROPS                               PACKAGE: IO

Do you want to merge new Local Possible Dosages? Y// NO

Strength: 0.5                          Unit: %

Select LOCAL POSSIBLE DOSAGE: 1 DROP    IO

LOCAL POSSIBLE DOSAGE: 1 DROP//<Enter>
OTHER LANGUAGE DOSAGE NAME: <Enter>
PACKAGE: Both// <Enter>
BCMA UNITS PER DOSE: <Enter>
DOSE UNIT: DROP(S)// <Enter>
NUMERIC DOSE: 1// <Enter>

Strength: 0.5                          Unit: %

Select LOCAL POSSIBLE DOSAGE: <Enter>

*****
This entry is marked for the following PHARMACY packages:
  Outpatient
  Unit Dose
  Non-VA Med

MARK THIS DRUG AND EDIT IT FOR:
O - Outpatient
U - Unit Dose
I - IV
W - Ward Stock
D - Drug Accountability
C - Controlled Substances
X - Non-VA Med
A - ALL

Enter your choice(s) separated by commas : O
                                           O - Outpatient
** You are NOW editing OUTPATIENT fields. **

AN Outpatient Pharmacy ITEM? Yes// <Enter> (Yes)
CORRESPONDING INPATIENT DRUG: <Enter>
MAXIMUM DOSE PER DAY: <Enter>
LOCAL NON-FORMULARY: <Enter>
NORMAL AMOUNT TO ORDER: <Enter>
SOURCE OF SUPPLY: 6P// <Enter>
CURRENT INVENTORY: <Enter>
ACTION PROFILE MESSAGE (OP): <Enter>
MESSAGE: <Enter>
QUANTITY DISPENSE MESSAGE: <Enter>
OP EXTERNAL DISPENSE: <Enter>

Do you wish to mark to transmit to CMOP?
Enter Yes or No: YES

This option allows you to choose entries from your drug file and helps you
review your NDF matches and mark individual entries to send to CMOP.
If you mark the entry to transmit to CMOP, it will replace your Dispense Unit
with the VA Dispense Unit. In addition, you may overwrite the local drug name
with the VA Print Name and the entry will remain uneditable.

Local Drug Generic Name: TIMOLOL MALEATE 0.5% OPH SOLN

ORDER UNIT: BT
DISPENSE UNITS/ORDER UNITS: 5
DISPENSE UNIT: ML

```

```

PRICE PER DISPENSE UNIT: 0.1780

VA Print Name: TIMOLOL MALEATE 0.5% OPH SOLN          VA Dispense Unit: ML
VA Drug Class: OP101                                CMOP ID: T0056
COPAY Tier: 2

Do you wish to mark this drug to transmit to CMOP?
Enter Yes or No: YES
QUANTITY DISPENSE MESSAGE: DISP IN MLS

Do you wish to overwrite your local name?
Enter Yes or No: NO

Do you wish to mark/unmark as a LAB MONITOR or CLOZAPINE DRUG?
Enter Yes or No: NO

** You are NOW in the ORDERABLE ITEM matching for the dispense drug. **

TIMOLOL MALEATE 0.5% OPH SOLN is already matched to

    TIMOLOL SOLN,OPH

Do you want to match to a different Orderable Item? NO// YES

    Dosage Form -> SOLN,OPH

Match to another Orderable Item with same Dosage Form? NO//

    Dosage Form -> SOLN,OPH
    Dispense Drug -> TIMOLOL 0.5% OPTH SOL 10ML

Orderable Item Name: TIMOLOL//

Matching TIMOLOL 0.5% OPTH SOL 10ML
to
TIMOLOL SOLN,OPH

Is this OK? YES//
Match Complete!

    Now editing Orderable Item:
    TIMOLOL SOLN,OPH

FORMULARY STATUS:
Select OI-DRUG TEXT ENTRY:
INACTIVE DATE:
DAY (nD) or DOSE (nL) LIMIT:
DEFAULT MED ROUTE:

List of med routes associated with the DOSAGE FORM of the orderable item:

    RIGHT EYE
    LEFT EYE
    BOTH EYES

If you answer YES to the next prompt, the DEFAULT MED ROUTE (if populated)
and this list (if populated) will be displayed as selectable med routes
during medication ordering dialog. If you answer NO, the DEFAULT MED ROUTE
(if populated) and POSSIBLE MED ROUTES list will be displayed instead.

USE DOSAGE FORM MED ROUTE LIST: NO//

POSSIBLE MED ROUTES: BOTH
    1 BOTH EARS AU
    2 BOTH EYES BOTH EYES

```

```

CHOOSE 1-2: 2 BOTH EYES      BOTH EYES

Are you adding 'BOTH EYES' as a new POSSIBLE MED ROUTE? YES// YES

List of Possible Med Routes associated with the orderable item:

BOTH EYES

POSSIBLE MED ROUTES:
SCHEDULE TYPE:
SCHEDULE:
HIGH RISK/HIGH ALERT
PROMPT FOR REMOVAL IN BCMA
PATIENT INSTRUCTIONS:
OTHER LANGUAGE INSTRUCTIONS:
MOST COMMON INDICATION FOR USE:
Select INDICATIONS FOR USE:
>> The next two fields apply to OTHER LANGUAGE functionality.
OTHER MOST COMMON INDICATION:
Select OTHER INDICATIONS FOR USE:

Select SYNONYM:

```

Example 5: *Drug Enter/Edit* [PSS DRUG ENTER/EDIT] Option Editing Non-VA Medications

```

Select DRUG GENERIC NAME: GINGER ROOT TAB/CAP
Are you adding 'GINGER ROOT' as a new DRUG (the 1756TH)? No// Y (Yes)
DRUG NUMBER: 112// <Enter>
DRUG VA CLASSIFICATION: <Enter>
DRUG FSN: <Enter>
DRUG NATIONAL DRUG CLASS: <Enter>
DRUG LOCAL NON-FORMULARY: N <Enter> N/F
DRUG INACTIVE DATE: <Enter>
DRUG MESSAGE: <Enter>
DRUG RESTRICTION: <Enter>
GENERIC NAME: GINGER ROOT TAB/CAP// ^DI
1 DISPENSE UNIT
2 DISPENSE UNITS PER ORDER UNIT
CHOOSE 1-2: 2 DISPENSE UNITS PER ORDER UNIT
DISPENSE UNITS PER ORDER UNIT: <Enter>
PRICE PER DISPENSE UNIT: 0.0000
DAW CODE: 0// <Enter> - NO PRODUCT SELECTION INDICATED

Do you wish to match/rematch to NATIONAL DRUG file? Yes// (Yes)

Deleting Possible Dosages...

Match local drug GINGER ROOT
                                ORDER UNIT:
                                DISPENSE UNITS/ORDER UNITS: 2
                                DISPENSE UNIT:

No NDC to match...

I will attempt to match the NDCs from your SYNONYMS.

No match by Synonym NDC... now first word

Match made with GINGER ROOT TAB/CAP
Now select VA Product Name

1 GINGER CAP/TAB    CAP/TAB    HA000    G0226

Enter your choice: 1
Is this a match < Reply Y, N or press return to continue > : Y

CHOOSE FROM:
1 60 BOTTLE
2 OTHER OTHER
Enter Package Size & Type Combination: 1

```

```

Local drug ginger root
matches      GINGER CAP/TAB
PACKAGE SIZE: OTHER
PACKAGE TYPE: OTHER

< Enter "Y" for yes >
< Enter "N" for no >                                OK? :  Y

LOCAL DRUG NAME: GINGER ROOT TAB/CAP
                                ORDER UNIT:
                                DISPENSE UNITS/ORDER UNITS:
                                DISPENSE UNIT:

VA PRODUCT NAME: GINGER CAP/TAB
VA PRINT NAME: GINGER CAP/TAB                                CMOP ID: G0226

VA DISPENSE UNIT: CAP/TAB                                MARKABLE FOR CMOP: NO
  PACKAGE SIZE: BOTTLE
  PACKAGE TYPE: OTHER
VA CLASS: HA000 HERBS/ALTERNATIVE THERAPIES
INGREDIENTS:

NATIONAL FORMULARY INDICATOR: NO
NATIONAL FORMULARY RESTRICTION:

< Enter "Y" for yes, "N" for no >

      Is this a match ?  Y

You have just VERIFIED this match and MERGED the entry.

Resetting Possible Dosages..

Press Return to continue:
Just a reminder...you are editing GINGER ROOT TAB/CAP..

LOCAL POSSIBLE DOSAGES:

Do you want to edit Local Possible Dosages? N// <Enter> O

MARK THIS DRUG AND EDIT IT FOR:
O - Outpatient
U - Unit Dose
I - IV
W - Ward Stock
D - Drug Accountability
C - Controlled Substances
X - Non-VA Med
A - ALL
Enter your choice(s) separated by commas :  X
                                X - Non-VA Med
** You are NOW Marking/Unmarking for NON-VA MEDS. **

A Non-VA Med ITEM? No//  Y  (Yes)

** You are NOW in the ORDERABLE ITEM matching for the dispense drug. **

There are other Dispense Drugs with the same VA Generic Name and same Dose
Form already matched to orderable items. Choose a number to match, or enter
'^' to enter a new one.

      Disp. drug -> GINGER ROOT TAB/CAP

1  GINGER CAP/TAB

Choose number of Orderable Item to match, or '^' to enter a new one:  1

```

```

Matching GINGER ROOT TAB/CAP
to
GINGER CAP/TAB

Is this OK? YES// <Enter>
Match Complete!

Now editing Orderable Item:
GINGER CAP/TAB

Enter an up-arrow at the "FORMULARY STATUS"
prompt to jump to the "Select SYNONYM" prompt

FORMULARY STATUS: <Enter>
Select OI-DRUG TEXT ENTRY: <Enter>
INACTIVE DATE: <Enter>
DAY (nD) or DOSE (nL) LIMIT: <Enter>
DEFAULT MED ROUTE: <Enter>

List of med routes associated with the DOSAGE FORM of the orderable item:

NO MED ROUTE DEFINED

If you answer YES to the next prompt, the DEFAULT MED ROUTE (if populated)
and this list (if populated) will be displayed as selectable med routes
during medication ordering dialog. If you answer NO, the DEFAULT MED ROUTE
(if populated) and POSSIBLE MED ROUTES list will be displayed instead.

USE DOSAGE FORM MED ROUTE LIST: YES// <Enter>

Select SYNONYM: <Enter>

```

Example 6: Drug Enter/Edit [PSS DRUG ENTER/EDIT] Option Editing Controlled Substances

```

Select DRUG GENERIC NAME: morphine sulf 15mg cr tab
MORPHINE SULF 15MG CR TAB CN101 WRITTEN RX REQUIRED

*****
This entry is marked for the following PHARMACY packages:
Outpatient
Unit Dose
Controlled Substances
GENERIC NAME: MORPHINE SULF 15MG CR TAB Replace <Enter>
VA CLASSIFICATION: CN101// <Enter>
DEA, SPECIAL HDLG: 2C// <Enter>
The CS Federal Schedule associated with this drug in the VA Product File represents a DEA,
Special Handling code of 2A.
DEA, SPECIAL HDLG: 2C// 2A
NATIONAL FORMULARY INDICATOR: YES

```

Example 7: Drug Enter/Edit [PSS DRUG ENTER/EDIT] Option Dispense As Written (DAW) Code Editing

```

Select OPTION NAME: PSS DRUG
1 PSS DRUG ENTER/EDIT Drug Enter/Edit
2 PSS DRUG TEXT FILE REPORT Drug Text File Report
CHOOSE 1-2: 1 PSS DRUG ENTER/EDIT Drug Enter/Edit
Drug Enter/Edit

Select DRUG GENERIC NAME: METAPROTERENOL 5% SOLUTION 10ML RE102

...OK? Yes// <Enter> (Yes)

*****
This entry is marked for the following PHARMACY packages:
Outpatient
Unit Dose
Non-VA Med
GENERIC NAME: METAPROTERENOL 5% SOLUTION 10ML Replace

```

```

VA CLASSIFICATION: RE102// <Enter>
DEA, SPECIAL HDLG: <Enter>
DAW CODE: 0// ?
    Dispensed As Written code. This information is used for NCPDP electronic
    claim transmission to third party payers (insurance companies).

    Answer with BPS NCPDP DAW CODE
    Choose from:
    0      NO PRODUCT SELECTION INDICATED
    1      SUBSTITUTION NOT ALLOWED BY PRESCRIBER
    2      SUBSTITUTION ALLOWED-PATIENT REQUESTED PRODUCT DISPENSED
    3      SUBSTITUTION ALLOWED-PHARMACIST SELECTED PRODUCT DISPENSED
    4      SUBSTITUTION ALLOWED-GENERIC DRUG NOT IN STOCK
    5      SUBSTITUTION ALLOWED-BRAND DRUG DISPENSED AS A GENERIC
    6      OVERRIDE
    7      SUBSTITUTION NOT ALLOWED-BRAND DRUG MANDATED BY LAW
    8      SUBSTITUTION ALLOWED-GENERIC DRUG NOT AVAILABLE IN MARKETPLACE
    9      OTHER

ePharmacy Billable: YES//
    ePharmacy Billable (TRICARE):
    ePharmacy Billable (CHAMPVA):
Sensitive Diagnosis Drug:
DAW CODE: 0// <Enter> - NO PRODUCT SELECTION INDICATED

NATIONAL FORMULARY INDICATOR: YES
Copay Tier: 2
Copay Effective Date: JUN 20, 2016
LOCAL NON-FORMULARY: <Enter>
VISN NON-FORMULARY: <Enter>
Select DRUG TEXT ENTRY: <Enter>
Select FORMULARY ALTERNATIVE: <Enter>
Select SYNONYM: METAPROTERENOL SULFATE 5% INHL SOLN
    // <Enter>
    SYNONYM: METAPROTERENOL SULFATE 5% INHL SOLN  Replace
    INTENDED USE: <Enter>
    NDC CODE: <Enter>
Select SYNONYM: <Enter>
MESSAGE: <Enter>
RESTRICTION: <Enter>
FSN: <Enter>
NDC: 49502-0676-03// <Enter>
INACTIVE DATE: <Enter>

WARNING LABEL SOURCE is 'NEW'.
The following WARNING LABEL may continue to be used for a limited time for some
external interfaces.
WARNING LABEL:

Current Warning labels for METAPROTERENOL SULFATE 0.6% INHL SOLN
Labels will print in the order in which they appear for local and CMOP fills:

13N  It is very important that you take or use this exactly as directed. Do
not skip doses or discontinue unless directed by your doctor.

109N  WARNING: DO NOT exceed the dose prescribed by your physician. If
difficulty in breathing persists, contact your physician.

14N  Obtain medical advice before taking non-prescription drugs as some may
affect the action of this medication.

Pharmacy fill card display: DRUG WARNING 13N,109N,14N
NOTE: Because the NEW WARNING LABEL LIST field is empty, the warnings above
are the warnings that our national data source distributes for this drug.

Would you like to edit this list of warnings? N// 0
ORDER UNIT: PG//
PRICE PER ORDER UNIT: 6.16//
DISPENSE UNIT: 2.5ML//
DISPENSE UNITS PER ORDER UNIT: 25//
NCPDP DISPENSE UNIT: MILLILITERS//

```

```

NCPDP QUANTITY MULTIPLIER: 2.5//
MAXIMUM DAYS SUPPLY: 120//
PRICE PER DISPENSE UNIT: 0.2464

    points to METAPROTERENOL SO4 0.6% SOLN,INHL in the National Drug file.

This drug has already been matched and classified with the National Drug
file. In addition, if the dosage form changes as a result of rematching,
you will have to match/rematch to Orderable Item.
This drug has also been marked to transmit to CMOP.
If you choose to rematch it, the drug will be marked NOT TO TRANSMIT to CMOP.

Do you wish to match/rematch to NATIONAL DRUG file? No//    (No)
Just a reminder...you are editing METAPROTERENOL SULFATE 0.6% INHL SOLN.

LOCAL POSSIBLE DOSAGES:
  1 AMPULE                PACKAGE: IO
  2 AMPULES               PACKAGE: IO

Do you want to edit Local Possible Dosages? N// O
*****
This entry is marked for the following PHARMACY packages:
  Outpatient
  Unit Dose
  Non-VA Med

MARK THIS DRUG AND EDIT IT FOR:
O - Outpatient
U - Unit Dose
I - IV
W - Ward Stock
D - Drug Accountability
C - Controlled Substances
X - Non-VA Med
A - ALL

Enter your choice(s) separated by commas :
** You are NOW in the ORDERABLE ITEM matching for the dispense drug. **

METAPROTERENOL SULFATE 0.6% INHL SOLN is already matched to

    METAPROTERENOL SULFATE 0.6% (2.5ML) SOLN,INHL

Do you want to match to a different Orderable Item? NO//

```

With Patch PSS*1*92, the *Drug Enter/Edit* [PSS DRUG ENTER/EDIT] option is modified to allow the user to enter a Service Code in the DRUG file (#50).



If a drug is matched to an entry in the VA PRODUCT file (#50.68) of the NDF package, a Service Code need not be entered in the DRUG file (#50). If a Service Code is defined for drugs of this type in the DRUG file (#50) and is matched in the VA PRODUCT file (#50.68), the value defined in the VA PRODUCT file (#50.68) takes precedence.

The PSSCOMMON input template portion of the *Drug Enter/Edit* [PSS DRUG ENTER/EDIT] option is modified to allow entry of the new SERVICE CODE field (#400).

The following is an incomplete example showing only the display when the drug is matched to NDF so there is no prompt for a Service Code.

Example 8: Drug Enter/Edit [PSS DRUG ENTER/EDIT] Option Drug matched to NDF, no prompt for Service Code

```
NDC:
INACTIVE DATE:
<-----> Note: here between inactive date and warning label is where the Service Code prompt
would have been displayed if the drug had not been matched to NDF.

WARNING LABEL SOURCE is not 'NEW'.
WARNING LABEL will be used until the WARNING LABEL SOURCE is set to 'NEW'.
```

The following is an incomplete example showing only the display when the drug is not matched to NDF so a Service Code is entered.

Example 9: Drug Enter/Edit [PSS DRUG ENTER/EDIT] Option Drug not matched to NDF, entering a Service Code

```
NDC:
INACTIVE DATE:

If you are planning to match to a NDF entry later or have no plan of using
the external billing function, you may skip the Service Code entry.
SERVICE CODE: ?
    This is required for external billing purposes only. Answer must be
    between 600001-699999.
SERVICE CODE: ??
    The Charge Description Master (CDM) Change Control board assigns value
    for this field. The value should be a number between 600001-699999.

SERVICE CODE: 699991
```

Patch PSS*1*147 enhances the *Drug Enter/Edit* [PSS DRUG ENTER/EDIT] option to display the NUMERIC DOSE sub-field (#5) of the LOCAL POSSIBLE DOSAGES multiple (#904) in DRUG file (#50) and DOSE UNIT sub-field (#4) of the LOCAL POSSIBLE DOSAGES multiple (#904) in DRUG file (#50) defined for Local Possible Dosages and allows editing of the new Additive Frequency field (#18) in the IV ADDITIVES file (#52.6).

Example 1: Drug Enter/Edit [PSS DRUG ENTER/EDIT] Option Rematching of drug to NDF

```
Select Pharmacy Data Management Option: Drug Enter/Edit

Select DRUG GENERIC NAME: TIMOPTIC
Lookup: SYNONYM
  1  TIMOPTIC 0.25%  TIMOLOL 0.25% OPTH SOL 10ML          OP101
  2  TIMOPTIC 0.5%   TIMOLOL 0.5% OPTH SOL 10ML          OP101
CHOOSE 1-2: 2  TIMOLOL 0.5% OPTH SOL 10ML          OP101

*****
This entry is marked for the following PHARMACY packages:
Outpatient
Unit Dose
Non-VA Med
GENERIC NAME: TIMOLOL 0.5% OPTH SOL 10ML  Replace <ENTER>
VA CLASSIFICATION: OP101// <ENTER>
DEA, SPECIAL HDLG: 6P// <ENTER>

ePharmacy Billable: YES//
ePharmacy Billable (TRICARE):
```

```

ePharmacy Billable (CHAMPVA):
Sensitive Diagnosis Drug:
DAW CODE: <ENTER>
.
.
.
PRICE PER DISPENSE UNIT: 6.060

points to TIMOLOL MALEATE 0.5% SOLN,OPH in the National Drug file.

This drug has already been matched and classified with the National Drug
file. In addition, if the dosage form changes as a result of rematching,
you will have to match/rematch to Orderable Item.

Do you wish to match/rematch to NATIONAL DRUG file? No// Y <ENTER> (Yes)

Deleting Possible Dosages...

LOCAL POSSIBLE DOSAGES:

1 DROP (Package -> 0)
2 DROP(S) (Package -> 0)

Delete these Local Possible Dosages? Y// NO

Local Possible Dosages not deleted.

Match local drug TIMOLOL 0.5% OPTH SOL 10ML
                                ORDER UNIT: BT
                                DISPENSE UNITS/ORDER UNITS: 1
                                DISPENSE UNIT:
I will try to match NDC: 6-3367-10 to NDF.

Local drug TIMOLOL 0.5% OPTH SOL 10ML
matches TIMOLOL MALEATE 0.5% SOLN,OPH
PACKAGE SIZE: 10 ML
PACKAGE TYPE: BOTTLE
Is this a match ?
Enter Yes or No: YES// <ENTER>
LOCAL DRUG NAME: TIMOLOL 0.5% OPTH SOL 10ML
                                ORDER UNIT: BT
                                DISPENSE UNITS/ORDER UNITS: 1
                                DISPENSE UNIT:

VA PRODUCT NAME: TIMOLOL MALEATE 0.5% SOLN,OPH
VA PRINT NAME: TIMOLOL MALEATE 0.5% OPH SOLN
VA DISPENSE UNIT: ML
PACKAGE SIZE: 10 ML
PACKAGE TYPE: BOTTLE
VA CLASS: OP101 BETA-BLOCKERS, TOPICAL OPHTHALMIC
CS FEDERAL SCHEDULE:
INGREDIENTS:
TIMOLOL MALEATE 0.5 %
NATIONAL FORMULARY INDICATOR: YES
NATIONAL FORMULARY RESTRICTION:

Copay Tier: 2
Copay Effective Date: JUN 20, 2016

< Enter "Y" for yes, "N" for no >

Is this a match ? Y

You have just VERIFIED this match and MERGED the entry.

Resetting Possible Dosages..

```

```

Press Return to continue: <ENTER>

This drug has the following Local Possible Dosages:

1 DROP                                PACKAGE: IO
  BCMA UNITS PER DOSE:
  NUMERIC DOSE:      DOSE UNIT:
2 DROP(S)                              PACKAGE: IO
  BCMA UNITS PER DOSE:
  NUMERIC DOSE:      DOSE UNIT:

Do you want to merge new Local Possible Dosages? Y// NO
Just a reminder...you are editing TIMOLOL 0.5% OPTH SOL 10ML.

LOCAL POSSIBLE DOSAGES:
1 DROP                                PACKAGE: IO
  BCMA UNITS PER DOSE:
  NUMERIC DOSE:      DOSE UNIT:
2 DROP(S)                              PACKAGE: IO
  BCMA UNITS PER DOSE:
  NUMERIC DOSE:      DOSE UNIT:

Do you want to edit Local Possible Dosages? N// YES

This drug has the following Local Possible Dosages:

1 DROP                                PACKAGE: IO
  BCMA UNITS PER DOSE:
  NUMERIC DOSE:      DOSE UNIT:
2 DROP(S)                              PACKAGE: IO
  BCMA UNITS PER DOSE:
  NUMERIC DOSE:      DOSE UNIT:

Do you want to merge new Local Possible Dosages? Y// NO

```

Example 2: Editing Additive Frequency for IV Additive

```

Select Pharmacy Data Management Option: Drug Enter/Edit

Select DRUG GENERIC NAME:      CIMETIDINE 150MG/ML MDV INJ (8ML)          GA301

      ...OK? Yes// <ENTER> (Yes)
*****
This entry is marked for the following PHARMACY packages:
IV
Ward Stock
GENERIC NAME: CIMETIDINE 150MG/ML MDV INJ (8ML) Replace <ENTER>
VA CLASSIFICATION: GA301// <ENTER>
DEA, SPECIAL HDLG: <ENTER>

ePharmacy Billable: YES//
  ePharmacy Billable (TRICARE):
  ePharmacy Billable (CHAMPVA):
Sensitive Diagnosis Drug:
DAW CODE: <ENTER>
.
.
.

*****
This entry is marked for the following PHARMACY packages:
IV
Ward Stock

MARK THIS DRUG AND EDIT IT FOR:
O - Outpatient
U - Unit Dose
I - IV

```

```

W - Ward Stock
D - Drug Accountability
C - Controlled Substances
X - Non-VA Med
A - ALL

Enter your choice(s) separated by commas : I
I - IV

** You are NOW editing IV fields. **

AN IV ITEM? Yes// <ENTER> (Yes)
Edit Additives or Solutions:

    Select one of the following:

        A          ADDITIVES
        S          SOLUTIONS

Enter response: ADDITIVES
Select IV SOLUTIONS PRINT NAME: CIMETIDINE// <ENTER>

PRINT NAME: CIMETIDINE// <ENTER>
Select DRUG GENERIC NAME: CIMETIDINE 150MG/ML MDV INJ (8ML)// <ENTER>
ARE YOU SURE YOU WANT TO SELECT CIMETIDINE 150MG/ML MDV INJ (8ML) ? No// Y (Yes)
USED IN IV FLUID ORDER ENTRY: YES// <ENTER>
DRUG UNIT: MG// <ENTER>
NUMBER OF DAYS FOR IV ORDER: <ENTER>
USUAL IV SCHEDULE: <ENTER>
ADMINISTRATION TIMES: <ENTER>
Select QUICK CODE: <ENTER>
AVERAGE DRUG COST PER UNIT: <ENTER>
Select ELECTROLYTE: <ENTER>
Select SYNONYM: <ENTER>
DRUG INFORMATION: <ENTER>
1>
INACTIVATION DATE: <ENTER>
CONCENTRATION: <ENTER>
MESSAGE: <ENTER>
ADDITIVE FREQUENCY: ALL BAGS// <ENTER>
Edit Additives or Solutions: <ENTER>

    Select one of the following:

        A          ADDITIVES
        S          SOLUTIONS

Enter response:

```

Patch PSS*1*155 addresses supra-therapeutic and sub-therapeutic dosages. A supra-therapeutic dosage is one that far exceeds the normal therapeutic range. A sub-therapeutic dosage is one that is far below the normal therapeutic range. Certain drugs with an automatically calculated dosage of one time or two times the base strength that is supra- or sub-therapeutic will be adjusted to not auto-create those default possible dosages. Such changes will be distributed during the Monthly NDF Updates. PSS*1*155 uses the three new fields added to the VA PRODUCT file (#50.68) by PSN*4*261 to prevent the inadvertent creation of supra-therapeutic possible dosages for high risk medications during the dosage creation segment of Pharmacy Data Management and National Drug File updates. These fields will be used during the Match/Rematch process of the *Drug Enter/Edit* [PSS DRUG ENTER/EDIT] option to determine if possible dosages should be auto-created or not. The three fields are:

- CREATE DEFAULT POSSIBLE DOSAGE field (#40)
- POSSIBLE DOSAGES TO CREATE field (#41)
- PACKAGE field (#42)

When CREATE DEFAULT POSSIBLE DOSAGE field (#40) is “YES”, then the existing functionality of auto-creating possible dosages will be retained. When this field is “NO,” it will be used in combination with the value in POSSIBLE DOSAGES TO CREATE field (#41) to determine the auto-creation of possible dosages.

Example 1: Supra-Therapeutic Drugs – *Drug Enter/Edit* [PSS DRUG ENTER/EDIT] Option – Message displayed when Create Default Possible Dosage is Yes and no possible dosages auto-created

```
Do you wish to match/rematch to NATIONAL DRUG file? No// YES (Yes)
Deleting Possible Dosages...

Match local drug  INSULIN NPH U-100 INJ
                                ORDER UNIT: VI
                                DISPENSE UNITS/ORDER UNITS: 1
                                DISPENSE UNIT:
I will try to match NDC:  2-8310-01  to NDF.
  I will attempt to match the NDCs from your SYNONYMS.
  ORDER UNIT: VI
Match made with INSULIN NPH U-100 INJ
Now select VA Product Name

18 INSULIN NPH HUMAN 100 U/ML INJ HUMULIN N      INJ HS501 I0160
19 INSULIN NPH HUMAN 100 U/ML INJ INNOLET 3ML   INJ HS501 I0356
20 INSULIN NPH HUMAN 100 U/ML INJ NOVOLIN N     INJ HS501 I0161
Enter your choice or press return to continue: 18
      Is this a match < Reply Y, N or press return to continue > :  y
CHOOSE FROM:
  1   10 ML VIAL
  2   OTHER OTHER
Enter Package Size & Type Combination: 1

Local drug INSULIN NPH U-100 INJ
matches    INSULIN NPH HUMAN 100 U/ML INJ HUMULIN N
PACKAGE SIZE: 10 ML
PACKAGE TYPE: VIAL

< Enter "Y" for yes >
< Enter "N" for no >                                OK? :  Y

LOCAL DRUG NAME: INSULIN NPH U-100 INJ
                                ORDER UNIT: VI
                                DISPENSE UNITS/ORDER UNITS: 1
                                DISPENSE UNIT:

VA PRODUCT NAME: INSULIN NPH HUMAN 100 U/ML INJ HUMULIN N
VA PRINT NAME:  INSULIN NPH HUMAN 100 UNIT/ML HUMULIN N   CMOP ID: I0160
VA DISPENSE UNIT: VI                                     MARKABLE FOR CMOP: YES
  PACKAGE SIZE: 10 ML
  PACKAGE TYPE: VIAL
VA CLASS: HS501  INSULIN
CS FEDERAL SCHEDULE:
INGREDIENTS:
  INSULIN,NPH,HUMAN/rDNA 100 UNT/ML
NATIONAL FORMULARY INDICATOR: NO
NATIONAL FORMULARY RESTRICTION:

Copay Tier: 2
Copay Effective Date: JUN 20, 2016

< Enter "Y" for yes, "N" for no >

      Is this a match ? Y

You have just VERIFIED this match and MERGED the entry.
```

```

Resetting Possible Dosages..

Press Return to continue:
Just a reminder...you are editing INSULIN NPH U-100 INJ.

Strength from National Drug File match => 100      UNT/ML
Strength currently in the Drug File    => 100

Strength => 100   Unit =>

Press Return to continue, '^' to exit:

POSSIBLE DOSAGES:

LOCAL POSSIBLE DOSAGES:

Due to National Drug File settings no possible dosages were auto-created.

```

The prompt "Do you want to manually enter possible dosages? N/" is displayed only when no possible dosages were auto-created

```

Do you want to manually enter possible dosages? N// YES

Changing the strength will update all possible dosages for this Drug.

STRENGTH: 100//

Select DISPENSE UNITS PER DOSE: ?

        You may enter a new POSSIBLE DOSAGES, if you wish
        Type a Number between 0 and 99999999, 4 Decimal Digits

Select DISPENSE UNITS PER DOSE: 1
Are you adding '1' as a new POSSIBLE DOSAGES (the 1ST for this DRUG)? No// Y
(Yes)
Dosage = 100
    POSSIBLE DOSAGES DOSE: 100//   (No Editing)

DISPENSE UNITS PER DOSE: 1// 0.1
PACKAGE: IO
BCMA UNITS PER DOSE:

Select DISPENSE UNITS PER DOSE

```

Example 2: Supra-Therapeutic Drugs – Drug Enter/Edit [PSS DRUG ENTER/EDIT] Option – Message displayed when Create Default Possible Dosage is Yes and 1 possible dosage auto-created

```

Do you wish to match/rematch to NATIONAL DRUG file? No// YES   (Yes)

Deleting Possible Dosages...

Match local drug  LOMUSTINE 100MG CAP
                                ORDER UNIT: BT
                                DISPENSE UNITS/ORDER UNITS: 20
                                DISPENSE UNIT:
I will try to match NDC:  15-3032-20   to NDF.

Local drug LOMUSTINE 100MG CAP
matches   LOMUSTINE 100MG CAP
PACKAGE SIZE: 20
PACKAGE TYPE: BOTTLE
        Is this a match ?
Enter Yes or No: YES// YES

LOCAL DRUG NAME: LOMUSTINE 100MG CAP

```

```

ORDER UNIT: BT
DISPENSE UNITS/ORDER UNITS: 20
DISPENSE UNIT:

VA PRODUCT NAME: LOMUSTINE 100MG CAP
VA PRINT NAME: LOMUSTINE 100MG CAP
VA DISPENSE UNIT: CAP
PACKAGE SIZE: 20
PACKAGE TYPE: BOTTLE
VA CLASS: AN100 ANTINEOPLASTICS,ALKYLATING AGENTS
CS FEDERAL SCHEDULE:
INGREDIENTS:
  LOMUSTINE 100 MG
NATIONAL FORMULARY INDICATOR: YES
NATIONAL FORMULARY RESTRICTION:

COPAY TIER: 2
COPAY EFFECTIVE DATE: JUN 20, 2016

CMOP ID: L0055
MARKABLE FOR CMOP: YES

< Enter "Y" for yes, "N" for no >

      Is this a match ? Y

You have just VERIFIED this match and MERGED the entry.

Resetting Possible Dosages..

Press Return to continue:
Just a reminder...you are editing LOMUSTINE 100MG CAP.

Strength from National Drug File match => 100    MG
Strength currently in the Drug File    => 100    MG

Strength => 100    Unit => MG

Press Return to continue, '^' to exit:

POSSIBLE DOSAGES:
  DISPENSE UNITS PER DOSE: 1          DOSE: 100MG    PACKAGE: IO

LOCAL POSSIBLE DOSAGES:

Due to National Drug File settings only ONE possible dosage was auto-created. If other
dosages are needed, create POSSIBLE DOSAGES or LOCAL POSSIBLE DOSAGES as appropriate.

Do you want to edit the dosages? N// YES

Changing the strength will update all possible dosages for this Drug.
STRENGTH: 100//

Select DISPENSE UNITS PER DOSE: ?
  Answer with POSSIBLE DOSAGES DISPENSE UNITS PER DOSE
  Choose from:
  1    100    IO

      You may enter a new POSSIBLE DOSAGES, if you wish
      Type a Number between 0 and 99999999, 4 Decimal Digits

Select DISPENSE UNITS PER DOSE:

```

Example 3: Supra-Therapeutic Drugs – Drug Enter/Edit [PSS DRUG ENTER/EDIT] Option – Message displayed when Create Default Possible Dosage is Yes and 2 possible dosages auto-created

```

Do you wish to match/rematch to NATIONAL DRUG file? No// Y (Yes)

Deleting Possible Dosages...

```

```

Match local drug  DACARBAZINE 200MG INJ
                                ORDER UNIT: BX
                                DISPENSE UNITS/ORDER UNITS: 12
                                DISPENSE UNIT:
I will try to match NDC:  26-8151-20  to NDF.

Local drug DACARBAZINE 200MG INJ
matches    DACARBAZINE 200MG/VIL INJ
PACKAGE SIZE: 12 X 200 MG
PACKAGE TYPE: VIAL
          Is this a match ?
Enter Yes or No: YES// YES

LOCAL DRUG NAME: DACARBAZINE 200MG INJ
                                ORDER UNIT: BX
                                DISPENSE UNITS/ORDER UNITS: 12
                                DISPENSE UNIT:

VA PRODUCT NAME: DACARBAZINE 200MG/VIL INJ          MARKABLE FOR CMOP: NOT
MARKED
          PACKAGE SIZE: 12 X 200 MG
          PACKAGE TYPE: VIAL
VA CLASS: AN900 ANTINEOPLASTIC,OTHER
CS FEDERAL SCHEDULE:
INGREDIENTS:
          DACARBAZINE 200
NATIONAL FORMULARY INDICATOR: YES
NATIONAL FORMULARY RESTRICTION:

Copay Tier: 2
Copay Effective Date: JUN 20, 2016

< Enter "Y" for yes, "N" for no >

          Is this a match ? Y

You have just VERIFIED this match and MERGED the entry.

Resetting Possible Dosages..

Press Return to continue:
Just a reminder...you are editing DACARBAZINE 200MG INJ.

Strength from National Drug File match => 200      MG/VIAL
Strength currently in the Drug File    => 200
Strength => 200      Unit =>

Press Return to continue, '^' to exit:

POSSIBLE DOSAGES:
  DISPENSE UNITS PER DOSE: 1          DOSE: 200MG/1VIAL      PACKAGE: IO
  DISPENSE UNITS PER DOSE: 2          DOSE: 400MG/2VIAL      PACKAGE: IO

LOCAL POSSIBLE DOSAGES:

Due to National Drug File settings TWO possible dosages were auto-created.

Do you want to edit the dosages? N//

```

The following conditions will apply when CREATE DEFAULT POSSIBLE DOSAGE field (#40) is “NO”:

- If POSSIBLE DOSAGES TO CREATE field (#41) is “NO”, no possible dosages will be auto-created and the following message will be displayed:
“This drug has been set within the National Drug File to not auto create possible dosages.”
- If POSSIBLE DOSAGES TO CREATE field (#41) is "O", 1x possible dosage will be auto-created for the package specified by the new PACKAGE field (#42) and the following message will be displayed:
“This drug has been set within the National Drug File to auto create only one possible dosage.”
- If POSSIBLE DOSAGES TO CREATE field (#41) is “B”, 1x and 2x possible dosages will be auto-created for the package specified by the new PACKAGE field (#42) and the following message will be displayed:
“This drug has been set within the National Drug File to auto create two possible dosages

Example 4: Supra-Therapeutic Drugs – *Drug Enter/Edit* [PSS DRUG ENTER/EDIT] Option -- Message displayed when NDF is set to not auto-create Possible Dosages

```
Do you wish to match/rematch to NATIONAL DRUG file? No// (No)
Just a reminder...you are editing LOMUSTINE 10MG CAP

Strength from National Drug File match => 10    MG
Strength currently in the Drug File    => 10    MG

Strength => 10    Unit => MG

POSSIBLE DOSAGES:

LOCAL POSSIBLE DOSAGES:

This drug has been set within the National Drug File to not auto create possible dosages.

Do you want to manually enter possible dosages? N//
```

Example 5: Supra-Therapeutic Drugs – *Drug Enter/Edit* [PSS DRUG ENTER/EDIT] Option -- Message displayed when NDF is set to auto-create 1 Possible Dosage

```
Do you wish to match/rematch to NATIONAL DRUG file? No// (No)
Just a reminder...you are editing LOMUSTINE 10MG CAP

This drug can have Possible Dosages, but currently does not have any.

This drug has been set within the National Drug File to auto create only one possible dosage.

Create Possible Dosages for this drug? N// YES

Resetting Possible Dosages..

Due to National Drug File settings only ONE possible dosage was auto-created. If other dosages are needed, create POSSIBLE DOSAGES or LOCAL POSSIBLE DOSAGES as appropriate.

Press Return to continue:

Strength from National Drug File match => 10    MG
Strength currently in the Drug File    => 10    MG

Strength => 10    Unit => MG

POSSIBLE DOSAGES:
```

```

DISPENSE UNITS PER DOSE: 1          DOSE: 10 MG          PACKAGE: IO
LOCAL POSSIBLE DOSAGES:

This drug has been set within the National Drug File to auto create only one possible dosage.

Do you want to edit the dosages? N//

```

Example 6: Supra-Therapeutic Drugs – Drug Enter/Edit [PSS DRUG ENTER/EDIT] Option -- Message displayed when NDF is set to auto-create 2 Possible Dosages

```

Do you wish to match/rematch to NATIONAL DRUG file? No// (No)
Just a reminder...you are editing LOMUSTINE 10MG CAP

This drug can have Possible Dosages, but currently does not have any.

This drug has been set within the National Drug File to auto create two possible dosages.

Create Possible Dosages for this drug? N// YES

Resetting Possible Dosages..

Due to National Drug File settings TWO possible dosages were auto-created.

Press Return to continue:

Strength from National Drug File match => 10    MG
Strength currently in the Drug File    => 10    MG

Strength => 10    Unit => MG

POSSIBLE DOSAGES:
DISPENSE UNITS PER DOSE: 1          DOSE: 10 MG          PACKAGE: IO
DISPENSE UNITS PER DOSE: 2          DOSE: 20 MG          PACKAGE: IO

LOCAL POSSIBLE DOSAGES:

This drug has been set within the National Drug File to auto create two possible dosages.

Do you want to edit the dosages? N//

```

Multiple Automated Dispensing Devices (ADD)

Patch PSS*1*156, in conjunction will PSO*7*354, allows sites to send prescriptions to multiple ADDs. Defining a dispensing device at the drug level for a division will override the dispensing device settings in the OUTPATIENT SITE file (#59). If populated, the drug will be sent to the dispensing device for that division. There are two types of ADDs, window and mail, and these are based on the route of the prescription. The prompt “OP EXTERNAL DISPENSE:” must be YES for an ADD to be added to a drug. The following example illustrates the set-up for the drug CIMETIDINE 200MG TAB to be sent to the dispensing device SCRIPTPRO1 for window prescriptions and SCRIPTPRO2 for mail prescriptions.

Example 1: Assigning Dispensing Device for a Drug

```

Select OPTION NAME: PSS DRUG ENTER/EDIT      Drug Enter/Edit

Select DRUG GENERIC NAME:  CIMETIDINE 200MG TAB      GA301
...OK? Yes// (Yes)

*****
This entry is marked for the following PHARMACY packages:
Outpatient

```

```

Unit Dose
Non-VA Med
GENERIC NAME: CIMETIDINE 200MG TAB  Replace
VA CLASSIFICATION: GA301//
DEA, SPECIAL HDLG: 6P//

*****
This entry is marked for the following PHARMACY packages:
  Outpatient
  Unit Dose
  Non-VA Med

MARK THIS DRUG AND EDIT IT FOR:
O - Outpatient
U - Unit Dose
I - IV
D - Drug Accountability
C - Controlled Substances
X - Non-VA Med

Enter your choice(s) separated by commas : O
                                         O - Outpatient
** You are NOW editing OUTPATIENT fields. **

AN Outpatient Pharmacy ITEM? Yes//   (Yes)
.
.
QUANTITY DISPENSE MESSAGE:
OP EXTERNAL DISPENSE: YES//

Defining a dispensing device at the drug level for a division will override
the dispensing device settings in the OUTPATIENT SITE File (#59). If populated,
the drug will be sent to the dispensing device for that division.

Select DIVISION: ALBANY //
  DIVISION: ALBANY //
  WINDOW DNS NAME: SCRIPTPRO1//
  MAIL DNS NAME: SCRIPTPRO2//
Select DIVISION:

```

The following actions will apply when OP EXTERNAL DISPENSE field (#28) is YES:

- To change where a drug is being routed, simply change the ADD associated with the drug.

```

Select DIVISION: ALBANY//
  DIVISION: ALBANY//
  WINDOW DNS NAME: SCRIPTPRO1// scriptpro3   MACHINE2@VA.GOV  9002
  MAIL DNS NAME: SCRIPTPRO2//
Select DIVISION:

```

ADDs can be removed from an ADD defined in the DRUG file (#50) for specific drugs for a site.

```

Select DIVISION: troy   514
  ...OK? Yes//   (Yes)

  DIVISION: TROY// @
  SURE YOU WANT TO DELETE THE ENTIRE DIVISION? y   (Yes)
Select DIVISION:

```

- If the response to OP EXTERNAL DISPENSE field (#28) is NO, then there will be no prompt to add an ADD.

```

OP EXTERNAL DISPENSE: N  NO

```

```
Do you wish to mark to transmit to CMOP?
Enter Yes or No:
```

Patch PSS*1*146 addresses a functionality change to prevent erroneous matching with Dispense Drugs. It is very easy to select the wrong item and incorrectly change the PRINT NAME field (#.01) of the IV ADDITIVES file (#52.6) and/or IV SOLUTIONS file (#52.7). Also, once an additive or solution is selected, it is unclear as to whether or not the user is still selecting or editing.

Patch PSS*1*146 enhances this process by displaying the previously entered Print Name as the default if only one is entered.

Example:

```
Select IV ADDITIVES PRINT NAME: ADDITIVE1//
```

If more than one Print Name were previously entered, the software will display the list of all linked Additives and/or Solutions to select from so an edit may be made.

Example:

```
<DRUG NAME> currently linked to the following IV
Additives:
    1. ADDITIVE1
    2. ADDITIVE2

Select 1-2 from list above or type 'NEW' to link
to a new IV Additive:
```

The Patch PSS*1*146 enhancement also allows the user to enter a new Additive or Solution and link it to the dispense drug. The software will give the user the choice to enter and link the dispense drug to a new Additive or Solution as well as require a confirmation of the selected dispense drug that will be linked to the selected Additive/Solution.

Example (Create new IV Additive and link to drug):

```
<DRUG NAME> currently linked to the following IV Additives:

    1. ADDITIVE1
    2. ADDITIVE2

Select 1-2 from list above or type 'NEW' to link
to a new IV Additive: NEW

Select IV ADDITIVES PRINT NAME: TEST
Are you adding 'TEST' as a new IV ADDITIVES (the 33RD)? No// Yes
IV ADDITIVES DRUG UNIT: GM GM
PRINT NAME: TEST//
Select DRUG GENERIC NAME: CEFAMANDOLE 1GM INJ// AM116
ARE YOU SURE YOU WANT TO SELECT CEFAMANDOLE 1GM INJ? No// Y (Yes)
...

<DRUG NAME> currently linked to the following IV Additives:

    1. ADDITIVE1
    2. ADDITIVE2
    3. TEST

Select 1-3 from list above or type 'NEW' to link
to a new IV Additive: NEW
```

The patch PSS*1*172 enhancement allows the user to mark orderable items for designation as High Risk/High Alert medications which will then trigger an alert in BCMA at the time of administration for a witness signature. For administrations where the orderable item has a High Risk/High Alert drug code of 2 (witness recommended) or 3 (witness required), if the witness credentials are authenticated, administration is marked as Given or Infusing, and the user is returned to the BCMA VDL. If the witness credentials are completed, but not authenticated, administration will not continue until the user enters valid access and verify codes and has the authority to be a witness.

For administrations where the orderable item has a High Risk/High Alert drug code value of 2 (witness recommended), the user can bypass the witness sign-on when no witness is available, by acknowledging that the High Risk/High Alert medication is being administered without the presence of an authorized witness.

For BCMA to prompt for a witness during High Risk/High Alert medication administration, the orderable item for the medication is flagged in the HIGH RISK/HIGH ALERT DRUG field (#1) in the local PHARMACY ORDERABLE ITEM file (#50.7).

Upon installation, the HIGH RISK/HIGH ALERT DRUG field (#1) will be set to null or **0 (not a high risk/high alert drug)**.

The HIGH RISK/HIGH ALERT DRUG field (#1) provides the following four qualifying codes:

- a. 0/Null = Not a high risk/high alert drug
- b. 1 = High risk/high alert – does NOT recommend or require a witness in BCMA (this category was created for documentation purposes only, e.g., running reports).
- c. **2 = High risk/high alert – recommended to witness in BCMA**
- d. **3 = High risk/high alert – required to witness in BCMA**

To set the HIGH RISK/HIGH ALERT DRUG field (#1) values in the local PHARMACY ORDERABLE ITEM file (#50.7), complete the steps shown in the example below.

Example (Modify Pharmacy Orderable Item File):

```
Select OPTION NAME: PSS EDIT ORDERABLE ITEMS      Edit Orderable Items
Edit Orderable Items
This option enables you to edit Orderable Item names, Formulary status,
drug text, Inactive Dates, and Synonyms.
Select PHARMACY ORDERABLE ITEM NAME: HEPARIN
  1  HEPARIN      INJ,SOLN
  2  HEPARIN      SOLN
CHOOSE 1-2: 1  HEPARIN  INJ,SOLN
Orderable Item -> HEPARIN
Dosage Form    -> INJ,SOLN
List all Drugs/Additives/Solutions tied to this Orderable Item? YES//
Orderable Item -> HEPARIN
Dosage Form    -> INJ,SOLN
```

```

Dispense Drugs:
-----
HEPARIN BEEF 1,000 UNITS/ML 30ML
HEPARIN 1,000 UNIT/ML 10ML INJ
HEPARIN 10,000 UNITS 4ML
HEPARIN 1,000 UNITS/ML 30ML
HEPARIN, BEEF 10,000 UNIT/ML 4ML
HEPARIN, BEEF 1,000 UNIT/ML 10ML

Are you sure you want to edit this Orderable Item? NO// YES

Now editing Orderable Item:
HEPARIN INJ,SOLN
Orderable Item Name: HEPARIN//

This Orderable Item is Formulary.

This Orderable Item is marked as a Non-VA Med.

Select OI-DRUG TEXT ENTRY:
INACTIVE DATE:
DAY (nD) or DOSE (nL) LIMIT:
DEFAULT MED ROUTE: INTRAVENOUS//

List of med routes associated with the DOSAGE FORM of the orderable item:

INTRAMUSCULAR
INTRAVENOUS
If you answer YES to the next prompt, the DEFAULT MED ROUTE (if populated)
and this list (if populated) will be displayed as selectable med routes
during medication ordering dialog. If you answer NO, the DEFAULT MED ROUTE
(if populated) and POSSIBLE MED ROUTES list will be displayed instead.

USE DOSAGE FORM MED ROUTE LIST: YES//
SCHEDULE TYPE:
SCHEDULE:

HIGH RISK/HIGH ALERT: ?

Choose from:

0 NOT HIGH RISK/ALERT
1 HIGH RISK/ALERT - NO WITNESS REQUIRED IN BCMA
2 RECOMMEND WITNESS IN BCMA - HIGH RISK/ALERT
3 WITNESS REQUIRED IN BCMA - HIGH RISK/ALERT

HIGH RISK/HIGH ALERT: 3 WITNESS REQUIRED-BCMA HIGH RISK/ALERT

```



The patch PSS*1*191 enhancement allows users to designate transdermal patches and other orderable items that warrant removal, e.g., nitroglycerin paste, which will trigger an Alert in BCMA for removal. A **PROMPT FOR REMOVAL IN BCMA** Field (#12) has been added to the local Pharmacy Orderable Item File (#50.7). Refer to section 1.9.1 for additional information.

To set the values for **PROMPT FOR REMOVAL IN BCMA** (Field #12) in the local **PHARMACY ORDERABLE ITEM** File (#50.7) (i.e., using **PSS EDIT ORDERABLE ITEMS**), complete the steps shown in the example below:

The PROMPT FOR REMOVAL IN BCMA Field (#12) provides the following qualifying codes:

Choose from:

- 0 No Removal Required
 - 1 Removal at Next Administration
 - 2 Removal Period Optional Prior to Next Administration
 - 3 Removal Period Required Prior to Next Administration
- NULL/0 = No Removal Required. Duration of Administration field does not display when the Pharmacist is finishing the order. This is consistent with existing functionality for tablets, capsules and other unit dose medications not requiring removal.
 - 1 = Removal at Next Administration. Duration of Administration field does not display when the Pharmacist is finishing the order. BCMA user will be prompted for removal automatically at next administration.
 - 2 = Removal Period Optional Prior to Next Administration. The Pharmacist is prompted for Duration of Administration when finishing the order; however, this field is optional/not required to finish the order. If Duration of Administration is entered by the Pharmacist finishing the order, the BCMA user will be prompted for removal when the Duration of Administration has ended. If no Duration of Administration is entered, BCMA user will be prompted for removal at next administration.
 - 3 = Removal Period Required Prior to Next Administration. The Pharmacist is prompted for Duration of Administration, which is required to finish the order. BCMA user will be prompted for removal after the Duration of Administration has ended.

Example: Prompt for Removal in BCMA

```
SCHEDULE TYPE: CONTINUOUS//
SCHEDULE: Q24H//
HIGH RISK/HIGH ALERT: WITNESS REQUIRED IN BCMA-HIGH RISK/ALERT //
PROMPT FOR REMOVAL IN BCMA: Removal Period Required Prior to Next Administration // ?

ENTRY OF 1, 2 OR 3 IS REQUIRED FOR DOSAGE FORM PATCH.
Enter the value that applies to this orderable item.
Choose from:
1      Removal at Next Administration
2      Removal Period Optional Prior to Next Administration
3      Removal Period Required Prior to Next Administration
PROMPT FOR REMOVAL IN BCMA: Removal Period Required Prior to Next Administration
// ??
```

Send a Drug Update to PADE (Pharmacy Automated Dispensing Equipment)

A new prompt is available from the [PSS Drug Enter/Edit] menu which allows the user to send a drug update to PADE.

You can access the new prompt via the following menu path:

PSS MGR Pharmacy Data Management > Drug Enter/Edit [PSS DRUG ENTER/EDIT]

The new prompt is displayed when the drug being edited is marked for Unit Dose and/or IV use and at least one active PADE system exists.

```

Select OPTION NAME: PSS DRUG ENTER/EDIT          Drug Enter/Edit
Drug Enter/Edit

Select DRUG GENERIC NAME:   ATENOLOL 25MG TAB          CV100
...OK? Yes//   (Yes)

*****
This entry is marked for the following PHARMACY packages:
  Outpatient
  Unit Dose
  Ward Stock
  Non-VA Med
  GENERIC NAME: ATENOLOL 25MG TAB//
  VA CLASSIFICATION: CV100//
  DEA, SPECIAL HDLG: 6//
  DAW CODE: ^

This drug is marked for either UD or IV use, and you have at least
one active Pharmacy Automated Dispensing Equipment (PADE).
Would you like to send a drug file update to PADE?

```

Copay Tiers

Patch PSS*1*200 added the display only of COPAY TIER information after the VISN NON-FORMULARY display. It will display COPAY TIER LEVEL field (#.01) and COPAY EFFECTIVE DATE (#2) of the COPAY TIER multiple (#45) in the VA PRODUCT FILE (#50.68).

Example #1: Display only of copay tier information

```

Select DRUG GENERIC NAME: WARFAR
  Lookup: GENERIC NAME
    1  WARFARIN 2MG TABS   BL110  Tier 3  THIS IS A MESSAGE FOR TESTING THE ME
SSAGE IDENTIFIER
    2  WARFARIN 4MG TAB   BL110
    3  WARFARIN NA (EXELAN) 10MG TAB   BL110  Tier 2
    4  WARFARIN NA 5MG/VIL INJ
    5  WARFARIN SOD. 50MG COMB.PACK.   BL110
Press <RETURN> to see more, '^' to exit this list, '^ ^' to exit all lists, OR
CHOOSE 1-5: 3  WARFARIN NA (EXELAN) 10MG TAB BL110  Tier 2

```



```

*****
This entry is marked for the following PHARMACY packages:
  Outpatient
GENERIC NAME: WARFARIN NA (EXELAN) 10MG TAB  Replace
VA CLASSIFICATION: BL110//
DEA, SPECIAL HDLG:
DAW CODE:

NATIONAL FORMULARY INDICATOR: NO
Copay Tier: 2
Copay Effective Date: JUN 20, 2016
LOCAL NON-FORMULARY:
VISN NON-FORMULARY:
Select DRUG TEXT ENTRY:
Select FORMULARY ALTERNATIVE:
Select SYNONYM: WARFARIN NA (EXELAN) 10MG TAB//
  SYNONYM: WARFARIN NA (EXELAN) 10MG TAB  Replace
  INTENDED USE:
  NDC CODE:
Select SYNONYM:
MESSAGE:
RESTRICTION:
FSN:
NDC:
INACTIVE DATE:

```

1.3.1 Drug File Audits

This section describes audit notifications and history for changes made to the DRUG file (#50). These features were enabled by patch PSS*1*227.

1.3.1.1 Drug File Audit Notification

Patch PSS*1*227 generates a message to a new mail group called PSS DEE AUDIT when a user modifies certain fields in the DRUG file (#50) through the Drug Enter/Edit [PSS DRUG ENTER/EDIT] menu option. The message shows the date/time of the change, the name of the user who made the change, and before/after descriptions of the changed field(s).

In addition, the Pharmacy Price Tracker function sends a separate audit message to the PSS DEE AUDIT mail group when the PRICE PER DISPENSE UNIT field (#16) is added or changed, or when the PRICE PER DISPENSE UNIT field is automatically updated by a change to the PRICE PER ORDER UNIT field (#13). The Pharmacy Price Tracker message shows the new field value for the drug, and identifies the user or process associated with the change.

These audit features allow Pharmacy personnel to maintain consistency and control when multiple users create and edit DRUG file entries across integrated facilities. Sample messages for Drug Enter/Edit and Pharmacy Price Tracker are provided below. For information on audit history resulting from changes made through Drug Enter/Edit and Pharmacy Price Tracker, see [Section 1.3.1.2](#).

SUBJ: DRUG ENTER/EDIT AUDIT (264:ACETAMINOPHEN 650MG RTL SUPP) [#294225]
01/03/18@09:12 11 LINES
FROM: DOCTOR,ALPHA IN 'IN' BASKET. PAGE 1

--
PLEASE NOTE: THE DRUG ENTER/EDIT OPTION WAS USED BY DOCTOR,ALPHA.
THE DRUG THAT WAS ENTERED/EDITED WAS ACETAMINOPHEN 650MG RTL SUPP.

--
PRICE PER ORDER UNIT
OLD: 15.54
NEW: 13.54

PRICE PER DISPENSE UNIT
OLD: 0.1554
NEW: 0.1354

Drug Enter/Edit Message Example

SUBJ: PHARMACY PRICE TRACKER [#294226] 01/03/18@09:12 2 LINES
FROM: POSTMASTER IN 'IN' BASKET. PAGE 1

--
DOCTOR,ALPHA HAS CHANGED THE PRICE PER DISPENSE UNIT OF:
ACETAMINOPHEN 650MG RTL SUPP TO: 0.1354

Pharmacy Price Tracker Message Example

Not all fields in the DRUG file are subject to audit. Auditable fields are:

- GENERIC NAME (#01)
- VA CLASSIFICATION (#2)
- DEA, SPECIAL HDLG (#3)
- MAXIMUM DOSE PER DAY (#4)
- STANDARD SIG (#5)
- FSN (#6)
- WARNING LABEL (#8)
- MESSAGE (#101)
- PHARMACY ORDERABLE ITEM (#2.1)
- RESTRICTION (#102)
- APPLICATION PACKAGES' USE (#63)
- NDC (#31)
- CMOP DISPENSE (#213)
- ATC MNEMONIC (#212.2)
- REORDER LEVEL (#11)

- ORDER UNIT (#12)
- PRICE PER ORDER UNIT (#13)
- PRICE PER DISPENSE UNIT (#16)
- SOURCE OF SUPPLY (#17)
- DISPENSE UNIT (#14.5)
- CURRENT INVENTORY (#50)
- DAW CODE (#81)
- NCPDP DISPENSE UNIT (#82)
- NCPDP QUANTITY MULTIPLIER (#83)
- INACTIVE DATE (#100)
- NATIONAL DRUG FILE ENTRY (#20)
- VA PRODUCT NAME (#21)
- PSNDF VA PRODUCT NAME ENTRY (#22)
- PACKAGE SIZE (#23)
- PACKAGE TYPE (#24)
- NATIONAL DRUG CLASS (#25)
- CMOP ID (#27)
- NATIONAL FORMULARY INDICATOR (#29)
- EPHARMACY BILLABLE (#84)
- EPHARMACY BILLABLE (TRICARE) (#85)
- EPHARMACY BILLABLE (CHAMPVA) (#86)
- SENSITIVE DIAGNOSIS DRUG (#87)

If a user makes changes to an auditable field, then the mail message Subject line displays the title DRUG ENTER/EDIT AUDIT along with the Internal Entry Number (IEN) and name of the drug. The message body shows the date/time of the change, the name of the user who made the change, and before/after descriptions of the changed field(s).

If a user makes changes to a non-auditable field, or views any field but does not make changes, then the mail message Subject line displays the title DRUG ENTER/EDIT ACCESS along with the drug IEN and name. The message body indicates “No Audited Changes Made.”

A designated mail coordinator must modify the PSS DEE AUDIT mail group to include the necessary recipients.

1.3.1.2 Drug Price Audit History

Patch PSS*1*227 provides an audit history for price changes made in the DRUG file (#50). When the PRICE PER DISPENSE UNIT field (#16) is added or changed, or when the PRICE PER DISPENSE UNIT field is automatically updated by a change to the PRICE PER ORDER UNIT field (#13), the system will store the following data in the DT/TM DISP UNIT PRICE CHANGED field (#50.095) in the DRUG file: the date and time of the update; the user who updated the field; and the new value in the PRICE PER DISPENSE UNIT field. The DT/TM

DISP UNIT PRICE CHANGED field is searchable via FileMan, and is viewable using either FileMan or the Lookup into Dispense Drug File [PSS LOOK] option.

The PSS DRUG AUDIT RETENTION MOS parameter is used to limit the historical data held in the DT/TM DISP UNIT PRICE CHANGED field. This parameter can be set to a positive whole number of retention months. The time period for retaining historical data is based on the last date of a price change, minus the parameter value (retention months) times 30 days. That is, the retention period is based on 30-day months, counting back from the last price change. Only those entries that fall within this time period will be stored in the file multiple. If the parameter is not set to a whole number of retention months, then all entries in the DT/TM DISP UNIT PRICE CHANGED field will be retained.

Follow the steps below to set the PSS DRUG AUDIT RETENTION MOS parameter, if a time period for storing historical data is required. To set the parameter, contact a VistA programmer, Clinical Application Coordinator, or similar user with access to the General Parameter Tools [XPAR MENU TOOLS] option in VistA.

1. Log in to VistA.
2. At the "Select OPTION NAME:" prompt, type XPAR MENU TOOLS and then press Enter.
3. At the "Select General Parameter Tools Option:" prompt, type EP and then press Enter.
4. At the "Select PARAMETER DEFINITION NAME:" prompt, type PSS DRUG AUDIT RETENTION MOS and then press Enter.
5. At the "NUMBER OF MONTHS:" prompt, type the number of retention months and then press Enter.

1.3.1.3 [PSS DRUG ENTER/EDIT] Other Language Indications

Patch PSS*1*242 adds new fields OTHER MOST COMMON INDICATION (#14.1) and OTHER LANGUAGE INDICATIONS (#14.2) to support other languages. The OTHER MOST COMMON INDICATION field will display as OTHER LANGUAGE MOST COMMON INDICATION.

Example: (PSS*1*242 OTHER LANGUAGE INDICATIONS)

```
Select OPTION NAME:      PSS DRUG ENTER/EDIT      Drug Enter/Edit
Drug Enter/Edit

Select DRUG GENERIC NAME:  SIMVASTATIN 10MG TAB CV350      Tier 1
...OK? Yes//      (Yes)

*****
This entry is marked for the following PHARMACY packages:
  Outpatient
  Unit Dose
  Non-VA Med
GENERIC NAME: SIMVASTATIN 10MG TAB  Replace
VA CLASSIFICATION: CV350//
```

```
DEA, SPECIAL HDLG: 6D// ^NCP
  1  NCPDP DISPENSE UNIT
  2  NCPDP QUANTITY MULTIPLIER
CHOOSE 1-2: 2  NCPDP QUANTITY MULTIPLIER
NCPDP QUANTITY MULTIPLIER: 1//
MAXIMUM DAYS SUPPLY:
PRICE PER DISPENSE UNIT: 0.2614
```

points to SIMVASTATIN 10MG TAB in the National Drug file.

This drug has already been matched and classified with the National Drug file. In addition, if the dosage form changes as a result of rematching, you will have to match/rematch to Orderable Item. This drug has also been marked to transmit to CMOP. If you choose to rematch it, the drug will be marked NOT TO TRANSMIT to CMOP.

Do you wish to match/rematch to NATIONAL DRUG file? No// (No)
Just a reminder...you are editing SIMVASTATIN 10MG TAB.

Strength from National Drug File match => 10 MG
Strength currently in the Drug File => 10 MG

Strength => 10 Unit => MG

Press Return to continue, '^' to exit:

POSSIBLE DOSAGES:
DISPENSE UNITS PER DOSE: 1 DOSE: 10MG PACKAGE: IO

LOCAL POSSIBLE DOSAGES:

Do you want to edit the dosages? N// O

This entry is marked for the following PHARMACY packages:

Outpatient
Unit Dose
Non-VA Med

MARK THIS DRUG AND EDIT IT FOR:

O - Outpatient
U - Unit Dose
X - Non-VA Med

Enter your choice(s) separated by commas :

** You are NOW in the ORDERABLE ITEM matching for the dispense drug. **

SIMVASTATIN 10MG TAB is already matched to

SIMVASTATIN TAB

Do you want to match to a different Orderable Item? NO// YES

Dosage Form -> TAB

Match to another Orderable Item with same Dosage Form? NO//

Dosage Form -> TAB
Dispense Drug -> SIMVASTATIN 10MG TAB

Orderable Item Name: SIMVASTATIN//

```
Matching SIMVASTATIN 10MG TAB
to
SIMVASTATIN TAB
```

```
Is this OK? YES//
Match Complete!
```

```
Now editing Orderable Item:
SIMVASTATIN TAB
```

```
FORMULARY STATUS:
Select OI-DRUG TEXT ENTRY:
INACTIVE DATE:
DAY (nD) or DOSE (nL) LIMIT:
DEFAULT MED ROUTE: ORAL (BY MOUTH)//
```

```
List of med routes associated with the DOSAGE FORM of the orderable item:
```

```
ORAL (BY MOUTH)
ORAL INTRADERMAL PERIOSTEAL
```

```
If you answer YES to the next prompt, the DEFAULT MED ROUTE (if populated)
and this list (if populated) will be displayed as selectable med routes
during medication ordering dialog. If you answer NO, the DEFAULT MED ROUTE
(if populated) and POSSIBLE MED ROUTES list will be displayed instead.
```

```
USE DOSAGE FORM MED ROUTE LIST: YES//
The following Med Routes will now be displayed during order entry:
ORAL (BY MOUTH)
ORAL INTRADERMAL PERIOSTEAL
```

```
SCHEDULE TYPE:
SCHEDULE: QPM//
HIGH RISK/HIGH ALERT:
PROMPT FOR REMOVAL IN BCMA: No Removal Required//
PATIENT INSTRUCTIONS:
OTHER LANGUAGE INSTRUCTIONS:
```

```
Existing INDICATIONS FOR USE:
FOR CHOLESTEROL *MOST COMMON
PARA COLESTEROL *MOST COMMON <OTHER LANGUAGE>
```

```
MOST COMMON INDICATION FOR USE: FOR CHOLESTEROL//
Select INDICATIONS FOR USE:
OTHER LANGUAGE MOST COMMON INDICATION: PARA COLESTEROL//
Select OTHER LANGUAGE INDICATIONS:
```

```
Select SYNONYM:
```

```
Select DRUG GENERIC NAME:
```

1.4 Order Check Management [PSS ORDER CHECK MANAGEMENT]



The *Order Check Management* [PSS ORDER CHECK MANAGEMENT] option sub-menu provides options to request custom changes to the Enhanced Order Check (drug interaction, duplicate therapy, and dosing) vendor database. It also allows the user to review drug interactions and their severity, which have been added locally to the DRUG INTERACTION file

(#56) in order to determine whether the same changes need to be requested as custom changes to the new vendor database.

1.4.1 Request Changes to Enhanced Order Check Database [PSS ORDER CHECK CHANGES]

The Request Changes to Enhanced Order Check Database [PSS ORDER CHECK CHANGES] option allows Pharmacy users to request custom changes to the Enhanced Order Check (drug interaction, duplicate therapy and dosing) vendor database. The user can request the following custom changes:

- Add a new drug interaction
- Change an existing drug interaction severity
- Change to a duplicate therapy
- Change to a dosing record for a drug



Depending on the request, the user is prompted for different pieces of information.

The request is directed to an Outlook mail group (VAOITVHITPSCUSTOMREQ@VA.GOV) that will review and act on the requests. A copy of the request is also sent to the user's VistA email account. If the user is not ready to send the request just yet, answering 'No' at the transmit prompt will send the request just to the user's VistA email account. Once the user is ready to send the request, if no changes are needed, the user can retrieve the VistA email message and forward it to the Outlook mail group (VAOITVHITPSCUSTOMREQ). If the VistA email message is no longer available for retrieval, the user must reenter and transmit the request.



Example 1: Requesting to Add a New Drug Interaction

```
Select Pharmacy Data Management Option: ORDER CHECK Management
Select Order Change Management Option: REQuest Changes to Enhanced Order Check Database
Select one of the following:
N - New Drug Interaction
S - Drug Interaction Severity Change
T - Duplicate Therapy Change
D - Dosing Change
Select one of the choices above, for instance: New Drug Interaction
Enter Interacting Drug Names (free text): Drug A & Drug B
Select one of the following:
```

```

1- Critical
2- Significant

Enter Severity:  1
You must now enter a reason or references for this request. <word processing>

Press Return to continue, '^' to exit:

  1> This is a request to add a new Drug-Drug Interaction.
  2>

EDIT Option:

NOTE: This is a test account. Regardless of your response to the 'Transmit' prompt, this
request will NOT be sent forward for national review.

Transmit New Drug Interaction Request? Y// NO

Mail message only sent to you in Vista Mail.

Press Return to continue:

```

Example of Email Message:

```

Subj: New Drug Interaction Request [#89442] 05/28/08@12:51 4 lines
From: PHARMACIST,TWENTYTHREE In 'IN' basket. Page 1
-----
Request New Drug Interaction:

DRUG A NAME & DRUG B NAME

Severity:
CRITICAL

This is a request to add a new Drug Interaction.

Enter message action (in IN basket): Ignore// QD Query Detailed

Subj: New Drug Interaction Request [#89442] 05/28/08@12:51 4 lines
From: PHARMACIST,TWENTYTHREE In 'IN' basket.
Local Message-ID: 89442@PEPCACHE.FO-BIRM.MED.VA.GOV (2 recipients)

PHARMACIST,TWENTYTHREE Last read: 05/28/08@12:52 [First read: 05/28/08@12:51]

Enter message action (in IN basket): Ignore//

```

Example 2: Requesting a Drug Interaction Severity Change

```

Select Pharmacy Data Management Option: ORDER CHECK Management

Select Order Check Management Option: Request Changes to Enhanced Order Check Database

Select one of the following:
N - New Drug Interaction
S - Drug Interaction Severity Change
T - Duplicate Therapy Change
D - Dosing Change
Select one of the choices above, for instance: S Drug Interaction Severity Change
Enter Interacting Drug Names (free text): Drug A & Drug B

Select one of the following:
1- Critical
2- Significant

Change Severity To: 1

You must now enter a reason or references for this request <word processing>.

```



```

Press Return to continue, '^' to exit:
1> This is a Drug Interaction severity change request.
2>

EDIT Option:
NOTE: This is a test account. Regardless of your response to the 'Transmit' prompt, this
request will NOT be sent forward for national review.
Mail message transmitted for review.

Transmit Drug Interaction Severity Change Request? Y// YES
Press Return to continue:

```

Example of Email Message:

```

Subj: Drug Interaction Severity Change Request [#89442] 05/28/08@12:51 4 lines
From: PHARMACIST,TWENTYTHREE In 'IN' basket. Page 1
-----
Drug-Drug Interaction:
DRUG A NAME & DRUG B NAME

Severity Change To:
CRITICAL

This is a Drug Interaction severity change request.

Enter message action (in IN basket): Ignore// QD Query Detailed

Subj: Drug Interaction Severity Change Request [#89442] 05/28/08@12:51 4 lines
From: PHARMACIST,TWENTYTHREE In 'IN' basket.
Local Message-ID: 89442@PEPCACHE.FO-BIRM.MED.VA.GOV (2 recipients)

PHARMACIST,TWENTYTHREE Last read: 05/28/08@12:52 [First read: 05/28/08@12:51]

Enter message action (in IN basket): Ignore//

```

Example 3: Requesting a Duplicate Therapy Change

```

Select Pharmacy Data Management Option: ORDER CHECK Management
Select Order Check Management Option: REQuest Changes to Enhanced Order Check Database

Select one of the following:

N - New Drug Interaction
S - Drug Interaction Severity Change
T - Duplicate Therapy Change
D - Dosing Change

Select one of the choices above, for instance T Duplicate Therapy Change

You must now enter a description of the change/problem. <word processing>

Press Return to continue, '^' to exit:
1> This is a Duplicate Therapy change request.
2>
EDIT Option:

Transmit Duplicate Therapy Change Request? Y// es
NOTE: This is a test account. Regardless of your response to the 'Transmit' prompt, this
request will NOT be sent forward for national review
Mail message transmitted for review.
Press Return to continue:

Subj: Duplicate Therapy Change Request [#89442] 05/28/08@12:51 4 lines
From: PHARMACIST,TWENTYTHREE In 'IN' basket. Page 1
-----
Duplicate Therapy Change Description/Problem:

This is a Duplicate Therapy change request.

```

```

Enter message action (in IN basket): Ignore// QD Query Detailed

Subj: Duplicate Therapy Change Request [#89442] 05/28/08@12:51 4 lines
From: PHARMACIST,TWENTYTHREE In 'IN' basket.
Local Message-ID: 89442@PEPCACHE.FO-BIRM.MED.VA.GOV (2 recipients)

PHARMACIST,TWENTYTHREE Last read: 05/28/08@12:52 [First read: 05/28/08@12:51]

Enter message action (in IN basket): Ignore//

```

Example 4: Requesting a Dosing Change

```

Select Order Check Management Option: REQuest Changes to Enhanced Order Check Da
tabase

Select one of the following:

      N      New Drug Interaction
      S      Drug Interaction Severity Change
      T      Duplicate Therapy Change
      D      Dosing Change

Select one of the above: Dosing Change

You must now enter a description of the change/problem. <word processing>

Press Return to continue, '^' to exit:

  1>No dosing information available for a 81 yo on Drug A.
  2>
EDIT Option:

NOTE: This is a test account. Regardless of your response to the 'Transmit'
prompt, this request will NOT be sent forward for national review.

Transmit Dosing Change Request? Y// ES

Mail message transmitted for review.

Press Return to continue:

```

Example of Email Message:

```

Subj: Dosing Change Request [#57209] 08/12/10@10:55 3 lines
From: PHARMACIST,TWENTYTHREE In 'IN' basket. Page 1
-----
Dosing Change Description/Problem:

No dosing information available for a 81 yo on Drug A.

Enter message action (in IN basket): Ignore// QD Query Detailed

Subj: Dosing Change Request [#57209] 08/12/10@10:55 3 lines
From: PHARMACIST,TWENTYTHREE In 'IN' basket.

Local Message-ID: 57209@EVL.DEV.FO-HINES.MED.VA.GOV (1 recipient)

PHARMACIST,TWENTYTHREE Last read: 08/12/10@10:57 [First read: 08/12/10@10:55]

Enter message action (in IN basket): Ignore//

```

1.4.2 Report of Locally Entered Interactions [PSS REPORT LOCAL INTERACTIONS]

The *Report of Locally Entered Interactions* [PSS REPORT LOCAL INTERACTIONS] option allows sites to print a report of locally entered drug interactions and their severity. This information can be used to determine whether or not a change request needs to be made to the enhanced order check database.

Example: Requesting to Print a Report of Locally Entered Drug Interaction and Their Severity

```
Select Pharmacy Data Management Option: ORDER CHECK Management
Select Order Check Management Option: REPort of Locally Entered Interactions
This report gives you a printed copy of locally added drug interactions and their severity.
You may queue the report to print, if you wish.

DEVICE:          VIRTUAL          Right Margin:    80//

LOCALLY ADDED DRUG INTERACTION LIST          FEB 22,2010  15:26    PAGE 1
NAME                                             SEVERITY
-----
DIGITALIS/DIPHENHYDRAMINE                     SIGNIFICANT
ALPRAZOLAM/COLCHICINE                         CRITICAL
AMOXICILIN/CISAPRIDE                         CRITICAL
AMINOPHYLLINE/AZITHROMYCIN                   CRITICAL
AZITHROMYCIN/THEOPHYLLINE                   CRITICAL
AZITHROMYCIN/OXTRIPHYLLINE                   CRITICAL
AMPICILLIN/ASCORBIC ACID                     CRITICAL
ASCORBIC ACID/ATENOLOL                       SIGNIFICANT
ACACIA/ACETIC ACID                           SIGNIFICANT
AMIKACIN/ASPIRIN                             SIGNIFICANT
ASCORBIC ACID/ASPIRIN                         CRITICAL
CHLORPHENIRAMINE/HYDROXYZINE                 CRITICAL

Select Order Check Management Option:
```

1.5 Electrolyte File (IV) [PSSJI ELECTROLYTE FILE]

The *Electrolyte File (IV)* [PSSJI ELECTROLYTE FILE] option allows the contents of the DRUG ELECTROLYTES file (#50.4) to be altered. This file contains the names of anions/cations and their concentration units. The file provides the ability for sites to enter intravenous (IV) orders for electrolytes as individual ingredients so that the IV label will print the total of individual electrolytes rather than the additive names. The ELECTROLYTES multiple (#8) in the IV ADDITIVES file (#52.6) and the ELECTROLYTES multiple (#4) of the IV SOLUTIONS file (#52.7) point to this Electrolyte file.

Example 1: Electrolyte file (#50.4) (Adding)

```
Select Pharmacy Data Management Option: ELectrolyte File (IV)

Select DRUG ELECTROYTES NAME: CHLORIDE      MEQ/ML
ARE YOU ADDING 'CHLORIDE' AS A NEW DRUG ELECTROLYTES (THE 9TH)? Y (YES)

DRUG ELECTROLYTES CONCENTRATION UNITS: MEQ/ML
NAME: CHLORIDE// <Enter>
CONCENTRATION UNITS: <Enter>
Select DRUG ELECTROLYTES NAME: <Enter>
```

Example 2: Electrolyte file (#50.4) (Deleting)

```
Select Pharmacy Data Management Option: ELectrolyte File (IV)
```

```
Select DRUG ELECTROLYTES NAME: CHLORIDE
NAME: CHLORIDE// @
SURE YOU WANT TO DELETE THE ENTIRE 'CHLORIDE' DRUG ELECTROLYTES? Y (YES)
```

1.6 Lookup into Dispense Drug File [PSS LOOK]

The *Lookup into Dispense Drug File* [PSS LOOK] option provides a lookup into the DRUG file (#50) and displays fields that are commonly edited. It is not possible to edit entries in the DRUG file (#50) from this option. Edits can be made through the use of the *Drug Enter/Edit* option. Patch PSS*1*61 ensures that the newly populated CS FEDERAL SCHEDULE field (#19) of the VA PRODUCT file (#50.68) is also included as part of the drug details in the *Lookup into Dispense Drug File* [PSS LOOK] option. Patch PSS*1*147 adds the NUMERIC DOSE sub-field (#5) of the LOCAL POSSIBLE DOSAGES multiple (#904) in DRUG file (#50) and DOSE UNIT sub-field (#4) of the LOCAL POSSIBLE DOSAGES multiple (#904) in DRUG file (#50) defined for Local Possible Dosages to the display. Patch PSS*1*192 adds EPHARMACY BILLABLE (#84), EPHARMACY BILLABLE (TRICARE) (#85), EPHARMACY BILLABLE (CHAMPVA) (#86), and SENSITIVE DIAGNOSIS DRUG (#87). Patch PSS*1*200 add the display of Copay Tier sub-field (#.01) and Copay Effective Date sub-field (#1) from the VA PRODUCT file (#50.6) for Fixed Medication Copayment Tiers.

Patch PSS*1*227 adds the date and time of the last drug price addition or change, the user who made the change, and the new value in the PRICE/DISPENSE UNIT field shown in the display below. This value is taken from the PRICE PER DISPENSE UNIT field (#16) in the DRUG file (#50). For additional details on DRUG file audits introduced by this patch, see [Section 1.3.1](#).

Example 1: Lookup into Dispense Drug File [PSS LOOK] Option

```
Select DRUG GENERIC NAME: TIMOLOL
1 TIMOLOL MALEATE 0.25% OPH GEL OP101 N/F NATL N/F; 2.5 ML/TUBE
2 TIMOLOL MALEATE 0.25% OPH SOLN OP101 NATL REVIEW; 5 ML/BT (IEN)
3 TIMOLOL MALEATE 0.5% OPH GEL OP101 N/F NATL N/F; 2.5 ML/TUBE (IEN)
4 TIMOLOL MALEATE 0.5% OPH SOLN OP101 NATL REVIEW; 5 ML/BT (IEN)
CHOOSE 1-4: 4 TIMOLOL MALEATE 0.5% OPH SOLN OP101 NATL REVIEW;
5 ML/BT (IEN)
TIMOLOL MALEATE 0.5% OPH SOLN
=====
VA PRINT NAME: TIMOLOL MALEATE 0.5% OPH SOLN CMOP ID#: T0056
VA PRODUCT NAME: TIMOLOL MALEATE 0.5% SOLN,OPH CMOP DISPENSE: NO
ORDERABLE ITEM: TIMOLOL SOLN,OPH NDF DF: SOLN,OPH
ORDERABLE ITEM TEXT:
SYNONYM(S): TIMOPTIC 0.5% Trade Name
T/5 Quick Code
T.5 Quick Code
024208032405 Drug Accountability
1677 Quick Code
MESSAGE: NATL REVIEW; 5 ML/BT (IEN)
-----
DEA, SPECIAL HDLG: 6P NDC: 61314-227-05
DAW CODE: 5 - SUBSTITUTION ALLOWED-BRAND DRUG DISPENSED AS A GENERIC
CS FEDERAL SCHEDULE:
INACTIVE DATE:
QUANTITY DISPENSE MESSAGE: ML (5/BT)
WARNING LABEL SOURCE is set to 'NEW'
NEW WARNING LABEL:
22N For the eye.
```

```

Pharmacy fill card display: DRUG WARNING 22N
-----
ORDER UNIT:          BT          PRICE/ORDER UNIT:          1.45
DISPENSE UNIT:       ML          VA DISPENSE UNIT:       ML
DISPENSE UNITS/ORDER UNIT: 5      PRICE/DISPENSE UNIT:    0.2900
DATE PRICE/DISPENSE UNIT LAST CHANGED: MAR 17, 2017@12:13:36
BY: DOE, JOHN          VALUE: 0.2900
MAXIMUM DAYS SUPPLY:
NCPDP DISPENSE UNIT: EACH          NCPDP QUANTITY MULTIPLIER: 1.00001
ePharmacy Billable: YES
  ePharmacy Billable (TRICARE):      ePharmacy Billable (CHAMPVA):
Sensitive Diagnosis Drug:
APPL PKG USE: Outpatient Unit Dose
STRENGTH:              UNIT:
POSSIBLE DOSAGES:
LOCAL POSSIBLE DOSAGES:
  LOCAL POSSIBLE DOSAGE: 1 DROP          PACKAGE: IO
  BCMA UNITS PER DOSE: 1
  NUMERIC DOSE: 1          DOSE UNIT: DROP(S)
  LOCAL POSSIBLE DOSAGE: 2 DROPS        PACKAGE: IO
  BCMA UNITS PER DOSE: 1
  NUMERIC DOSE: 2          DOSE UNIT: DROP(S)
-----
VA CLASS: OP101 BETA-BLOCKERS, TOPICAL OPHTHALMIC
LOCAL NON-FORMULARY:      VISN NON-FORMULARY:
National Formulary Indicator: YES
Copay Tier:
Copay Effective Date:
National Restriction:
Local Drug Text:

```

Example 2: Lookup into Dispense Drug File [PSS LOOK] Option

```

Select Pharmacy Data Management Option: LOOKUP INTO Dispense Drug File
Select DRUG GENERIC NAME: LOVASTATIN 20MG TAB CV350 N/F

RESTRICTED TO CARDIOLOGY SERVICE
LOVASTATIN 20MG TAB
=====
VA PRINT NAME: LOVASTATIN 20MG TAB CMOP ID#: L0060
VA PRODUCT NAME: LOVASTATIN 20MG TAB CMOP DISPENSE: YES
ORDERABLE ITEM: LOVASTATIN TAB (N/F) NDF DF: TAB
ORDERABLE ITEM TEXT:
Refer to PBM/MAP Hyperlipidemia treatment guidelines for use.
SYNONYM (S): MEVACOR Trade Name
MESSAGE: THIS IS RESTRICTED TO CARDIOLOGY SERVICE
-----
DEA, SPECIAL HDLG: 6 NDC: 000006-0731-82
CS FEDERAL SCHEDULE:
INACTIVE DATE:
QUANTITY DISPENSE MESSAGE: DISPENSE IN 30'S
WARNING LABEL: WITH FOOD
-----
ORDER UNIT: BT PRICE/ORDER UNIT: 50
DISPENSE UNIT: TAB VA DISPENSE UNIT: TAB
NCPDP DISPENSE UNIT: EACH          NCPDP QUANTITY MULTIPLIER: 1.00001
ePharmacy Billable: YES
  ePharmacy Billable (TRICARE):      ePharmacy Billable (CHAMPVA):
Sensitive Diagnosis Drug:
DISPENSE UNITS/ORDER UNIT: 100 PRICE/DISPENSE UNIT: 0.500
DATE PRICE/DISPENSE UNIT LAST CHANGED: MAR 17, 2017@12:13:36
BY: DOE, JOHN          VALUE: 0.500
MAXIMUM DAYS SUPPLY:
APPL PKG USE: Outpatient Unit Dose
-----
VA CLASS: CV350 ANTILIPEMIC AGENTS
LOCAL NON-FORMULARY: N/F VISN NON-FORMULARY: N/F
National Formulary Indicator: YES
Copay Tier:
Copay Effective Date:

```

```

FORMULARY ALTERNATIVES: SIMVASTATIN 20MG TAB
PRAVASTATIN 20MG TAB
National Restriction:
(Refer to PBM/MAP Hyperlipidemia treatment guidelines for use)
Local Drug Text:

```

Example 3: Lookup into Dispense Drug File [PSS LOOK] - Looking Up a Non-VA Med

```

Select DRUG GENERIC NAME: GINKO TAB/CAP          HA000      N/F

          ginko tab/cap
=====
VA PRODUCT NAME: GINKGO EXT 60MG TAB
ORDERABLE ITEM:  ginko TAB (N/F)                NDF DF: TAB
ORDERABLE ITEM TEXT:

SYNONYM(S) :
MESSAGE:
-----
DEA, SPECIAL HDLG:                               NDC:
CS FEDERAL SCHEDULE:
INACTIVE DATE:
-----
ORDER UNIT:                                       PRICE/ORDER UNIT:
DISPENSE UNIT:
DISPENSE UNITS/ORDER UNIT:                       PRICE/DISPENSE UNIT:
MAXIMUM DAYS SUPPLY:
APPL PKG USE:  Non-VA Med
STRENGTH:                                         UNIT:
POSSIBLE DOSAGES:
LOCAL POSSIBLE DOSAGES:
-----
VA CLASS:
LOCAL NON-FORMULARY: N/F          VISN NON-FORMULARY:
National Formulary Indicator: Not Matched to NDF
Copay Tier:
Copay Effective Date:

```

Example 4: Inquire to VA Product Info For Local Drug [PSNLOOK] Option (showing a maximum days supply of 365)

```

          Inquire to VA Product Info For Local Drug [PSNLOOK]

Select OPTION NAME: PSNLOOK          Select DRUG GENERIC NAME:  PRIMIDONE 250MG TAB
CN400

          DRUG Generic Name: PRIMIDONE 250MG TAB
          VA Product Name: PRIMIDONE 250MG TAB
          VA Generic Name: PRIMIDONE
Dosage Form: TAB
Strength: 250 Units: MG
National Formulary Name: PRIMIDONE TAB
VA Print Name: PRIMIDONE 250MG TAB
VA Product Identifier: P0116          Transmit To CMOP: YES
VA Dispense Unit: TAB
PMIS: PRIMIDONE - ORAL
Active Ingredients:
          PRIMIDONE          Str: 250          Unt: MG

Press Return to Continue:

Primary Drug Class: CN400
CS Federal Schedule: 0  Unscheduled
Single/Multi Source Product: Multi

```

```

Max Single Dose:                               Min Single Dose:
Max Daily Dose:                               Min Daily Dose:
Max Cumulative Dose:
National Formulary Indicator: Yes
Copay Tier:
Copay Effective Date:

Override DF Exclude from Dosage Checks: No

Auto-Create Default Possible Dosage? No
  Possible Dosages To Auto-Create: 1x Possible Dosage
                                     Package: Both Inpatient and Outpatient
Maximum Days Supply: <<<< Displays value in the VA PRODUCT FILE (#50.68)

```

Example 5: *Inquire to National Files* [PSNACT] Option (showing a maximum days supply of 365)

```

Select OPTION NAME:   PSNACT      Inquire to National Files
VA Product Name:     ACCU-CHEK AVIVA (GLUCOSE) 1-2 CONTROL SOLN
VA Generic Name:     GLUCOSE CONTROL
Dose Form:           SOLN,CONTROL (Exclude from Dosing Cks)
Strength:            Units:
National Formulary Name: GLUCOSE CONTROL SOLN,CONTROL
VA Print Name:       ACCU-CHEK AVIVA 1-2 CONTROL SOLN
VA Product Identifier: A1331 Transmit to CMOP: Yes VA Dispense Unit: EA
PMIS: None
Active Ingredients:
Primary VA Drug Class: DX900
Secondary VA Drug Class:
CS Federal Schedule: 0  Unscheduled
National Formulary Indicator: Yes
National Formulary Restriction:

Copay Tier:
Copay Effective Date:

Exclude Drg-Drg Interaction Ck: Yes (No check for Drug-Drug Interactions)
Override DF Exclude from Dosage Checks: No

Auto-Create Default Possible Dosage? Yes
Maximum Days Supply: <<<< Displays value in the VA PRODUCT FILE (#50.68)

```

1.7 Medication Instruction Management [PSS MED INSTRUCTION MANAGEMENT]

The *Medication Instruction Management* [PSS MED INSTRUCTION MANAGEMENT] option sub-menu provides options through which the user can review and manage entries in the MEDICATION INSTRUCTION file (#51).

1.7.1 Medication Instruction File Add/Edit [PSSJU MI]

The *Medication Instruction File Add/Edit* [PSSJU MI] option allows the user to enter and edit abbreviations and expansions in the MEDICATION INSTRUCTION file (#51) and to “flag” those entries for use by the Inpatient Medications package only, Outpatient Pharmacy package only, or both. The expansions in the MEDICATION INSTRUCTION file (#51) expand the Schedule and Patient Instructions when building the SIG. The Inpatient Medications package contains a field called SPECIAL INSTRUCTIONS that utilizes these abbreviations and

expansions when printing various reports. Additionally, the Outpatient Pharmacy package utilizes these abbreviations for expansions when building the prescription SIG.

The *Medication Instruction File Add/Edit* [PSSJU MI] option allows the user to enter the expansion in a language other than English. PDM does not translate English terms into another language; instead, it allows the user to enter a translation of a term. If a value has not been entered in the OTHER LANGUAGE EXPANSION field (#1.1), PDM defaults to the value entered in the EXPANSION field (#1). If no values exist in the EXPANSION field (#1) and OTHER LANGUAGE EXPANSION field (#1.1), an EXPANSION value will not print when Outpatient Pharmacy builds the SIG. See Appendix F for a list of Spanish equivalents for some of the more common medication instructions.

Patch PSS*1*201 adds three new fields to the *Medication Instruction File Add/Edit* [PSSJU MI] option. The DOSING CHECK FREQUENCY field (#32) allows a user to enter a specific format pattern to represent the frequency such as 'X#D', where '#' represents a 1-2 character numeric value. The DOSING CHECK FREQUENCY field takes priority over all other fields/values in this file when determining frequency for the Max Daily Dose Order Check. If the DOSING CHECK FREQUENCY value is not used, the FREQUENCY (IN MINUTES) value will be used for the Max Daily Dose Order Check. The new fields in the MEDICATION INSTRUCTION file (#51) will only be utilized when performing the Max Daily Dose Order Check for outpatient medication orders and only after a frequency value could not be determined from the ADMINISTRATION SCHEDULE File (#51.1).

The DRUG(S) FOR DOSING CHK FREQ field (#32.1) is a multiple field that allows for dispense drugs from the DRUG file (#50) to be associated with the DOSING CHECK FREQUENCY field (#32) value within the MEDICATION INSTRUCTION file (#51).

- When a value is entered in the DOSING CHECK FREQUENCY field and NO drug(s) are entered in the DRUG(S) FOR DOSING CHK FREQ field, the Max Daily Dose Order Check will use the value in the DOSING CHECK FREQUENCY field to derive a frequency for all orders whose medication instruction is derived from the schedule.
- When a value is entered for DOSING CHECK FREQUENCY field and there are one or more drug(s) entered in the DRUG(S) FOR DOSING CHK FREQ field, the Max Daily Dose Order Check will ONLY use the value in DOSING CHECK FREQUENCY to derive a frequency if the order that has that medication instruction, derived from the schedule, also matches one of the drug(s) entered. If the drug found in the order does not match a drug listed in the DRUG(S) FOR DOSING CHK FREQ field, then the value of the DOSING CHECK FREQUENCY will not be used for the Max Daily Dose Order Check to derive a frequency.

Example 1: Medication Instruction File Add/Edit [PSSJU MI] Option

```
Select Pharmacy Data Management Option: MEDIC
  1 Medication Instruction Management
  2 Medication Routes Management
CHOOSE 1-2: 1 Medication Instruction Management

Select Medication Instruction Management Option: MEDIC
  1 Medication Instruction File Add/Edit
  2 Medication Instruction File Report
CHOOSE 1-2: 1 Medication Instruction File Add/Edit

Select MEDICATION INSTRUCTION NAME: QIDPC
  Lookup: NAME
QIDPC      FOUR TIMES A DAY AFTER MEALS & AT BEDTIME
      ...OK? Yes// (Yes)

NAME: QIDPC//
SYNONYM: QIDPCHS//
EXPANSION: FOUR TIMES A DAY AFTER MEALS & AT BEDTIME//
PLURAL:
INTENDED USE: IN & OUTPATIENT//
DOSING CHECK FREQUENCY: ?
  Answer must be 3-4 characters in length.

  The numeric limit is 99, except for the following formats:

  Q#W - Maximum 28 weeks allowed
  Q#L - Maximum 6 months allowed

  Enter '??' to view the available dosing check frequency formats
  for this field.

DOSING CHECK FREQUENCY: ??

  The DOSING CHECK FREQUENCY field takes priority over all other
  fields/values when determining frequency.

  PLEASE BE AWARE that the format of the frequency in this field must
  employ the format patterns of the vendor database, which always places
  the numeric value in the middle position of the medication instruction.
  In some cases an 'X' (symbol for 'times') must be entered as the first
  character, although it is still translated as the number of times per
  designated period.

  The text examples within the following brackets [] provide clarification
  of the literal medication instruction translation for the possible
  formats. Enter the dosing check frequency in one of the following
  specified formats (# represents a whole number):

  Q#H [every # hour(s), such as every 5 hours]

  Q#D [every # day(s), such as every 3 days]

  Q#W [every # week(s), such as every 5 weeks]

  Q#L [every # month(s), such as every 3 months]

  X#D [times per day, such as 17 times per day]

  X#W [times per week, such as 3 times per week]

  X#L [times per month, such as 4 times per month]

  Numeric value can be 1-2 characters.

DOSING CHECK FREQUENCY:
Select DRUG(S) FOR DOSING CHK FREQ: ?
  You may enter a new DRUG(S) FOR DOSING CHK FREQ, if you wish
```

Select a dispense drug to be associated with the dosing check frequency.

Answer with DRUG NUMBER, or GENERIC NAME, or VA PRODUCT NAME, or NATIONAL DRUG CLASS, or NDC, or APPLICATION PACKAGES' USE, or ATC MNEMONIC, or DRUG TEXT ENTRY, or SYNONYM

Do you want the entire 1804-Entry DRUG List? N (No)
Select DRUG(S) FOR DOSING CHK FREQ:??

You may enter a new DRUG(S) FOR DOSING CHK FREQ, if you wish

This field allows a dispense drug from the DRUG (#50) file to be associated with the DOSING CHECK FREQUENCY (#32) field value within the MEDICATION INSTRUCTION (#51) file.

When a value is entered for "DOSING CHECK FREQUENCY:" and NO drug(s) is entered for "Select DRUG(S) FOR DOSING CHK FREQ:", the dosing check will use the value for "DOSING CHECK FREQUENCY:" to derive a frequency for all orders that have that medication instruction.

When a value is entered for "DOSING CHECK FREQUENCY:" and a drug(s) is entered for "Select DRUG(S) FOR DOSING CHK FREQ:", the Daily Dose Order Check will ONLY use the value in "DOSING CHECK FREQUENCY:" to derive a frequency if the order that has that medication instruction also matches one of the drug(s) entered. If the drug found in the order does not match a drug listed in the DRUG(S) FOR DOSING CHK FREQ field, then the value of the DOSING CHECK FREQUENCY will not be used for the Daily Dose Order Check.

FREQUENCY (IN MINUTES): <Enter>

Select OLD MED INSTRUCTIONS NAME(S):<Enter>

The third field added by patch PSS*1*201, OLD MED INSTRUCTION NAME(S) (#33), is a multiple field which is automatically populated by the software when the user modifies the NAME field (#.01) of the medication instruction. Values can also be added to this field directly. More than one old med instruction name is allowed for a medication instruction. No two medication instructions can have the same old med instruction name. An old med instruction name must be unique among all NAME(S), SYNONYM(S) and other OLD MED INSTRUCTION NAME(S). The OLD MED INSTRUCTION NAME(S) field (#33) along with the SYNONYM field (#.5) will be used to lookup a schedule entered for an order to derive a frequency value for the Max Daily Dose Order Check.

Example 2: Edit Medication Instruction Name

The modified name 'FIT' is automatically added to the OLD MED INSTRUCTION NAME(S) multiple when the medication instruction name is edited to 'FITCH.'

```
Select Pharmacy Data Management Option: MED
  1 Medication Instruction Management
  2 Medication Routes Management
CHOOSE 1-2: 1 Medication Instruction Management
```

```
Select Medication Instruction Management Option: MED
  1 Med Instruction Med Term Route Report
  2 Medication Instruction File Add/Edit
  3 Medication Instruction File Report
CHOOSE 1-3: 2 Medication Instruction File Add/Edit
```

```
Select MEDICATION INSTRUCTION NAME: FIT
```

```
Lookup: NAME
```

```
FIT          FOR ITCHING
...OK? Yes// (Yes)
```

```
NAME: FIT// FITCH
```

```

SYNONYM:
EXPANSION: FOR ITCHING//
PLURAL:
INTENDED USE: IN & OUTPATIENT//
DOSING CHECK FREQUENCY:
Select DRUG(S) FOR DOSING CHK FREQ:
FREQUENCY (IN MINUTES):
Select OLD MED INSTRUCTION NAME(S):

Select MEDICATION INSTRUCTION NAME: FITCH
  Lookup: NAME
FITCH      FOR ITCHING
      ...OK? Yes//   (Yes)

NAME: FITCH//
SYNONYM:
EXPANSION: FOR ITCHING//
PLURAL:
INTENDED USE: IN & OUTPATIENT//
DOSING CHECK FREQUENCY:
Select DRUG(S) FOR DOSING CHK FREQ:
FREQUENCY (IN MINUTES):
Select OLD MED INSTRUCTION NAME(S): ?
  Answer with OLD MED INSTRUCTION NAME(S):
  FIT

      You may enter a new OLD MED INSTRUCTION NAME(S), if you wish
      Answer must be 1-9 characters in length.

```

Example : Attempt to add new Synonym with same name as existing Old Med Instruction Name in file

The action is blocked when a user attempts to add a new synonym with the same name as an existing old med instruction name in the file. A notification is displayed with the medication instruction name and internal entry number in parenthesis for which the duplicate old med instruction name exists.

Duplicate Old Med Instruction is found in another entry

```

Select MEDICATION INSTRUCTION NAME:   QIDHS  FOUR TIMES A DAY AND AT BEDTIME
NAME: QIDHS//
SYNONYM: QID&HS??
      Answer must be 1 to 9 characters in length, and must be unique among all
      NAME(S), SYNONYM(S), and OLD MED INSTRUCTION NAME(S).

      Duplicate exists in Old Med Instruction Name multiple for
      the entry QIDPC (96) in the file. Please enter a new name.
SYNONYM:

```

Duplicate Old Med Instruction is found in the entry the user is editing

```

Select MEDICATION INSTRUCTION NAME:   QIDHS  FOUR TIMES A DAY AND AT BEDTIME
NAME: QIDHS//
SYNONYM: 4XDHS??
      Answer must be 1 to 9 characters in length, and must be unique among all
      NAME(S), SYNONYM(S), and OLD MED INSTRUCTION NAME(S).

      Duplicate exists in Old Med Instruction Name multiple for
      this entry. Please enter a new name.
SYNONYM:

```

Example : Attempt to edit medication instruction name to match existing old med instruction name in file

A notification is displayed and the action is blocked when a user attempts to edit a medication instruction name to match an existing old med instruction name in the MEDICATION

INSTRUCTION file (#51). The same actions will take place if a user attempted to edit a synonym to match an existing old med instruction name in the file.

Duplicate Old Medication Instruction Name is found in entry user is editing

```
Select MEDICATION INSTRUCTION NAME: QIDHS    FOUR TIMES A DAY AND AT BEDTIME
NAME: QIDHS// 4XDHS??
    Answer must be 1 to 9 characters in length, and must be unique among all
    NAME(S), SYNONYM(S), and OLD MED INSTRUCTION NAME(S).

    A duplicate exists in the OLD MED INSTRUCTION NAME(S) multiple
    for this entry.
NAME: QIDHS//
```

Duplicate Old Schedule Name is found in another entry

```
Select MEDICATION INSTRUCTION NAME:    QIDHS    FOUR TIMES A DAY AND AT BEDTIME
NAME: QIDHS// QID&HS??
    Answer must be 1 to 9 characters in length, and must be unique among all
    NAME(S), SYNONYM(S), and OLD MED INSTRUCTION NAME(S).

    A duplicate exists in the OLD MED INSTRUCTION NAME(S) multiple
    for the entry QIDPC (96).
NAME: QIDHS//
```

Example : Attempt to directly enter Old Med Instruction Name that is a duplicate of an existing Old Med Instruction Name in file

If a user attempts to directly enter an old med instruction name that is a duplicate of an existing old med instruction name somewhere in the file, the action is blocked and a notification is displayed.

Duplicate Old Schedule Name is found in another entry

```
Select MEDICATION INSTRUCTION NAME:    QIDHS    FOUR TIMES A DAY AND AT BEDTIME
NAME: QIDHS//
SYNONYM:
EXPANSION: FOUR TIMES A DAY AND AT BEDTIME  Replace
OTHER LANGUAGE EXPANSION:
PLURAL:
INTENDED USE: IN & OUTPATIENT//
DOSING CHECK FREQUENCY:
Select DRUG(S) FOR DOSING CHK FREQ:
FREQUENCY (IN MINUTES):
Select OLD MED INSTRUCTION NAME(S): 4XDHS// 4XDHS
OLD MED INSTRUCTION NAME(S): 4XDHS// QID&HS??
    Answer must be 1-9 characters in length, and must be unique among all
    NAME(S), SYNONYM(S), and OLD MED INSTRUCTION NAME(S).

    Duplicate exists in Old Med Instruction Name multiple for
    the entry QIDPC (96) in the file.
OLD MED INSTRUCTION NAME(S): 4XDHS//
```

Duplicate Old Medication Instruction Name is found in entry user is editing

```
Select MEDICATION INSTRUCTION NAME:    QIDHS    FOUR TIMES A DAY AND AT BEDTIME
NAME: QIDHS//
SYNONYM:
EXPANSION: FOUR TIMES A DAY AND AT BEDTIME  Replace
OTHER LANGUAGE EXPANSION:
PLURAL:
INTENDED USE: IN & OUTPATIENT//
DOSING CHECK FREQUENCY:
Select DRUG(S) FOR DOSING CHK FREQ:
FREQUENCY (IN MINUTES):
Select OLD MED INSTRUCTION NAME(S): 4XHS// 4XHS
OLD MED INSTRUCTION NAME(S): 4XHS// 4XDHS??
```

Answer must be 1-9 characters in length, and must be unique among all NAME(S), SYNONYM(S), and OLD MED INSTRUCTION NAME(S).

Duplicate exists in Old Med Instruction Name multiple for this entry.

OLD MED INSTRUCTION NAME(S): 4XHS//

Example: Attempt to directly edit an old med instruction name to match an existing NAME field or SYNONYM field anywhere in the file

If a user attempts to directly edit an old med instruction name to match an existing NAME field or SYNONYM field anywhere in the MEDICATION INSTRUCTION file (#51), the action will be blocked and a notification displayed.

```
Select MEDICATION INSTRUCTION NAME: QIDHS FOUR TIMES A DAY AND AT BEDTIME
NAME: QIDHS//
SYNONYM: 4XHS
EXPANSION: FOUR TIMES A DAY AND AT BEDTIME Replace
OTHER LANGUAGE EXPANSION:
PLURAL:
INTENDED USE: IN & OUTPATIENT//
DOSING CHECK FREQUENCY:
Select DRUG(S) FOR DOSING CHK FREQ:
FREQUENCY (IN MINUTES):
Select OLD MED INSTRUCTION NAME(S): 4XDHS// 4XDHS
OLD MED INSTRUCTION NAME(S): 4XDHS// QIDHS??
    Answer must be 1-9 characters in length, and must be unique among all
    NAME(S), SYNONYM(S), and OLD MED INSTRUCTION NAME(S).

    An OLD MED INSTRUCTION NAME(S) entry cannot be the same as an
    existing NAME field.
OLD MED INSTRUCTION NAME(S): 4XDHS// 4XHS??
    Answer must be 1-9 characters in length, and must be unique among all
    NAME(S), SYNONYM(S), and OLD MED INSTRUCTION NAME(S).

    An OLD MED INSTRUCTION NAME(S) entry cannot be the same as an
    existing SYNONYM field.
OLD MED INSTRUCTION NAME(S): 4XDHS//
```

1.7.2 Medication Instruction File Report [PSS MED INSTRUCTION REPORT]

The *Medication Instruction File Report* [PSS MED INSTRUCTION REPORT] option provides a report of entries from the MEDICATION INSTRUCTION (#51) File that shows whether or not data has been entered in the FREQUENCY (IN MINUTES) (#31) Field.

The report can be run for all medication instructions or just the medication instructions without a frequency. If the report is run for only those medication instructions with a missing frequency and all medication instructions have a frequency, the report will display the message “No Medication Instructions found without frequencies.”

The report can be set to print in either an 80 or 132 column format.

PSS*1*201 enhances the *Medication Instruction File Report* [PSS MED INSTRUCTION REPORT] option to allow the display of data from three new fields; DOSING CHECK FREQUENCY field (#32), DRUG(S) FOR DOSING CHK FREQ field (#32.1) and OLD MED INSTRUCTION NAME(S) field (#33).

Example 1: User selects all medication instructions

```
Select Pharmacy Data Management Option: med
  1 Medication Instruction Management
  2 Medication Routes Management
CHOOSE 1-2: 1 Medication Instruction Management

Select Medication Instruction Management Option: MEDIC
  1 Medication Instruction File Add/Edit
  2 Medication Instruction File Report
CHOOSE 1-2: 2 Medication Instruction File Report

This report displays entries from the MEDICATION INSTRUCTION (#51) File. It
can be run for all Medication Instructions or only Medication Instructions
without a FREQUENCY (IN MINUTES). If a FREQUENCY (IN MINUTES) cannot be
determined for an order, the daily dosage check cannot occur for that order.

  Select one of the following:

      A      All Medication Instructions
      O      Only Medication Instructions with a missing frequency

Print All Medication Instructions, or Only Medication Instructions
without a frequency: A// All Medication Instructions

  Select one of the following:

      80      80 Column
      132     132 Column

Print report in 80 or 132 column format: 80// <ENTER> Column

DEVICE: HOME// <ENTER>
(Report follows)
```

```
MEDICATION INSTRUCTION FILE REPORT (All) PAGE: 1
-----
AD
      SYNONYM:
      EXPANSION: RIGHT EAR
OTHER LANGUAGE EXPANSION:
      PLURAL:
      INTENDED USE: OUTPATIENT ONLY
      DOSING CHECK FREQUENCY:
DRUG(S) FOR DOSING CHK FREQ:
      FREQUENCY (IN MINUTES):
OLD MED INSTRUCTION NAME(S):

BID
      SYNONYM:
      EXPANSION: TWICE A DAY
OTHER LANGUAGE EXPANSION:
      PLURAL:
      INTENDED USE: IN & OUTPATIENT
      DOSING CHECK FREQUENCY:
DRUG(S) FOR DOSING CHK FREQ:
      FREQUENCY (IN MINUTES): 720
OLD MED INSTRUCTION NAME(S):

FCP
      SYNONYM:
      EXPANSION: FOR CHEST PAIN
OTHER LANGUAGE EXPANSION:
      PLURAL:
      INTENDED USE: IN & OUTPATIENT
      DOSING CHECK FREQUENCY:
DRUG(S) FOR DOSING CHK FREQ:
      FREQUENCY (IN MINUTES):
```

OLD MED INSTRUCTION NAME(S) :

Q1HWA

SYNONYM:
EXPANSION: EVERY ONE HOUR WHILE AWAKE
OTHER LANGUAGE EXPANSION:
PLURAL:
INTENDED USE: OUTPATIENT ONLY
DOSING CHECK FREQUENCY: X12D
DRUG(S) FOR DOSING CHK FREQ:
FREQUENCY (IN MINUTES):
OLD MED INSTRUCTION NAME(S) :

Q12H

SYNONYM: Q12
EXPANSION: EVERY TWELVE HOURS
OTHER LANGUAGE EXPANSION:
PLURAL:
INTENDED USE: IN & OUTPATIENT
DOSING CHECK FREQUENCY:
DRUG(S) FOR DOSING CHK FREQ:
FREQUENCY (IN MINUTES): 720
OLD MED INSTRUCTION NAME(S) :

Q5M

SYNONYM:
EXPANSION: EVERY 5 MINUTES
OTHER LANGUAGE EXPANSION:
PLURAL:
INTENDED USE: IN & OUTPATIENT
DOSING CHECK FREQUENCY: X3D
DRUG(S) FOR DOSING CHK FREQ: NITROGLYCERIN 0.4MG TAB
FREQUENCY (IN MINUTES): 5
OLD MED INSTRUCTION NAME(S) :

Q46

SYNONYM: Q46H
EXPANSION: EVERY 4-6 HOURS
OTHER LANGUAGE EXPANSION:
PLURAL:
INTENDED USE: IN & OUTPATIENT
DOSING CHECK FREQUENCY:
DRUG(S) FOR DOSING CHK FREQ:
FREQUENCY (IN MINUTES): 240
OLD MED INSTRUCTION NAME(S) :

QDAILY

SYNONYM: QDAY
EXPANSION: EVERY 4-6 HOURS
OTHER LANGUAGE EXPANSION:
PLURAL:
INTENDED USE: IN & OUTPATIENT
DOSING CHECK FREQUENCY:
DRUG(S) FOR DOSING CHK FREQ:
FREQUENCY (IN MINUTES): 1440
OLD MED INSTRUCTION NAME(S) : QD

QIDAC

SYNONYM: QIDACHS
EXPANSION: FOUR TIMES A DAY BEFORE MEALS & AT BEDTIME
OTHER LANGUAGE EXPANSION:
PLURAL:
INTENDED USE: IN & OUTPATIENT
DOSING CHECK FREQUENCY:
DRUG(S) FOR DOSING CHK FREQ:
FREQUENCY (IN MINUTES): 288
OLD MED INSTRUCTION NAME(S) :

WM

```

                SYNONYM:
                EXPANSION: WITH MEALS
OTHER LANGUAGE EXPANSION:
                PLURAL:
                INTENDED USE: IN & OUTPATIENT
                DOSING CHECK FREQUENCY:
DRUG(S) FOR DOSING CHK FREQ:
                FREQUENCY (IN MINUTES):
OLD MED INSTRUCTION NAME(S):

End of Report

```

Example 2: User selects only medication instructions without a frequency defined

```

MEDICATION INSTRUCTIONS WITHOUT FREQUENCY REPORT                                PAGE: 1
-----
AC
                SYNONYM:
                EXPANSION: BEFORE MEALS
OTHER LANGUAGE EXPANSION:
                PLURAL:
                INTENDED USE: IN & OUTPATIENT
                DOSING CHECK FREQUENCY:
DRUG(S) FOR DOSING CHK FREQ:
                FREQUENCY (IN MINUTES):
OLD MED INSTRUCTION NAME(S):

AD
                SYNONYM:
                EXPANSION: RIGHT EAR
OTHER LANGUAGE EXPANSION:
                PLURAL:
                INTENDED USE: OUTPATIENT ONLY
                DOSING CHECK FREQUENCY:
DRUG(S) FOR DOSING CHK FREQ:
                FREQUENCY (IN MINUTES):
OLD MED INSTRUCTION NAME(S):

FCP
                SYNONYM:
                EXPANSION: FOR CHEST PAIN
OTHER LANGUAGE EXPANSION:
                PLURAL:
                INTENDED USE: IN & OUTPATIENT
                DOSING CHECK FREQUENCY:
DRUG(S) FOR DOSING CHK FREQ:
                FREQUENCY (IN MINUTES):
OLD MED INSTRUCTION NAME(S):

Q1HWA
                SYNONYM:
                EXPANSION: EVERY ONE HOUR WHILE AWAKE
OTHER LANGUAGE EXPANSION:
                PLURAL:
                INTENDED USE: OUTPATIENT ONLY
                DOSING CHECK FREQUENCY: X12D
DRUG(S) FOR DOSING CHK FREQ:
                FREQUENCY (IN MINUTES):
OLD MED INSTRUCTION NAME(S):

PC
                SYNONYM:
                EXPANSION: AFTER MEALS
OTHER LANGUAGE EXPANSION:
                PLURAL:
                INTENDED USE: IN & OUTPATIENT
                DOSING CHECK FREQUENCY:
DRUG(S) FOR DOSING CHK FREQ:
                FREQUENCY (IN MINUTES):
OLD MED INSTRUCTION NAME(S):

```



```

WM
          SYNONYM:
          EXPANSION: WITH MEALS
OTHER LANGUAGE EXPANSION:
          PLURAL:
          INTENDED USE: IN & OUTPATIENT
          DOSING CHECK FREQUENCY:
DRUG(S) FOR DOSING CHK FREQ:
          FREQUENCY (IN MINUTES):
OLD MED INSTRUCTION NAME(S): WME

End of Report.

```

Example 3: Result if all medication instructions have a frequency defined

```

MEDICATION INSTRUCTIONS WITHOUT FREQUENCY REPORT PAGE: 1
-----
No Medication Instructions found without frequencies

```

1.7.3 Med Instruction Med Term Route Report [PSS MED INST MED ROUTE REPORT]

The MEDICATION INSTRUCTION Name field (File #51) and MEDICATION ROUTES Abbreviation field (File #51.2) may have entries that use similar terminology and abbreviations but with different clinical meanings. The MED INSTRUCTION MED TERM ROUTE REPORT option identifies instances when a Name in the MEDICATION INSTRUCTION file matches an Abbreviation in the MEDICATION ROUTES file to facilitate review and correction of clinically inconsistent terminology between the two files. Local Pharmacy Informaticists should review and evaluate this report for possible corrective action to ensure that reports which use the expansion from the MEDICATION INSTRUCTION file are clinically valid when the data originates in the MEDICATION ROUTES file. Upon running the report, sites may visit the [SharePoint Discussion Board](#) site, to discuss the potential options for file management or to see previous site’s decisions on how similar entries were handled.

Patch PSS*1.0*245 adds the Med Instruction Med Term Route Report to the Medication Instruction Management menu (PSS MED INSTRUCTION MANAGEMENT) and the Medication Routes Management menu (PSS MEDICATION ROUTES MGMT).

```

Select Pharmacy Data Management Option: med
1 Medication Instruction Management
2 Medication Routes Management
CHOOSE 1-2: 1 Medication Instruction Management

Select Medication Instruction Management Option: MED
1 Med Instruction Med Term Route Report
2 Medication Instruction File Add/Edit
3 Medication Instruction File Report
CHOOSE 1-3: 1 Med Instruction Med Term Route Report

This report displays matches between the Medication Instruction file (#51)
and the Medication Routes file (#51.2) when a Name in the Medication
Instruction file matches an Abbreviation in the Medication Routes file.

DEVICE: HOME// HOME (CRT) Right Margin: 80//

```

MED INSTRUCTION MED ROUTE REPORT			Page: 1
NAME/ABBR	INSTR EXPANSION	ROUTE NAME	
AD	AS DIRECTED	RIGHT EAR	
INJ	BY INJECTION	INJECTABLE	
OD	IN RIGHT EYE	RIGHT EYE	
OS	IN LEFT EYE	LEFT EYE	
OU	IN EACH EYE	BOTH EYES	
PO	BY MOUTH	ORAL	
SC	SUBCUTANEOUS	SUBCUTANEOUS	
SL	UNDER TONGUE	SUBLINGUAL	
SQ	SUBCUTANEOUSLY	ORAL MISCELLANEOUS INTRAMUSCUL	

End of Report.
Press Return to continue:

1.8 Medication Routes Management [PSS MEDICATION ROUTES MGMT]

The *Medication Routes Management* [PSS MEDICATION ROUTES MGMT] menu contains 5 options that allow users to review and edit Local Medication Routes, request changes to Standard Medication Routes, and view a report of default med routes for orderable items.

1.8.1 Medication Route File Enter/Edit [PSS MEDICATION ROUTES EDIT]

The *Medication Route File Enter/Edit* [PSS MEDICATION ROUTES EDIT] option provides the ability to enter and edit data in the MEDICATION ROUTES file (#51.2). Medication routes may be designated for use in all packages or for use only in the National Drug File package. If an Outpatient Pharmacy expansion has been entered at the “OUTPATIENT EXPANSION” prompt, the Outpatient Pharmacy expansion portion of the medication route will appear as part of the SIG on the prescription label exactly as the Outpatient Pharmacy expansion was entered in MEDICATION ROUTES file (#51.2). The IV FLAG field (#6) in the MEDICATION ROUTES file (#51.2) is used to determine that the order can be processed through the IV portion of the Inpatient Medications package. The PROMPT FOR INJ. SITE IN BCMA field (#8) in the MEDICATION ROUTES file (#51.2) is used to send information to be displayed on the BCMA Virtual Due List and Coversheet and to verify whether the user should be prompted for an injection site. The DSPLY ON IVP/IVPB TAB IN BCMA? field (#9) in the MEDICATION ROUTES file (#51.2) is used to send information to be displayed on the BCMA IVP/IVPB Tab and Coversheet.

The *Medication Route File Enter/Edit* [PSS MEDICATION ROUTES EDIT] option allows the user to enter an interpretation of the OUTPATIENT EXPANSION field (#4) in a language other than English. PDM does not translate English terms into another language; instead, it allows the user to enter a translation of a term. If a value has not been entered in the OTHER LANGUAGE EXPANSION field (#4.1), PDM will default to the value entered in the OUTPATIENT EXPANSION field (#4). If no values exist in the OUTPATIENT EXPANSION field (#4) and OTHER LANGUAGE EXPANSION field (#4.1), the system will not display default values for those fields during CPRS or Outpatient Pharmacy prescription order entry processing. However, when building the SIG, Outpatient Pharmacy will default to the value the user input during order

entry. See Appendix G for a list of Spanish equivalents for some of the more common medication routes.

The *Medication Route File Enter/Edit* [PSS MEDICATION ROUTES EDIT] option allows the user to map/remap their Local Medication Routes that are marked for 'All Packages' to an active Standard Medication Route. This is the only option that allows a Standard Medication Route mapping to be deleted. When dosage checks are performed, the software will use this mapping to pass the equivalent FDB Route for the Local Medication Route that was specified in the medication order for the drug to the interface. If the Local Medication Route is not mapped, dosage checks will not be performed. A user will not be prompted to map to a Standard Medication Route if the Local Medication Route is not marked for 'All Packages.'

Example 1 demonstrates how to enter a new medication route. Note that if an entry has been mapped to a Standard Medication Route, the option to remap is offered. If an entry has *not* been mapped to a Standard Medication Route and the user bypasses the prompt without mapping, a warning is displayed that dosing checks will not be performed.

Example 1: Enter Medication Route File

```
Select Pharmacy Data Management Option: medication routes Management

Select Medication Routes Management Option: med
  1   Med Instruction Med Term Route Report
  2   Medication Route File Enter/Edit
  3   Medication Route Mapping History Report
  4   Medication Route Mapping Report
CHOOSE 1-4: 2 Medication Route File Enter/Edit

Select MEDICATION ROUTES NAME: SUBCUTANEOUS
  1   SUBCUTANEOUS          SC
  2   SUBCUTANEOUS          SQ
  3   SUBCUTANEOUS EPIDURAL CAUDAL          SC ED CAUD
  4   SUBCUTANEOUS INTRA-ARTICULAR          SC IA
  5   SUBCUTANEOUS INTRADERMAL          SC ID
Press <RETURN> to see more, '^' to exit this list, OR
CHOOSE 1-5: 1 SUBCUTANEOUS          SC
NAME: SUBCUTANEOUS// <ENTER>
ABBREVIATION: SC// <ENTER>
PACKAGE USE: ALL PACKAGES// <ENTER>
OUTPATIENT EXPANSION: <ENTER>
OTHER LANGUAGE EXPANSION: <ENTER>
IV FLAG: <ENTER>
PROMPT FOR INJ. SITE IN BCMA: <ENTER>
DSPLY ON IVP/IVPB TAB IN BCMA?: <ENTER>

Already mapped to:
Std Route: 'SUBCUTANEOUS'  FDB Route: 'SUBCUTANEOUS'

Do you want to remap to a different Standard Med Route? N// <ENTER>O

Mapping Remains Unchanged.

Select MEDICATION ROUTES NAME: DEEP IM

NAME: DEEP IM// <ENTER>
ABBREVIATION: <ENTER>
PACKAGE USE: All Packages
OUTPATIENT EXPANSION: <ENTER>
OTHER LANGUAGE EXPANSION: <ENTER>
IV FLAG: <ENTER>
PROMPT FOR INJ. SITE IN BCMA: <ENTER>
DSPLY ON IVP/IVPB TAB IN BCMA?: <ENTER>
```

```
STANDARD MEDICATION ROUTE: <ENTER>
```

```
*** No dosing checks will be performed on orders containing this local  
medication route until it is mapped to a standard medication route.***
```

Text can be entered to edit the existing entries for a medication route. Since no value exists in the OTHER LANGUAGE EXPANSION database and the user did not enter a translation, the OUTPATIENT EXPANSION value will print on the patient’s prescription label by default.

Example 2: Medication Route File Edit

```
Select MEDICATION ROUTES NAME: SUBLINGUAL SL  
NAME: SUBLINGUAL// <Enter>  
ABBREVIATION: SL// <Enter>  
PACKAGE USE: ALL PACKAGES// <Enter>  
OUTPATIENT EXPANSION: UNTIL DISSOLVED// UNDER THE TONGUE UNTIL DISSOLVED  
OTHER LANGUAGE EXPANSION: <Enter>  
IV FLAG: <Enter>  
PROMPT FOR INJ. SITE IN BCMA: <Enter>  
DSPLY ON IVP/IVPB TAB IN BCMA? <Enter>  
  
STANDARD MEDICATION ROUTE: <ENTER>
```

If the text to be replaced is more than 29 characters, the “REPLACE” prompt will automatically appear. Replacement text for shorter text entries may be entered after the double slashes. Some files may be set up to refuse deletions, depending on the site’s File Manager setup.

Example 3: Medication Route File Deletions Not Allowed

```
Select MEDICATION ROUTES NAME: NEW INHALATION MED ROUTE EXAMPLE NIMRE  
NAME: NEW INHALATION MED ROUTE EXAMPLE Replace @  
'DELETE ACCESS' REQUIRED!?!? Required  
NAME: NEW INHALATION MED ROUTE EXAMPLE Replace ... With <Enter>  
Replace <Enter>  
  
'DELETE ACCESS' REQUIRED!?!? Required  
NAME: NEW INHALATION MED ROUTE EXAMPLE Replace <Enter>  
ABBREVIATION: NIMRE// <Enter>  
PACKAGE USE: NATIONAL DRUG FILE ONLY// <Enter>  
OUTPATIENT EXPANSION: AS NEEDED// <Enter>  
OTHER LANGUAGE EXPANSION: <Enter>  
IV FLAG: <Enter>  
PROMPT FOR INJ. SITE IN BCMA: <Enter>  
DSPLY ON IVP/IVPB TAB IN BCMA? <Enter>
```

1.8.2 Medication Route Mapping Report [PSS MED ROUTE MAPPING REPORT]

The *Medication Route Mapping Report* [PSS MED ROUTE MAPPING REPORT] option displays the mapping between the Local Medication Route, the Standard Medication Route and the FDB Route for Medication Routes marked for ‘All Packages.’

The report can be limited to unmapped Local Medication Routes or can display all Local Medication Routes (that are marked for ‘All Packages’).

Totals are displayed at the end of the report for the number of all Local Medication Routes marked for ‘All Packages’ and the number of unmapped Local Medication Routes if the user

chooses to display all Local Medication Routes. If only unmapped Local Medication Routes are chosen, the total for the number of unmapped entries will be displayed.

The report is formatted for 132 column width and can be sent to the screen or printer.

Example 1: User selects all Local Medication Routes

```

Medication Route Mapping Report

This report will print Medication Route mapping information for Medication
Routes marked for All Packages in the PACKAGE USE (#3) Field of the MEDICATION
ROUTES (#51.2) File.

Select one of the following:

      A      ALL MEDICATION ROUTES
      O      ONLY UNMAPPED MEDICATION ROUTES

Enter 'A' for All Routes, 'O' for Only Unmapped Routes: O// ALL MEDICATION ROUTES

This report is designed for 132 column format!

DEVICE: HOME// <ENTER>

MEDICATION ROUTES MAPPING REPORT                                     Page: 1
MEDICATION ROUTES (File 51.2)      STANDARD ROUTE      FDB ROUTE
  OUTPATIENT EXPANSION
-----
BY MOUTH                           ORAL                ORAL
DENTAL                             DENTAL            DENTAL
EPIDURAL                           EPIDURAL          EPIDURAL
INTRA-URETHRAL                     URETHRAL          INTRA-URETHRAL
ORAL
  BY MOUTH

MEDICATION ROUTES MAPPING REPORT                                     Page: 2
MEDICATION ROUTES (File 51.2)      STANDARD ROUTE      FDB ROUTE
  OUTPATIENT EXPANSION
-----

TOTAL LOCAL MEDICATION ROUTES = 5
TOTAL UNMAPPED LOCAL MEDICATION ROUTES = 1

End of Report.

```

Example 2: User selects only unmapped Local Medication Routes

```

Medication Route Mapping Report

This report will print Medication Route mapping information for Medication
Routes marked for All Packages in the PACKAGE USE (#3) Field of the MEDICATION
ROUTES (#51.2) File.

Select one of the following:

      A      ALL MEDICATION ROUTES
      O      ONLY UNMAPPED MEDICATION ROUTES

```

```

Enter 'A' for All Routes, 'O' for Only Unmapped Routes: O// <ENTER> NLY UNMAPPED MEDICATION
ROUTES

    This report is designed for 132 column format!

DEVICE: HOME// <ENTER>

MEDICATION ROUTES
MAPPING EXCEPTION REPORT                                     Page: 1

MEDICATION ROUTES (File 51.2)
    OUTPATIENT EXPANSION
-----
BOTH EYES
    THIS IS A TEST

G TUBE

ORAL (BY MOUTH)
    BY MOUTH

SUBCUTANEOUS

MEDICATION ROUTES MAPPING EXCEPTION REPORT                                     Page: 2

MEDICATION ROUTES (File 51.2)
    OUTPATIENT EXPANSION
-----
TOTAL UNMAPPED MEDICATION ROUTES = 4

End of Report.

```

1.8.3 Medication Route Mapping History Report [PSS MED ROUTE MAPPING CHANGES]

The *Medication Route Mapping History Report* [PSS MED ROUTE MAPPING CHANGES] option tracks all mapping changes between Local Medication Routes and Standard Medication Routes. The report can be run for a single medication route or for all medication routes over a specified time frame.

Example 1: User selects single medication route

```
Select Enhanced Order Checks Setup Menu Option: Medication Route Mapping History Report
This report displays changes made to the mapping of Medication Routes in the MEDICATION
ROUTES (#51.2) File to Medication Routes in the STANDARD MEDICATION ROUTES (#51.23) File.
....Select one of the following:
.....S.....Single Med Route
.....A.....All Med Routes
Print report for a Single Med Route, or All Med Routes: S// <ENTER> Single Med Route
Select Med Route: BOTH EYES
....1...BOTH EYES.....OU
....2...BOTH EYES.....
CHOOSE 1-2: 1 - BOTH EYES.....OU
Beginning Date: T-30 (APR-28, -2008)
Ending Date: T (MAY-28, -2008)
DEVICE: HOME// <ENTER>
Medication Route mapping changes for BOTH EYES
made between APR-28, -2008 and MAY-28, -2008.....PAGE: 1
-----
Medication Route: BOTH EYES
.....Date/Time: MAY-28, -2008@09:57:58
.....Edited By: PHARMACIST, ONE
.....Old Value: ORAL
.....New Value: OPHTHALMIC
Medication Route: BOTH EYES
.....Date/Time: MAY-28, -2008@12:12:59
.....Edited By: PHARMACIST, ONE
.....Old Value: OPHTHALMIC
.....New Value: <no new value>
End of Report
```

This depicts a remapping from 'ORAL' to 'OPHTHALMIC'

This depicts a deletion of a Standard Medication Route mapping.

Example 2: User selects all medication routes

```
Select Enhanced Order Checks Setup Menu Option: Medication Route Mapping History Report
This report displays changes made to the mapping of Medication Routes in the
MEDICATION ROUTES (#51.2) File to Medication Routes in the STANDARD MEDICATION
ROUTES (#51.23) File.
Select one of the following:
Single Med Route
All Med Routes
Print report for a Single Med Route, or All Med Routes: S// All Med Routes
Beginning Date: T-365 (JAN-10, 2007)
Ending Date: T (JAN-10, 2008)
DEVICE: HOME// <ENTER>
Medication Route mapping changes for ALL Medication Routes Page: 1
made between JAN-10, 2007 and JAN-10, 2008
-----
Medication Route: BOTH-EARS
Date/time: JAN-9, 2008@15:18
Edited by: PHARMACIST, ONE
Old Value: BUCCAL
New Value: OTIC
Medication Route: BOTH-EYES
Date/time: NOV-30, 2007@13:01:20
Edited by: PHARMACIST, TWO
Old Value: ORAL
New Value: OPHTHALMIC
Medication Route: INTRADERMAL
Date/time: DEC-19, 2007@14:43:49
Edited by: AUTOMAPPED
Old Value: <no previous value>
New Value: INTRADERMAL
Medication Route: INTRAMUSCULAR
Date/time: JAN-9, 2008@15:23:20
Edited by: PHARMACIST, ONE
Old Value: EPIDURAL
New Value: <no new value>
End Of Report
```

This depicts a remapping from 'ORAL' to 'OPHTHALMIC'

This depicts a Local Medication Route which was automapped during the post-init.

1.8.4 Med Instruction Med Term Route Report [PSS MED INST MED ROUTE REPORT]

The MEDICATION INSTRUCTION Name field (File #51) and MEDICATION ROUTES Abbreviation field (File #51.2) may have entries that use similar terminology and abbreviations but with different clinical meanings. The MED INSTRUCTION MED TERM ROUTE REPORT option identifies instances when a Name in the MEDICATION INSTRUCTION file matches an Abbreviation in the MEDICATION ROUTES file to facilitate review and correction of clinically inconsistent terminology between the two files. Local Pharmacy Informaticists should review and evaluate this report for possible corrective action to ensure that reports which use the expansion from the MEDICATION INSTRUCTION file are clinically valid when the data originates in the MEDICATION ROUTES file. Upon running the report, sites may visit the [SharePoint Discussion Board](#) site, to discuss the potential options for file management or to see previous site's decisions on how similar entries were handled.

Patch PSS*1.0*245 adds the Med Instruction Med Term Route Report to the Medication Instruction Management menu (PSS MED INSTRUCTION MANAGEMENT) and the Medication Routes Management menu (PSS MEDICATION ROUTES MGMT).

```
Select Pharmacy Data Management Option: med
  1 Medication Instruction Management
  2 Medication Routes Management
CHOOSE 1-2: 2 Medication Routes Management

      Medication Route File Enter/Edit
      Medication Route Mapping Report
      Medication Route Mapping History Report
      Med Instruction Med Term Route Report
      Request Change to Standard Medication Route
      Default Med Route For OI Report

Select Medication Routes Management Option: MED Instruction
Med Term Route Report

This report displays matches between the Medication Instruction file (#51)
and the Medication Routes file (#51.2) when a Name in the Medication
Instruction file matches an Abbreviation in the Medication Routes file.

DEVICE: HOME// HOME (CRT) Right Margin: 80//

MED INSTRUCTION MED ROUTE REPORT Page: 1

NAME/ABBR INSTR EXPANSION ROUTE NAME
-----
AD AS DIRECTED RIGHT EAR
INJ BY INJECTION INJECTABLE
OD IN RIGHT EYE RIGHT EYE
OS IN LEFT EYE LEFT EYE
OU IN EACH EYE BOTH EYES
PO BY MOUTH ORAL
SC SUBCUTANEOUS SUBCUTANEOUS
SL UNDER TONGUE SUBLINGUAL
SQ SUBCUTANEOUSLY ORAL MISCELLANEOUS INTRAMUSCUL

End of Report.
Press Return to continue:
```

1.8.5 Request Change to Standard Medication Route [PSS MEDICATION ROUTE REQUEST]

The *Request Change to Standard Medication Route* [PSS MEDICATION ROUTE REQUEST] option was provided for users to request additions or changes to the STANDARD MEDICATION ROUTES file (#51.23). PSS*1*147 changes this option to now refer the requestor to a web site to make the request.

A list of all Standard Medication Routes and corresponding FDB Route mapping initially released with the PRE V.0.5 Pre-Release patch can be found in Appendix A of the *Pharmacy Reengineering (PRE) Version 0.5 Pre-Release Implementation Guide*. Since then, there have been additions pushed out by the New Term Rapid Turnaround (NTRT) process. For a complete listing use FileMan to print the NAME field (#.01) and FIRST DATABANK MED ROUTE field (#1) from the STANDARD MEDICATION ROUTES file (#51.23)

Example 1: Request Change to Standard Medication Route

```
Select Pharmacy Data Management Option: Request Change To Standard Medication Route  
Standard Medication Route requests must now be made at the following website:  
https://vaww.vashare.vha.va.gov/sites/ntrt/SitePages/Home.aspx  
Press Return to continue:
```

Standard Medication Routes File Update Notifications

Updates to the Standard Medication Route File are made by the New Term Rapid Turnaround (NTRT) process. Patch PSS*1*147 provides MailMan notifications to the mail group PSS ORDER CHECKS when changes occur. The following changes will generate a notification:

- Inactivation of a standard medication route
- Reactivation of a standard medication route
- Addition of a new standard medication route
- Change (add/delete/modify) to a FDB medication route mapping
- Change (add/delete/modify) to a replacement route for a standard medication route

Changes to a standard medication route that can result in an unmapping of a local medication route are:

- Inactivation of a standard medication route
- Change (add/delete/modify) to an FDB Medication Route Mapping

If a local medication route that is marked for 'All Packages' is unmapped, the software will attempt to do an automatic remapping to an active standard medication route. If the unmapping occurred due to an inactivation of the standard medication route and a replacement route is provided, the local medication route will be remapped to the new standard replacement route. If no replacement route was provided in the update, a defined set of business rules will be used to attempt an automatic remapping to another standard medication route.

The MailMan message will include the reason for notification, what was updated and will also include any automatic mapping activities that occurred from the local Medication Routes file to the Standard Medication Routes file.

Example 1: Addition of New Standard Medication Route

```
Subj: Standard Medication Route File Update [#136380] 08/21/09@09:58 64 lines
From: STANDARD MEDICATION ROUTE FILE PROCESSOR In 'IN' basket. Page 1 *New*
-----
The following entries have been added to the Standard Medication Routes
(#51.23) File:

    ENTERAL
    FDB Route: ORAL

The following entries have been inactivated in the Standard Medication
Routes (#51.23) File:

    (None)

The following entries have been reactivated in the Standard Medication
Routes (#51.23) File:

    (None)

The following entries in the Medication Routes (#51.2) File have been
mapped/remapped to a Standard Medication Route (#51.23) File entry.

    G-TUBE
    Previous Standard Route: ORAL
    New Standard Route: ENTERAL

PLEASE REVIEW, MAY REQUIRE YOUR ATTENTION!

The following entries in the Medication Routes (#51.2) File have been
unmapped from a Standard Medication Route (#51.23) File entry.

    (None)

The following entries in the Standard Medication Routes (#51.23) File have had
changes to the associated First DataBank Med Route and/or Replacement Term.

    (None)

The following entries in the Medication Routes (#51.2) File were to be
mapped/remapped to a Standard Medication Route (#51.23) File entry, but
could not occur because the Medication Route (#51.2) File entry was locked.

    J-TUBE
    Current Standard Route: ORAL
    Recommend mapping to Standard Route: ENTERAL

The following entries in the Medication Routes (#51.2) File were to be
unmapped from a Standard Medication Route (#51.23) File entry, but
could not occur because the Medication Route (#51.2) File entry was locked.

    (None)

Enter message action (in IN basket): Ignore //
```

Example 2: Inactivation of Standard Medication Routes; one with a Replacement Route and the other without

```
Subj: Standard Medication Route File Update [#136380] 08/21/09@09:58 64 lines
From: STANDARD MEDICATION ROUTE FILE PROCESSOR In 'IN' basket. Page 1 *New*
-----
```

The following entries have been added to the Standard Medication Routes (#51.23) File:

INTRA-URETHRAL
FDB Route: INTRA-URETHRAL

The following entries have been inactivated in the Standard Medication Routes (#51.23) File:

URETHRAL
FDB Route: INTRA-URETHRAL
Replacement Term: INTRA-URETHRAL
Replacement Term FDB Route: INTRA-URETHRAL
INTRAVITREAL
FDB Route: INTRAVITREAL
Replacement Term: (None)
Replacement Term FDB Route: (None)

The following entries have been reactivated in the Standard Medication Routes (#51.23) File:

(None)

The following entries in the Medication Routes (#51.2) File have been mapped/remapped to a Standard Medication Route (#51.23) File entry.

URETHRAL
Previous Standard Route: URETHRAL
New Standard Route: INTRA-URETHRAL

PLEASE REVIEW, MAY REQUIRE YOUR ATTENTION!

The following entries in the Medication Routes (#51.2) File have been unmapped from a Standard Medication Route (#51.23) File entry.

INTRAVITREAL
Previous Standard Route: INTRAVITREAL
New Standard Route: (None)

The following entries in the Standard Medication Routes (#51.23) File have had changes to the associated First DataBank Med Route and/or Replacement Term.

(None)

The following entries in the Medication Routes (#51.2) File were to be mapped/remapped to a Standard Medication Route (#51.23) File entry, but could not occur because the Medication Route (#51.2) File entry was locked.

(None)

The following entries in the Medication Routes (#51.2) File were to be unmapped from a Standard Medication Route (#51.23) File entry, but could not occur because the Medication Route (#51.2) File entry was locked.

(None)

Example 3: Remapping and Unmapping could not occur due to locked file

Subj: Standard Medication Route File Update [#136380] 08/21/09@09:58 64 lines
From: STANDARD MEDICATION ROUTE FILE PROCESSOR In 'IN' basket. Page 1 *New*

The following entries have been added to the Standard Medication Routes (#51.23) File:

INTRA-URETHRAL
FDB Route: INTRA-URETHRAL

The following entries have been inactivated in the Standard Medication

Routes (#51.23) File:

```
URETHRAL
  FDB Route: INTRA-URETHRAL
  Replacement Term: INTRA-URETHRAL
  Replacement Term FDB Route: INTRA-URETHRAL
INTRAVITREAL
  FDB Route: INTRAVITREAL
  Replacement Term: (None)
  Replacement Term FDB Route: (None)
```

The following entries have been reactivated in the Standard Medication Routes (#51.23) File:

(None)

The following entries in the Medication Routes (#51.2) File have been mapped/remapped to a Standard Medication Route (#51.23) File entry.

(None)

PLEASE REVIEW, MAY REQUIRE YOUR ATTENTION!

The following entries in the Medication Routes (#51.2) File have been unmapped from a Standard Medication Route (#51.23) File entry.

(None)

The following entries in the Standard Medication Routes (#51.23) File have had changes to the associated First DataBank Med Route and/or Replacement Term.

(None)

The following entries in the Medication Routes (#51.2) File were to be mapped/remapped to a Standard Medication Route (#51.23) File entry, but could not occur because the Medication Route (#51.2) File entry was locked.

```
URETHRAL
  Current Standard Route: URETHRAL
  Recommend mapping to Standard Route: INTRA-URETHRAL
```

The following entries in the Medication Routes (#51.2) File were to be unmapped from a Standard Medication Route (#51.23) File entry, but could not occur because the Medication Route (#51.2) File entry was locked.

```
INTRAVITREAL
  Current Standard Route: INTRAVITREAL
  New Standard Route: <delete mapping>
```

Enter message action (in IN basket): Ignore //

Example 4: Reactivated Standard Medication Route

```
Subj: Standard Medication Route File Update [#136380] 08/21/09@09:58 64 lines
From: STANDARD MEDICATION ROUTE FILE PROCESSOR In 'IN' basket. Page 1 *New*
```

The following entries have been added to the Standard Medication Routes (#51.23) File:

(None)

The following entries have been inactivated in the Standard Medication Routes (#51.23) File:

(None)

The following entries have been reactivated in the Standard Medication Routes (#51.23) File:

```
INTRADUCTAL
  FDB Route: INTRADUCTAL

The following entries in the Medication Routes (#51.2) File have been
mapped/remapped to a Standard Medication Route (#51.23) File entry.

  (None)

PLEASE REVIEW, MAY REQUIRE YOUR ATTENTION!

The following entries in the Medication Routes (#51.2) File have been
unmapped from a Standard Medication Route (#51.23) File entry.

  (None)

The following entries in the Standard Medication Routes (#51.23) File have had
changes to the associated First DataBank Med Route and/or Replacement Term.

  INTRADUCTAL
    Replacement Term: <deleted>

The following entries in the Medication Routes (#51.2) File were to be
mapped/remapped to a Standard Medication Route (#51.23) File entry, but
could not occur because the Medication Route (#51.2) File entry was locked.

  (None)

The following entries in the Medication Routes (#51.2) File were to be
unmapped from a Standard Medication Route (#51.23) File entry, but
could not occur because the Medication Route (#51.2) File entry was locked.

  (None)

Enter message action (in IN basket): Ignore //
```

1.8.6 Default Med Route for OI Report [PSS DEF MED ROUTE OI RPT]

The *Default Med Route for OI Report* [PSS DEF MED ROUTE OI RPT] option is listed on the *Medication Routes Management* [PSS MEDICATION ROUTES MGMT] menu. This report can be used to help identify the current default medication routes for the orderable items. The following is an example of the report.

- Patch PSS*1*153 added the ability to include printing the POSSIBLE MED ROUTES multiple (#11) of the PHARMACY ORDERABLE ITEM file (#50.7). If the DEFAULT MED ROUTE field (#.06) is populated then that value will be returned as the default value. If the DEFAULT MED ROUTE field (#.06) is not populated and the POSSIBLE MED ROUTES multiple (#11) is populated with a single entry and the USE DOSAGE FORM MED ROUTE LIST field (#10) is set to "NO," the single entry will be returned as the default value. If the DEFAULT MED ROUTE field (#.06) is not populated and the POSSIBLE MED ROUTES multiple (#11) is populated with more than one entry and the USE DOSAGE FORM MED ROUTE LIST field (#10) is set to "NO," no value will be returned as the default value. The med routes selection list in CPRS will be populated with all the medication routes associated with the orderable item's dosage form if the USE DOSAGE FORM MED ROUTE LIST field (#10) is set to "YES," otherwise it will be populated from the POSSIBLE MED ROUTES multiple (#11). These conditions are shown in the following table and examples are provided.

DEFAULT MED ROUTE FIELD POPULATED?	POSSIBLE MED ROUTES FIELD	USE DOSAGE FORM MED ROUTE LIST	VALUE RETURNED – MED ROUTES SELECTION IN CPRS
Y	N	N	DEFAULT MED ROUTE field (#.06) value
N	Single Entry	N	Single Entry
N	More Than One Entry	N	All med routes listed in the POSSIBLE MED ROUTES multiple (#11)
N	N	Y	All medication routes associated with orderable item's dosage form

Example 1: Default Med Route for Orderable Item Report [PSS DEF MED ROUTE OI RPT] Option

DEFAULT MED ROUTE FOR ORDERABLE ITEM REPORT			JUN 17, 2009		PAGE 1
OI NAME	DOSAGE FORM	ASSOCIATED ROUTES	DEFAULT ROUTE	POSSIBLE MED ROUTES	DRUG
IBERET	LIQUID	ORAL (BY MOUTH)			IBERET-500 ORAL
IBUPROFEN	TAB	ORAL (BY MOUTH)			IBUPROFEN 600MG
IDOXURIDINE	OINT, OPH	RIGHT EYE LEFT EYE BOTH EYES			IDOXURIDINE 0.5%
IMIPRAMINE	TAB	ORAL (BY MOUTH)			IMIPRAMINE 25MG IMIPRAMINE 50MG
INDOCYANINE	INJ, SOLN	INTRAMUSCULAR INTRAVENOUS	INTRAVENOUS		INDOCYANINE 25MG
INSULIN	INJ	INTRAMUSCULAR INTRAVENOUS ORAL SUBCUTANEOUS	INTRAVENOUS		INSULIN LENTE INSULIN NPH

1.9 Orderable Item Management [PSS ORDERABLE ITEM MANAGEMENT]

The *Orderable Item Management* sub-menu provides an option through which the Pharmacy Orderable Items are maintained.

1.9.1 Edit Orderable Items [PSS EDIT ORDERABLE ITEMS]

The *Edit Orderable Items* [PSS EDIT ORDERABLE ITEMS] option allows the user to enter and edit data in the PHARMACY ORDERABLE ITEM file (#50.7). If a Pharmacy Orderable Item Drug Text Entry is identified at the “OI-DRUG-TEXT” prompt, it will be viewable during medication order entry processes through CPRS, Outpatient Pharmacy, and Inpatient Medications. Pharmacy Orderable Item defaults can be entered for selected fields. These defaults will be displayed to the user during the medication order entry processes for all applications through which medication orders can be entered.

The *Edit Orderable Items* [PSS EDIT ORDERABLE ITEMS] option allows the user to enter a default medication route and med route selection list.

The default medication route for CPRS will be derived from the DEFAULT MED ROUTE field (#.06) of the PHARMACY ORDERABLE ITEM file (#50.7) if it is populated or from the POSSIBLE MED ROUTES multiple (#50.711) of the PHARMACY ORDERABLE ITEM file (#50.7) if it is populated with a single entry and the USE DOSAGE FORM MED ROUTE LIST field (#10) is set to "NO."

Additional med routes for selection in the drop-down list in CPRS will be derived from the POSSIBLE MED ROUTES multiple (#50.711) if the USE DOSAGE FORM MED ROUTE LIST field (#10) is set to "NO." Otherwise, the med routes associated with the orderable item's dosage form, MED ROUTE FOR DOSAGE FORM multiple (#50.6061) of the DOSAGE FORM file (#50.606) will be returned.

The method of deriving the appropriate medication routes listed above will be for Inpatient Medications unit dose orders, IV Fluids orders, and Outpatient Pharmacy orders entered via CPRS orders dialog.

Additionally, a report is available to view all current default medication routes as well as all possible med routes for the listed orderable items. See the section entitled *Default Med Route For OI Report* [PSSDEF MED ROUTE OI RPT].

Example 1: Edit Orderable Items with USE DOSAGE FORM MED ROUTE LIST field (#10) set to “NO”

```
Select Orderable Item Management Option:  Edit Orderable Items

Select PHARMACY ORDERABLE ITEM NAME:      INSULIN  INJ

    Orderable Item -> INSULIN
    Dosage Form    -> INJ

List all Drugs/Additives/Solutions tied to this Orderable Item? YES// Y  YES

    Orderable Item ->  INSULIN
    Dosage Form    ->  INJ

Dispense Drugs:
-----
INSULIN REGULAR U-100 INJ

Are you sure you want to edit this Orderable Item? NO//Y YES

Now editing Orderable Item:
    INSULIN  INJ
Orderable Item Name: INSULIN//

This Orderable Item is Formulary.

This Orderable Item is marked as a Non-VA Med.

Select OI-DRUG TEXT ENTRY:
INACTIVE DATE:
DAY (nD) or DOSE (nL) LIMIT:
DEFAULT MED ROUTE: SUBCUTANEOUS//

    List of med routes associated with the DOSAGE FORM of the orderable item:

        INTRAVENOUS
        INTRAMUSCULAR

    If you answer YES to the next prompt, the DEFAULT MED ROUTE (if populated)
    and this list (if populated) will be displayed as selectable med routes
    during medication ordering dialog. If you answer NO, the DEFAULT MED ROUTE
    (if populated) and POSSIBLE MED ROUTES list will be displayed instead.

USE DOSAGE FORM MED ROUTE LIST: N  NO

    List of Possible Med Routes associated with the orderable item:

        INTRAVENOUS

Select POSSIBLE MED ROUTES: ORAL
1  ORAL          PO
2  ORAL (BY MOUTH)      PO
3  ORAL INHALATION      ORALINHL
4  ORAL INTRADERMAL PERIOSTEAL      ORALID PER
5  ORAL INTRAMUSCULAR      ORALIM
Press <RETURN> to see more, '^' to exit this list, OR
CHOOSE 1-5: 1  ORAL          PO
```

```

The selected entry does not match any of the dosage form med routes.
Are you adding 'ORAL' as a new POSSIBLE MED ROUTE? NO// YES

Select POSSIBLE MED ROUTES:
SCHEDULE TYPE:
SCHEDULE:
HIGH RISK/HIGH ALERT
PROMPT FOR REMOVAL IN BCMA
RESPIRATORY THERAPY DRUG?:
PATIENT INSTRUCTIONS:
MOST COMMON INDICATION FOR USE:
Select INDICATIONS FOR USE:

Select SYNONYM:

```

Example 2: Edit Orderable Items with USE DOSAGE FORM MED ROUTE LIST field (#10) set to “NO” and there are no Default Med Route nor Possible Med Routes

```

Select PHARMACY ORDERABLE ITEM NAME:      INSULIN  INJ

      Orderable Item -> INSULIN
      Dosage Form    -> INJ

List all Drugs/Additives/Solutions tied to this Orderable Item? YES// NO

Are you sure you want to edit this Orderable Item? NO// YES

      Now editing Orderable Item:
      INSULIN  INJ
Orderable Item Name: INSULIN//

This Orderable Item is Formulary.

This Orderable Item is marked as a Non-VA Med.

Select OI-DRUG TEXT ENTRY:
INACTIVE DATE:
DAY (nD) or DOSE (nL) LIMIT:
DEFAULT MED ROUTE:

      List of med routes associated with the DOSAGE FORM of the orderable item:

      INTRAVENOUS
      INTRAMUSCULAR
      ORAL INTRAMUSCULAR

If you answer YES to the next prompt, the DEFAULT MED ROUTE (if populated)
and this list (if populated) will be displayed as selectable med routes
during medication ordering dialog. If you answer NO, the DEFAULT MED ROUTE
(if populated) and POSSIBLE MED ROUTES list will be displayed instead.

USE DOSAGE FORM MED ROUTE LIST: NO//

POSSIBLE MED ROUTES:
You have not selected ANY med routes to display during order entry. In
order to have med routes displayed during order entry, you must either
define a DEFAULT MED ROUTE and/or at least one POSSIBLE MED ROUTE, or
answer YES to the USE DOSAGE FORM MED ROUTE LIST prompt.

**WITH THE CURRENT SETTINGS, NO MED ROUTES WILL DISPLAY FOR SELECTION
DURING ORDER ENTRY FOR THIS ORDERABLE ITEM**

The current setting is usually only appropriate for supply items.
Continue with no med routes displaying for selection during order entry? NO// YE
S

SCHEDULE TYPE:
SCHEDULE:

```

```
RESPIRATORY THERAPY DRUG?:
PATIENT INSTRUCTIONS:
OTHER LANGUAGE INSTRUCTIONS:
MOST COMMON INDICATION FOR USE:
Select INDICATIONS FOR USE:

Select SYNONYM:
```

Example 3: Edit Orderable Items with USE DOSAGE FORM MED ROUTE LIST field (#10) set to “YES”

```
Select PHARMACY ORDERABLE ITEM NAME:    INSULIN  INJ

    Orderable Item -> INSULIN
    Dosage Form    -> INJ
List all Drugs/Additives/Solutions tied to this Orderable Item? YES// Y  YES

    Orderable Item ->  INSULIN
    Dosage Form    ->  INJ

Dispense Drugs:
INSULIN REGULAR U-100 INJ

-----

Are you sure you want to edit this Orderable Item? NO//Y YES

    Now editing Orderable Item:
    INSULIN  INJ
Orderable Item Name: INSULIN//

This Orderable Item is Formulary.

This Orderable Item is marked as a Non-VA Med.

Select OI-DRUG TEXT ENTRY:
INACTIVE DATE:
DAY (nD) or DOSE (nL) LIMIT:
DEFAULT MED ROUTE: SUBCUTANEOUS//

List of med routes associated with the DOSAGE FORM of the orderable item:

    INTRAVENOUS
    INTRAMUSCULAR

If you answer YES to the next prompt, the DEFAULT MED ROUTE (if populated)
and this list (if populated) will be displayed as selectable med routes
during medication ordering dialog. If you answer NO, the DEFAULT MED ROUTE
(if populated) and POSSIBLE MED ROUTES list will be displayed instead.

USE DOSAGE FORM MED ROUTE LIST: Y  YES
SCHEDULE TYPE:
SCHEDULE:
HIGH RISK/HIGH ALERT
PROMPT FOR REMOVAL IN BCMA
RESPIRATORY THERAPY DRUG?:
PATIENT INSTRUCTIONS:
MOST COMMON INDICATION FOR USE:
Select INDICATIONS FOR USE:

Select SYNONYM:
```

If the orderable item being edited is matched to any dispense drugs that are in VA drug classes IM100 through IM900, an additional prompt will appear to permit mapping for the orderable item to an associated immunization file entry. This feature is introduced with the Immunizations Documentation by BCMA application in patches PSS*1*141 and PSB*3*47.

Example: Editing Immunization-Related Pharmacy Orderable Items

```
Select PHARMACY ORDERABLE ITEM NAME: INFLUENZA INFLUENZA INJ

Orderable Item -> INFLUENZA
Dosage Form -> INJ

List all Drugs/Additives/Solutions tied to this Orderable Item? YES// <Enter>

Orderable Item -> INFLUENZA
Dosage Form -> INJ

Dispense Drugs:
-----
INFLUENZA VACCINE

Are you sure you want to edit this Orderable Item? NO// YES

Now editing Orderable Item:
INFLUENZA INJ
Orderable Item Name: INFLUENZA// <Enter>

This Orderable Item is Formulary.

This Orderable Item is marked as a Non-VA Med.

Select OI-DRUG TEXT ENTRY: <Enter>
INACTIVE DATE: <Enter>
DAY (nD) or DOSE (nL) LIMIT: <Enter>
DEFAULT MED ROUTE: <Enter>

List of med routes associated with the DOSAGE FORM of the orderable item:

INTRAVENOUS
INTRAMUSCULAR

If you answer YES to the next prompt, the DEFAULT MED ROUTE (if populated)
and this list (if populated) will be displayed as selectable med routes
during medication ordering dialog. If you answer NO, the DEFAULT MED ROUTE
(if populated) and POSSIBLE MED ROUTES list will be displayed instead.

USE DOSAGE FORM MED ROUTE LIST: NO// Y YES
SCHEDULE TYPE: <Enter>
SCHEDULE: <Enter>
HIGH RISK/HIGH ALERT: <Enter>
PROMPT FOR REMOVAL IN BCMA: <Enter>
RESPIRATORY THERAPY DRUG?:
PATIENT INSTRUCTIONS: <Enter>
MOST COMMON INDICATION FOR USE:
Select INDICATIONS FOR USE:

Note: The ASSOCIATED IMMUNIZATION field (#9) is only presented when at least one of the dispense drugs tied
to the selected orderable item is in a VA Drug Class in the IM100 to IM900 range. Immunizations are typically found
in VA Drug Classes M100, IM105, IM109, IM700 or IM900.

ASSOCIATED IMMUNIZATION: INFLUENZA FLU,3 YRS INFLUENZA

Select SYNONYM: <Enter>
```

The patch PSS*1*191 enhancement allows users to designate transdermal patches and other orderable items that warrant removal, e.g., nitroglycerin paste, which will trigger an Alert in BCMA for removal. A **PROMPT FOR REMOVAL IN BCMA** Field (#12) has been added to the local Pharmacy Orderable Item File (#50.7).

To set the values for PROMPT FOR REMOVAL IN BCMA (Field #12) in the local PHARMACY ORDERABLE ITEM File (#50.7) (i.e., using PSS EDIT ORDERABLE ITEMS), complete the steps shown in the example below:

The PROMPT FOR REMOVAL IN BCMA Field (#12) provides the following qualifying codes:

Choose from:

- 0 No Removal Required
 - 1 Removal at Next Administration
 - 2 Removal Period Optional Prior to Next Administration
 - 3 Removal Period Required Prior to Next Administration
- a. NULL/0 = No Removal Required. Duration of Administration field does not display when the Pharmacist is finishing the order. This is consistent with existing functionality for tablets, capsules and other unit dose medications not requiring removal.
 - b. 1 = Removal at Next Administration. Duration of Administration field does not display when the Pharmacist is finishing the order. BCMA user will be prompted for removal automatically at next administration.
 - c. 2 = Removal Period Optional Prior to Next Administration. The Pharmacist is prompted for Duration of Administration when finishing the order; however, this field is optional/not required to finish the order. If Duration of Administration is entered by the Pharmacist finishing the order, the BCMA user will be prompted for removal when the Duration of Administration has ended. If no Duration of Administration is entered, BCMA user will be prompted for removal at next administration.
 - d. 3 = Removal Period Required Prior to Next Administration. The Pharmacist is prompted for Duration of Administration, which is required to finish the order. BCMA user will be prompted for removal after the Duration of Administration has ended.



Note: PSS*1*191 also added the HIGH RISK/HIGH ALERT prompt to this option, which was inadvertently missed in patch PSS*1*172.

Example 5 (Modify Pharmacy Orderable Item File with Dosage Form Containing the Word “PATCH”):

Select OPTION NAME: PSS EDIT ORDERABLE ITEMS Edit Orderable Items
Edit Orderable Items

This option enables you to edit Orderable Item names, Formulary status,
drug text, Inactive Dates, and Synonyms.

Select PHARMACY ORDERABLE ITEM NAME: NITROGLYCERIN

- 1 NITROGLYCERIN CAP,SA
- 2 NITROGLYCERIN INJ,SOLN
- 3 NITROGLYCERIN OINT,TOP 08-17-15
- 4 NITROGLYCERIN PATCH
- 5 NITROGLYCERIN TAB,SUBLINGUAL

Press <RETURN> to see more, '^' to exit this list, OR
CHOOSE 1-5: **4 NITROGLYCERIN PATCH**

Orderable Item -> NITROGLYCERIN
Dosage Form -> PATCH

List all Drugs/Additives/Solutions tied to this Orderable Item? YES//

Orderable Item -> NITROGLYCERIN
Dosage Form -> PATCH

Dispense Drugs:

NITROGLYCERIN 0.4MG/HR PATCH
NITROGLYCERIN 0.2MG/HR PATCH
NITROGLYCERIN 0.6MG/HR PATCH
NEWITEM2

Are you sure you want to edit this Orderable Item? NO// **Y YES**

Now editing Orderable Item:
NITROGLYCERIN PATCH
Orderable Item Name: NITROGLYCERIN//

This Orderable Item is Formulary.

This Orderable Item is marked as a Non-VA Med.

Select OI-DRUG TEXT ENTRY:
INACTIVE DATE:
DAY (nD) or DOSE (nL) LIMIT:
DEFAULT MED ROUTE: TRANSDERMAL//

List of med routes associated with the DOSAGE FORM of the orderable item:

NO MED ROUTE DEFINED

If you answer YES to the next prompt, the DEFAULT MED ROUTE (if populated) and this list (if populated) will be displayed as selectable med routes during medication ordering dialog. If you answer NO, the DEFAULT MED ROUTE (if populated) and POSSIBLE MED ROUTES list will be displayed instead.

USE DOSAGE FORM MED ROUTE LIST: YES//
The following Med Routes will now be displayed during order entry:
TRANSDERMAL

SCHEDULE TYPE: CONTINUOUS//
SCHEDULE: Q24H//
HIGH RISK/HIGH ALERT: WITNESS REQUIRED IN BCMA-HIGH RISK/ALERT //
PROMPT FOR REMOVAL IN BCMA: Removal Period Required Prior to Next Administration // ?

ENTRY OF 1, 2 OR 3 IS REQUIRED FOR DOSAGE FORM PATCH.
Enter the value that applies to this orderable item.
Choose from:

- 1 Removal at Next Administration
- 2 Removal Period Optional Prior to Next Administration
- 3 Removal Period Required Prior to Next Administration

PROMPT FOR REMOVAL IN BCMA: Removal Period Required Prior to Next Administration
// ??

ENTRY OF 1, 2 OR 3 IS REQUIRED FOR DOSAGE FORM PATCH.
Enter the value that applies to this orderable item.
This field will allow for the following values.

NULL/0 = No Removal Required. Duration of Administration field does not display when Pharmacist is finishing the order. This is consistent with existing functionality for tablets, capsules and other unit dose medications not requiring removal.

1 = Removal at Next Administration. Duration of Administration field does not display when pharmacist is finishing the order. BCMA user will be prompted for removal automatically at next administration.

2 = Removal Period Optional Prior to Next Administration. Pharmacist is prompted for Duration of Administration when finishing the order; however, this field is optional/not required to finish the order. If Duration of Administration is entered by the pharmacist finishing the order, the BCMA user will be prompted for removal when the Duration of Administration has ended. If no Duration of Administration is entered, BCMA user will be prompted for removal at next administration.

3 = Removal Period Required Prior to Next Administration. Pharmacist is prompted for Duration of Administration, which is required to finish the order. BCMA user will be prompted for removal after the Duration of Administration has ended.

Choose from:

- 1 Removal at Next Administration
- 2 Removal Period Optional Prior to Next Administration
- 3 Removal Period Required Prior to Next Administration

PROMPT FOR REMOVAL IN BCMA: Removal Period Required Prior to Next Administration
// 2 Removal Period Optional Prior to Next Administration

RESPIRATORY THERAPY DRUG?:
PATIENT INSTRUCTIONS:
OTHER LANGUAGE INSTRUCTIONS:
MOST COMMON INDICATION FOR USE:
Select INDICATIONS FOR USE:

Select SYNONYM:

Select PHARMACY ORDERABLE ITEM NAME:

Example 6 (Modify Pharmacy Orderable Item File with Dosage Form Not Containing the Word "PATCH"):

```
Select OPTION NAME: PSS EDIT ORDERABLE ITEMS          Edit Orderable Items
Select PHARMACY ORDERABLE ITEM NAME:  ACETAMINOPHEN  TAB

Orderable Item -> ACETAMINOPHEN
Dosage Form     -> TAB

List all Drugs/Additives/Solutions tied to this Orderable Item? YES//

Orderable Item -> ACETAMINOPHEN
Dosage Form     -> TAB

Dispense Drugs:
-----
ACETAMINOPHEN 1000MG TABLET
ACETAMINOPHEN 325MG C.T.
ACETAMINOPHEN 325MG TABLET
ACETAMINOPHEN 325MG CT
ACETAMINOPHEN                                (A)

Are you sure you want to edit this Orderable Item? NO// YES

Now editing Orderable Item:
ACETAMINOPHEN  TAB
Orderable Item Name: ACETAMINOPHEN//

This Orderable Item is Formulary.

This Orderable Item is marked as a Non-VA Med.

Select OI-DRUG TEXT ENTRY:
INACTIVE DATE:
DAY (nD) or DOSE (nL) LIMIT: 5D//
DEFAULT MED ROUTE: ORAL (BY MOUTH)//

List of med routes associated with the DOSAGE FORM of the orderable item:

NO MED ROUTE DEFINED

If you answer YES to the next prompt, the DEFAULT MED ROUTE (if populated)
and this list (if populated) will be displayed as selectable med routes
during medication ordering dialog. If you answer NO, the DEFAULT MED ROUTE
(if populated) and POSSIBLE MED ROUTES list will be displayed instead.

USE DOSAGE FORM MED ROUTE LIST: YES//
The following Med Routes will now be displayed during order entry:
ORAL (BY MOUTH)

SCHEDULE TYPE: FILL ON REQUEST//
SCHEDULE: Q8H//
HIGH RISK/HIGH ALERT: HIGH RISK/ALERT-NO WITNESS REQUIRED IN BCMA  //
PROMPT FOR REMOVAL IN BCMA: 0// ?

Enter the value that applies to this orderable item.
Choose from:
0      No Removal Required
1      Removal at Next Administration
2      Removal Period Optional Prior to Next Administration
3      Removal Period Required Prior to Next Administration
PROMPT FOR REMOVAL IN BCMA: 0// ??

Enter the value that applies to this orderable item.
This field will allow for the following values.

NULL/0 = No Removal Required. Duration of Administration field
does not display when Pharmacist is finishing the order. This is
consistent with existing functionality for tablets, capsules and
other unit dose medications not requiring removal.
```


1 = Removal at Next Administration. Duration of Administration field does not display when pharmacist is finishing the order. BCMA user will be prompted for removal automatically at next administration.

2 = Removal Period Optional Prior to Next Administration. Pharmacist is prompted for Duration of Administration when finishing the order; however, this field is optional/not required to finish the order. If Duration of Administration is entered by the pharmacist finishing the order, the BCMA user will be prompted for removal when the Duration of Administration has ended. If no Duration of Administration is entered, BCMA user will be prompted for removal at next administration.

3 = Removal Period Required Prior to Next Administration. Pharmacist is prompted for Duration of Administration, which is required to finish the order. BCMA user will be prompted for removal after the Duration of Administration has ended.

Choose from:

- 0 No Removal Required
- 1 Removal at Next Administration
- 2 Removal Period Optional Prior to Next Administration
- 3 Removal Period Required Prior to Next Administration

PROMPT FOR REMOVAL IN BCMA: 0// 0 No Removal Required

RESPIRATORY THERAPY DRUG?:

PATIENT INSTRUCTIONS: TAKE ONE TABLET EVERY 8 HOURS AS NEEDED FOR PAIN.

Replace

OTHER LANGUAGE INSTRUCTIONS:

MOST COMMON INDICATION FOR USE:

Select INDICATIONS FOR USE:

Select SYNONYM:

Select PHARMACY ORDERABLE ITEM NAME:

If the Dosage Form containing the word “PATCH” is associated with the orderable item and the user attempts to enter a value of 0, the following message displays indicating the entry is not valid:

Example (Message When Attempting to Enter 0 for Orderable Item Containing the Word “PATCH”):

```
PROMPT FOR REMOVAL IN BCMA: Removal Period Optional Prior to Next Administration
// 0
Enter the value that applies to this orderable item.
Choose from:

1      Removal at Next Administration
2      Removal Period Optional Prior to Next Administration
3      Removal Period Required Prior to Next Administration
PROMPT FOR REMOVAL IN BCMA: Removal Period Optional Prior to Next Administration
//
```

If the Dosage Form containing the word “PATCH” is associated with the orderable item and the user attempts to delete an existing entry (i.e., using “@” command), the following message displays indicating the entry is not valid:

Example (Message When Attempting to Delete Removal When Dosage Form Contains the Word “PATCH”):

```
PROMPT FOR REMOVAL IN BCMA: Removal Period Optional Prior to Next Administration
// @
ENTRY OF 1, 2 OR 3 IS REQUIRED FOR DOSAGE FORM PATCH.
Enter the value that applies to this orderable item.
Choose from:
..1      Removal at Next Administration
  2      Removal Period Optional Prior to Next Administration
..3      Removal Period Required Prior to Next Administration
PROMPT FOR REMOVAL IN BCMA: Removal Period Optional Prior to Next Administration
//
```

If the Dosage Form associated with the orderable item does NOT contain the word “PATCH”, and the user attempts to enter a value of 1, 2 or 3, the following message displays requesting that the user confirm their entry.

- If the user responds with No (the default), as for a medication that does not require removal (e.g. tablet, capsule, etc.), the value they entered is not accepted, as in this example:

Example (Message When Attempting to Enter Removal Value for Medication Not Requiring Removal):

```
PROMPT FOR REMOVAL IN BCMA: 1 Removal at Next Administration

The dosage form for this orderable item is not PATCH.
Are you sure you want to designate this medication as requiring removal? N// N
No Changes were recorded.
```

- If the user responds with Yes, as for a medication that requires removal that is not a transdermal patch (e.g., Nitroglycerin ointment or paste), the value they entered is accepted, as in this example:

Example 7 (Message When Attempting to Enter Removal Value for Medication That Is Not Patch But Does Require Removal):

```
PROMPT FOR REMOVAL IN BCMA: 2 Removal Period Optional Prior to Next Administration

The dosage form for this orderable item is not PATCH.
Are you sure you want to designate this medication as requiring removal? N// Y
YES
```

Upon installation of PSS*1*191, the new PROMPT FOR REMOVAL IN BCMA field initially has a value of NULL for all orderable items (active or inactive), and a post-install routine sets the PROMPT FOR REMOVAL IN BCMA field to a value of 1 for all orderable items with Dosage Form containing the word “PATCH”.

Subsequent to the PSS*1*191 installation, site representatives such as the Pharmacy ADPACs need to determine which orderable items should have the new PROMPT FOR REMOVAL IN BCMA field set to a value of 2 or 3. A post-install report included in this patch produces output that consists of a list of items from the Pharmacy Orderable Item File (#50.7) where the Dosage Form associated with the orderable item is “PATCH” and the PROMPT FOR REMOVAL IN BCMA field was set to 1. The output from this report is sent to VistA Email addresses for users with the PSJU MGR and PSJI MGR keys. The report contains the type of information shown in the example below:

Example (PSS*1*191 Post-Install Report):

```

Subj: PHARMACY ORDERABLE ITEM MANAGEMENT [#123456] 07/14/15@16:49 16 lines
From: LASTNAME, FIRSTNAME In 'IN' basket. Page 1
-----
The following Orderable Items have the Dosage Form Patch and
the Prompt for Removal in BCMA field was updated to a value
of 1 by Patch PSS*1*191
-----
ORDERABLE ITEM                INACTIVE    DISPENSE DRUG
NAME - DOSAGE FORM           DATE        NAME                IEN
-----
FENTANYL - PATCH              NONE        FENTANYL 12.5MCG/HR PATCH 10024
                                FENTANYL 25MCG/HR PATCH 10031
                                FENTANYL 50MCG/HR PATCH 10026
                                FENTANYL 75MCG/HR PATCH 10018
FENTANYL 25MG PATCH - PATCH   5/29/2015  FENTANYL 125MCG/HR PATC 10025
TESTOSTERONE - PATCH, BUCCAL  NONE        TESTOSTERONE 30MG PATCH, B 10066
    
```

Patch PSS*1*204 adds two new fields to the PHARMACY ORDERABLE ITEM (#50.7) file which are INDICATIONS FOR USE (#13) and MOST COMMON INDICATION FOR USE (#14).

Patch PSS*1*242 adds new fields OTHER MOST COMMON INDICATION (#14.1) and OTHER LANGUAGE INDICATIONS (#14.2) to support other languages. The OTHER MOST COMMON INDICATION field will display as OTHER LANGUAGE MOST COMMON INDICATION.

These fields are editable via the Edit Orderable Items [PSS EDIT ORDERABLE ITEMS], Dispense Drug/Orderable Item Maintenance [PSS MAINTAIN ORDERABLE ITEMS], and Drug Enter/Edit [PSS DRUG ENTER/EDIT] options.

The INDICATIONS FOR USE and OTHER LANGUAGE INDICATIONS fields are a multiple that contains all of the available indications/other language indications for use for an orderable item. The MOST COMMON INDICATION FOR USE field contains the most common indication for use and the OTHER MOST COMMON INDICATION FOR USE field contains the other language most common indication for the orderable item. It does not need to exist in the INDICATIONS FOR USE (#13) field. Entries in these fields must be 3-40 characters in length.

If these fields are populated, the most common indication will display as the first choice in the list of indications during medication order entry.

Example (PSS*1*204 new INDICATIONS FOR USE and MOST COMMON INDICATION FOR USE fields, PSS*1*242 new OTHER MOST COMMON INDICATION FOR USE and OTHER INDICATIONS FOR USE fields):

```

Select OPTION NAME:      PSS EDIT ORDERABLE ITEMS      Edit Orderable Items
Edit Orderable Items

This option enables you to edit Orderable Item names, Formulary status,
drug text, Inactive Dates, Indications for Use, and Synonyms.

Select PHARMACY ORDERABLE ITEM NAME:      SIMVASTATIN      TAB

Orderable Item -> SIMVASTATIN
    
```

```

Dosage Form      -> TAB

List all Drugs/Additives/Solutions tied to this Orderable Item? YES//

    Orderable Item -> SIMVASTATIN
    Dosage Form    -> TAB

Dispense Drugs:
-----
SIMVASTATIN 40MG TAB
SIMVASTATIN 10MG TAB
SIMVASTATIN 20MG TAB
SIMVASTATIN 5MG TAB
SIMVASTATIN 80MG TAB

Are you sure you want to edit this Orderable Item? NO// YES

    Now editing Orderable Item:
    SIMVASTATIN TAB
Orderable Item Name: SIMVASTATIN//

This Orderable Item is Formulary.

This Orderable Item is marked as a Non-VA Med.

Select OI-DRUG TEXT ENTRY:
INACTIVE DATE:
DAY (nD) or DOSE (nL) LIMIT:
DEFAULT MED ROUTE: ORAL (BY MOUTH)//

List of med routes associated with the DOSAGE FORM of the orderable item:

    ORAL (BY MOUTH)
    ORAL INTRADERMAL PERIOSTEAL

If you answer YES to the next prompt, the DEFAULT MED ROUTE (if populated)
and this list (if populated) will be displayed as selectable med routes
during medication ordering dialog. If you answer NO, the DEFAULT MED ROUTE
(if populated) and POSSIBLE MED ROUTES list will be displayed instead.

USE DOSAGE FORM MED ROUTE LIST: YES//
The following Med Routes will now be displayed during order entry:
ORAL (BY MOUTH)
ORAL INTRADERMAL PERIOSTEAL

SCHEDULE TYPE:
SCHEDULE: QPM//
HIGH RISK/HIGH ALERT:
PROMPT FOR REMOVAL IN BCMA: No Removal Required//
RESPIRATORY THERAPY DRUG?:
PATIENT INSTRUCTIONS:
OTHER LANGUAGE INSTRUCTIONS:

Existing INDICATIONS FOR USE:
FOR CHOLESTEROL      *MOST COMMON
PARA COLESTEROL     *MOST COMMON <OTHER LANGUAGE>

MOST COMMON INDICATION FOR USE: FOR CHOLESTEROL//
Select INDICATIONS FOR USE:
OTHER LANGUAGE MOST COMMON INDICATION: PARA COLESTEROL//
Select OTHER LANGUAGE INDICATIONS:

Select SYNONYM:

Select PHARMACY ORDERABLE ITEM NAME:

```

Patch PSS*1*225 adds the RESPIRATORY THERAPY DRUG? field (#15) to the PHARMACY ORDERABLE ITEM file (#50.7) to store the classification of drugs for use in

Respiratory Therapy. The patch modifies the Edit Orderable Items [PSS EDIT ORDERABLE ITEMS] option to include a prompt for users to designate an orderable item as a Respiratory Therapy Drug.

Medications marked as a Respiratory Therapy Drug will display on the Report for Respiratory Therapy Medications in the Bar Code Medication Administration (BCMA) package. Refer to the *BCMA Pharmacy CHUI User Manual* for more information on generating this report.

Example (PSS*1*225 new RESPIRATORY THERAPY DRUG? prompt):

```
Select OPTION NAME: PSS EDIT ORDERABLE ITEMS          Edit Orderable Items
Select PHARMACY ORDERABLE ITEM NAME: ASPIRIN
  1  ASPIRIN      SUPP,RTL
  2  ASPIRIN      TAB
  3  ASPIRIN      TAB,CHEWABLE
  4  ASPIRIN      TAB,EC
  5  ASPIRIN (UD)  TAB,EC      N/F
Press <Enter> to see more, '^' to exit this list, OR
CHOOSE 1-5: 2  ASPIRIN  TAB

      Orderable Item -> ASPIRIN
      Dosage Form   -> TAB

      Orderable Item -> ASPIRIN
      Dosage Form   -> TAB

Dispense Drugs:
-----
ASPIRIN 325MG TAB
ASPIRIN 325MG TAB U.D.                JAN 23, 2004

Are you sure you want to edit this Orderable Item? NO// YES

      Now editing Orderable Item:
      ASPIRIN  TAB
Orderable Item Name: ASPIRIN//

This Orderable Item is Formulary.

This Orderable Item is marked as a Non-VA Med.

Select OI-DRUG TEXT ENTRY:
INACTIVE DATE:
DAY (nD) or DOSE (nL) LIMIT:
DEFAULT MED ROUTE: ORAL (BY MOUTH)//

      List of med routes associated with the DOSAGE FORM of the orderable item:

      ORAL (BY MOUTH)

If you answer YES to the next prompt, the DEFAULT MED ROUTE (if populated)
and this list (if populated) will be displayed as selectable med routes
during medication ordering dialog. If you answer NO, the DEFAULT MED ROUTE
(if populated) and POSSIBLE MED ROUTES list will be displayed instead.

USE DOSAGE FORM MED ROUTE LIST: NO//

POSSIBLE MED ROUTES:
The following Med Routes will now be displayed during order entry:
ORAL (BY MOUTH)

SCHEDULE TYPE:
SCHEDULE: ONCE DAILY//
HIGH RISK/HIGH ALERT:
PROMPT FOR REMOVAL IN BCMA: 0//  No Removal Required
RESPIRATORY THERAPY DRUG?: ?
```

```
Enter Y if this item is a respiratory therapy drug; otherwise enter N.  
Choose from:  
  Y          YES  
  N          NO  
RESPIRATORY THERAPY DRUG?:  
PATIENT INSTRUCTIONS:  
MOST COMMON INDICATION FOR USE: Y//  
Select INDICATIONS FOR USE:  
  
Select SYNONYM:
```

1.9.2 Dispense Drug/Orderable Item Maintenance [PSS MAINTAIN ORDERABLE ITEMS]

The *Dispense Drug/Orderable Item Maintenance* [PSS MAINTAIN ORDERABLE ITEMS] option is used for maintaining the relationship between Dispense Drugs and Pharmacy Orderable Items. Entries made at the Pharmacy Orderable Item prompts will be used by the Outpatient Pharmacy, Inpatient Medications, and CPRS packages as defaults during the medication order entry processes. If no entries are made at the “MED ROUTE” and “SCHEDULE TYPE” prompts, the software will assume the defaults of PO (oral) and CONTINUOUS, respectively. The *Dispense Drug/Orderable Item Maintenance* [PSS MAINTAIN ORDERABLE ITEMS] option allows the user to enter patient instructions in a language other than English. PDM does not translate English terms into another language; instead, it allows the user to enter a translation of a term. If a value has not been entered in the OTHER LANGUAGE INSTRUCTIONS field (#7.1), PDM will default to the value entered in the PATIENT INSTRUCTIONS field (#7). If the PATIENT INSTRUCTIONS field (#7) does not contain data for the selected orderable item, the system will not present default patient instructions to the user during CPRS or Outpatient Pharmacy prescription order processing. However, when building the SIG, Outpatient Pharmacy will default to the value the user input through backdoor Outpatient Pharmacy order entry.

Patch PSS*1*242 adds new fields OTHER MOST COMMON INDICATION (#14.1) and OTHER LANGUAGE INDICATIONS (#14.2) to support other languages. The OTHER MOST COMMON INDICATION field will display as OTHER LANGUAGE MOST COMMON INDICATION.

These fields are editable via the Edit Orderable Items [PSS EDIT ORDERABLE ITEMS], Dispense Drug/Orderable Item Maintenance [PSS MAINTAIN ORDERABLE ITEMS], and Drug Enter/Edit [PSS DRUG ENTER/EDIT] options.

The INDICATIONS FOR USE and OTHER LANGUAGE INDICATIONS fields are a multiple that contains all of the available indications/other language indications for use for an orderable item. The MOST COMMON INDICATION FOR USE field contains the most common indication for use and the OTHER MOST COMMON INDICATION field contains the other language most common indication for the orderable item. It does not need to exist in the INDICATIONS FOR USE (#13) field. Entries in these fields must be 3-40 characters in length.

If these fields are populated, the most common indication will display as the first choice in the list of indications during medication order entry.

Example: Dispense Drug/Orderable Item Maintenance [PSS MAINTAIN ORDERABLE ITEMS] Option

```
Select Orderable Item Management Option:  Dispense Drug/Orderable Item Maintenance

This option enables you to match Dispense Drugs to an entry in the Pharmacy
Orderable Item file, or create a new Pharmacy Orderable Item entry for a
Dispense Drug.

DISPENSE DRUG:  IBUPROFEN 800MG TAB           MS102

IBUPROFEN 800MG TAB is already matched to

    IBUPROFEN TAB

Do you want to match to a different Orderable Item? NO// YES

There are other Dispense Drugs with the same VA Generic Name and same Dose Form already
matched to orderable items. Choose a number to match, or enter

    Disp. drug -> IBUPROFEN 800MG TAB

1  IBUPROFEN TAB

Choose number of Orderable Item to match, or '^' to enter a new one:  1

Matching IBUPROFEN 800MG TAB
to
IBUPROFEN TAB

Is this OK? YES// <Enter>
Match Complete!

    Now editing Orderable Item:
    IBUPROFEN  TAB

This Orderable Item is Formulary.

Select OI-DRUG TEXT ENTRY: <Enter>
INACTIVE DATE: <Enter>
DAY (nD) or DOSE (nL) LIMIT: 7D// <Enter>
MED ROUTE: <Enter>
SCHEDULE TYPE: PRN//<Enter>
SCHEDULE: BID// <Enter>
HIGH RISK/HIGH ALERT: <Enter>
PROMPT FOR REMOVAL IN BCMA: <Enter>
PATIENT INSTRUCTIONS:  WF// <Enter>

OTHER LANGUAGE INSTRUCTIONS: CON ALIMENTO
Existing INDICATIONS FOR USE:TO REDUCE FEVER      *MOST COMMON
TO REDUCE PAINPARA REDUCIR LA FIEBRE      *MOST COMMON <OTHER LANGUAGE>
PARA REDUCIR EL DOLOR      <OTHER LANGUAGE>

MOST COMMON INDICATION FOR USE: TO REDUCE FEVER//
Select INDICATIONS FOR USE: TO REDUCE PAIN//
OTHER LANGUAGE MOST COMMON INDICATION: PARA REDUCIR LA FIEBRE
    Replace
Select OTHER LANGUAGE INDICATIONS: PARA REDUCIR EL DOLOR
    //

Select SYNONYM:

Select DISPENSE DRUG:
```

IV solutions matched to an Orderable item will now be governed by the following rule (patch PSS*1*189):

An Orderable Item can only have ONE IV solution with a specific volume when it is marked to be used in the IV Order Dialog. When adding a new item to an Orderable item the volume for the new item must follow the above rule or an error message will display as shown in the example below:

Example:

```
PRINT NAME: NAACL 0.9%/KCL 40MEQ  Replace
PRINT NAME {2}:
GENERIC DRUG: POTASSIUM CL 40MEQ/NAACL 0.9% INJ,1000 ML//  TN102
VOLUME: 1000 ML//
Select ELECTROLYTES:
Select SYNONYM: 0.9% SODIUM CHLORIDE 40MEQ//
DRUG INFORMATION:
  No existing text
  Edit? NO//
AVERAGE DRUG COST: .01//
INACTIVATION DATE:
USED IN IV FLUID ORDER ENTRY: NO//  YES

The following IV Solution with the same volume is already linked to the
Orderable Item SODIUM CHLORIDE 0.9%

Dispense Drug: POTASSIUM CL 20MEQ/NAACL 0.9% INJ,1000 ML
  IV Solution: NAACL 0.9%/KCL 20MEQ      1000 ML

Only one IV solution with a specific volume can be linked to an
Orderable Item when the IV Solution is marked to be used in the IV FLUID
ORDER ENTRY.

USED IN IV FLUID ORDER ENTRY: NO//
PREMIX:
```

Following the on-screen instructions of “Now Editing Orderable Item,” if the orderable item being edited is matched to any dispense drugs that are in VA drug classes IM100 through IM900, an additional prompt will appear to permit mapping of the orderable item to an associated immunization file entry. This feature is introduced with the Immunizations Documentation by BCMA application in patches PSS*1*141 and PSB*3*47.

Example: Editing Immunization-Related Pharmacy Orderable Items

```
Select OI-DRUG TEXT ENTRY: <Enter>
INACTIVE DATE: <Enter>
DAY (nD) or DOSE (nL) LIMIT: <Enter>
MED ROUTE: <Enter>
SCHEDULE TYPE: <Enter>
SCHEDULE: <Enter>
HIGH RISK/HIGH ALERT: <Enter>
PROMPT FOR REMOVAL IN BCMA: <Enter>
PATIENT INSTRUCTIONS: <Enter>
OTHER LANGUAGE INSTRUCTIONS: <Enter>

[Note: If data exists for indications they will be listed first. Below is an example:]

Existing INDICATIONS FOR USE:
FOR CHOLESTEROL      *MOST COMMON
PARA COLESTEROL     *MOST COMMON <OTHER LANGUAGE>

MOST COMMON INDICATION FOR USE: FOR CHOLESTEROL//
Select INDICATIONS FOR USE:
OTHER LANGUAGE MOST COMMON INDICATION: PARA COLESTEROL//
Select OTHER LANGUAGE INDICATIONS:

Select SYNONYM:
```




The patch PSS*1*191 enhancement allows users to designate transdermal patches and other orderable items that warrant removal, e.g., nitroglycerin paste, which will trigger an Alert in BCMA for removal. A **PROMPT FOR REMOVAL IN BCMA** Field (#12) has been added to the local Pharmacy Orderable Item File (#50.7). For more information, see section 1.9.1.

Patch PSS*1*191 also added the HIGH RISK/HIGH ALERT prompt to this option, which was inadvertently missed in patch PSS*1*172.

Example 7: Prompt for HIGH RISK/HIGH ALERT added to Dispense Drug/Orderable Item Maintenance option:

SCHEDULE TYPE: CONTINUOUS//

SCHEDULE: Q24H//

HIGH RISK/HIGH ALERT: HIGH RISK/ALERT-NO WITNESS REQUIRED IN BCMA

PROMPT FOR REMOVAL IN BCMA: Removal Period Required Prior to Next Administration

1.9.3 Orderable Item/Dosages Report [PSS ORDERABLE ITEM DOSAGES]

The *Orderable Item/Dosages Report* [PSS ORDERABLE ITEM DOSAGES] option prints a report that displays Inpatient Medication and Outpatient Pharmacy dosages for each Pharmacy Orderable Item. These are the dosages that will display for selection through CPRS when an Orderable Item is selected through CPRS at the time an Orderable Item is selected for a medication order. Due to the length of this report, it must be queued to a printer.

This option prints a report, sorted by Pharmacy Orderable Item that displays Inpatient Medication and Outpatient Pharmacy dosages for Pharmacy Orderable Items. These dosages will display for selection through CPRS when an Orderable Item is selected for a medication order. Along with each dosage that is displayed on the report, the name of the drug entry from the DRUG file (#50) that provided the dosage is displayed.

Not every dosage from the DRUG file (#50) will display on this report. For example, if there are duplicate Possible Dosages for a Pharmacy Orderable Item, and there are different Dispense Units Per Dose, only the Possible Dosage with the lowest Dispense Units Per Dose will display on the report. If there are package specific Possible Dosages and Local Possible Dosages for drugs tied to the Pharmacy Orderable Item, only the Possible Dosages will display on the report because Possible Dosages always override Local Possible Dosages.

In summary, this report will screen out Possible Dosages and Local Possible Dosages when appropriate, so only the dosages selectable through CPRS will display on this report. Additionally, the report will display in parenthesis the dosage, as it will appear on the Outpatient Pharmacy prescription label, if the dosage is a Possible Dosage.

Example: *Orderable Item Dosages Report* [PSS ORDERABLE ITEM DOSAGES] Option

```
Select Orderable Item Management Option: ORDERable Item/Dosages Report

  Select one of the following:

      A          ALL
      S          SELECT A RANGE

Print Report for (A)ll or (S)elect a Range: S// <Enter> ELECT A RANGE

There are entries in the Orderable Item file with leading numerics.

Print report for Orderable Items with leading numerics? N//<Enter> O

To see items beginning with the letter 'A', enter 'A', or whichever letter you
wish to see. To see items in a range, for example items starting with the
letters 'G', 'H', 'I' and 'J', enter in the format 'G-J'.

Select a Range: C

Report will be for items starting with the letter C,
and ending with items starting with the letter C.

Is this correct? Y// <Enter> ES

DEVICE: HOME// DECSERVER
```

CAFFEINE/ERGOTAMINE TAB

Inpatient Dosages:

1 TABLET CAFFEINE 100/ERGOTAMINE 1MG TAB
 2 TABLETS CAFFEINE 100/ERGOTAMINE 1MG TAB

Outpatient Dosages:

1 TABLET CAFFEINE 100/ERGOTAMINE 1MG TAB
 2 TABLETS CAFFEINE 100/ERGOTAMINE 1MG TAB

CALCITONIN INJ,SOLN

Inpatient Dosages:

200UNT/1ML CALCITONIN-SALMON 200 UNT/ML INJ
 400UNT/2ML CALCITONIN-SALMON 200 UNT/ML INJ

Outpatient Dosages:

0.125ML (25 UNITS) CALCITONIN SALMON 200 UNT/ML INJ
 1ML (200 UNITS) CALCITONIN SALMON 200 UNT/ML INJ
 0.25ML (50 UNITS) CALCITONIN SALMON 200 UNT/ML INJ
 0.5ML (100 UNITS) CALCITONIN SALMON 200 UNT/ML INJ

CALCITRIOL CAP,ORAL

Inpatient Dosages:

0.25MCG (1 CAPSULE) CALCITRIOL 0.25MCG CAP
 0.5MCG (2 CAPSULES) CALCITRIOL 0.25MCG CAP

Outpatient Dosages:

0.25MCG (1 CAPSULE) CALCITRIOL 0.25MCG CAP
 0.5MCG (2 CAPSULES) CALCITRIOL 0.25MCG CAP

CALCIUM INJ,CONC

Outpatient Dosages:

CALCIUM CHLORIDE 1GM/10ML INJ.

CALCIUM CARBONATE POWDER

Outpatient Dosages:

CALCIUM CARBONATE PWD

CALCIUM CARBONATE/SODIUM FLUORIDE CAP,ORAL

Outpatient Dosages:

1 CAPSULE FLORICAL CAPS
 2 CAPSULES FLORICAL CAPS

CALCIUM CHLORIDE INJ,SOLN

Outpatient Dosages:

CALCIUM GLUCONATE 10% INJ

CALCIUM CHLORIDE INJ,CONC

Outpatient Dosages:

CALCIUM CHLORIDE 10% 10ML B.J.

CALCIUM GLUBIONATE SYRUP

Outpatient Dosages:

1 TEASPOONFUL NEO-CALGLUCON SYRUP (OZ)
 2 TEASPOONFULS NEO-CALGLUCON SYRUP (OZ)
 1 TABLESPOONFUL NEO-CALGLUCON SYRUP (OZ)
 2 TABLESPOONFULS NEO-CALGLUCON SYRUP (OZ)
 1 ML NEO-CALGLUCON SYRUP (OZ)
 2 MLS NEO-CALGLUCON SYRUP (OZ)

CALCIUM LACTATE POWDER

Outpatient Dosages:

CALCIUM LACTATE POWDER USP

CAMPBOR LIQUID

Outpatient Dosages:

CAMPBOR SPIRITS 30ML

CANDIDA ALBICANS INJ

Inpatient Dosages:

0.1ML		CANDIDA ALBICANS SKIN TEST	
Outpatient Dosages:			
0.1ML		CANDIDA ALBICANS SKIN TEST	
CANNULA, NASAL DEVICE			
Outpatient Dosages:			
		CANNULA, NASAL (HUDSON)	
CAPTOPRIL TAB			
Inpatient Dosages:			
25MG		CAPTOPRIL 25MG TABS	
50MG		CAPTOPRIL 50MG TABS	
100MG		CAPTOPRIL 100MG TABS	
200MG		CAPTOPRIL 100MG TABS	
Outpatient Dosages:			
25MG	(1 TABLET)	CAPTOPRIL 25MG TABS	
50MG	(1 TABLET)	CAPTOPRIL 50MG TABS	
100MG	(1 TABLET)	CAPTOPRIL 100MG TABS	
200MG	(2 TABLETS)	CAPTOPRIL 100MG TABS	
2500MG	(50 TABLETS)	CAPTOPRIL 50MG TAB	
CARBACHOL SOLN,OPH			
Inpatient Dosages:			
1 DROP		CARBACHOL 1.5% OPH SOLN	
2 DROPS		CARBACHOL 1.5% OPH SOLN	
1 DROP		CARBACHOL 3% OPH SOLN	
2 DROPS		CARBACHOL 3% OPH SOLN	
Outpatient Dosages:			
1 DROP		CARBACHOL 1.5% OPH SOLN	
2 DROPS		CARBACHOL 1.5% OPH SOLN	
1 DROP		CARBACHOL 3% OPH SOLN	
2 DROPS		CARBACHOL 3% OPH SOLN	
CARBAMAZEPINE TAB,ORAL			11/13/00
CARBENICILLIN TAB			
Inpatient Dosages:			
382MG		CARBENICILLIN INDANYL NA 382MG TAB	
764MG		CARBENICILLIN INDANYL NA 382MG TAB	
Outpatient Dosages:			
382MG	(1 TABLET)	CARBENICILLIN INDANYL NA 382MG TAB	
764MG	(2 TABLETS)	CARBENICILLIN INDANYL NA 382MG TAB	
CARBIDOPA/LEVODOPA TAB			
Inpatient Dosages:			
1 TABLET		CARBIDOPA 10/LEVODOPA 100MG TAB	
2 TABLETS		CARBIDOPA 10/LEVODOPA 100MG TAB	
1 TABLET		CARBIDOPA 25/LEVODOPA 250MG TAB	
2 TABLETS		CARBIDOPA 25/LEVODOPA 250MG TAB	
Outpatient Dosages:			
1 TABLET		CARBIDOPA 10/LEVODOPA 100MG TAB	
2 TABLETS		CARBIDOPA 10/LEVODOPA 100MG TAB	
1 TABLET		CARBIDOPA 25/LEVODOPA 250MG TAB	
2 TABLETS		CARBIDOPA 25/LEVODOPA 250MG TAB	
CARMUSTINE INJ,SOLN			
Inpatient Dosages:			
100MG/1VIAL		CARMUSTINE 100MG/VIAL INJ	
200MG/2VIAL		CARMUSTINE 100MG/VIAL INJ	
Outpatient Dosages:			
		CARMUSTINE COMB.PK	
		CARMUSTINE 100MG/VIAL INJ	
CAROTENE,BETA CAP,ORAL			
Inpatient Dosages:			
30MG		BETA-CAROTENE 30MG CAP	
60MG		BETA-CAROTENE 30MG CAP	
Outpatient Dosages:			
30MG	(1 CAPSULE)	BETA-CAROTENE 30MG CAP	
60MG	(2 CAPSULES)	BETA-CAROTENE 30MG CAP	
:			

```
:  
End of Report.  
Press Return to continue:  
Select Orderable Item Management Option:
```

1.9.4 Patient Instructions Report [PSS INSTRUCTIONS/ITEMS REPORT]

The *Patient Instructions Report* [PSS INSTRUCTIONS/ITEMS REPORT] option prints a report that displays Pharmacy Orderable Items, along with the expanded Patient Instructions for each Pharmacy Orderable Item. These Patient Instructions are used as default values for Outpatient Pharmacy orders entered through CPRS and Outpatient Pharmacy. This report can be printed to display all Pharmacy Orderable Items or only Orderable Items with associated Patient Instructions.

Example: *Patient Instructions Report* [PSS INSTRUCTIONS/ITEMS REPORT] Option

```
Select Pharmacy Data Management Option: OR  
  1  Orderable Item Management  
  2  Orderable Item Report  
CHOOSE 1-2: 1 Orderable Item Management  
  
Select Orderable Item Management Option: PAtient Instructions Re  
port  
  
  Select one of the following:  
  
      A      ALL  
      S      SELECT A RANGE  
  
Print Report for (A)ll or (S)elect a Range: S// <Enter> ELECT A RANGE  
  
There are entries in the Orderable Item file with leading numerics.  
  
Print report for Orderable Items with leading numerics? N// <Enter> O  
  
To see items beginning with the letter 'A', enter 'A', or whichever letter you  
wish to see. To see items in a range, for example items starting with the  
letters 'G', 'H', 'I' and 'J', enter in the format 'G-J'.  
  
Select a Range: N  
  
Report will be for items starting with the letter N,  
and ending with items starting with the letter N.  
  
Is this correct? Y//<Enter> ES  
  
Should report only include Orderable Items with Patient Instructions? Y// <Enter> ES  
  
DEVICE: HOME//  TELNET DEVICE  
  
Instructions report for items from N through N                                PAGE: 1  
-----  
  
NAPROXEN  TAB  
  WITH FOOD  
  
NITROGLYCERIN  TAB,SUBLINGUAL  
  FOR CHEST PAIN-CALL PHYSICIAN IF NO RELIEF AFTER 3 DOSES  
  
End of Report.
```

Press Return to continue:

Select Orderable Item Management Option:

1.9.5 Orderable Item Report [PSS ORDERABLE ITEM REPORT]

The *Orderable Item Report* [PSS ORDERABLE ITEM REPORT] option lists items from the PHARMACY ORDERABLE ITEM file (#50.7), along with the associated Dispense Drugs. Due to the length of this report it must be queued to a printer.

Example: *Orderable Item Report* [PSS ORDERABLE ITEM REPORT] Option

```
Select Pharmacy Data Management Option: ORDER
  1   Orderable Item Management
  2   Orderable Item Report
CHOOSE 1-2: 2   Orderable Item Report

      Select one of the following:

          M       Drugs that are matched
          N       Drugs that are not matched

Enter M to see all the IV Solutions, IV Additives, and Dispense Drugs that
are matched to an Orderable Item. Enter N to see all IV Additives, IV
Solutions, and Dispense Drugs that are not matched to an Orderable Item.

Enter M or N: M   Drugs that are matched

** WARNING **   THIS REPORT MAY BE VERY LONG   ** WARNING **

Due to the length of this report, and to avoid tying up a terminal for a long
time, this report must be QUEUED to a printer!

This report must be QUEUED to a printer!

DEVICE: Printer 1

Requested Start Time: NOW// (JUL 18, 2001@13:59:39)
ORDERABLE ITEM - DISPENSE DRUG (MATCHED REPORT)                                PAGE: 1
-----
(853) A-FIL   CREAM, TOP
      (1215) Dispense Drug -> A-FIL CREAM 45GM
-----
(2798) ABACAVIR (ZIAGEN)   TAB
      (4508) Dispense Drug -> ABACAVIR (ZIAGEN) 300MG TAB UD
-----
(2229) ABCIXIMAB   INJ, SOLN
      (3912) Dispense Drug -> ABCIXIMAB (REOPRO) 2MG/ML INJ
-----
(1833) ABDOMINAL   PAD
      (25)   Dispense Drug -> PAD, ABDOMINAL 7.5 X 8 STERILE
      (2577) Dispense Drug -> PADS ABDOMINAL 5X9
      (3276) Dispense Drug -> COTTON WADDING
-----
(1944) ABDOMINAL BINDER   BELT
      (2743) Dispense Drug -> ABDOMINAL BINDER
-----
(2101) ACARBOSE   TAB
      (3764) Dispense Drug -> ACARBOSE (PRECOSE) 50MG TAB
      (3765) Dispense Drug -> ACARBOSE (PRECOSE) 25MG TAB
-----
(1) ACEBUTOLOL   CAP, ORAL
      (577)  Dispense Drug -> ACEBUTOLOL 200MG CAP
      (3335) Dispense Drug -> ACEBUTOLOL 400MG CAP
```

```

-----
(1629) ACETAMINOPHEN    TAB
(263)  Dispense Drug -> ACETAMINOPHEN 325MG TAB
(2730) Dispense Drug -> ACETAMINOPHEN 325MG TAB UD
(4429) Dispense Drug -> ZTEST
-----
(2663) ACETAMINOPHEN    ELIXIR
(2564) Dispense Drug -> ACETAMINOPHEN LIQ 650MG/20.3ML U.D. CUP
-----
(1681) ACETAMINOPHEN    LIQUID,ORAL
(494)  Dispense Drug -> ACETAMINOPHEN LIQ 160MG/5ML 4OZ
(1723) Dispense Drug -> ACETAMINOPHEN 500MG/15CC ELIXIR
-----
(4)    ACETAMINOPHEN    SUPP,RTL
(264)  Dispense Drug -> ACETAMINOPHEN 650MG RTL SUPP
-----
(2117) ACETAMINOPHEN/BUTALBITAL/CAFFEINE  CAP,ORAL
(3295) Dispense Drug -> APAP 325MG/BUTALBITAL 50MG/CAFN 40MG CAP
-----
(6)    ACETAMINOPHEN/CHLORZOXAZONE  TAB
(1808) Dispense Drug -> CHLORZOXAZONE & ACETAMINOPHEN TAB
-----
(8)    ACETAMINOPHEN/CODEINE  TAB
(341)  Dispense Drug -> ACETAMINOPHEN WITH CODEINE 60MG
(342)  Dispense Drug -> ACETAMINOPHEN WITH CODEINE 30MG TAB
(343)  Dispense Drug -> ACETAMINOPHEN WITH CODEINE 15MG TAB
(2029) Dispense Drug -> ACETAMIN W/CODEINE 30MG (TYLENOL#3) TAB UD
-----
(7)    ACETAMINOPHEN/CODEINE  ELIXIR
(228)  Dispense Drug -> ACETAMINOPHEN AND CODEINE ELIXIR (ML)
(401)  Dispense Drug -> ACETAMIN W/CODEINE 30MG/12.5ML LIQ UD
-----
(9)    ACETAMINOPHEN/HYDROCODONE  CAP,ORAL
(1728) Dispense Drug -> HYDROCODONE/ACETAMINOPHEN (LORCET-HD)
-----
(10)   ACETAMINOPHEN/HYDROCODONE  TAB
(3293) Dispense Drug -> HYDROCODONE 5MG/ACETAMINOPHEN 500MG TAB
(4099) Dispense Drug -> HYDROCODONE 7.5MG/ACETAMINOPHEN 750MG TB
-----
(1762) ACETAMINOPHEN/HYDROCODONE  LIQUID,ORAL
(1572) Dispense Drug -> HYDROCODONE/ACETAMIN 2.5MG/167MG/5ML LIQ
-----
(2730) ACETAMINOPHEN/OXYCODONE  CAP,ORAL
(344)  Dispense Drug -> ACETAMINOPHEN & OXYCODONE (TYLOX) CAP
-----
(2614) ACETAMINOPHEN/OXYCODONE  TAB
(1452) Dispense Drug -> OXYCODONE /ACETAMINOPHEN (PERCOCET) TAB
(1510) Dispense Drug -> ACETAMIN W/OXYCODONE 5MG (PERCOCET) TAB UD
-----
(12)   ACETAZOLAMIDE  CAP,SA
(639)  Dispense Drug -> ACETAZOLAMIDE 500MG T.R.C.
(2599) Dispense Drug -> ACETAZOLAMIDE 500MG CAP,SA
-----
(13)   ACETAZOLAMIDE  INJ
(640)  Dispense Drug -> ACETAZOLAMIDE NA 500MG/VIL INJ
-----
(14)   ACETAZOLAMIDE  TAB
(638)  Dispense Drug -> ACETAZOLAMIDE 250MG TAB
-----
(2156) ACETIC ACID  LIQUID
(2506) Dispense Drug -> DOUCHE VAGINAL (VINEGAR)
(4184) Dispense Drug -> ACETIC ACID 5%
-----
(18)   ACETIC ACID  SOLN,OTIC
(1665) Dispense Drug -> ZZACETIC ACID 2% (VOSOL) SOLN,OTIC 30ML
(4113) Dispense Drug -> ACETIC ACID 2% (VOSOL) OTIC SOLN (15)
-----
(17)   ACETIC ACID  SOLN,IRRG
(675)  Dispense Drug -> ACETIC ACID 0.25% SOLN,IRRG
(4108) Dispense Drug -> ACETIC ACID 0.25% IRRG SOLN
-----

```

(2201) ACETIC ACID, GLACIAL LIQUID
(1185) Dispense Drug -> ACETIC ACID, GLACIAL LIQUID

(15) ACETIC ACID/ALUMINUM ACETATE SOLN, OTIC
(1193) Dispense Drug -> DOMEBORO SOLN, OTIC

(16) ACETIC ACID/HYDROCORTISONE SOLN, OTIC
(1881) Dispense Drug -> ZZACETIC ACID/HYDROCORT (VOSOL HC) OTIC
(4112) Dispense Drug -> ACETIC ACID/HYDROCORT (VOSOL HC) OTIC (10)

(19) ACETOHEXAMIDE TAB
(951) Dispense Drug -> ACETOHEXAMIDE 250MG TAB
(952) Dispense Drug -> ACETOHEXAMIDE 500MG TAB

(20) ACETONE LIQUID
(1292) Dispense Drug -> ACETONE 1PT

(21) ACETOPHENAZINE MALEATE TAB
(383) Dispense Drug -> ACETOPHENAZINE MALEATE 20MG TAB

(22) ACETYLCOLINE CHLORIDE SOLN, OPH
(749) Dispense Drug -> ACETYLCOLINE CL 1% SOLN, OPH
(2118) ACETYLCYSTEINE 10% SOLN, OPH
(225) Dispense Drug -> ACETYLCYSTEINE 10% OPH DROPS 10ML

(2119) ACETYLCYSTEINE 10% SOLN, INHL
(173) Dispense Drug -> ACETYLCYSTEINE 10% INHL SOLN (10)

(23) ACETYLCYSTEINE 20% SOLN, INHL
(1218) Dispense Drug -> ACETYLCYSTEINE 20% INHL SOLN (30)
(1634) Dispense Drug -> ZZACETYLCYSTEINE 20% SOLN 10ML VI
(4476) Dispense Drug -> ACETYLCYSTEINE 20% INHL SOLN (10)

(2443) ACITRETIN CAP, ORAL
(4193) Dispense Drug -> ACITRETIN 25MG CAP
(4317) Dispense Drug -> ACITRETIN 10MG CAP

(1881) ACRIVASTINE/PSEUDOEPHEDRINE CAP, ORAL
(3490) Dispense Drug -> ACRIVASTINE 8/PSEUDOEPHEDRINE 60MG CAP

(2631) ACTIVE LIFE (0227-71) POUCH
(4254) Dispense Drug -> POUCH, OSTOMY, ACTIVE LIFE C#0227-71

(24) ACYCLOVIR INJ
(3045) Dispense Drug -> ACYCLOVIR (ZOVIRAX) 500MG INJ
(43) Additive -> ACYCLOVIR (ZOVIRAX)

(2522) ACYCLOVIR TAB
(2154) Dispense Drug -> ACYCLOVIR (ZOVIRAX) 800MG TAB
(4308) Dispense Drug -> ACYCLOVIR 800MG UD TAB

(28) ACYCLOVIR OINT, TOP
(2443) Dispense Drug -> ZZACYCLOVIR 5% (ZOVIRAX) OINT, TOP 15GM
(4221) Dispense Drug -> ACYCLOVIR 5% OINTMENT (15)

(26) ACYCLOVIR CAP, ORAL
(2600) Dispense Drug -> ACYCLOVIR (ZOVIRAX) 200MG CAPS

(25) ACYCLOVIR SUSP
(3522) Dispense Drug -> ACYCLOVIR (ZOVIRAX) SUSP 800MG/20ML

(29) ADAPETTES SOLN, OPH
(2271) Dispense Drug -> ADAPETTES (15ML)

(1945) ADAPTER MISCELLANEOUS
(2676) Dispense Drug -> ADAPTER FOR URINE BAG

(2017) ADAPTER, JEJUNOSTOMY ADAPTER

1.9.6 Reports for Medications Requiring Removal (MRR)

Reports have been created that can be run from the *Pharmacy Data Management [PSS MGR]* menu which will allow the user to generate a report that lists patients with orders that have Medications Requiring Removal (MRRs) that were Finished and Active prior to the install of patch PSJ*5*315, a report identifying all Orderable Items that are MRRs, and a report identifying all Orderable Items that are marked as Medications Requiring or Recommending Witness for Administration.

1. Orders for MRRs with Removal Properties
2. Orderable Items that Require Removal
3. Orderable Items Report for High Risk/High Alert

Orders for MRRs with Removal Properties

The Orders for MRRs with Removal Properties report shows active orders that contain Orderable Items that have the new “Prompt for Removal in BCMA” flag value set to 1, 2, or 3:

- 1 Removal at Next Administration
- 2 Removal Period Optional Prior to Next Administration
- 3 Removal Period Required Prior to Next Administration

The MRR diagnostic utility report Orders for MRRs with Removal Properties needs to be run prior to and after the Pharmacy Inpatient PSJ*5*315 patch has been installed. The orders that show up on this list need to be re-entered as new orders or they will not function correctly with the new removal features and full functionality introduced in this patch, however, they will not cause errors.

Example: Orders for MRRs with Removal Properties [PSS MRR ORDERS DIAGNOSTIC RPT] Option

```
Oct 13, 2015@12:10 Page 1
Inpatient Unit Dose Active Orders for Medications that Require Removal (MRR) and were Finished
prior to Installation of PSJ*3*315
Sort by Patient within Ward...3 NORTH SURG
Patient Patient Orderable Order MRR
ID Loc Item Name Sts VAL
-----
B0707 3 NORTH SURG NICOTINE 11MG/24HRS PATCH A 2

Oct 13, 2015@12:10 Page 4
Inpatient Unit Dose Active Orders for Medications that Require Removal (MRR) and were Finished
prior to Installation of PSJ*3*315
Sort by Patient within Ward...UNKNOWN
Patient Patient Orderable Order MRR
ID Loc Item Name Sts VAL
-----
I2347 UNKNOWN TESTOSTERONE 2.5MG/DAY PATCH A 3
T1212 UNKNOWN FENTANYL 50MCG/HR PATCH A 1

Totals Orders found: 5
```

Orderable Items that Require Removal Report

The Orderable Items that Require Removal report shows which Orderable Items have the “Prompt for Removal in BCMA” Medications Requiring Removal flag set to a value of 1, 2, or 3:

- 1 Removal at Next Administration
- 2 Removal Period Optional Prior to Next Administration
- 3 Removal Period Required Prior to Next Administration

This report helps the users check that the appropriate Orderable Items have been designated as Medications Requiring Removal.

Users can access the Orderable Items that Require Removal report from the **PSS MGR Pharmacy Data Management -> Orderable Item Management** menu options.

This report will also:

- Allow the user to select ALL “Prompt for Removal in BCMA” flag values of 1, 2, and 3 (default) or specific values of 1, 2, or 3.
- Display help text when a single question mark “?” is entered at the report parameter prompt “Print Report for (A)ll or Specific MRR Flag values(1,2,3): (A/1/2/3): A/?”
- Contain Orderable Item Name, Dosage Form, Orderable Item Inactive Date, Medications Requiring Removal flag value, Dispense Drug Name and Dispense Drug Inactive Date.

Example: *Orderable Items that Require Removal* [PSS MRR ORDERABLE ITEMS RPT] Option

Orderable Items Report on Medications Requiring Removal (MRR) Prompt for Removal in BCMA Value					
Page 1					
ORDERABLE ITEM NAME - DOSAGE FORM	OI INACTIVE DATE	MRR VAL	DISPENSE DRUG (DD) NAME	DD INACTIVE DATE	
BUPRENORPHINE - PATCH		1	BUPRENORPHINE 10MCG/HR PATCH		
CLONIDINE - PATCH		1	CLONIDINE 0.1MG/24HR PATCH		
			CLONIDINE 0.2MG/24HR PATCH		
			CLONIDINE 0.3MG/24HR PATCH		
			ZZ-CLONIDINE PATCH .1MG *UD*(C	7/11/1998	
			ZZ-CLONIDINE PATCH .2MG *UD*(C	7/11/1998	
			ZZ-CLONIDINE PATCH .3MG *UD*(C	7/11/1998	
COMBIPATCH - PATCH		2	COMBIPATCH 50/140MCG (8X8)		
			COMBIPATCH 50/250MCG		
DICLOFENAC - PATCH		1	DICLOFENAC EPOLAMINE 1.3% PATC		
ESTRADIOL - PATCH	2/27/2012	1	ZZ-ESTRADIOL 37.5MCG/DAY (VIVEL	2/27/2012	
ESTRADIOL CLIMARA - PATCH		2	ESTRADIOL 0.05MG/DAY (CLIMARA)		
			ESTRADIOL 0.025MG/DAY (CLIMARA)		
			ESTRADIOL 0.075MG/DAY (CLIMARA)		
			ESTRADIOL 0.0375MG/DAY (CLIMAR		
ESTRADIOL VIVELLE-DOT BRAND -	10/31/2016	2	ZZ-ESTRADIOL 0.1MG PTCH (BRAND	10/31/2016	
FENTANYL - PATCH		1	FENTANYL PATCH TS 25MCG/HR		
			FENTANYL PATCH TS 50MCG/HR		
			FENTANYL PATCH TS 75MCG/HR		

Orderable Items Report for High Risk/High Alert

The Orderable Items Report for High Risk / High Alert shows which Orderable Items have the “High Risk / High Alert” flag set to a value of 1, 2, or 3:

- 1 HIGH RISK/ALERT-NO WITNESS REQUIRED IN BCMA
- 2 RECOMMEND WITNESS IN BCMA-HIGH RISK/ALERT
- 3 WITNESS REQUIRED IN BCMA-HIGH RISK/ALERT.

This allows the user to ensure the appropriate orderable items are designated as High Risk / High Alert.

The user can access the Orderable Items Report for High Risk/High Alert from the **PSS MGR Pharmacy Data Management -> Orderable Item Management** menu options.

This report will also:

- Allow the user to select ALL “High Risk / High Alert” (HR/HA) flag values of 1, 2, and 3 (default) or specific values of 1, 2, or 3.
- Display help text when a single question mark “?” is entered at the report parameter prompt “Print Report for (A)ll or Specific HRHA Flag values(1,2,3): (A/1/2/3): A//?”
- Contain Orderable Item Name, Dosage Form, Orderable Item Inactive Date, High Risk / High Alert flag value, Dispense Drug Name and Dispense Drug Inactive Date.

Example: *Orderable Items Report for High Risk/High Alert* [PSS HR/HA ORDERABLE ITEMS RPT] Option

High Risk/High Alert for Orderable Items Report					
ORDERABLE ITEM NAME - DOSAGE FORM	OI INACTIVE DATE	HRHA VAL	DISPENSE DRUG (DD) NAME	DD INACTIVE DATE	
CEFAMANDOLE - INJ		2	CEFAMANDOLE 1GM INJ		
FUROSEMIDE - INJ,SOLN		3	CEFAMANDOLE 1GM FOR PROTOCOL 1 FUROSEMIDE 10MG/ML INJ 4ML FUROSEMIDE 10MG/ML 10ML INJ FUROSEMIDE 10MG/ML 2ML INJ		
HYDROCODONE 10MG/ACETAMINOPHEN		3	HYDROCODONE 10MG/ACETAMINOPHEN		
INSULIN 70/30 (HUMAN) - INJ		3	INSULIN NOVOLIN 70/30 (NPH/REG INSULIN,ASPART 70/30 NOVOLOG F		
INSULIN, REGULAR (HUMAN) - INJ		1	INSULIN REG HUMAN 100 UNIT/ML ZZZ LENTE U-100 INJ ZZINSULIN LENTE U-100 INJ (POR ZZINSULIN NPH U-100 INJ (PORK) ZZINSULIN REG. U-100 INJ (PORK INSULIN PROTAMINE ZINC U-100 INSULIN REG HUMAN 100 UNIT/ML INSULIN SEMILENTE U-100 INJ INSULIN ULTRA LENTE U-100 INJ		
INSULIN,ASPART,HUMAN 100 UNIT/ WARFARIN - TAB		3 2	INSULIN,ASPART,HUMAN 100 UNIT/ WARFARIN 1MG TAB WARFARIN 2.5MG TAB WARFARIN (COUMADIN) NA 10MG TA WARFARIN (COUMADIN) NA 5MG TAB		

1.10 Formulary Information Report [PSS NFI]

The *Formulary Information Report* [PSS NFI] option provides a listing of pertinent Pharmacy formulary information. The report is organized alphabetically by Dispense Drug but will also display the Pharmacy Orderable Item to which the Dispense Drug is matched. An “N” in a column indicates that the Dispense Drug is marked non-formulary at that level (Local, VISN, or National). If the Dispense Drug is restricted, an “R” appears in the appropriate column.

The Application Package Use indicator is also displayed on the report. If the user selects to include drug text in the report, an “I” will appear in the appropriate column to indicate drugs for which drug text information has been identified in the DRUG file (#50).

Example: *Formulary Information Report* [PSS NFI] Option

```
Select Pharmacy Data Management Option: Formulary Information Report

This report shows the dispense drugs and orderable items
with the formulary information associated with them.

    Select one of the following:
        A          ALL
        S          SELECT A RANGE

Print Report for (A)ll or (S)elect a Range: S// <Enter>  ELECT A RANGE

To see drugs beginning with the letter 'A', enter 'A', or whichever letter you
wish to see. To see drugs in a range, for example drugs starting with the
letters 'G', 'H', 'I' and 'J', enter in the format 'G-J'.

Select a Range: S

You have the choice to print the drug text information.
If you answer "yes" to the question, you will print all the drug text
information for both dispense drug and orderable items.
If you answer "no", you will print only formulary designations.

This report requires 132 columns.

You may queue the report to print, if you wish.

Include drug text information ? NO// YES

Report will be for drugs starting with the letter S,
and ending with drugs starting with the letter S.

Is this correct? Y// <Enter>  ES
DEVICE: HOME// ;C-VT132  TELNET DEVICE

                                Formulary Information Report for Drugs from S through S

Date printed: JUN 25,2001                                           Page: 23

Generic Name                Local   Visn   National   Restriction   Appl   Drug
                               Pkg    Use    Text
-----
STANOZOLOL 2MG                UO
  Orderable Item: XXX TAB

STERI-STRIPS                   O
  Orderable Item: STERI STRIP
```

```

STERILE GLOVES                                O
  Orderable Item: STERILE GLOVE

STOMA CENTERING GUIDE                          O
  Orderable Item: STOMA CENTERING GUIDE MISCELLANEOUS

STOMA GUIDE STRIP SG-603                      O
  Orderable Item: STOMA GUIDE STRIP

STOMAHESIVE COVERING 4X4 5S                  O
  Orderable Item: COVERING STOMA CAP

STRAP, MONTGOMERY                             O
  Orderable Item: MONTGOMERY STRAP DEVICE

STREPTOKINASE 250,000 IU 6.5ML                UO
I
  Orderable Item: STREPTOKINASE INJ

STREPTOKIONASE 750,000 UN INJ                 UO
I
  Orderable Item: STREPTOKINASE INJ

STREPTOMYCIN SULFATE 1GM INJ                 UO
  Orderable Item: STREPTOMYCIN INJ

STREPTOZOTOCIN INJ,1GM,ECOG                  O
  Orderable Item: STREPTOZOTOCIN INJ

SUCCINYCHOLINE 1000MG S.P.                   UO
  Orderable Item: SUCCINYLCHOLINE INJ,CONC-SOLN

SUCCINYCHOLINE 20MG/ML INJ                    R    UO
  Orderable Item: SUCCINYLCHOLINE INJ,SOLN

SUCRALFATE 1 GM TAB                           UO
  Orderable Item: SUCRALFATE TAB

SULFACETAMIDE 10% OPTH SOL 15ML              UO
  Orderable Item: SULFACETAMIDE SOLN,OPH

SULFACETAMIDE OPHTH 10% OINT                 UO
  Orderable Item: SULFACETAMIDE OINT,OPH

Enter RETURN to continue or '^' to exit:

```

1.11 Drug Text Management [PSS DRUG TEXT MANAGEMENT]

The *Drug Text Management* [PSS DRUG TEXT MANAGEMENT] menu option was created to provide an umbrella for the options related to reviewing, entering and editing drug text.

1.11.1 Drug Text Enter/Edit [PSS EDIT TEXT]

The *Drug Text Enter/Edit* [PSS EDIT TEXT] option enables you to enter and/or edit entries in the DRUG TEXT file (#51.7). This file contains drug information, restrictions, and guidelines. Some entries are nationally populated by National Drug File. Drug text can be tied to a Dispense Drug in DRUG file (#50), or it can be tied to a Pharmacy Orderable Item through the PHARMACY ORDERABLE ITEM file (#50.7). Drug text tied to a Pharmacy Orderable Item is

viewable when a medication is selected in Outpatient Pharmacy and Inpatient Medications, if it has been tied to the Pharmacy Orderable Item or Dispense Drug.

The *Drug Text Enter/Edit* [PSS EDIT TEXT] option also enables you to view or print a report and to list all drug and Pharmacy orderable items linked to it. See section 1.12.2, “Drug Text File Report” for more information.

Example: *Drug Text Enter/Edit* [PSS EDIT TEXT] Option

```
Select Pharmacy Data Management Option: DRUG TEXT
  1   Drug Text Enter/Edit
  2   Drug Text File Report
CHOOSE 1-2: 1   Drug Text Enter/Edit
This option enables you to edit entries in the DRUG TEXT file.

Select DRUG TEXT NAME: C
  1   CELECOXIB
  2   CHF II
  3   COPD
CHOOSE 1-3: 3   COPD

There may be entries in your DRUG file and PHARMACY ORDERABLE ITEM file linked
to this Drug Text Name. Editing information related to this Drug Text entry
will affect the display of information related to these.

Do you want to review the list of drugs and orderable items linked to this Drug
Text entry? ? YES// <Enter>

You may queue the report to print, if you wish.

DEVICE: HOME//   VIRTUAL   Right Margin: 80// <Enter>

                               Drug Text Report for drug text : COPD

Date printed: JUL 16,2002                                           Page: 1
=====
PLEASE NOTE: The National Formulary Restriction Text is the original text
exported with the DRUG TEXT file (#51.7) and automatically linked to the DRUG
file (#50) entries based on the VA product match. No ORDERABLE ITEM file
(#50.7) entries were automatically linked with DRUG TEXT file (#51.7).

DRUG TEXT NAME:   COPD

  DRUG TEXT:
  Refer to VA/DoD COPD treatment guidelines

  NATIONAL FORMULARY RESTRICTION TEXT:
  Refer to VA/DoD COPD treatment guidelines

  DRUG file entries:
  -----

Enter RETURN to continue or '^' to exit: <Enter>

                               Drug Text Report for drug text: COPD

Date printed: JUL 16,2002                                           Page: 2
=====

DIGOXIN 0.125MG C.T.,
THEOPHYLLINE 200MG SUS-REL TABS
THEOPHYLLINE 100MG SUS-REL TABS
```

```

ORDERABLE ITEM file entries:
-----
NONE
-----

End of Report.
Press Return to continue: <Enter>

Do you want to edit the Drug Text Name? NO// <Enter>

IMPORTANT!! After editing the Drug Text Name OR Text, review the drugs and
orderable items linked to this entry for accuracy.

Do you want to edit the text for this entry? YES// <Enter>
TEXT:
Refer to VA/DoD COPD treatment guidelines

Edit? NO// <Enter>

Select SYNONYM: <Enter>
INACTIVATION DATE: <Enter>

Select DRUG TEXT NAME: ^

```

1.11.2 Drug Text File Report [PSS DRUG TEXT FILE REPORT]

This *Drug Text File Report* [PSS DRUG TEXT FILE REPORT] option will display the Drug Text Name, Synonyms, Drug Text, Inactive date (if inactive), and list all drug and Pharmacy orderable items linked to it. The report is printable for one or all entries.

For a list of the original entries in the DRUG TEXT file (#51.7), see Appendix B.

Example: *Drug Text File Report* [PSS DRUG TEXT FILE REPORT] Option

```

Select Pharmacy Data Management Option: DRUG TEXT FILE REPORT

This report shows each selected drug text entry and lists all drugs
and orderable items linked to it.

Select one of the following:

      A          ALL
      S          SINGLE ENTRY OR RANGE

Print for (A)ll or (S)elect Single Entry or Range: S// <Enter> SINGLE ENTRY OR RANGE

There are drugs in the drug text file with leading numerics.

Print report for drug text entries with leading numerics? N// <Enter>

Enter a single drug text entry or to see all drug text entries beginning with
the letter 'A' for example, enter 'A' or whichever letter you wish to see.
To see drug text entries in a range for example starting with 'H', 'I' and 'J'
enter in the format 'H-J'.

Enter a single entry or select a range: C

Report will be for drug text starting with C,
and ending with drug text starting with C.

Is this correct? Y// <Enter> ES

```

You may queue the report to print, if you wish.

DEVICE: HOME// VIRTUAL Right Margin: 80// <Enter>

Drug Text Report for drug text from C through C

Date printed: JUL 16,2002

Page: 1

=====

PLEASE NOTE: The National Formulary Restriction Text is the original text exported with the DRUG TEXT file (#51.7) and automatically linked to the DRUG file (#50) entries based on the VA product match. No ORDERABLE ITEM file (#50.7) entries were automatically linked with DRUG TEXT file (#51.7).

DRUG TEXT NAME: CELECOXIB

DRUG TEXT:
Refer to PBM/MAP criteria for use of celecoxib

NATIONAL FORMULARY RESTRICTION TEXT:

DRUG file entries:

CYCLOPHOSPHAMIDE 50MG C.T.

Enter RETURN to continue or '^' to exit: <Enter>

Drug Text Report for drug text from C through C

Date printed: JUL 16,2002

Page: 2

=====

ORDERABLE ITEM file entries:

NONE

DRUG TEXT NAME: COPD

DRUG TEXT:
Refer to VA/DoD COPD treatment guidelines

NATIONAL FORMULARY RESTRICTION TEXT:
Refer to VA/DoD COPD treatment guidelines

Enter RETURN to continue or '^' to exit:

Drug Text Report for drug text from C through C

Date printed: JUL 16,2002

Page: 2

=====

DRUG file entries:

DIGOXIN 0.125MG C.T.,
THEOPHYLLINE 200MG SUS-REL TABS
THEOPHYLLINE 100MG SUS-REL TABS

ORDERABLE ITEM file entries:

NONE

End of Report.

Press Return to continue: <Enter>

Select Pharmacy Data Management Option:

1.12 Pharmacy System Parameters Edit [PSS SYS EDIT]

The *Pharmacy System Parameters Edit* [PSS SYS EDIT] option allows the user to edit the Pharmacy System Parameters used in PDM.

Example: *Pharmacy System Parameters Edit* [PSS SYS EDIT] Option


```
Select Pharmacy Data Management Option: Pharmacy System Parameters Edit

PMIS PRINTER: LASSIE                PRINTER HALLWAY
PMIS LANGUAGE: ?
This language will be used as the default for the printing of Patient
Medication Instruction Sheets (PMIS).
Choose from:
  1      English
  2      Spanish
PMIS LANGUAGE: 1 English
WARNING LABEL SOURCE: ?
Enter "N" for NEW to use commercial data source for warning labels.
Choose from:
  N      NEW
WARNING LABEL SOURCE: N NEW
CMOP WARNING LABEL SOURCE: ?
Enter "N" for NEW to use commercial data source for CMOP warning labels.
Choose from:
  N      NEW
CMOP WARNING LABEL SOURCE: N NEW
OPAI WARNING LABEL SOURCE: ?
Enter "N" for NEW to use commercial data source for OPAI warning labels.
Choose from:
  N      NEW
OPAI WARNING LABEL SOURCE: N NEW
AUTOMATE CPRS REFILL: ?
Enter Y to process CPRS refills automatically or N to process manually in
Pharmacy backdoor.
Choose from:
  0      NO
  1      YES
AUTOMATE CPRS REFILL: NO//
ONEVA PHARMACY FLAG: ?
Select '1' to turn on the OneVA Pharmacy remote prescription logic. Select
'0' to turn it off.
Choose from:
  1      ON
  0      OFF
ONEVA PHARMACY FLAG:
Select Pharmacy Data Management Option:
```

A new field, ONEVA PHARMACY FLAG (#101) was created in the PHARMACY SYSTEM File (#59.7) with Patch PSO*7*497. This field will allow sites to toggle the OneVA Pharmacy logic 'on' or 'off' depending on current needs. The user changes the field value by using the *Pharmacy System Parameters Edit* [PSS SYS EDIT] Option

Patch PSS*1*212 delivers the ONEVA PHARMACY FLAG field in the 'off' state. When this flag is in the 'off' state, the HDR/CDS Repository is not queried for external prescriptions and other VistA instances will not be able to refill prescriptions that belong to the VistA instance with the flag set to the 'off' state. When in the 'on' state, all prescription queries and actions may

be taken for remote queries, refills, and partial fills. In order to process prescriptions from another VistA instance, that instance will also need to have its 'ONEVA PHARMACY FLAG' set to the 'on' state.

	<p style="text-align: center;">***Important***</p> <p>DO NOT turn on the OneVA Pharmacy Flag until directed to do so. The software will be released, deployed, and installed with the activation flag set to the “off” position. The Existing Product Intake Program (EPIP) Implementation Team will coordinate with the sites Pharmacy Automatic Data Processing Application Coordinator (ADPAC) on the specific date in which to activate the software.</p>
---	--

1.13 Standard Schedule Management

[PSS SCHEDULE MANAGEMENT]

The *Standard Schedule Management* [PSS SCHEDULE MANAGEMENT] option was created to provide an umbrella for all the options related to working with standard schedules.

1.13.1 Standard Schedule Edit [PSS SCHEDULE EDIT]

The *Standard Schedule Edit* [PSS SCHEDULE EDIT] option allows the user to enter or edit entries in the ADMINISTRATION SCHEDULE file (#51.1). The set of times associated with the standard dosage administration schedules can be assigned, as can ward-specific administration times. This feature may be used to define the outpatient expansion to be used when the schedule is entered for an Outpatient Pharmacy medication order. Entry of a frequency in minutes allows the software to calculate the interval between dosages for Inpatient Medication orders and BCMA and is used by Outpatient Pharmacy to calculate default quantities. When the frequency is entered, a message displays telling the user, in hours, how often the administration will occur. If the schedule type is on call, the system does not require a frequency.

Schedules with a frequency that is not evenly divisible into or by 24 hours are considered ‘odd’. Odd schedules are not allowed to have administration times. If the schedule type is continuous and it is an odd schedule, the system does not allow the entry of administration times. Continuous, non-odd schedules still require administration times.

The *Standard Schedule Edit* [PSS SCHEDULE EDIT] option allows the user to enter the outpatient expansion value in a language other than English. PDM does not translate English terms into another language; instead, it allows the user to enter a translation of a term. If a value has not been entered in the OTHER LANGUAGE EXPANSION field (#8.1), PDM defaults to the value entered in the OUTPATIENT EXPANSION field (#8). If no values exist in the OUTPATIENT EXPANSION (#8) and OTHER LANGUAGE EXPANSION fields (#8.1), the system will not present default values for those fields to the user during CPRS or Outpatient Pharmacy prescription order processing. However, when building the SIG, Outpatient Pharmacy will default to the value the user input through Outpatient Pharmacy backdoor order entry. See

Appendix C for a list of Spanish equivalents for some of the more common administration schedules.



Note: A schedule name of OTHER is not allowed. This name is used to allow building a Day-of-Week and/or admin-time schedule in CPRS.

Example: *Standard Schedule Edit* [PSS SCHEDULE EDIT] Option

```
Select Pharmacy Data Management Option: STANDARD Schedule Edit

Select ADMINISTRATION SCHEDULE: BID

NAME: BID// <Enter>
OUTPATIENT EXPANSION: TWO TIMES A DAY// <Enter>
OTHER LANGUAGE EXPANSION: DOS VECES AL DIA
TYPE OF SCHEDULE: CONTINUOUS// <Enter>
STANDARD ADMINISTRATION TIMES: 0900-1700// <Enter>
FREQUENCY (IN MINUTES): 720// <Enter>

Select WARD ADMINISTRATION SCHEDULE: <Enter>
```

PSS*1*160 enhances the *Standard Schedule Edit* [PSS SCHEDULE EDIT] option to allow editing of two new dosing exclusion fields that were added to the ADMINISTRATION SCHEDULE file (#51.1) in MOCHA v2.0. The two new fields are EXCLUDE FROM ALL DOSING CHECKS field (#9) and EXCLUDE FROM DAILY DOSE CHECK field (#10).

The EXCLUDE FROM DAILY DOSE CHECK field (#10) allows a user to exclude a standard schedule from the Daily Dose Range check. If a schedule is entered for a medication order that has this field set to 'Yes', no Daily Dose Range check will be performed on the drug within the order. The Maximum Single Dose order check will still be performed.



If the schedule being edited has a schedule type of ON CALL or ONE TIME, the EXCLUDE FROM DAILY DOSE CHECK prompt will not be displayed. If the EXCLUDE FROM ALL DOSING CHECKS field (#9) is set to YES, the EXCLUDE FROM DAILY DOSE CHECK field (#10) will not be displayed for editing.

Example 1: Both fields displayed for editing

```
Select Standard Schedule Management Option: STANDARD Schedule Edit

Select ADMINISTRATION SCHEDULE: BID
  1  BID    09-17
  2  BID PRN
  3  BID-AM  01
  4  BID-NOON  12
  5  BID-PRN

Press <RETURN> to see more, '^' to exit this list, OR
CHOOSE 1-5: 1      09-17
NAME: BID//
OUTPATIENT EXPANSION: TWICE A DAY//
OTHER LANGUAGE EXPANSION:
```

```

TYPE OF SCHEDULE: CONTINUOUS//
EXCLUDE FROM ALL DOSING CHECKS:
EXCLUDE FROM DAILY DOSE CHECK:
FREQUENCY (IN MINUTES): 720//
    The schedule entered equals 12 hours.

STANDARD ADMINISTRATION TIMES: 09-17//
Select WARD:

Select ADMINISTRATION SCHEDULE:

```

Example 2: One-time Schedule displayed for editing

```

Select Standard Schedule Management Option: Standard Schedule Edit

Select ADMINISTRATION SCHEDULE: one-t
Are you adding 'ONE-T' as a new ADMINISTRATION SCHEDULE (the 103RD)? No// n
(No) ??

Select ADMINISTRATION SCHEDULE: now      ONE-TIME
NAME: NOW//
OUTPATIENT EXPANSION:
OTHER LANGUAGE EXPANSION:
TYPE OF SCHEDULE: ONE-TIME//
EXCLUDE FROM ALL DOSING CHECKS:

Select ADMINISTRATION SCHEDULE

```

Patch PSS*1*201 adds three new fields to the *Standard Schedule Edit* [PSS SCHEDULE EDIT] option. The DOSING CHECK FREQUENCY field (#11) allows a user to enter a specific format pattern to represent the frequency such as 'X#D', where '#' represents a 1-2 character numeric value. The DOSING CHECK FREQUENCY field takes priority over all other fields/values when determining frequency for the Max Daily Dose Order Check. If the DOSING CHECK FREQUENCY value is not used, the FREQUENCY (IN MINUTES) value will be used for the Max Daily Dose Order Check. When determining frequency, the ADMINISTRATION SCHEDULE File (#51.1) will take precedence over the MEDICATION INSTRUCTION File (#51) for outpatient medication orders. Only the ADMINISTRATION SCHEDULE File (#51.1) will be utilized to determine a frequency value for inpatient medication orders.

The DRUG(S) FOR DOSING CHK FREQ field (#11.1) is a multiple field that allows for dispense drugs from the DRUG file (#50) to be associated with the DOSING CHECK FREQUENCY field (#32) value within the ADMINISTRATION SCHEDULE file (#51.1). When a value is entered in the DOSING CHECK FREQUENCY field and NO drug(s) is entered in this field, the Max Daily Dose Order Check will use the value in the DOSING CHECK FREQUENCY field to derive a frequency for all orders that have that schedule. When a value is entered for DOSING CHECK FREQUENCY and a drug(s) is entered in this field, the Max Daily Dose Order Check will ONLY use the value in DOSING CHECK FREQUENCY to derive a frequency if the order that has that schedule also matches one of the drug(s) entered. If the drug found in the order does not match a drug listed in the DRUG(S) FOR DOSING CHK FREQ field, then the value of the DOSING CHECK FREQUENCY will not be used for the Max Daily Dose Order Check to derive a frequency.

Example: *Standard Schedule Edit* [PSS SCHEDULE EDIT] Option

```

Select Pharmacy Data Management <TEST ACCOUNT> Option: STANdard Schedule Management
Select Standard Schedule Management <TEST ACCOUNT> Option: STANdard Schedule Edit

```

```

Select ADMINISTRATION SCHEDULE: MO-WE-FR      09
NAME: MO-WE-FR//
OUTPATIENT EXPANSION:
OTHER LANGUAGE EXPANSION:
Select OLD SCHEDULE NAME(S):
INACTIVE:
TYPE OF SCHEDULE: DAY OF THE WEEK//
EXCLUDE FROM ALL DOSING CHECKS:
EXCLUDE FROM DAILY DOSE CHECK:
DOSING CHECK FREQUENCY: X3W// ?
    Answer must be 3-4 characters in length.

    The numeric limit is 99, except for the following formats:

    Q#W - Maximum 28 weeks allowed
    Q#L - Maximum 6 months allowed

    Enter '??' to view the available dosing check frequency formats
    for this field.
DOSING CHECK FREQUENCY: X3W// ??

    The DOSING CHECK FREQUENCY field takes priority over all other
    fields/values when determining frequency.

    PLEASE BE AWARE that the format of the frequency in this field must
    employ the format patterns of the vendor database, which always places
    the numeric value in the middle position of the schedule. In some
    cases an 'X' (symbol for 'times') must be entered as the first
    character, although it is still translated as the number of times per
    designated period.

    The text examples within the following brackets [] provide clarification
    of the literal schedule translation for the possible formats. Enter the
    dosing check frequency in one of the following specified formats (#
    represents a whole number):

    Q#H [every # hour(s), such as every 5 hours]
    Q#D [every # day(s), such as every 3 days]
    Q#W [every # week(s), such as every 5 weeks]
    Q#L [every # month(s), such as every 3 months]
    X#D [times per day, such as 17 times per day]
    X#W [times per week, such as 3 times per week]
    X#L [times per month, such as 4 times per month]

    Numeric value can be 1-2 characters.
DOSING CHECK FREQUENCY: X3W//
Select DRUG(S) FOR DOSING CHK FREQ: EPOETIN ALFA,RECOMBINANT 10000UNT/ML INJ
// ?
    Answer with DRUG(S) FOR DOSING CHK FREQ:
    EPOETIN ALFA,RECOMBINANT 10000UNT/ML INJ

    You may enter a new DRUG(S) FOR DOSING CHK FREQ, if you wish
    Select a dispense drug to be associated with the dosing check
    frequency.

    Answer with DRUG NUMBER, or GENERIC NAME, or VA PRODUCT NAME, or
    NATIONAL DRUG CLASS, or NDC, or APPLICATION PACKAGES' USE, or
    ATC MNEMONIC, or DRUG TEXT ENTRY, or SYNONYM
    Do you want the entire 1804-Entry DRUG List? N (No)
Select DRUG(S) FOR DOSING CHK FREQ: EPOETIN ALFA,RECOMBINANT 10000UNT/ML INJ
// ??
    You may enter a new DRUG(S) FOR DOSING CHK FREQ, if you wish

```

This field allows a dispense drug from the DRUG (#50) file to be associated with the DOSING CHECK FREQUENCY (#11) field value within the ADMINISTRATION SCHEDULE (#51.1) file.

When a value is entered for "DOSING CHECK FREQUENCY:" and NO drug(s) is entered for "Select DRUG(S) FOR DOSING CHK FREQ:", the dosing check will use the value for "DOSING CHECK FREQUENCY:" to derive a frequency for all orders that have that schedule.

When a value is entered for "DOSING CHECK FREQUENCY:" and a drug(s) is entered for "Select DRUG(S) FOR DOSING CHK FREQ:", the Daily Dose Order Check will ONLY use the value in "DOSING CHECK FREQUENCY:" to derive a frequency if the order that has that schedule also matches one of the drug(s) entered. If the drug found in the order does not match a drug listed in the DRUG(S) FOR DOSING CHK FREQ field, then the value of the DOSING CHECK FREQUENCY will not be used for the Daily Dose Order Check.
STANDARD ADMINISTRATION TIMES: 09//
Select WARD:

If the schedule being edited has a schedule type of ON CALL or ONE-TIME, or has a value of 'Yes' entered in the EXCLUDE FROM ALL DOSING CHECKS field (#9) or EXCLUDE FROM DAILY DOSE CHECK field (#10), the DOSING CHECK FREQUENCY and DRUG(S) FOR DOSING CHK FREQ prompts will not be displayed.

Example: Editing of One-Time Schedule

```
Select Pharmacy Data Management Option: standard Schedule Management
Select Standard Schedule Management <TEST ACCOUNT> Option: standard Schedule Edit

Select ADMINISTRATION SCHEDULE: now          ONE-TIME
NAME: NOW//
OUTPATIENT EXPANSION:
OTHER LANGUAGE EXPANSION:
Select OLD SCHEDULE NAME(S):
INACTIVE:
TYPE OF SCHEDULE: ONE-TIME//
EXCLUDE FROM ALL DOSING CHECKS:
```

For schedules types of Day of the Week or PRN where a FREQUENCY (IN MINUTES) value is not defined, DOSING CHECK FREQUENCY and DRUG(S) FOR DOSING CHK FREQ prompts will be displayed and values can be defined.

Example: Editing of One-Time Schedule

```
Select ADMINISTRATION SCHEDULE: bid
  1  BID
  2  BID PRN
CHOOSE 1-5: 2
NAME: BID PRN//
OUTPATIENT EXPANSION:
OTHER LANGUAGE EXPANSION:
Select OLD SCHEDULE NAME(S):
INACTIVE:
TYPE OF SCHEDULE: PRN//
The Type of Schedule has changed, the frequency will be removed

EXCLUDE FROM ALL DOSING CHECKS:
EXCLUDE FROM DAILY DOSE CHECK:
DOSING CHECK FREQUENCY:
Select DRUG(S) FOR DOSING CHK FREQ:
```

The third field added by patch PSS*1*201, OLD SCHEDULE NAME(S) (#13), is a multiple field which is automatically populated by the software when the user modifies the NAME field (#.01) of the schedule. Values can also be added to this field directly. More than one old schedule name is allowed for a schedule. No two schedules can have the same old schedule name. A schedule name cannot be edited to match an old schedule name found anywhere in the ADMINISTRATION SCHEDULE file (#51.1). The reverse also holds true. An old schedule name cannot be edited to match a schedule name found anywhere in the ADMINISTRATION SCHEDULE file (#51.1). The OLD SCHEDULE NAME(s) field (#13) will be used to lookup a schedule entered for an order to derive a frequency value for the Max Daily Dose Order Check.

Example : Edit Schedule Name

The modified name ‘QDAY’ is automatically added to the OLD SCHEDULE NAME(S) multiple when the schedule name is edited to ‘QDAILY’

```
Select Pharmacy Data Management <TEST ACCOUNT> Option: STANDARD Schedule Management
Select Standard Schedule Management <TEST ACCOUNT> Option: STANDARD Schedule Edit
Select ADMINISTRATION SCHEDULE: QDAY      08
NAME: QDAY// QDAILY
OUTPATIENT EXPANSION: EVERY DAY//
OTHER LANGUAGE EXPANSION:
Select OLD SCHEDULE NAME(S): QDAY//
INACTIVE:
TYPE OF SCHEDULE: CONTINUOUS//
EXCLUDE FROM ALL DOSING CHECKS:
EXCLUDE FROM DAILY DOSE CHECK:
DOSING CHECK FREQUENCY:
Select DRUG(S) FOR DOSING CHK FREQ:
FREQUENCY (IN MINUTES): 1440//
      The schedule entered equals 1 day.

STANDARD ADMINISTRATION TIMES: 08//
Select WARD:
```

Example : Attempt to add new schedule with same name as existing old schedule name in file

A notification is displayed with the duplicate schedule name and internal entry number in parenthesis. The action is blocked when a user attempts to add a new schedule with the same name as an existing old schedule name in the file.

```
Select ADMINISTRATION SCHEDULE: QDAY

      Duplicate exists in Old Schedule Name multiple for the entry
      QDAILY (95) in the file. Please enter a new name.

Select ADMINISTRATION SCHEDULE:
```

Example : Attempt to edit schedule name to match existing old schedule name in file

A notification is displayed and the action is blocked when a user attempts to edit a schedule name to match an existing old schedule name in the file.

Duplicate Old Schedule Name is found in entry user is editing

```
Select ADMINISTRATION SCHEDULE: QDAILY    08
NAME: QDAILY// QDAY
```

A duplicate exists in the OLD SCHEDULE NAME(S) multiple for this entry.

```
OUTPATIENT EXPANSION: EVERY DAY//
OTHER LANGUAGE EXPANSION:
Select OLD SCHEDULE NAME(S): QDAY//
INACTIVE:
TYPE OF SCHEDULE: CONTINUOUS//
EXCLUDE FROM ALL DOSING CHECKS:
EXCLUDE FROM DAILY DOSE CHECK:
DOSING CHECK FREQUENCY:
Select DRUG(S) FOR DOSING CHK FREQ:
FREQUENCY (IN MINUTES): 1440//
    The schedule entered equals 1 day.

STANDARD ADMINISTRATION TIMES: 08//
Select WARD:
```

Duplicate Old Schedule Name is found in another entry

```
Select ADMINISTRATION SCHEDULE: QD
NAME:QDAILY// DAILY

A duplicate exists in the OLD SCHEDULE NAME(S) multiple for the entry
EVERY DAY (94).

OUTPATIENT EXPANSION: EVERY DAY//
OTHER LANGUAGE EXPANSION:
Select OLD SCHEDULE NAME(S): QDAY//
INACTIVE:
TYPE OF SCHEDULE: CONTINUOUS//
EXCLUDE FROM ALL DOSING CHECKS:
EXCLUDE FROM DAILY DOSE CHECK:
DOSING CHECK FREQUENCY:
Select DRUG(S) FOR DOSING CHK FREQ:
FREQUENCY (IN MINUTES): 1440//
    The schedule entered equals 1 day.

STANDARD ADMINISTRATION TIMES: 08//
Select WARD:
```

Example : Attempt to directly enter old schedule name that is a duplicate of existing old schedule name in file

If a user attempts to directly enter an old schedule name that is a duplicate of an existing old schedule name somewhere in the file, the action is blocked and a notification is displayed.

```
Select ADMINISTRATION SCHEDULE: QDAILY 08
NAME: QDAILY//
OUTPATIENT EXPANSION: EVERY DAY//
OTHER LANGUAGE EXPANSION:
Select OLD SCHEDULE NAME(S): QDAY// DAILY

    Duplicate exists in Old Schedule Name multiple for the entry
    EVERY DAY (94) in the file. Please enter a new name.

Select OLD SCHEDULE NAME(S): QDAY//
INACTIVE:
TYPE OF SCHEDULE: CONTINUOUS//
EXCLUDE FROM ALL DOSING CHECKS:
EXCLUDE FROM DAILY DOSE CHECK:
DOSING CHECK FREQUENCY:
Select DRUG(S) FOR DOSING CHK FREQ:
FREQUENCY (IN MINUTES): 1440//
    The schedule entered equals 1 day.

STANDARD ADMINISTRATION TIMES: 08//
Select WARD:
```


Example: Attempt to directly edit an old schedule name to match an existing NAME field anywhere in the file

If a user attempts to directly edit an old schedule name to match an existing schedule NAME field anywhere in the file, the action will be blocked and a notification displayed.

```
Select ADMINISTRATION SCHEDULE: QDAILY      08
NAME: QDAILY//
OUTPATIENT EXPANSION: EVERY DAY//
OTHER LANGUAGE EXPANSION:
Select OLD SCHEDULE NAME(S): QDAY// QDAY
  Lookup: OLD SCHEDULE NAME(S)
QDAY
      ...OK? Yes//      (Yes)

OLD SCHEDULE NAME(S): QDAY// QDAILY

      An OLD SCHEDULE NAME(S) entry cannot be the same as an existing NAME
      field.

Select OLD SCHEDULE NAME(S): QDAY//
INACTIVE:
TYPE OF SCHEDULE: CONTINUOUS//
EXCLUDE FROM ALL DOSING CHECKS:
EXCLUDE FROM DAILY DOSE CHECK:
DOSING CHECK FREQUENCY:
Select DRUG(S) FOR DOSING CHK FREQ:
FREQUENCY (IN MINUTES): 1440//
      The schedule entered equals 1 day.

STANDARD ADMINISTRATION TIMES: 08//
Select WARD:
```

PSS Schedule Edit Option Validation

Validation checks were added to the *Standard Schedule Edit* [PSS SCHEDULE EDIT] option to prevent the Standard Administration Times, Ward Administration Times, Frequency and Schedule Type fields of a schedule from conflicting with one another.

Schedule Edit Validation One

The system shall validate, for schedules with a Schedule Type of Continuous and a frequency of 1 day (1440 minutes) or less that the number of administration times is less than or equal to 1440 divided by the frequency. For example, a schedule frequency of 720 minutes must have at least one administration time and cannot exceed two administration times. Similarly, a schedule frequency of 360 minutes must have at least one administration time but cannot exceed four administration times.

The system shall present warning/error messages to the user if the number of administration times is less than or greater than the maximum admin times calculated for the schedule or if no administration times are entered. If the number of administration times entered is less than the maximum admin times calculated for the schedule, the warning message: “The number of admin times entered is fewer than indicated by the schedule.” shall appear. In this case, the user will be allowed to continue after the warning. If the number of administration times entered is greater than the maximum admin times calculated for the schedule, the error message: “The number of admin times entered is greater than indicated by the schedule.” shall appear. The user will not be allowed to accept the order until the number of admin times is adjusted. If no admin times are

entered, the error message: “This order requires at least one administration time.” shall appear. The user will not be allowed to accept the order until at least one admin time is entered.

Schedule Edit Validation Two

The system shall validate for frequencies greater than one day (1440 minutes), that only one administration time is permitted. The system shall present an error message to the user if more than one administration time is entered.

The error message: “This schedule has a frequency greater than one day (1440 minutes). More than one Administration Time is not permitted.” shall appear if more than one administration time is entered.

Schedule Edit Validation Three

In the Standard Administration Times and the Ward Administration Times fields in the *Standard Schedule Edit* [PSS SCHEDULE EDIT] option, for a schedule that has a Schedule Type of Continuous, the system shall prevent a user from entering administration times to Odd Schedules {a schedule whose frequency is not evenly divisible by or into 1440 minutes (1 day)}.

The system shall present an error message to the user if an administration time is entered. The error message: “This is an odd schedule that does not require administration times. BCMA will determine the administration times based off the start date/time of the medication order.” shall appear.

Schedule Edit Validation Four

A validation to TYPE OF SCHEDULE field (#5) in the *Standard Schedule Edit* [PSS SCHEDULE EDIT] option was added to remove frequency from the schedule file entry, if the TYPE OF SCHEDULE is changed from CONTINUOUS to ONE TIME, PRN, ON CALL, or DAY OF WEEK.

The warning message: “The Type of Schedule has changed. The frequency will be removed.” shall appear.

Schedule Edit Validation Five

In the *Standard Schedule Edit* [PSS SCHEDULE EDIT] option, the system shall prevent a user from creating Day of Week (DOW) schedules that are not in the correct day of week order. The correct order is: SU-MO-TU-WE-TH-FR-SA. The system shall display an error message if the user does not enter the correct order.

The error message: “The day of the week schedule must be in the correct day of week order. The correct order is: SU-MO-TU-WE-TH-FR-SA.” shall appear.

Schedule Edit – Inactivate

In the *Standard Schedule Edit* [PSS SCHEDULE EDIT] option, the user can inactivate a Standard Schedule. This is done so that the Standard Schedule is not shown in CPRS and cannot

be selected by the provider creating an order. In the Standard Schedule Maintenance option the following is shown to inactivate:

Example: Inactive Administration Schedule

```
Select ADMINISTRATION SCHEDULE: Q4HPRN      01-05-09-13-17-21
NAME: Q4HPRN//
OUTPATIENT EXPANSION:
OTHER LANGUAGE EXPANSION:
INACTIVE: ?
  Answer YES to mark this administration schedule entry as inactive.
  Choose from:
    1      YES
INACTIVE: ??
  This field is used to indicate that a Standard Schedule is inactive.
  Inactive schedules are filtered from the list of schedules sent to CPRS
  for selection when users are placing a medication order.

  Choose from:
    1      YES
INACTIVE: ???
  This field is used to indicate that a Standard Schedule is inactive.
  Inactive schedules are filtered from the list of schedules sent to CPRS
  for selection when users are placing a medication order.

  Choose from:
    1      YES
INACTIVE:
```

1.13.2 Administration Schedule File Report [PSS SCHEDULE REPORT]

The *Administration Schedule File Report* [PSS SCHEDULE REPORT] option prints out entries from the ADMINISTRATION SCHEDULE file (#51.1) in order to check to see if a frequency is defined. A report can be run for all administration schedules or only the administration schedules without a defined frequency.

Only administration schedules with a PACKAGE PREFIX field (#4) in the ADMINISTRATION SCHEDULE file (#51.1) set to 'PSJ' will be included in the report.

The report can be set to print in either an 80 or 132 column format.

PSS*1*160 enhances the *Administration Schedule File Report* [PSS SCHEDULE REPORT] option to allow the display of data from the two new fields; EXCLUDE FROM ALL DOSING CHECKS field (#9) and EXCLUDE FROM DAILY DOSE CHECK field (#10) that were added to the ADMINISTRATION SCHEDULE file (#51.1).

PSS*1*201 enhances the *Administration Schedule File Report* [PSS SCHEDULE REPORT] option to allow the display of data from three new fields; DOSING CHECK FREQUENCY field (#11), DRUG(S) FOR DOSING CHK FREQ field (#11.1) and OLD SCHEDULE NAME(S) field (#13).

Example: Only administration schedules without a frequency defined.

```
Select Enhanced Order Checks Setup Menu Option: ADMINISTRATION Schedule File Report

This report displays entries from the ADMINISTRATION SCHEDULE (#51.1) File.
It can be run for all Schedules, or only Schedules without a FREQUENCY
(IN MINUTES). Only schedules with a PSJ Package Prefix will be displayed, since
they are the only schedules the software will look at when deriving a FREQUENCY
(IN MINUTES) for the daily dosage checks. If a FREQUENCY (IN MINUTES) cannot
```

be determined for an order, the daily dosage check cannot occur for that order.

Select one of the following:

A All Schedules
O Only Schedules with a missing frequency

Print All Schedules, or Only Schedules without a frequency: A// Only Schedules with a missing frequency

Select one of the following:

80 80 Column
132 132 Column

Print report in 80 or 132 column format: 80// <ENTER> Column

DEVICE: HOME// <ENTER>

ADMINISTRATION SCHEDULE WITHOUT FREQUENCY REPORT

PAGE: 1

BID-W/MEAL

STANDARD ADMINISTRATION TIMES: 09-17
OUTPATIENT EXPANSION: TWICE DAILY WITH MEAL
OTHER LANGUAGE EXPANSION:
OLD SCHEDULE NAME(S):
SCHEDULE TYPE:
FREQUENCY (IN MINUTES):
EXCLUDE FROM ALL DOSE CHECKS:
EXCLUDE FROM DAILY DOSE CHECK:
DOSING CHECK FREQUENCY:
DRUG(S) FOR DOSING CHK FREQ:
INACTIVE:

Q12H

STANDARD ADMINISTRATION TIMES: 0900-2100
OUTPATIENT EXPANSION: EVERY 12 HOURS
OTHER LANGUAGE EXPANSION:
OLD SCHEDULE NAME(S):
SCHEDULE TYPE:
FREQUENCY (IN MINUTES):
EXCLUDE FROM ALL DOSE CHECKS:
EXCLUDE FROM DAILY DOSE CHECK:
DOSING CHECK FREQUENCY:
DRUG(S) FOR DOSING CHK FREQ:
INACTIVE:

End of Report.

The *Administration Schedule File Report* [PSS SCHEDULE REPORT] was updated to display INACTIVE : YES for those administration schedules that have been inactivated. Inactive schedules are filtered from the list of schedules sent to CPRS but are still selectable from backdoor pharmacy.

Example: Administration Schedule File Report

ADMINISTRATION SCHEDULE FILE REPORT (All)

PAGE: 5

SCHEDULE TYPE: CONTINUOUS
FREQUENCY (IN MINUTES): 720
EXCLUDE FROM ALL DOSE CHECKS:
EXCLUDE FROM DAILY DOSE CHECK:
DOSING CHECK FREQUENCY:
DRUG(S) FOR DOSING CHK FREQ:
INACTIVE: YES

BID-PRN

STANDARD ADMINISTRATION TIMES:
OUTPATIENT EXPANSION:
OTHER LANGUAGE EXPANSION:
OLD SCHEDULE NAME(S):
SCHEDULE TYPE: PRN
FREQUENCY (IN MINUTES):

```
EXCLUDE FROM ALL DOSE CHECKS:
EXCLUDE FROM DAILY DOSE CHECK:
  DOSING CHECK FREQUENCY:
  DRUG(S) FOR DOSING CHK FREQ:
  INACTIVE:
```

```
BID-PRN
STANDARD ADMINISTRATION TIMES: 11-18
```

1.14 Synonym Enter/Edit [PSS SYNONYM EDIT]

The *Synonym Enter/Edit* [PSS SYNONYM EDIT] option allows the user to enter synonym information into the SYNONYM multiple (#9) of the DRUG file (#50) for a selected Dispense Drug. Synonyms are used to easily identify drugs for the BCMA package and the Drug Accountability package, and to simplify medication order entry.

Example 1: Creating a New Synonym

```
Select DRUG GENERIC NAME: NAP
  1  NAPROXEN 250MG S.T.          MS102    N/F      09-05-00
  2  NAPROXEN 375MG TAB          MS102
CHOOSE 1-2: 2  NAPROXEN 375MG TAB      MS102
Select SYNONYM: 018393027342// ALEVE
  INTENDED USE: TRADE NAME
  NDC CODE: <Enter>
Select SYNONYM: <Enter>
```

Example 2: Deleting a Synonym

```
Select DRUG GENERIC NAME: NAP
  1  NAPROXEN 250MG S.T.          MS102    N/F      09-05-00
  2  NAPROXEN 375MG TAB          MS102
CHOOSE 1-2: 2  NAPROXEN 375MG TAB      MS102
Select SYNONYM: ALEVE// @
  SURE YOU WANT TO DELETE THE ENTIRE 'ALEVE' SYNONYM? Y (Yes)
Select SYNONYM: 018393027342// <Enter>
  SYNONYM: 018393027342// <Enter>
  INTENDED USE: DRUG ACCOUNTABILITY// <Enter>
  NDC CODE: 018393-0273-42// <Enter>
Select SYNONYM: <Enter>
```

The Section that was numbered 1.15 and entitled *Other Language Translation Setup* has been removed. A new section, *Stand-Alone Menu Options*, has been added at the end of this chapter. It contains a new stand-alone menu option and the Other Language Translation Setup option and its examples.

Also note that even though page numbering is not affected except where change pages have been created, the heading numbers have been moved back one number; thus, all the appropriate pages have been included in the change pages document for patches PSS*1*136 and PSS*1*117.

1.15 Controlled Substances/PKI Reports [PSS CS/PKI REPORTS]

A post-installation routine for patch PSS*1*61 identifies those drugs with discrepancies between the CS FEDERAL SCHEDULE field (#19) of the VA PRODUCT file (#50.68) and DEA,

SPECIAL HDLG field (#3) of the DRUG file (#50), and generates four mail messages with the following subjects to the installer and to holders of the PSNMGR keys:

- CS FEDERAL SCHEDULE AND DEA, SPECIAL HDLG DISCREPANCIES
- CONTROLLED SUBSTANCES NOT MATCHED
- CONTROLLED SUBSTANCES NOT SET CORRECTLY
- DISCREPANCY IN DEA WITHIN DRUGS TIED TO AN OI

These mail messages can be used to clean up the DEA, SPECIAL HDLG code in the DRUG file (#50) where appropriate.

The post-install also checks to see if the DEA, SPECIAL HDLG field (#3) of the DRUG file (#50) is null and if the drug is matched to an entry in the VA PRODUCT file (#50.68), and the CS FEDERAL SCHEDULE field (#19) of the VA PRODUCT file (#50.68) has data, then it updates the DEA, SPECIAL HDLG field (#3) of the DRUG file (#50) with the DEA, SPECIAL HDLG code mapped to corresponding CS FEDERAL SCHEDULE code.

This new *Controlled Substances/PKI Reports* [PSS CS/PKI REPORTS] option is added to the *Pharmacy Data Management* menu to re-generate these post-install Mailman messages on demand.

1.16 Send Entire Drug File to External Interface [PSS MASTER FILE ALL]

This option sends updated information for every entry in the DRUG file (#50) to the external interface for Outpatient Pharmacy dispensing systems, using HL7 standard V. 2.4 messages. All entries are sent, regardless of how they are marked for Application Package Use.

To use this option, the following items must be set up properly in the OUTPATIENT SITE file (#59):

- In the AUTOMATED DISPENSE field (#105), the value should be set to **V. 2.4**. This enables sending data through the Interface Engine using HL7 V. 2.4 standard.
- In the ENABLE MASTER FILE UPDATE field (#105.2), the value should be set to **YES**.
- In the DISPENSE DNS NAME field (#2006), there should be some value defined. This value sends the DNS name of the dispensing system (for example, **dispensemachine1.vha.med.va.gov**) to the Interface Engine, so that the Interface Engine knows where to route the HL7 messages.

Example: *Send Entire Drug File to External Interface* [PSS MASTER FILE ALL] Option

```
Select Pharmacy Data Management Option: PSS MASTER FILE ALL      Send Entire Drug File to
External Interface
Send Entire Drug File to External Interface

Press RETURN to continue...
```

The *Enhanced Order Checks Setup Menu* options are located here on the main menu. Because this menu will be removed when PRE V.0.5 is released, the descriptions have been moved to the end of this chapter (1.23).

Current functionality in the PDM package is that when a new drug is entered, information is sent to the OPAI, if one is defined. Patches PSS*1*156 and PSO*7*354 provide the ability of adding more than one dispensing device per division. It was recommended that this particular option not be enhanced with the multiple ADD capability since it is not currently used. Sites make manual entries of drugs into the console of the dispensing devices directly.

1.17 IV Additive/Solution [PSS ADDITIVE/SOLUTION]

The *IV Additive/Solution* [PSS ADDITIVE/SOLUTION] option was created by Patch PSS*1*147 to provide an umbrella for all the options related to reviewing IV Additive and IV Solution data. Note that with the advent of Patch PSS*1*117, the menu reads *IV Additive/Solution* [PSS ADDITIVE/SOLUTION] option and the *Mark PreMix Solutions* [PSS MARK PREMIX SOLUTIONS] option has been added.

1.17.1 IV Additive Report [PSS IV ADDITIVE REPORT]

Patch PSS*1*147 creates a new *IV Additive Report* [PSS IV ADDITIVE REPORT] option to display IV Additive information. A user can select to display only entries marked with '1 BAG/DAY' in the ADDITIVE FREQUENCY field (#18), or only those entries with nothing entered in the ADDITIVE FREQUENCY field (#18), or all entries can be displayed. The report will print the following data elements:

- Print Name
- Generic Drug
- Drug Unit
- Synonyms
- Pharmacy Orderable Item
- Inactivation Date
- Used in IV Fluid Order Entry
- Additive Frequency

If the user chooses to print only the IV Additives marked with '1 BAG/DAY' in the ADDITIVE FREQUENCY field (#18) or those entries with nothing entered in the ADDITIVE FREQUENCY field (#18) and none are found, the report will display 'No IV Additives marked as '1 BAG/DAY' or 'No IV Additives marked as null' respectively.

Example 1: User selects only IV Additives marked with no value in the ADDITIVE FREQUENCY Field (#18)

```
Select IV Additive/Solution Reports Option: IV Additive Report
```

```
This report displays entries in the IV ADD (#52.6) File. You can select
```

to display only entries marked with '1 BAG/DAY' in the ADDITIVE FREQUENCY (#18) Field, or only those entries with nothing entered in the ADDITIVE FREQUENCY (#18) Field, or all entries can be displayed.

Select one of the following:

1	Print entries marked as '1 BAG/DAY' for ADDITIVE FREQUENCY
N	Print entries marked as Null for ADDITIVE FREQUENCY
A	Print all IV Additives

Print which IV Additives: A// N Print entries marked as Null for ADDITIVE FREQUENCY

This report is designed for 80 column format!

DEVICE: HOME// <ENTER>

:
:

IV Additives marked as null for ADDITIVE FREQUENCY Page: 1

Print Name: CALCIUM GLUCONATE
Drug Unit: MEQ
Synonyms: CAGLUC
Generic Drug: CALCIUM GLUCONATE 1GM
Pharmacy Orderable Item: CALCIUM GLUCONATE INJ,SOLN
Inactivation Date:
Used in IV Fluid Order Entry: YES
Additive Frequency:

Print Name: POTASSIUM CHLORIDE
Drug Unit: MEQ
Synonyms: KCL
Generic Drug: POTASSIUM CL 2MEQ/ML (10ML) INJ
Pharmacy Orderable Item: POTASSIUM CHLORIDE INJ,SOLN
Inactivation Date:
Used in IV Fluid Order Entry: YES
Additive Frequency:

End of Report.

Example 2: User Selects Only IV Additives marked with '1BAG/DAY' in the ADDITIVE FREQUENCY Field (#18)

Select IV Additive/Solution Reports Option: IV ADDitive Report

This report displays entries in the IV ADDITIVES (#52.6) File. You can select to display only entries marked with '1 BAG/DAY' in the ADDITIVE FREQUENCY (#18) Field, or only those entries with nothing entered in the ADDITIVE FREQUENCY (#18) Field, or all entries can be displayed.

Select one of the following:

1	Print entries marked as '1 BAG/DAY' for ADDITIVE FREQUENCY
N	Print entries marked as Null for ADDITIVE FREQUENCY
A	Print all IV Additives

Print which IV Additives: A// 1 Print entries marked as '1 BAG/DAY' for ADDITIVE FREQUENCY

This report is designed for 80 column format!

DEVICE: HOME// <ENTER>

IV Additives marked as '1 BAG/DAY' for ADDITIVE FREQUENCY Page: 1

No IV Additives marked as '1 BAG/DAY'.

End of Report.

Example 3: User selects all IV Additives

```
Select IV Additive/Solution Reports Option: IV Additive Report

This report displays entries in the IV ADDITIVES (#52.6) File. You can select
to display only entries marked with '1 BAG/DAY' in the ADDITIVE FREQUENCY (#18)
Field, or only those entries with nothing entered in the ADDITIVE FREQUENCY(#18)
Field, or all entries can be displayed.

    Select one of the following:

        1      Print entries marked as '1 BAG/DAY' for ADDITIVE FREQUENCY
        N      Print entries marked as Null for ADDITIVE FREQUENCY
        A      Print all IV Additives

Print which IV Additives: A// <ENTER>  Print all IV Additives

    This report is designed for 80 column format!

DEVICE: HOME//  <ENTER>

All IV Additives                                     Page: 1
-----

        Print Name: AMINOPHYLLINE
        Drug Unit: MG
        Synonyms:
        Generic Drug: AMINOPHYLLINE 25MG/ML 20ML INJ
        Pharmacy Orderable Item: AMINOPHYLLINE  INJ,SOLN
        Inactivation Date:
        Used in IV Fluid Order Entry: YES
        Additive Frequency: ALL BAGS

        Print Name: CALCIUM GLUCONATE
        Drug Unit: MEQ
        Synonyms: CAGLUC
        Generic Drug: CALCIUM GLUCONATE 1GM
        Pharmacy Orderable Item: CALCIUM GLUCONATE  INJ,SOLN
        Inactivation Date:
        Used in IV Fluid Order Entry: YES
        Additive Frequency:

        Print Name: HEPARIN
        Drug Unit: UNITS
        Synonyms:
        Generic Drug: HEPARIN 10,000 UNITS 4ML
        Pharmacy Orderable Item: HEPARIN  INJ,SOLN
        Inactivation Date:
        Used in IV Fluid Order Entry: YES
        Additive Frequency: ALL BAGS

        Print Name: TRACE ELEMENTS
        Drug Unit: ML
        Synonyms:
        Generic Drug: TRACE ELEMENTS 5ML INJ
        Pharmacy Orderable Item: TRACE ELEMENTS  INJ,CONC-SOLN
        Inactivation Date:
        Used in IV Fluid Order Entry: YES
        Additive Frequency: 1 BAG/DAY

End of Report.
```

1.17.2 IV Solution Report [PSS IV SOLUTION REPORT]

The *IV Solution Report* [PSS IV SOLUTION REPORT] option displays only IV solutions marked as PreMixes or all IV solutions.

The report will print the following data elements:

- Print Name
- Print Name {2}
- Volume
- Synonyms
- Generic Drug
- Pharmacy Orderable Item
- Inactivation Date
- Used in IV Fluid Order Entry
- PreMix

If the user chooses to print only the IV solutions marked as PreMixes and none are found the report will display 'No IV Solutions marked as PreMixes found.'

Example 1: User selects only solutions marked as PreMix

```
Select Enhanced Order Checks Setup Menu Option: IV SOLUTION Report

This report displays only those solutions in the IV Solutions (#52.7) File
that are marked as PreMix IV Solutions, or it displays all Solutions.

  Select one of the following:

      P          Print only IV Solutions marked as PreMix
      A          Print All IV Solutions

Print report for PreMix (P), or All IV Solutions (A): (P/A): Premix: P// <ENTER> rint only IV
Solutions marked as PreMix

  This report is designed for 80 column format!

DEVICE: HOME// <ENTER>

Solution PreMix report for IV Solutions marked as PreMix                Page: 1
-----
      Print Name: DOPAMINE 400MG IN DEXTROSE 5%   Volume: 500 ML
      Print Name {2}:
      Synonyms: INTROPIN
                DOPAMINE D5
      Generic Drug: DOPAMINE 400MG IN 5% DEXTROSE 500ML
      Pharmacy Orderable Item: DOPAMINE IN DEXTROSE 5% INJ,SOL
      Inactivation Date:
      Used in IV Fluid Order Entry: YES
                Premix: YES

End of Report
```

Example 2: User Selects all IV Solutions

```
Select Enhanced Order Checks Setup Menu Option: IV Solution Report

This report displays only those solutions in the IV Solutions (#52.7) File
that are marked as PreMix IV Solutions, or it displays all Solutions.

  Select one of the following:

      P          Print only IV Solutions marked as PreMix
      A          Print All IV Solutions

Print report for PreMix (P), or All IV Solutions (A): (P/A): Premix: P// a Print All IV
Solutions

  This report is designed for 80 column format!

DEVICE: HOME// <ENTER>
```

```

Solution PreMix report for all IV Solutions
Page: 1
-----
Print Name: 0.9% SODIUM CHLORIDE      Volume: 100 ML
Print Name {2}:
Synonyms: 2673
Generic Drug: SODIUM CHLORIDE 0.9% 100ML
Pharmacy Orderable Item: SODIUM CHLORIDE  INJ
Inactivation Date:
Used in IV Fluid Order Entry: YES
PreMix:

Print Name: 0.9% SODIUM CHLORIDE      Volume: 50 ML
Print Name {2}:
Synonyms: 2672
Generic Drug: SODIUM CHLORIDE 0.9% 50ML
Pharmacy Orderable Item: SODIUM CHLORIDE  INJ
Inactivation Date:
Used in IV Fluid Order Entry: YES
PreMix:

Print Name: 20% DEXTROSE      Volume: 500 ML
Print Name {2}:
Synonyms:
Generic Drug: DEXTROSE 20% IN WATER 500ML
Pharmacy Orderable Item: DEXTROSE  INJ,SOLN
Inactivation Date:
Used in IV Fluid Order Entry: YES
PreMix:

Print Name: METRONIDAZOLE 500MG IN NACL      Volume: 100 ML
Print Name {2}:
Synonyms:
Generic Drug: METRONIDAZOLE 500MG/100ML NACL
Pharmacy Orderable Item: METRONIDAZOLE/SODIUM CHLORIDE  INJ,SOLN
Inactivation Date:
Used in IV Fluid Order Entry: YES
PreMix: YES

End of Report.

```

1.17.3 Mark PreMix Solutions
[PSS MARK PREMIX SOLUTIONS]

The *Mark PreMix Solutions* [PSS MARK PREMIX SOLUTIONS] option allows a user to quickly mark an IV Solution as a PreMix.

The following data fields can be edited:

- Print Name
- Print Name {2}
- Generic Drug
- Volume
- Inactivation Date
- Used in IV Fluid Order Entry
- PreMix

After an entry has been edited successfully, the user is prompted to enter another IV Solution to edit. Press <ENTER>, to exit out of the option.

Example: User chooses *Mark PreMix Solutions* [PSS MARK PREMIX SOLUTIONS] to mark an IV Solution as premixed

```
Select IV Additive/Solution Option:  MARK
Select IV SOLUTIONS PRINT NAME: HEP
  1  HEPARIN 1,000U/0.9% NS-2U/ML          500 ML
  2  HEPARIN 25,000U/D5W (50U/ML)         250 ML
  3  HEPARIN 25000 UNITS/0.45% NACL       250 ML
CHOOSE 1-3: 3  HEPARIN      25000 UNITS/0.45% NACL      250 ML
PRINT NAME: HEPARIN 25000 UNITS/0.45% NACL  Replace
PRINT NAME {2}:
GENERIC DRUG: HEPARIN 25,000 UNITS IN 0.45% NACL 250ML
//
VOLUME: 250 ML//
INACTIVATION DATE:
USED IN IV FLUID ORDER ENTRY: YES//
PREMIX: YES//
```

1.18 Warning Builder [PSS WARNING BUILDER]

The *Warning Builder* [PSS WARNING BUILDER] option allows the user to print a copy of the old and new warning file entries. The user can choose various ways to select drugs to review which warnings will print when the flag is turned on to use the new warning label source. This option also allows the user to override the default warning labels to create a custom warning label list for the selected drug. This is accomplished by specifying a list of warning numbers from the old RX CONSULT file (#54) and/or the new commercial data source warning file.

Example: *Warning Builder* [PSS WARNING BUILDER] Option

```
Select Pharmacy Data Management Option:  WARNING Builder

The RX CONSULT File (#54) contains local label expansions.
The WARNING LABEL-ENGLISH file (#50.625) contains national label
expansions in English.
The WARNING LABEL-SPANISH file (#50.626) contains national label
expansions in Spanish.
It is important to note that RX Consult entry numbers do not
correlate with the other files (i.e. Number 7 in file 54 is not
included in file 50.625).
You should print a list of the current RX CONSULT file entries
and the current WARNING LABEL-ENGLISH file entries.

Would you like to print a list of the entries in these files? N//  YES

Would you like to include the Spanish translations? N//  YES

You may queue the report to print, if you wish.

DEVICE: HOME//    COMPUTER ROOM

                RX CONSULT file - WARNING LABEL TEXT

Date printed: JAN 18,2005                               Page: 1
=====
RX CONSULT NUMBER:  1

-MAY CAUSE DROWSINESS-
Alcohol may intensify this effect.
```

USE CARE when driving or
when operating dangerous machinery.

RX CONSULT NUMBER: 2

IMPORTANT: Finish all this medication
unless otherwise directed by prescriber.

RX CONSULT NUMBER: 3

Take medication on an EMPTY STOMACH
1 hour before or 2-3 hours after a
meal unless otherwise directed by
your doctor.

RX CONSULT NUMBER: 4

Do not take antacids or iron
preparations or eat dairy products
within 1 hour of taking this medication.

RX CONSULT NUMBER: 5

Take with plenty of WATER.

RX CONSULT NUMBER: 6

May cause discolored urine or feces.

RX CONSULT NUMBER: 7

It may be advisable to drink a full
glass of orange juice or eat a banana
daily while on this medication

RX CONSULT NUMBER: 8

DO NOT DRINK ALCOHOLIC BEVERAGES
when taking this medication.

RX CONSULT NUMBER: 9

DO NOT TAKE
non-prescription drugs
without medical advice.

RX CONSULT NUMBER: 10

TAKE WITH FOOD OR MILK.

RX CONSULT NUMBER: 11

Avoid prolonged exposure to SUNLIGHT
and finish all this medication
unless otherwise directed by prescriber.

RX CONSULT NUMBER: 12

SHAKE WELL

RX CONSULT NUMBER: 13

For external use ONLY.

RX CONSULT NUMBER: 14

NOTE DOSAGE STRENGTH

RX CONSULT NUMBER: 15

REFRIGERATE -DO NOT FREEZE

RX CONSULT NUMBER: 16

This prescription CANNOT be
refilled without a written
duplicate from your physician.

RX CONSULT NUMBER: 17

Do not use after specified date.

RX CONSULT NUMBER: 18

THIS PRESCRIPTION CANNOT BE REFILLED.

RX CONSULT NUMBER: 19

This is the same medication you
have been getting. Color, size
or shape may appear different.

RX CONSULT NUMBER: 20

CAUTION: Federal law prohibits the
transfer of this drug to any person
other than the patient for whom it
was prescribed.

Spanish translation:

PRECAUCION: La ley federal prohíbe la transferencia de este medicamento
a otro paciente para el que no fue recetado.

End of Rx Consult file Report.

Press Return to continue: <Enter>

WARNING LABEL-ENGLISH file - WARNING LABEL TEXT

Date printed: JAN 18,2005

Page: 1

=====

WARNING LABEL-ENGLISH NUMBER: 1

May cause drowsiness. Alcohol may intensify this
effect. Use care when operating a car or dangerous
machines.

Spanish translation:

Puede causar somnolencia. El alcohol puede intensificar
este efecto. Tenga cuidado cuando conduzca vehiculos
automotores u opere maquinaria peligrosa.

WARNING LABEL-ENGLISH NUMBER: 2

Important: Finish all this medication unless
otherwise directed by prescriber.

Spanish translation:

Importante: Acabe todo este medicamento a menos que
quien le escriba la receta le indique lo contrario.

WARNING LABEL-ENGLISH NUMBER: 3

Take medication on an empty stomach one hour before
or two to three hours after a meal unless otherwise
directed by your doctor.

Spanish translation:

Tome este medicamento con el estómago vacío una hora
antes o dos a tres horas después de comer, a menos que

```

su médico le indique lo contrario.
-----
WARNING LABEL-ENGLISH NUMBER: 4

Do not take dairy products, antacids, or iron
preparations within one hour of this medication.

Spanish translation:
Una hora antes de tomar este medicamento y hasta una
hora después de tomarlo, no tome productos lácteos,
antiácidos, o preparados de hierro.
-----
WARNING LABEL-ENGLISH NUMBER: 5

Medication should be taken with plenty of water.

Spanish translation:
Debe tomar este medicamento con mucha agua.
-----
.
.
.
This will print all warning labels in the commercial data source's warning file.

```

(To save space, only the first five warning labels are displayed in this example.)

```

Select one of the following to display drugs that match that criteria to
examine or edit their drug warnings:
1. Drug has WARNING LABEL filled in but there are no FDB warnings for the drug
2. Drug has WARNING LABEL numbers higher than 20
3. Select by range of drug names
4. Drug has more than 5 warning labels
5. Drugs containing specific WARNING LABEL number
6. Drug has WARNING LABEL that does not map to new data source
7. Drugs containing specific new data source warning number
8. Drugs containing gender-specific warnings
9. Drugs with warning mapping, but drug doesn't contain "mapped to" number
Enter selection: // 4 GREATER THAN 5 WARNINGS

Exclude drugs with NEW WARNING LABEL LIST filled in? Y// <Enter> ES

NOTE: Only the first 5 warnings will print on the yellow auxiliary labels.
Do you want to see the warning text for all warnings? Y// <Enter> ES
Warnings (>5) that won't print and won't be sent to CMOP
will be marked with a "*" on the following screens.

Current Warning labels for ACETAMINOPHEN AND CODEINE 30MG
Labels will print in the order in which they appear for local and CMOP fills:

1N May cause drowsiness. Alcohol may intensify this effect. Use care when
operating a car or dangerous machines.

62N May cause dizziness

45N Taking more of this medication than recommended may cause serious
breathing problems.

8N Do not drink alcoholic beverages when taking this medication.

20 CAUTION: Federal law prohibits the transfer of this drug to any person
other than the patient for whom it was prescribed.

*66N This medicine contains ACETAMINOPHEN.Taking more ACETAMINOPHEN than
recommended may cause serious liver problems.

*70N Do not take other ACETAMINOPHEN containing products at the same time
without first checking with your doctor. Check all medicine labels carefully.

```

```

*14N Obtain medical advice before taking non-prescription
drugs as some may
affect the action of this medication.

Pharmacy fill card display: DRUG WARNING 1N,62N,45N,8N,20,66N,70N,14N
NOTE: Because the NEW WARNING LABEL LIST field is empty, the warnings above
are the warnings that our national data source distributes for this drug.

Would you like to edit this list of warnings? N// <Enter> 0

Current Warning labels for ALPRAZOLAM 0.25MG TABS
Labels will print in the order in which they appear for local and CMOP fills:

1N May cause drowsiness. Alcohol may intensify this effect. Use care when
operating a car or dangerous machines.

82N Warning: Do not use if you are pregnant, suspect that you are pregnant,
or while breastfeeding. Consult your doctor or pharmacist.

71N Do not eat grapefruit or drink grapefruit juice at any time while taking
this medication.

14N Obtain medical advice before taking non-prescription drugs as some may
affect the action of this medication.

20 CAUTION: Federal law prohibits the transfer of this drug to any person
other than the patient for whom it was prescribed.

*94N Herbal/dietary supplement products may interact with this medication.
Discuss any such product with your doctor or pharmacist before taking.

Pharmacy fill card display: DRUG WARNING 1N,82N,71N,14N,20,94N
NOTE: Because the NEW WARNING LABEL LIST field is empty, the warnings above
are the warnings that our national data source distributes for this drug.

Would you like to edit this list of warnings? N// YES
NEW WARNING LABEL LIST: 1,2,3N

Current Warning labels for ALPRAZOLAM 0.25MG TABS
Labels will print in the order in which they appear for local and CMOP fills:

1 -MAY CAUSE DROWSINESS- Alcohol may intensify this effect. USE CARE when
driving or when operating dangerous machinery.

2 IMPORTANT: Finish all this medication unless otherwise directed by
prescriber.

3N Take medication on an empty stomach one hour before or two to three hours
after a meal unless otherwise directed by your doctor.

20 CAUTION: Federal law prohibits the transfer of this drug to any person
other than the patient for whom it was prescribed.

Pharmacy fill card display: DRUG WARNING 1,2,3N,20
NEW WARNING LABEL LIST: 1,2,3N

Would you like to edit this list of warnings? N// <Enter> 0

```

1.19 Warning Mapping

[PSS WARNING MAPPING]

The *Warning Mapping* [PSS WARNING MAPPING] option is used to match an entry from the RX CONSULT file (#54) to the WARNING LABEL-ENGLISH file (#50.625) to aid in using the *Warning Builder* [PSS WARNING BUILDER] option to identify local warnings that do not have an equivalent entry in the commercial data source. The user can also enter a Spanish

translation for an RX CONSULT file (#54) entry, if desired, but whenever possible, the commercial data source's warnings should be used.

Example: Warning Mapping [PSS WARNING MAPPING] Option

```
Select Pharmacy Data Management Option: WARNING MAPPING

Note: Warning mapping is only used as an aid when using the warning builder.
      If a DRUG WARNING is defined with a warning mapping of 0, that entry will be
      skipped when choosing option 6 Drug has WARNING LABEL that does not map to
      new data source.
Enter RETURN to continue or '^' to exit:

CURRENT WARNING MAPPING

DRUG WARNING                               Mapped to New data source number
1      DROWSINESS                           1
2      FINISH                               2
3      EMPTY STOMACH                        3
4      NO DAIRY PRODUCTS                    4
5      WATER                                5
6      DISCOLORATION                        6
7      DIURETIC K                           7
8      NO ALCOHOL                           8
9      ADVICE                               9
10     WITH FOOD                            10
11     SUNLIGHT                             11
12     SHAKE WELL                           12
13     EXTERNAL                             13
14     STRENGTH                             14
15     REFRIGERATE                          30
16     DUPLICATE                            16
17     EXPIRATION DATE                      17
18     NO REFILL                            18
19     SAME DRUG                            19
20     NO TRANSFER                          20

Enter a valid Rx Consult file number: 1 DROWSINESS
-MAY CAUSE DROWSINESS-
Alcohol may intensify this effect.
USE CARE when driving or
when operating dangerous machinery.

Rx Consult file number 1 is mapped to WARNING LABEL-ENGLISH number 1
May cause drowsiness. Alcohol may intensify this
effect. Use care when operating a car or dangerous
machines.

Do you want to change the mapping? N// y YES

WARNING MAPPING: 1// 8
Do not drink alcoholic beverages when taking this
medication.

Do you want to enter/edit a Spanish translation for this entry? N// <Enter> 0

Enter a valid Rx Consult file number: 20 NO TRANSFER
CAUTION: Federal law prohibits the
transfer of this drug to any person
other than the patient for whom it
was prescribed.

Enter a number from WARNING LABEL-ENGLISH file to map to: : // 0

Do you want to enter/edit a Spanish translation for this entry? N// y YES
```

SPANISH TRANSLATION: PRECAUCION: La ley federal prohíbe la transferencia de este medicamento a otro paciente para el que no fue recetado.

Enter a valid Rx Consult file number: <Enter>

1.20 Pharmacy Enterprise Product System (PEPS) Services Menu

[PSS PEPS Services]

The *PEPS Services* [PSS PEPS Services] sub-menu contains options that are used to check and validate that the connection to the vendor database used for enhanced order checking (i.e., drug interactions, duplicate therapy, and dosing) is enabled and operational. It also provides the ability to execute various order checks to ensure that the database is installed properly and is reachable. One option allows the scheduling of a background job, which monitors the connection to the vendor database and notifies the user when the connection goes down.

This sub-menu contains the following options:

- Check Vendor Database Link
- Check PEPS Services Setup
- Schedule/Reschedule Check PEPS Interface

1.20.1 Check Vendor Database Link

[PSS CHECK VENDOR DATABASE LINK]

The *Check Vendor Database Link* [PSS CHECK VENDOR DATABASE LINK] option allows you to check whether VistA can or cannot communicate with the vendor database. If the communication link is up and running, the vendor database version, build version and date it was issued will be displayed for both standard and custom databases. Standard data is as received from the vendor, while custom data is modified standard or new data provided by the VA. The date and time of the connection will also display.

If the connection could not be made, this status is displayed with the date and time a successful connection was last made. The Domain Name Service (DNS) for the MOCHA server now displays with Patch PSS*1*173.

Example 1: Successful Connection Made to Vendor Database

```
Select Pharmacy Data Management Option: PEPS Services
Select PEPS Services Option: CHECK VENDOR Database Link

Database Version: 6
Build Version: 3.2
Issue Date: 01/29/2010

Custom Database Version: 6
Custom Build Version: 3.2
Custom Issue Date: 08/07/2009

Connected to MOCHA2-PRE.R01.PHARMACY.HEALTHEVET.VA.GOV successfully @FEB 22, 2010@16:31
```

```
Press Return to Continue:
Select PEPS Services Option:
```



```
CHOOSE 1-2: 2  Check Vendor Database Link

Database Version: 7
Build Version: 3.2
Issue Date: 06/04/2010

Custom Database Version: NOT AVAILABLE
Custom Build Version: NOT AVAILABLE
Custom Issue Date: NOT AVAILABLE

Connected to MOCHA2-PRE.R01.PHARMACY.HEALTHVET.VA.GOV successfully @AUG 12, 2010@09:05
Press Return to Continue:
```



Example 2: Connection Could Not Be Made to Vendor Database:

```
Select PEPS Services Option: CHECK Vendor Database Link

Connection could not be made to MOCHA2-PRE.R01.PHARMACY.HEALTHVET.VA.GOV.

Last reached @OCT 25, 2010@14:52

Press Return to Continue:
```

1.20.2 Check PEPS Services Setup [PSS CHECK PEPS SERVICES SETUP]

The *Check PEPS Services Setup* [PSS CHECK PEPS SERVICES SETUP] option provides the ability to check and validate that the link to the vendor interface used for enhanced order checking (drug interaction, duplicate therapy, and dosing) is enabled and operational. The option executes various predetermined order checks against the vendor database to ensure that the database is installed correctly and is reachable.



Example 1: Vendor Database Reachable; Enhanced Order Checks Executed.

```
<CPM> Select PEPS Services Option: CHECK
1  Check PEPS Services Setup
2  Check Vendor Database Link
CHOOSE 1-2: 1  Check PEPS Services Setup
This option performs several checks. You may queue this report if you wish.

Among these checks are:
-----
```

```

A connection check to the Vendor Database
Drug-Drug Interaction Check
Duplicate Therapy Order Check
Dosing Order Check
Custom Drug-Drug Interaction Check

Select Device: HOME// <ENTER>   COMPUTER ROOM

Checking Vendor Database Connection...OK

Type <Enter> to continue or '^' to exit:Performing Drug-Drug Interaction Order Check for
CIPROFLOXACIN HCL 250MG TAB
and WARFARIN NA (GOLDEN STATE) 5MG TAB...OK

    Critical Drug Interaction: Concurrent use of quinolones may increase the
    hypoprothrombinemic effects of anticoagulants, which may result in an
    increased risk of bleeding.

Type <Enter> to continue or '^' to exit:Performing Duplicate Therapy Order Check for
CIMETIDINE 300MG TAB and
RANITIDINE 150MG TAB...OK

Therapeutic Duplication with CIMETIDINE 300MG TAB and RANITIDINE 150MG TAB
    Duplicate Therapy Class(es): Peptic Ulcer Agents,Histamine-2 Receptor
    Antagonists (H2 Antagonists)

Type <Enter> to continue or '^' to exit:Performing Dosing Order Check for ACETAMINOPHEN 500MG
TAB - 3000MG Q4H...OK

    Single dose amount of 3,000 MILLIGRAMS exceeds the maximum single dose amount
    of 1,000 MILLIGRAMS.

    Total dose amount of 18,000 MILLIGRAMS/DAY exceeds the maximum daily dose
    amount of 4,000 MILLIGRAMS/DAY.

Type <Enter> to continue or '^' to exit:
Performing Custom Drug-Drug Interaction Order Check for CLARITHROMYCIN 250MG
TAB and DIAZEPAM 5MG TAB...OK

    Significant Drug Interaction: Serum concentrations of certain benzodiazepines may be
    increased enhancing their pharmacological effects. Toxic effects of increased
    benzodiazepine levels include profound sedation, respiratory depression, coma, and/or
    death.

Type <Enter> to continue or '^' to exit:

```

Example 2: Vendor database unreachable; enhanced order checks cannot be executed.

```

Select PEPS Services Option: check
    1   Check PEPS Services Setup
    2   Check Vendor Database Link
CHOOSE 1-2: 1   Check PEPS Services Setup
Checking Vendor Database Connection...

    Connection could not be made to Vendor database.
    Last reached @MAR 02, 2010@11:44

Press Return to Continue:

```

1.20.3 Schedule/Reschedule Check PEPS Interface [PSS SCHEDULE PEPS INTERFACE CK]

The *Schedule/Reschedule Check PEPS Interface* [PSS SCHEDULE PEPS INTERFACE CK] option allows you to schedule the Interface Scheduler [PSS INTERFACE SCHEDULER] option, which tests the PEPS interface by sending a PING request. If the PEPS Interface is not available, a mail message will be sent to the G.PSS ORDER CHECKS mail group. This must be scheduled

so constant monitoring takes place on the Mocha Interface, to provide timely notification of any problems.

Please note that the next paragraph regarding the POSTMASTER is only applicable up until the installation of patch PSS*1.0*163, because PSS*1.0*163 includes functionality that will replace any Person's Internal Entry Number in the interface message that is not a whole number with the number 0, because the interface will accept 0 as a valid number. PSS*1.0*163 will also do the same with Job Number, and Station Number (after stripping off any non-numeric characters). This conversion will also happen on all Order Check messages.

When scheduling this job, the person that is doing the scheduling must NOT have assumed the identity of the POSTMASTER, because the Internal Entry Number of the POSTMASTER is .5, and the decimal could cause the interface to fail, so this job would continue to fail until it is scheduled by another user other than POSTMASTER.

IMPORTANT: A device must be entered in the DEVICE FOR QUEUED JOB OUTPUT field. If a device is not entered, then the job can result in a failure, generating the mail message indicating the Order Check system is not available, when the system really was never unavailable. Most sites have a "NULL" type entry in the DEVICE (#3.5) File, as that is the recommended device, since the tasked job does not write any data. Additionally, it is recommended that "Startup Persistent" be entered in the SPECIAL QUEUING field. This will queue the job to run whenever the TaskMan/computer is started (i.e., at System Boot), and will restart the task if it stops unexpectedly. If this type of restart does occur, the task could be set by Kernel to be run by POSTMASTER, which as stated in the previous paragraph could cause the job to fail. If this occurs, then someone would need to reschedule the job, with the identity of any user besides POSTMASTER. Also as stated a few paragraphs earlier, this POSTMASTER issue is resolved by patch PSS*1.0*163, by replacing .5 with a 0 in the interface message

To check the link, start up the *PEPS Services Option Menu* [PSS PEPS SERVICES].

```
Check Vendor Database Link
Check PEPS Services Setup
Schedule/Reschedule Check PEPS Interface
Print Interface Data File

Select PEPS Services Option: Schedule/Reschedule Check PEPS Interface

          Edit Option Schedule
Option Name: PSS INTERFACE SCHEDULER
Menu Text: Interface Scheduler                                TASK ID: 892595

-----
QUEUED TO RUN AT WHAT TIME: JAN 23,2011@14:25:41
DEVICE FOR QUEUED JOB OUTPUT: NULL DEVICE;P-DEC;80;64
QUEUED TO RUN ON VOLUME SET:

          RESCHEDULING FREQUENCY: 900S

          TASK PARAMETERS:

          SPECIAL QUEUEING: Startup Persistent

-----
Exit      Save      Next Page      Refresh
```

```
Enter a command or '^' followed by a caption to jump to a specific field.
```

```
COMMAND:
```

```
Press <PF1>H for help Insert
```

1.20.4 Print Interface Data File [PSS SCHEDULE PEPS INTERFACE CK]

The *Print Interface Data File* [PSS SCHEDULE PEPS INTERFACE CK] option allows you to print a report from the VENDOR INTERFACE DATA file (#59.74) which keeps track of when and for how long the vendor interface is unavailable while a background process monitors the status of the interface and records in this file when the interface is down, when it becomes available again, and the total time it was unavailable. You are asked for a date/time range so that the report can then be sorted by the most recent downtime first and then provided a SELECT DEVICE PROMPT for the printing/displaying of the report.

Example: *Print Interface Data File* [PSS SCHEDULE PEPS INTERFACE CK] Option

```
Check Vendor Database Link
Check PEPS Services Setup
Schedule/Reschedule Check PEPS Interface
Print Interface Data File

<CPM> Select PEPS Services Option: Print Interface Data File

This report will print out all information related to when and for how long the
vendor interface is unavailable (sorted by most recent down time first).
This information comes from the VENDOR INTERFACE DATA FILE.

*** This has the potential to be a long report ***

You may queue the report to print if you wish. You may also "^" to halt the
report at any time.

START WITH DATE/TIME VENDOR UNAVAILABLE: FIRST// 3.18.11 (MAR 18, 2011)
GO TO DATE/TIME VENDOR UNAVAILABLE: LAST// T (MAY 18, 2011)
DEVICE: QUEUE TO PRINT ON
DEVICE: REX REX$PRT Printer Alley

Requested Time To Print: NOW// <Enter> (MAY 18, 2011@11:30)
REQUEST QUEUED!
Task number: 3469591

Check Vendor Database Link
Check PEPS Services Setup
Schedule/Reschedule Check PEPS Interface
Print Interface Data File

<CPM> Select PEPS Services Option:
```

If the PEPS Interface is down, a priority mail message will be sent to the G.PSS ORDER CHECKS mail group. When the interface is back up again, another priority mail message will be sent to the G. PSS ORDER CHECKS mail group. Only *one* message per occurrence (interface being down or coming back up) is sent because the background job runs every 15 minutes.

Here is an example of the mail message when the database is down:

```
Subj: ORDER CHECK DATABASE DOWN [#55252] 03/02/10@11:59 2 lines
```

```
From: PSS INTERFACE SCHEDULER In 'IN' basket. Automatic Deletion Date: Mar 30, 2010
-----Connection to
Vendor Database is down! No Drug-Drug Interactions, Duplicate
Therapy or Dosing Order Checks will be performed until the connection is reestablished!!!
Enter message action (in IN basket): Ignore//
```

Here is an example of the mail message when the database is back up:

```
Subj: ORDER CHECK DATABASE IS BACK UP [#57254] 08/15/10@02:44 2 lines
From: PSS INTERFACE SCHEDULER In 'IN' basket.
Automatic Deletion Date: Aug 18, 2010 Page 1 Priority!
-----
Connection to Vendor Database has been restored! Drug-Drug Interactions,
Duplicate Therapy and Dosing Order Checks can now be performed.
Enter message action (in IN basket): Ignore//
```

1.21 Inpatient Drug Management [PSS INP MGR]

Patch PSS*1*146 corrected a patient safety issue in which editing the IV ADDITIVES file (#52.6) and/or IV SOLUTIONS file (#52.7) using the *Drug Enter/Edit* [PSS DRUG ENTER/EDIT] option was problematic. The functionality was changed to prevent erroneous matching with Dispense Drugs.

The software now gives the user the choice to enter and link the dispense drug to a new Additive or Solution as well as a confirmation of the selected dispense drug that will be linked to the selected additive/solution.

The *Inpatient Drug Management* [PSS INP MGR] sub-menu contains the following options:

- Additives File
- Dispense Drug Fields
- Dispense Drug/ATC Set Up
- Edit Cost Data
- EDit Drug Cost (IV)
- MARK/Unmark Dispense Drugs For Unit Dose
- PRimary Solution File (IV)

1.21.1 Additives File [PSSJI DRUG]

This option allows the applications coordinator to add, change, or inactivate drugs that are to be used as additives in the IV room. All drug information is contained within the IV ADDITIVES file (#52.6).

To avoid confusion when users are linking an IV Additive to a Generic Drug at the GENERIC DRUG prompt in menu option *Additives File* [PSSJI DRUG], the option now clearly shows which is the IV Additive and which is the Generic Drug.

Example: IV Additive and Generic Drug

```
PRINT NAME: CEFAZOLIN//
GENERIC DRUG: CEFAZOLIN SOD 10GM M/D INJ// CEFAZ
1 CEFAZOLIN OPTH SOLN 50MG/CC (15CC)
2 CEFAZOLIN SOD 10GM M/D INJ AM115
3 CEFAZOLIN SOD 1GM INJ AM115 N/F
CHOOSE 1-3: 3 CEFAZOLIN SOD 1GM INJ AM115 N/
```

You are about to change the GENERIC DRUG linked to this ADDITIVE.
ADDITIVE CEFAZOLIN is currently linked to
GENERIC DRUG CEFAZOLIN SOD 10GM M/D INJ.

Are you sure you want to link ADDITIVE CEFAZOLIN
to GENERIC DRUG CEFAZOLIN SOD 1GM INJ? No//

PSS*1*174 resolved the issue of ambiguous IV Additive strength when a pharmacist is finishing an IV by adding a STRENGTH (#19) field to the IV ADDITIVES File (#52.6). The new STRENGTH (#19) field can be populated when adding a new IV Additive or when editing an existing IV Additive via menu option Additives File [PSSJI DRUG].

Example: Added Strength Field

```
PRINT NAME: CEFAZOLIN//
GENERIC DRUG: CEFAZOLIN SOD 10GM M/D INJ// AM115
USED IN IV FLUID ORDER ENTRY: YES//
DRUG UNIT: GM//
STRENGTH: 1// ??
```

This field identifies the numeric amount of medication that is provided by one unit-of-use for the identified product.

For example, if one vial contains 50 MG of medication, the STRENGTH will be entered as '50'. The DRUG UNIT of 'MG' is populated by the DRUG UNIT (#2) field.

Whenever a lookup is performed on the IV ADDITIVES File (#52.6), the STRENGTH (#19) field will display next to the NAME (#.01) field with the words "Additive Strength:" and then its value. Additionally, the DRUG UNIT (#2) field will be appended to the STRENGTH (#19) field. If the STRENGTH (#19) field is not populated for the IV Additive, the text "N/A" will display, and the DRUG UNIT (#2) field will not display.

Example: Additive Strength Field (continued)

```
Select IV TYPE: PIGGYBACK.
Select ADDITIVE: CEFAZOL
1 CEFAZOLIN Additive Strength: 1 GM
IV ROOM ONLY
2 CEFAZOLIN Additive Strength: 2 GM
3 CEFAZOLIN PREMIX Additive Strength: N/A
CHOOSE 1-3:
```

Quick Codes are displayed during the selection of an IV ADDITIVE during order entry. When a lookup is performed on an IV ADDITIVE, and there are QUICK CODES defined for the IV ADDITIVE, the QUICK CODE STRENGTH (#1) field and the USUAL IV SCHEDULE (#4) field from the QUICK CODE Subfile (#52.61) will display next to the QUICK CODE. If the QUICK CODE STRENGTH (#1) field is null, "N/A" will be displayed. If the USUAL IV SCHEDULE (#4) field is null, "N/A" will be displayed.

Example: Display of Quick Codes

```
Select ADDITIVE: CEFAZ
  1  CEFAZOLIN          Additive Strength: 1 GM
      - CEFAZ1GM -      Quick Code Strength: 1 GM      Schedule: N/A
      - CEFAZ2GM -      Quick Code Strength: N/A      Schedule: BID
  2  CEFAZOLIN          Additive Strength: 2 GM
      IV ROOM ONLY
  3  CEFAZOLIN PREMIX   Additive Strength: N/A
CHOOSE 1-3:
```

PSS*1*174 also enhanced the capabilities of the IV ADDITIVES File (#52.6) so that a user can enter a new additive that has the same name as an existing entry. Previously, a Fileman workaround had to be used to enter an identically named entry. Now, if the user types in a name that already exists in the file, they will first be presented with a list of available selections. If the user scrolls through the list without selecting an entry, they will be presented with the prompt to add a new entry.

For example - IV ADDITIVES File (#52.6)

```
CHOOSE 1-2: 1  PSSJI DRUG      Additives File
Additives File
Select IV ADDITIVES PRINT NAME: TESTDRUG
Lookup: PRINT NAME
  1  TESTDRUG          Additive Strength: 10 MG
      - TESTDRUG -      Additive Strength: N/A
  2  TESTDRUG          Additive Strength: N/A
  3  TESTDRUG          Additive Strength: 5 GM
      - TESTDRUG -      Additive Strength: 12 GM
  4  TESTDRUG          Additive Strength: 12 GM
CHOOSE 1-4:
Are you adding 'TESTDRUG' as a new IV ADDITIVES (the 77TH)? No// Y
(Yes)
```

Patch PSS*1*189 enhances the *Additives File* [PSSJI DRUG] option to display the INACTIVATION DATE field (#12) for the IV ADDITIVES file (52.6).

1.21.2 Dispense Drug Fields [PSSJU DRG]

This option allows the user to enter data into fields that are used as default values, and in calculating default values, when the drug is chosen in Unit Dose ORDER ENTRY. This option allows the selection of any drug, including INACTIVE or NON-FORMULARY items.

1.21.3 Dispense Drug/ATC Set Up [PSSJU DRUG/ATC SET UP]

This allows the user to edit the drug fields necessary to send drugs to ATC Unit Dose dispensing machine. In order for a drug to be sent to the ATC, the drug must have a CANISTER NUMBER for each ward group that will be sending a pick list to the ATC, and the drug must also have a MNEMONIC.

1.21.4 Edit Cost Data [PSSJU DCC]

Allows the user to edit the dispensing cost data used for the cost reports. If any data is changed, a MailMan message is sent to all users holding the PSJU MGR security key (supervisors).

1.21.5 Edit Drug Cost (IV) [PSSJI EDIT DRUG COST]

This menu option allows the cost per unit to be entered for drugs (both additives and solutions).

1.21.6 MARK/Unmark Dispense Drugs For Unit Dose [PSSJU MARK UD ITEMS]

This allows users to easily mark or unmark items from the Drug file (#50) for use by the Unit Dose Medications package. Only those items marked for Unit Dose are selectable for Unit Dose orders. When the Inpatient Medications package is first installed, it marks all items in the DRUG file (#50) for use by Unit Dose so that users may immediately continue to use the package. This can be used to unmark those dispense items that Unit Dose users should not be able to select.

1.21.7 PRimary Solution File (IV) [PSSJI SOLN]

This option is for the applications coordinator to add, change, or inactivate primary solutions used in the IV section. The solution must already exist in the DRUG file (#50) to be selected here. If use of a primary solution is to be discontinued, the solution should be inactivated by entering an inactivation date, rather than by deleting the solution from the file.

PSS*1*174 enhanced the capabilities of the IV SOLUTIONS File (#52.7) so that a user can enter a new solution that has the same name as an existing entry. Previously, a Fileman workaround had to be used to enter an identically named entry. Now, if the user types in a name that already exists in the file, they will first be presented with a list of available selections. If the user scrolls through the list without selecting an entry, they will be presented with the prompt to add a new entry.

Example: IV SOLUTIONS File (#52.7)

```
Select OPTION NAME: PSSJI SOLN          Primary Solution File (IV)
Primary Solution File (IV)
Select IV SOLUTIONS PRINT NAME: 0.9% SODIUM CHLORIDE
  Lookup: PRINT NAME
    1  0.9% SODIUM CHLORIDE             250 ML
    2  0.9% SODIUM CHLORIDE             50 ML
    3  0.9% SODIUM CHLORIDE             25 ML

CHOOSE 1-3:

Are you adding '0.9% SODIUM CHLORIDE' as
a new IV SOLUTIONS (the 32ND)? No// Y (Yes)
```

Patch PSS*1*189 enhances the Primary Solution File (IV) [PSSJI SOLN] option to display the INACTIVATION DATE field (#8) for the IV SOLUTIONS file (52.7).

IV solutions matched to an Orderable item will now be governed by the following rule (patch PSS*1*189):

An Orderable Item can only have ONE IV solution with a specific volume when it is marked to be used in the IV Order Dialog. When adding a new item to an Orderable item the volume for the new item must follow the above rule or an error message will display as shown in the example below:

Example:

```
PRINT NAME: NACL 0.9%/KCL 40MEQ  Replace
PRINT NAME {2}:
GENERIC DRUG: POTASSIUM CL 40MEQ/NACL 0.9% INJ,1000 ML//      TN102
VOLUME: 1000 ML//
Select ELECTROLYTES:
Select SYNONYM: 0.9% SODIUM CHLORIDE 40MEQ//
DRUG INFORMATION:
  No existing text
  Edit? NO//
AVERAGE DRUG COST: .01//
INACTIVATION DATE:
USED IN IV FLUID ORDER ENTRY: NO//  YES

The following IV Solution with the same volume is already linked to the
Orderable Item SODIUM CHLORIDE 0.9%

Dispense Drug: POTASSIUM CL 20MEQ/NACL 0.9% INJ,1000 ML
  IV Solution: NACL 0.9%/KCL 20MEQ      1000 ML

Only one IV solution with a specific volume can be linked to an
Orderable Item when the IV Solution is marked to be used in the IV FLUID
ORDER ENTRY.

USED IN IV FLUID ORDER ENTRY: NO//
PREMIX:
```

1.22 Check Drug Interaction [PSS CHECK DRUG INTERACTION]

The *Check Drug Interaction* [PSS CHECK DRUG INTERACTION] option is a new option that shall be provided to allow a user to check for drug interaction and Therapeutic Duplications between two or more drugs. This option shall be patient independent. This option shall be placed on the PDM Manager [PSS MGR] Menu. The drugs shall be selectable from the DRUG file (#50). The system will allow selection of drugs marked for application package use O, U, I, and/or X. The system will only allow selection of drugs that are matched to NDF and have a GCNSEQNO associated with that match. The software shall check for values in the FDB custom tables before using the FDB standard reference tables. The values in the custom tables shall take precedence over the values in the standard tables.

Example: *Check Drug Interaction* [PSS CHECK DRUG INTERACTION] Option

```
Select PHARMACY DATA MANAGEMENT Option:

  CMOP Mark/Unmark (Single drug)
  Dosages ...
```

Drug Enter/Edit
Order Check Management ...
Electrolyte File (IV)
Lookup into Dispense Drug File
Medication Instruction Management ...
Medication Routes Management ...
Orderable Item Management ...
Formulary Information Report
Drug Text Management ...
Pharmacy System Parameters Edit
Standard Schedule Management ...
Synonym Enter/Edit
Controlled Substances/PKI Reports ...
Send Entire Drug File to External Interface
IV Additive/Solution ...
Warning Builder
Warning Mapping
PEPS Services ...
Check Drug Interaction

Select PHARMACY DATA MANAGEMENT Option: Check Drug Interaction

Drug 1: SIMVASTATIN 40MG TAB CV350
...OK? Yes// (Yes)

Drug 2: WARFARIN 1MG TAB

Lookup: GENERIC NAME
WARFARIN 1MG TAB BL110
...OK? Yes// (Yes)

Drug 3:

Now Processing Enhanced Order Checks! Please wait...

*** DRUG INTERACTION(S) ***

=====
Significant with SIMVASTATIN 40MG TAB and
WARFARIN 1MG TAB

CLINICAL EFFECTS: Increase hypoprothrombinemic effects of warfarin.

=====
Press Return to Continue...:

Display Professional Interaction monograph? N// YES

DEVICE: HOME// SSH VIRTUAL TERMINAL Right Margin: 80//

Professional Monograph

Drug Interaction with SIMVASTATIN 40MG TAB and WARFARIN 1MG TAB

This information is generalized and not intended as specific medical advice. Consult your healthcare professional before taking or discontinuing any drug or commencing any course of treatment.

MONOGRAPH TITLE: Selected Anticoagulants/Selected HMG-CoA Reductase Inhibitors

SEVERITY LEVEL: 3-Moderate Interaction: Assess the risk to the patient and take action as needed.

MECHANISM OF ACTION: The exact mechanism of this interaction is unknown. The HMG-CoA reductase inhibitor may inhibit the hepatic hydroxylation of warfarin. The HMG-CoA reductase inhibitors, which are highly plasma protein bound, may displace warfarin from its binding site.

Professional Monograph

Drug Interaction with SIMVASTATIN 40MG TAB and WARFARIN 1MG TAB

CLINICAL EFFECTS: Increase hypoprothrombinemic effects of warfarin.

PREDISPOSING FACTORS: None determined.

PATIENT MANAGEMENT: Patients should be monitored for changes in prothrombin time when a HMG Co-A reductase inhibitor is added to or discontinued from warfarin therapy, or if the dosage of the HMG Co-A reductase inhibitor is adjusted.

DISCUSSION: Case reports in the medical literature and to the manufacturer have documented an interaction between lovastatin and warfarin. A case report has documented an interaction between pravastatin and fluindione (an orally administered indanedione anticoagulant), suggesting that pravastatin could also interact similarly with warfarin. Information concerning a potential interaction with simvastatin is conflicting. A case report has documented an interaction between simvastatin and acenocoumarol while another case report showed no interaction with warfarin. One group of authors reported three case reports of increased international normalized ratios (INRs) following the addition of fluvastatin to warfarin therapy. The addition of rosuvastatin to patients stabilized on warfarin resulted in clinically significant changes in INR.

Professional Monograph

Drug Interaction with SIMVASTATIN 40MG TAB and WARFARIN 1MG TAB

REFERENCES:

- 1.Ahmad S. Lovastatin. Warfarin interaction. Arch Intern Med 1990 Nov; 150(11):2407.
- 2.Hoffman HS. The interaction of lovastatin and warfarin. Conn Med 1992 Feb; 56(2):107.
- 3.Iliadis EA, Konwinski MF. Lovastatin during warfarin therapy resulting in bleeding. Pa Med 1995 Dec;98(12):31.
- 4.Personal communication. Merck & Co., Inc. 1991.
- 5.Trenque T, Choisy H, Germain ML. Pravastatin: interaction with oral anticoagulant?. BMJ 1996 Apr 6;312(7035):886.
- 6.Grau E, Perella M, Pastor E. Simvastatin-oral anticoagulant interaction. Lancet 1996 Feb 10;347(8998):405-6.
- 7.Gaw A, Wosornu D. Simvastatin during warfarin therapy in hyperlipoproteinaemia. Lancet 1992 Oct 17;340(8825):979-80.
- 8.Trilli LE, Kelley CL, Aspinall SL, Kroner BA. Potential interaction between warfarin and fluvastatin. Ann Pharmacother 1996 Dec; 30(12):1399-402.

Professional Monograph

Drug Interaction with SIMVASTATIN 40MG TAB and WARFARIN 1MG TAB

9.Crestor (rosuvastatin calcium) US prescribing information. AstraZeneca Pharmaceuticals LP February, 2012.

Copyright 2012 First DataBank, Inc.

Display Professional Interaction monograph? N// O

1.23 Infusion Instruction Management [PSS INFINS MGR]

The *Infusion Instruction Management* [PSS INFINS MGR] menu contains the following options:

- Infusion Instructions Add/Edit
- Infusion Instructions Report

1.23.1 Infusion Instructions Add/Edit [PSS INFINS ADED]

The *Infusion Instructions Add/Edit* [PSS INFINS ADED] option allows the entry and editing of abbreviations and expansions in the INFUSION INSTRUCTIONS (#53.47) file. When entered into the Infusion Rate field during the entry of inpatient medication orders, Infusion Instruction abbreviations are replaced with the expanded text associated with the abbreviation.

Example: *Infusion Instructions Add/Edit* [PSS INFINS ADED] Option

```
Select Infusion Instruction Management Option: Infusion Instructions Add/Edit

Select INFUSION INSTRUCTIONS NAME: T1
Are you adding 'T1' as a new INFUSION INSTRUCTIONS (the 14TH)? No// Y (Yes)
INFUSION INSTRUCTIONS EXPANSION: TEST ONE

Select INFUSION INSTRUCTIONS NAME:
```

1.23.2 Infusion Instructions Report [PSS INFINS RPT]

Provides a report of entries from the INFUSION INSTRUCTIONS file (#53.47).

Example: *Infusion Instructions Report* [PSS INFINS RPT] Option

```
Select Infusion Instruction Management <TEST ACCOUNT> Option: Infusion Instructions Report

This report displays entries from the INFUSION INSTRUCTION (#53.47) File.

Select one of the following:

      80      80 Column
      132     132 Column

Print report in 80 or 132 column format: 80// Column
DEVICE: HOME// SSH VIRTUAL TERMINAL Right Margin: 80//

INFUSION INSTRUCTION FILE REPORT                                PAGE: 1
-----

T1                      EXPANSION: TEST ONE
TEST                    EXPANSION: TEST

End of Report.
Press Return to continue:
```

1.24 Stand-Alone Menu Options

This section describes the stand-alone menu options that are not exported as part of the main menu.

1.24.1 Enable/Disable Vendor Database Link [PSS ENABLE/DISABLE DB LINK]

The Enable/Disable Vendor Database Link [PSS ENABLE/DISABLE DB LINK] option is a stand-alone option that exists **ONLY** as a way for technical personnel to turn on/off the database connection if required for debugging. When disabled, NO drug-drug interactions, duplicate therapy, or dosing order checks will be performed in Outpatient Pharmacy, Inpatient Medication applications, or in the Computerized Patient Record System (CPRS).

Normally the link is enabled and the Vendor Database updates are performed centrally at the Austin Information Technology Center (AITC) and Philadelphia Information Technology Center (PITC).

The option is rarely used. It is NOT exported as part of the main Pharmacy Data Management [PSS MGR] menu option. *The examples provided are for technical personnel only.*

Example 1: Disabling the Vendor Database Link

```
Select OPTION NAME: PSS ENABLE/DISABLE DB LINK          Enable/Disable Vendor Database Link
Enable/Disable Vendor Database Link

The connection to the Vendor database is currently ENABLED.

Do you wish to DISABLE the connection to the Vendor database? NO//y Yes

NO Drug-Drug Interactions, Duplicate Therapy or Dosing Order Checks will be performed while
the connection is disabled!!!

Are you sure you want to DISABLE the connection to the Vendor Database? NO//y Yes

Vendor database connection DISABLED.

REMEMBER to ENABLE the Vendor database connection AFTER task completed.
Press Return to Continue:
```

Example 2: Enabling the Vendor Database Link

```
Select OPTION NAME: PSS ENABLE/DISABLE DB LINK          Enable/Disable Vendor Database Link
Enable/Disable Vendor Database Link

WARNING: The connection to the Vendor database is currently DISABLED.

NO Drug-Drug Interactions, Duplicate Therapy or Dosing Order Checks will be performed while
the connection is disabled!!!

Do you wish to ENABLE the connection to the Vendor database? YES//y Yes

Vendor database connection ENABLED.

Connected to Vendor database successfully.

Press Return to Continue:
```

1.24.2 Other Language Translation Setup [PSS OTHER LANGUAGE SETUP]

This is a stand-alone menu option that is not exported with the main menu. The *Other Language Translation Setup* [PSS OTHER LANGUAGE SETUP] option provides the ability to enter/edit data in the PHARMACY SYSTEM file (#59.7). This option allows sites to enter appropriate terms in another language that make up parts of the SIG when printing prescription bottle labels. If the user does not enter a translation, the English word will print. The *Other Language Translation Setup* [PSS OTHER LANGUAGE SETUP] option is a stand-alone option that must be assigned to the person(s) responsible for maintaining it. See Appendices C-G for lists of Spanish equivalents for some of the more common terms used for administration schedules, dosage forms, local possible dosages, medication instructions, and medication routes.

Example: *Other Language Translation Setup* [PSS OTHER LANGUAGE SETUP] Option

```
USE OF ANOTHER LANGUAGE: YES <If No is entered the remaining fields will not be prompted for
SECONDS: SEGUNDOS
MINUTES: MINUTOS
DAYS: DIAS
WEEKS: SEMANAS
HOURS: HORAS
MONTHS: MESES
AND: Y
THEN: LUEGO
EXCEPT: EXCEPTO
ONE: UNA
TWO: DOS
THREE: TRES
FOUR: CUATRO
FIVE: CINCO
SIX: SEIS
SEVEN: SIETE
EIGHT: OCHO
NINE: NUEVE
TEN: DIEZ
ONE-HALF: MEDIA
ONE-FOURTH: UN-CUARTO
ONE-THIRD: UN-TERCIO
TWO-THIRDS: DOS-TERCIOS
THREE-FOURTHS: TRES-CUARTOS
FOR: POR
```

1.24.3 Find Unmapped Local Possible Dosages [PSS LOCAL DOSAGES EDIT ALL]

A new option called *Find Unmapped Local Possible Dosages* [PSS LOCAL DOSAGES EDIT ALL] is provided to identify all Local Possible Dosages that are eligible for dosage checks and do not have either the Numeric Dose or Dose Unit populated.

Drugs with the following criteria will be screened out from this option.

- Inactive
- Not Matched to NDF
- Associated with dosage form that is excluded from dosage checks and matched to a VA Product that has the OVERRIDE DF DOSE CHK EXCLUSION field (#31) set to ‘No’
- Associated with dosage form that is NOT excluded from dosage checks, but is matched to a VA Product that has the OVERRIDE DF DOSE CHK EXCLUSION field (#31) set to ‘Yes’

- Drug is marked as a supply item ('S' in DEA, SPECIAL HDLG field (#3) or assigned a VA Drug Class starting with an 'XA')
- Drug does not have any Local Possible Dosages defined

All identified drugs, along with their Local Possible Dosages will be presented to the user one by one for editing. If data exists in the strength and unit fields for the drug, it will be displayed following the drug name. The user will be notified if the strength defined for the drug does not match the strength of the VA Product that it is matched to. The strength and unit of the VA Product the drug is matched to will be displayed along with the strength in the DRUG file (#50).

Next, the first Local Possible Dosage defined for the selected drug will be displayed. The user will be prompted to enter a Dose Unit, followed by the Numeric Dose. The Dose Unit will be selectable from the new DOSE UNITS file (#51.24).

Any data entered will be redisplayed to the user (Local Possible Dosage, Dose Unit and Numeric Dose) before presenting the next Local Possible Dosage for editing, if one exists for the drug. All Local Possible Dosages defined for the drug with missing data in the NUMERIC DOSE sub-field (#5) of the LOCAL POSSIBLE DOSAGES multiple (#904) in DRUG file (#50) and DOSE UNIT sub-field (#4) of the LOCAL POSSIBLE DOSAGES multiple (#904) in DRUG file (#50) will be presented for editing.

Example: Find Unmapped Local Possible Dosages [PSS LOCAL DOSAGES EDIT ALL] Option

```
Select Enhanced Order Checks Setup Menu Option: Find Unmapped Local Possible Dosages

This option will find all Local Possible Dosages that are eligible for Dosage
Checks that do not have either the Numeric Dosage or Dose Unit entered for the
Local Possible Dosage. This mapping is necessary to perform Dosage checks.

Searching for local Possible Dosages...

Drug: ACETAMINOPHEN ELIX. 120MG/5ML 4OZ

Strength from National Drug File match => 160    MG/5ML
Strength currently in the Drug File    => 120

Please Note: Strength of drug does not match strength of VA Product it is
matched to.

TWO TEASPOONFULS
Numeric Dose:                Dose Unit: MILLIGRAM(S)

DOSE UNIT: MILLIGRAM(S)// <ENTER>
NUMERIC DOSE: 240

TWO TEASPOONFULS
Numeric Dose: 240            Dose Unit: MILLIGRAM(S)

Drug: ACETAMINOPHEN 120MG/COD 12MG PER 5ML EL

TWO TEASPOONFULS

DOSE UNIT: TEASPOONFUL(S)
NUMERIC DOSE: 2

TWO TEASPOONFULS
Numeric Dose: 2                Dose Unit: TEASPOONFUL(S)
```

ONE TABLESPOONFUL

DOSE UNIT: TABLESPOONFUL(S)

NUMERIC DOSE: 1

ONE TABLESPOONFUL

Numeric Dose: 1

Dose Unit: TABLESPOONFUL(S)

Drug: ALBUMIN 25% INJ BL500

Strength: 25 Unit: %

50 ML

DOSE UNIT: GRAM(S)

NUMERIC DOSE: 12.5

50 ML

Numeric Dose: 12.5

Dose Unit: GRAM(S)

100 ML

DOSE UNIT: GRAM(S)

NUMERIC DOSE: 25

100 ML

Numeric Dose: 25

Dose Unit: GRAM(S)

Drug: ALBUTEROL SO4 0.083% INHL 3ML RE102

Strength: 0.083 Unit: %

1 AMPULE

DOSE UNIT: MILLILITER(S)

NUMERIC DOSE: 3

1 AMPULE

Numeric Dose: 3

Dose Unit: MILLILITER(S)

Drug: ALBUTEROL 90/IPRATROP 18MCG 200D PO INHL

TWO PUFFS

DOSE UNIT: INHALATION(S)

NUMERIC DOSE: 2

TWO PUFFS

Numeric Dose: 2

Dose Unit: INHALATION(S)

Drug: AMLODIPINE 10MG/VALSARTAN 320MG TAB

1 TABLET (10MG/320MG)

DOSE UNIT: TABLET(S)

NUMERIC DOSE: 1

1 TABLET (10MG/320MG)

Numeric Dose: 1

Dose Unit: TABLET(S)

```

Drug: CHLORAL HYD. SYR. 500MG/5ML (OZ)
Strength: 500 Unit: MG/5ML
1 TEASPOONFUL
DOSE UNIT: MILLIGRAM(S)
NUMERIC DOSE: 500

1 TEASPOONFUL
Numeric Dose: 500 Dose Unit: MILLIGRAM(S)

```

If a user presses the <ENTER> key at the 'DOSE UNIT:' prompt, they will be prompted to enter a Numeric Dose. If the user presses the <ENTER> key at the 'NUMERIC DOSE:' prompt, the next available Local Possible Dosage for that drug if one exists with missing data will be displayed. If no more Local Possible Dosages exist for the drug that require data population, the next drug and its Local Possible Dosages will be presented for editing.

If the user up-arrrows (^) at the 'DOSE UNIT:' prompt, they will be asked if they want to continue. If the response is 'Yes', the next Local Possible Dosage with missing data for that drug will be displayed, if any exist. If no more Local Possible Dosages exist for the drug, the next drug will display. If the user responds 'No', the a check will be made to see if any Local Possible Dosages still require data to be entered and inform the user.

The user will be informed when all required data has been entered.

```

Select Enhanced Order Checks Setup Menu Option: Find Unmapped Local Possible Dosages

This option will find all Local Possible Dosages that are eligible for Dosage
Checks that do not have either the Numeric Dosage or Dose Unit entered for the
Local Possible Dosage. This mapping is necessary to perform Dosage checks.

Searching for local Possible Dosages...

Drug: CHLORAMPHENICOL 0.5% OPTH SOL
Strength: 0.5 Unit: %
1 DROP
DOSE UNIT: <ENTER>
NUMERIC DOSE: <ENTER>

2 DROP(S)
DOSE UNIT: <ENTER>
NUMERIC DOSE: <ENTER>

Drug: CLOTRIMAZOLE ORAL TROCHES
Strength: 10 Unit: MG
1 TROCHE
DOSE UNIT: ^

Do you want to continue mapping Local Possible Dosages? Y// <ENTER> ES

```

```
2 TROCHE(S)
DOSE UNIT: ^
Do you want to continue mapping Local Possible Dosages? Y// NO

Checking for any remaining unmapped Local Possible Dosages...

There are still Local Possible Dosages not yet mapped,
see the 'Local Possible Dosages Report' option for more details.

Press Return to Continue:

OR

All Local Possible Dosages are mapped!
```

1.24.4 Enable/Disable Dosing Order Checks [PSS DOSING ORDER CHECKS]

The *Enable/Disable Dosing Order Checks* [PSS DOSING ORDER CHECKS] is a stand-alone option that exists ONLY as a way to turn on/off the database connection for Dosing order checks. This option should only be used if authorized by Pharmacy Benefits Management (PBM). PBM will only authorize if local approval has been granted by the Medical Center Patient Safety Office and the Medical Center Director. PBM should be notified of this decision by the Pharmacy Chief via email to the VHAPBH PMO Outlook mail group. PBM in turn will notify Patient Care Services, the National Patient Safety Office and the Office of Information and Technology (OIT).

When disabled, NO Dosing order checks will be performed in Outpatient Pharmacy, Inpatient Medication applications, or in the Computerized Patient Record System (CPRS). The option is locked with the PSS ORDER CHECKS security key.

A notification message will be sent to the Outlook mail group, VHAPBH MOCHA Dosing Disconnect Notify and the local VistA mail group, PSS ORDER CHECKS when Dosing Order Checks are disabled or re-enabled using the Enable/Disable Dosing Order Checks option. The message will provide the following information:

- The name of the person who disabled or re-enabled Dosing Order Checks
- The name of the user's facility (Outlook message only)
- Date/time the action occurred
- Whether the Dosing Order Checks were disabled or re-enabled

An audit trail will be maintained whenever Dosing Order Checks are disabled or re-enabled in the Pharmacy System File. The following information will be stored:

- The name of the person who disabled or re-enabled Dosing Order Checks
- The name of the user's facility (Outlook message only)
- Date/time the action occurred

- Whether the Dosing Order Checks were disabled or re-enabled

This option is NOT exported as part of the main *Pharmacy Data Management* [PSS MGR] menu option.



Example 1: Disabling Dosing Order Checks

```
Select OPTION NAME: PSS DOSING ORDER CHECKS          Enable/Disable Dosing Order Checks
          Dosing Order Checks are currently ENABLED.
Do you wish to DISABLE Dosing Order Checks? NO// YES
Have you received authorization from Pharmacy Benefits Management (PBM)
to take this action? NO// YES
NO Dosing Order Checks will be performed during order entry in CPRS
or Pharmacy while Dosing Order Checks are disabled!!!
Notification of this action will be sent to PBM and local Vista
PSS ORDER CHECKS mail group.
Are you sure you want to DISABLE Dosing Order Checks? NO// YES
          Dosing Order Checks DISABLED.
Press Return to continue:
```

Example 2: Enabling Dosing Order Checks

```
Select OPTION NAME: PSS DOSING ORDER CHECKS          Enable/Disable Dosing Order Checks
Enable/Disable Dosing Order Checks
          WARNING! Dosing Order Checks are currently DISABLED.
No Dosing Order Checks will be performed during order entry in CPRS or
Pharmacy while Dosing Order Checks are disabled!!!
Do you wish to ENABLE Dosing Order Checks? YES//
          Dosing Order Checks ENABLED.
Press Return to continue:
```

1.24.5 All Stand-Alone Menu Items

The following is a list of all stand-alone options that are **NOT** exported as part of the main PDM menu [PSS MGR]:

**Other Language Translation Setup*
[PSS OTHER LANGUAGE SETUP]

Drug Inquiry (IV)
[PSSJI DRUG INQUIRY]

Electrolyte File (IV)

[PSSJI ELECTROLYTE FILE]

Enable/Disable Vendor Database Link
[PSS ENABLE/DISABLE DB LINK]

Find Unmapped Local Possible Dosages
[PSS LOCAL DOSAGES EDIT ALL]

Add Default Med Route
[PSS ADD DEFAULT MED ROUTE]

Enable/Disable Dosing Order Checks
[PSS DOSING ORDER CHECKS]



The *Enable/Disable Vendor Database Link* [PSS ENABLE/DISABLE DB LINK] option exists **ONLY** as a way for technical personnel to turn on/off the database connection if required for debugging. Normally, it is enabled and the Vendor Database updates are performed centrally on the MOCHA servers, not at the individual sites. This option is rarely used. It is **NOT** exported as part of the main PDM menu [PSS MGR]

In the rare case where this option is used and the database link is disabled, NO drug-drug interaction, duplicate therapy, or dosing order checks will be performed in Pharmacy or in the Computerized Patient Record System (CPRS).

* *Other Language Translation Setup* [PSS OTHER LANGUAGE SETUP] is a stand-alone option that must be assigned to the person(s) responsible for maintaining it.



The *Enable/Disable Dosing Order Checks* [PSS DOSING ORDER CHECKS] option should only be used if authorized by PBM.

Chapter Two Understanding Dosages

Dosages are compiled by collecting information that was previously entered in various files and gathering that information to populate individual fields within the DRUG file (#50). Two types of dosages, Possible Dosages and Local Possible Dosages, are now stored in the DRUG file (#50). Explanations of what determines a Possible Dosage and a Local Possible Dosage are included below, along with diagrams to aid the user in understanding which files and fields contribute to constructing Possible Dosages and Local Possible Dosages. More detailed information on Possible Dosages and Local Possible Dosages is contained in the *Pharmacy Ordering Enhancements Pharmacy Data Management Pre-Release Implementation Guide*, located on the VistA Documentation Library (VDL) web page at <http://vista.med.va.gov/vdl>.

2.1 Possible Dosages

The PROPRANOLOL TAB example in Diagram A is an example of a drug that can have Possible Dosages. Possible Dosages can be broken down into four individual fields; DISPENSE UNITS PER DOSE, DOSE, PACKAGE, and BCMA DISPENSE UNITS PER DOSE. For a drug to have Possible Dosages it must meet the following criteria.

- 1) **The drug must be matched to a VA PRODUCT file (#50.68) entry in National Drug File.**
- 2) **The match in National Drug File must be an active single-ingredient product.**
- 3) **The strength of the product must be numeric.**
- 4) **The Dosage Form/Unit Combination of the product must be marked as convertible in the DOSAGE FORM file (#50.606). See the table below for a list of Dosage Form/Unit Combinations that will automatically be identified by the software.**

The Dosage Form/Unit Combinations that have been designated as convertible for the creation of Possible Dosages are displayed in Appendix A.

Possible Dosages (cont.)

The Possible Dosages option identifies drugs that meet the four criteria mentioned earlier, and by utilizing fields in the VA PRODUCT file (#50.68) and the DOSAGE FORM file (#50.606), it will populate the DRUG file (#50) entry with Possible Dosage information.

 Diagram A is an example of how the PROPRANOLOL HCL 20MG TAB drug entry would exist under the current file setup

Diagram A

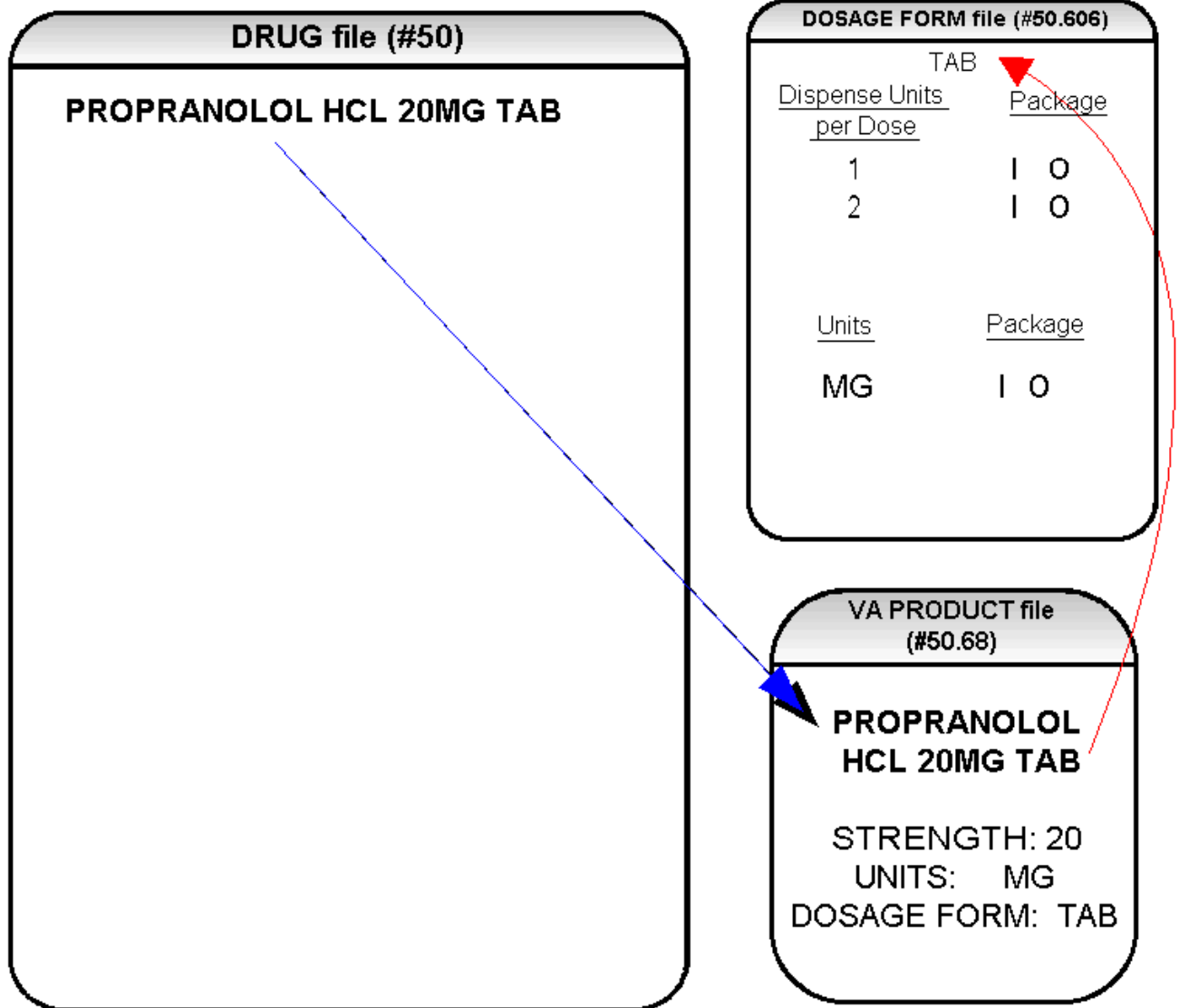


Diagram A

The VA Product match for this drug is PROPRANOLOL HCL 20MG TAB. It is a single ingredient product with a numeric Strength (20). It has a Dosage Form of TAB and units of MG in the VA PRODUCT file (#50.68). Additionally, the non-editable multiple field called UNITS from the DOSAGE FORM file (#50.606) indicates which combination of Dosage Form and Units can be converted to Possible Dosages, assuming that the product is a single ingredient drug with a numeric strength. It also indicates the package (Inpatient Medications, Outpatient Pharmacy, or both) for which Possible Dosages can be created. So, in the first PROPRANOLOL example, the Dosage Form/Unit Combination of TAB/MG is convertible for both Inpatient Medications and Outpatient Pharmacy. The DISPENSE UNITS PER DOSE multiple of the DOSAGE FORM file (#50.606) is a non-editable field used to calculate dosages during the dosage creation process. 1, or 1 and 2, were chosen for all Dosage Forms because they require the least amount of editing in the DRUG file (#50). (See Diagram B.)

Diagram B

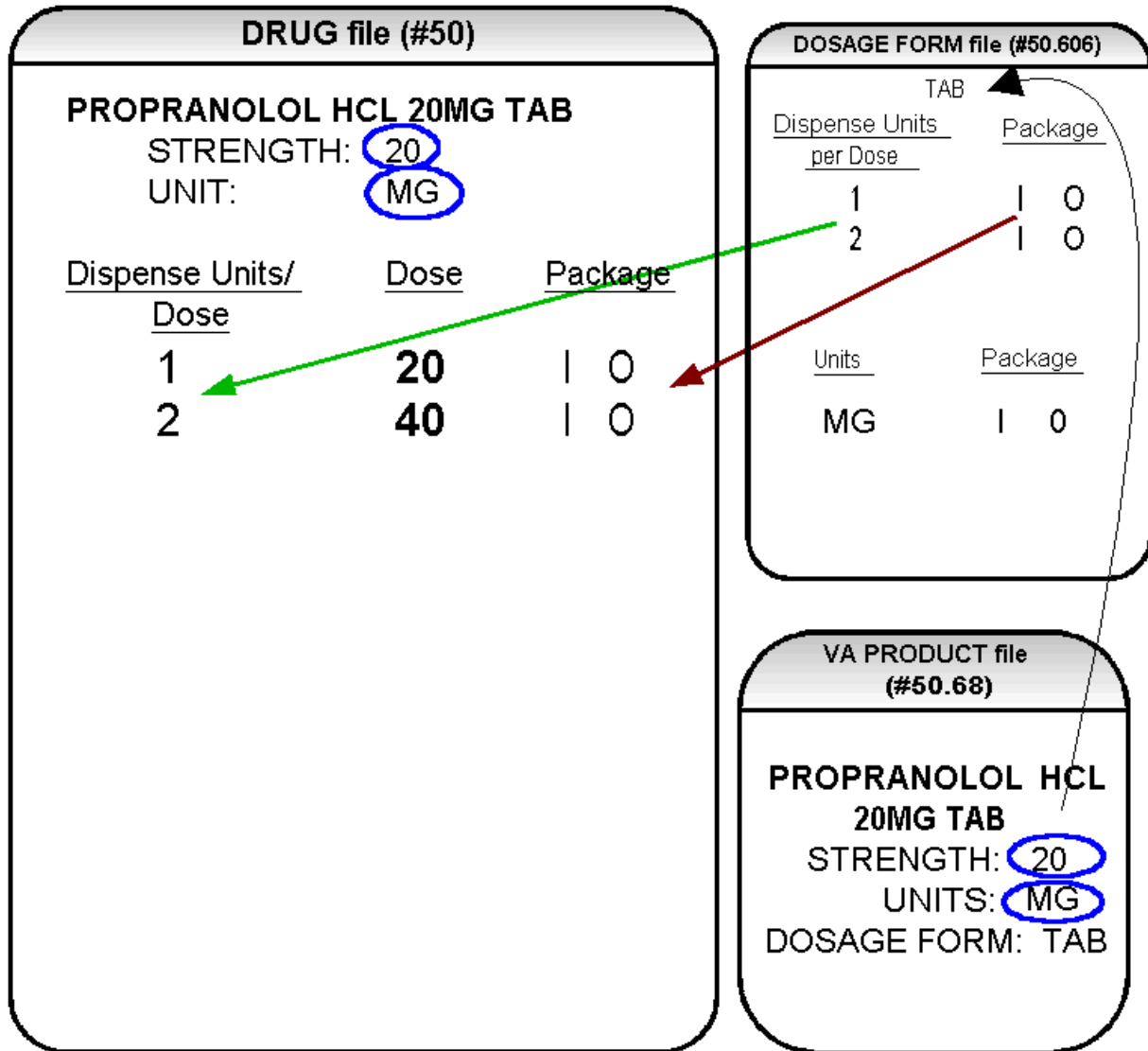


Diagram B

Diagram B shows the drug entry with the new data. Two new fields, STRENGTH field (#901) and UNIT field (#902), have been added to the DRUG file (#50). These two fields are populated with data based on the data contained in the STRENGTH field (#2) and UNITS field (#3) of the VA PRODUCT file (#50.68) match. The DOSE field (#1) of the POSSIBLE DOSAGE multiple (#903) of the DRUG file (#50) is populated by multiplying the entry in the DISPENSE UNITS PER DOSE field (#.01) of the POSSIBLE DOSAGE multiple (#903) of DRUG file (#50) by the numeric value of the STRENGTH field in the DRUG file (#50). (DOSE=DISPENSE UNITS PER DOSE x STRENGTH)

Diagram C shows dosage selections for a PROPRANOLOL TAB Orderable Item when one or more drugs are matched to that Orderable Item. (See Diagram C.)

Diagram C

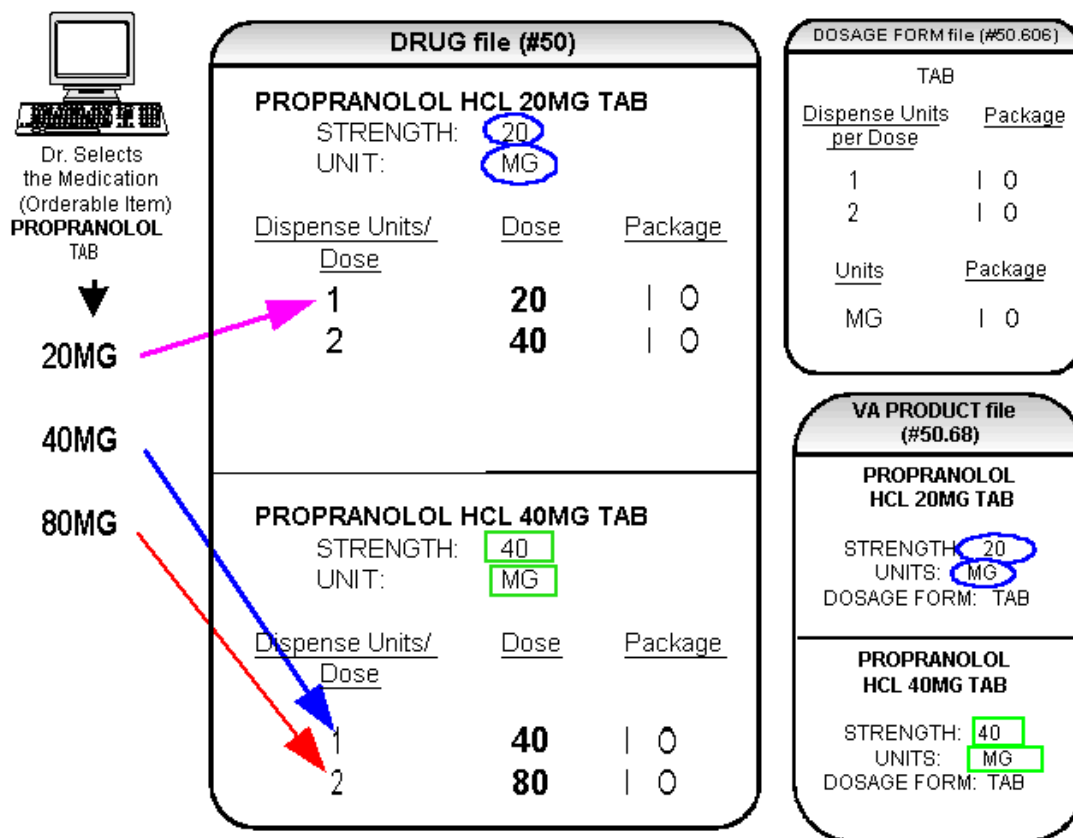


Diagram C

In Diagram C, the PROPRANOLOL drug entries are matched to VA Products that have numeric strengths, 20 and 40, and the VA Products both have the Dosage Form/Unit Combination of TAB/MG. Since TAB/MG is marked as “convertible” in the DOSAGE FORM file (#50.606) for both Inpatient Medication and Outpatient Pharmacy, the new STRENGTH field (#901) and UNIT field (#902) in the DRUG file (#50) for these drugs can be populated by the software. The STRENGTH field (#901) and UNITS field (#902) of DRUG file (#50) are populated from the VA PRODUCT file (#50.68) into the DRUG file (#50).

The new fields in the POSSIBLE DOSAGES multiple (#903) of the DRUG file (#50), DISPENSE UNITS PER DOSE field (#.01), DOSE field (#1), and PACKAGE field (#2), are now populated with data. The Dispense Units Per Dose of “1” and “2” came from the new DISPENSE UNITS PER DOSE multiple (#9) in the DOSAGE FORM file (#50.606). When this data is carried over to the DRUG file (#50), the dose is computed by multiplying the Dispense Units Per Dose from DRUG file (#50) by the Strength from DRUG file (#50) of each drug. The PACKAGE field values of the DOSAGE FORM file (#50.606), “I” for Inpatient Medications and “O” for Outpatient Pharmacy, are also copied to the PACKAGE field of DRUG file (#50). Some of the Possible Dosages will be converted for both packages, such as the combination of

TAB/MG, since this type of dosage can be ordered for Inpatient Medications and also can be converted to a patient readable Outpatient Pharmacy SIG. Other Dosage Form/Unit Combinations, such as SYRUP/MG/5ML, can only be converted for Inpatient Medications since they cannot be easily changed to an Outpatient Pharmacy readable SIG.

In this example, PROPRANOLOL TAB is selected as the Orderable Item in CPRS, therefore the dose selection would be:

20MG
40MG
80MG

Notice that there is only one 40MG selection for the provider, yet both the PROPRANOLOL HCL 20MG TAB drug and the PROPRANOLOL HCL 40MG TAB drug entries have doses of 40MG. In this case, the 40MG dose is associated with the PROPRANOLOL HCL 40MG TAB drug, because it has a lower Dispense Units Per Dose (1), than the Dispense Units Per Dose (2) associated with the 40MG dose for the PROPRANOLOL HCL 20MG TAB.



Additionally, another screen that is used for duplicate doses is the non-formulary screen.



The non-formulary drug filter is executed prior to the lowest Dispense Units Per Dose filter. So in this example, if the PROPRANOLOL HCL 40MG TAB is marked as non-formulary, and the PROPRANOLOL HCL 20MG TAB is formulary, the 40MG dosage selection would be associated with the PROPRANOLOL HCL 20MG TAB, even though it has a higher Dispense Units Per Dose (2) than the 40MG entry for PROPRANOLOL HCL 40MG TAB (1 Dispense Units Per Dose).

Once the Possible Dosages have been created, doses can be deleted or added by editing the DISPENSE UNITS PER DOSE field (#.01) of the POSSIBLE DOSAGE multiple (#903) of the DRUG (#50) File using the *Enter/Edit Dosages* [PSS EDIT DOSAGES] option. The DOSE field (1) of the POSSIBLE DOSAGE multiple (#903) of the DRUG (#50) File is automatically calculated by multiplying the DISPENSE UNITS PER DOSE field (#.01) of the POSSIBLE DOSAGE multiple (#903) of the DRUG (#50) File times the STRENGTH field (#901). For example, if the PROPRANOLOL TABLET is commonly given in a 10MG dose, and there is not a Dispense Drug entry in DRUG file (#50) of PROPRANOLOL HCL 10MG TAB, a Dispense Units Per Dose of .5 can be added for the PROPRANOLOL HCL 20MG TAB, and a dose of 10MG will be created. If a dose of 60MG is sometimes given for PROPRANOLOL TAB,

entering a Dispense Units Per Dose of 3 for the PROPRANOLOL HCL 20MG TAB drug will provide a 60MG dose. Similarly, if the 80MG dose is rarely given, the Dispense Units Per Dose of 2 can be deleted for the PROPRANOLOL HCL 40MG TAB drug, and the 80MG dose will be deleted.

The PACKAGE field (#2) of the POSSIBLE DOSAGE multiple (#903) of the DRUG file (#50) can also be edited, but this is a “controlled” type of edit. If the Dosage Form/Unit Combination is not marked as convertible in the DOSAGE FORM file (#50.606) for the package, then that package cannot be added as a package for that Possible Dosage. Strength can also be edited in the DRUG file (#50). If the strength is edited, then all of the doses are automatically recalculated based on the DISPENSE UNITS PER DOSE and new STRENGTH entry. It is recommended that the strength only be edited in the rare case that the Dispense Drug must be matched to a VA Product with an inappropriate strength. (This scenario is discussed in further detail later in this document.) In summary, by adding new DISPENSE UNITS PER DOSE of .5 and 3 to the PROPRANOLOL HCL 20MG TAB entry, and by deleting the DISPENSE UNITS PER DOSE of 2 for the PROPRANOLOL HCL 40MG TAB entry, the following Possible Dosages now exist for PROPRANOLOL TAB Orderable Item. (See Diagram D.)

Diagram D

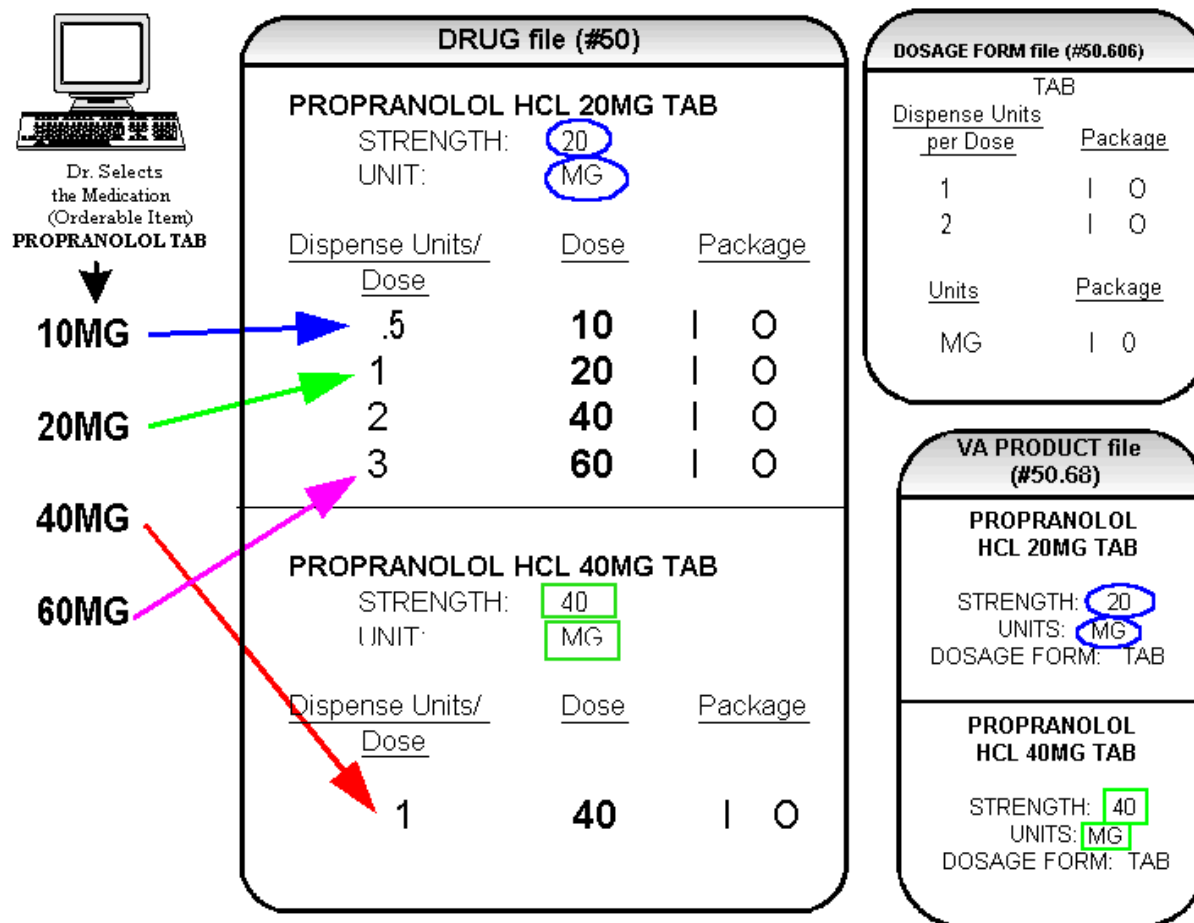


Diagram D

Though the list of dosages is all that the provider will see for selection, each of the dosages is associated with a Dispense Drug. For example, if the 60MG is selected, the Dispense Units Per Dose is 3, and the drug is PROPRANOLOL HCL 20MG TAB. For Outpatient Pharmacy orders the SIG will be built in the same manner as it is today. If the 60MG is chosen, the SIG will begin with “TAKE 3 TABLETS...” and the assigned Dispense Drug is PROPRANOLOL HCL 20MG TAB.

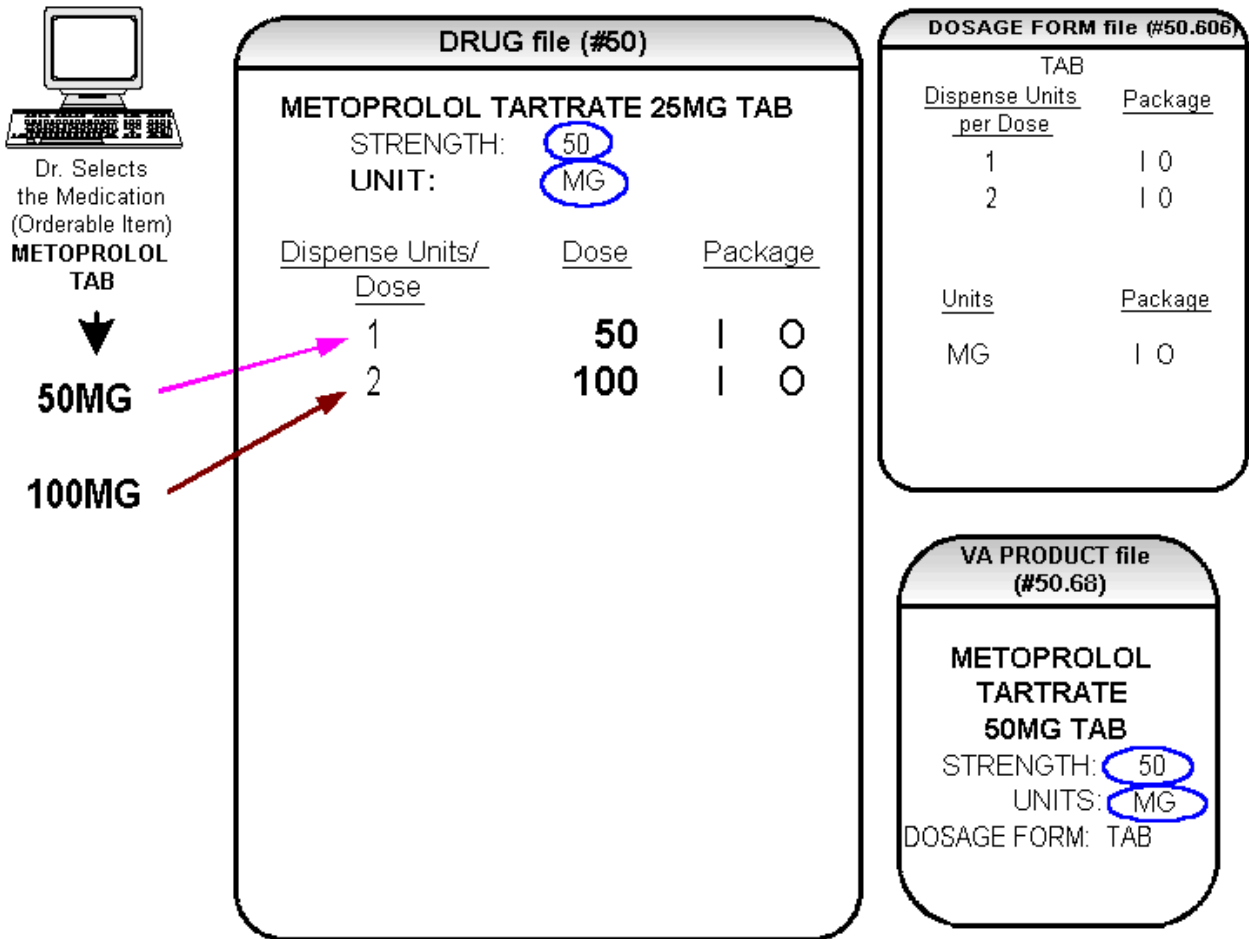
As demonstrated in the PROPRANOLOL example, the key to populating the Possible Dosages in the DRUG file (#50) is the information that is contained in the VA PRODUCT file (#50.68) entry to which that drug is matched. Earlier diagrams also show that dosages can be added, deleted, etc., for a drug by editing the DISPENSE UNITS PER DOSE field (#.01) of the POSSIBLE DOSAGE multiple (#903) of the DRUG file (#50) for that drug.

In addition to creating Possible Dosages for a drug by editing the DISPENSE UNITS PER DOSE field (#.01) of the POSSIBLE DOSAGE multiple (#903) of the DRUG file (#50),

appropriate Possible Dosages can be created by editing the STRENGTH field (#901) for a drug. When Possible Dosages are created for a drug, the strength information from the VA Product match is moved to the drug entry and stored in the STRENGTH field (#901). The only time this data would not be accurate would be if a VA PRODUCT file (#50.68) entry with the correct strength did not exist, and a different strength of the drug had to be selected for the drug's VA Product match; however, these instances should be rare. If the desired strength does not exist for a particular drug, the functionality exists to edit the STRENGTH field (#901) in the DRUG file (#50) for that drug. Once the strength edit is completed, new Possible Dosages are created for every Dispense Units Per Dose for that drug.

For example, Diagram E shows an entry in the DRUG file (#50) of METOPROLOL TARTRATE 25MG TAB. No entries with a strength of 25 exist in the VA PRODUCT file (#50.68) for that drug, so it is matched instead to a VA Product entry with a strength of 50. (See Diagram E.)

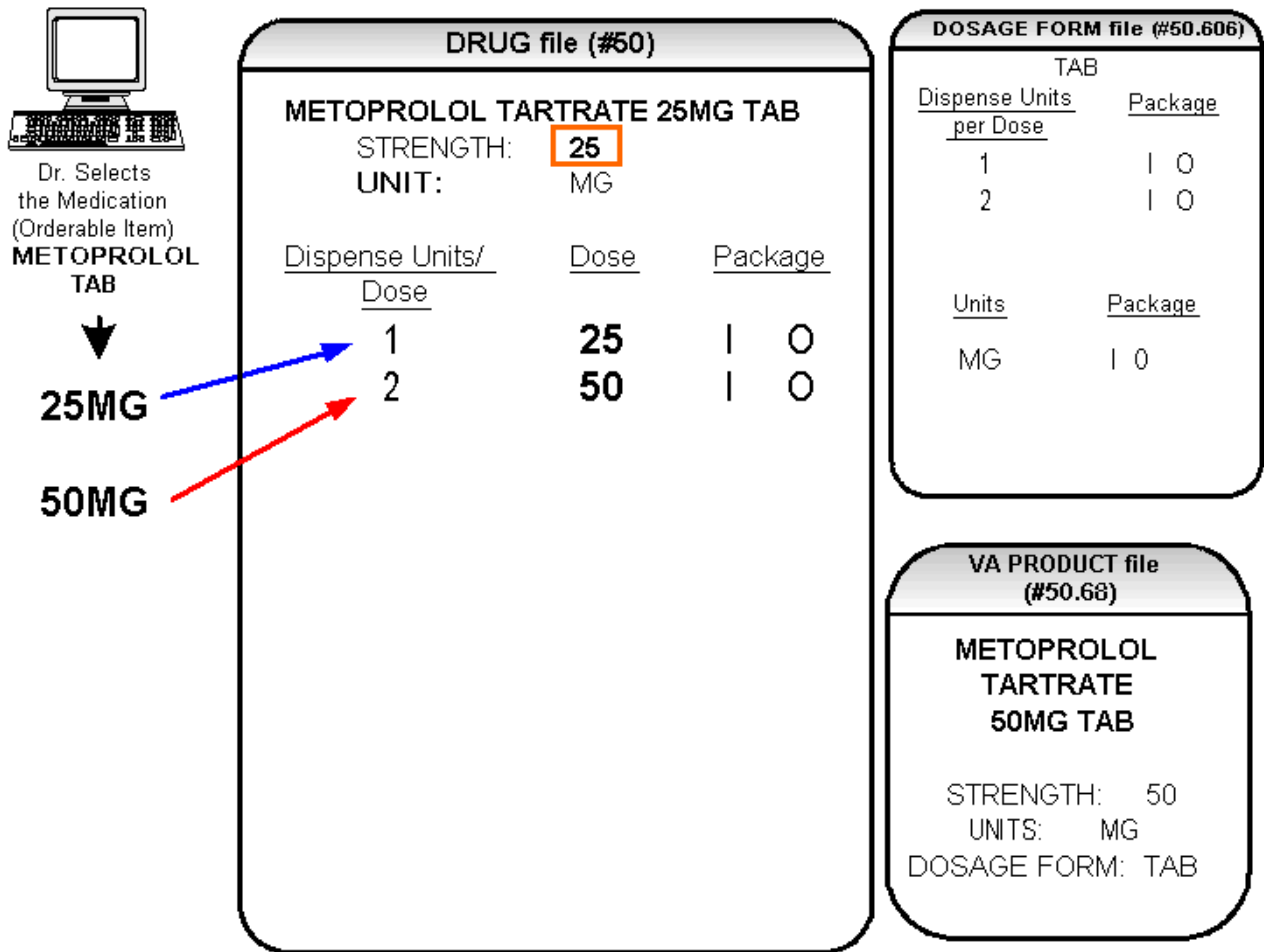
Diagram E



Diagrams E and F

In Diagram E, the Possible Dosages created are 50 MG (1 tablet) and 100MG (2 tablets), but the drug is actually METOPROLOL TARTRATE 25MG TAB. These Possible Dosages were created because the strength of the VA PRODUCT file (#50.68) entry is 50. As displayed in Diagram F, the strength in the DRUG file (#50) can simply be edited from 50 to 25, and when that strength is edited, the Possible Dosages for all Dispense Units Per Dose, in this case 1 and 2, will be recalculated. (See Diagram F.)

Diagram F



2.2 Local Possible Dosages

Diagram G

In an earlier example using PROPRANOLOL TAB, Inpatient Medications and Outpatient Pharmacy Possible Dosages could be created for the Dispense Drugs matched to PROPRANOLOL TAB because they met all of the following four criteria.

- 1) The drug must be matched to a VA PRODUCT file (#50.68) entry in National Drug File.**
- 2) The match in National Drug File must be an active single-ingredient product.**
- 3) The strength of the product must be numeric.**
- 4) The Dosage Form/Unit Combination of the product must be marked as convertible in the DOSAGE FORM file (#50.606).**

In the following example, the Orderable Item requested is TIMOLOL SOLN, OPH, which has two Dispense Drugs matched to it. Neither of these Dispense Drugs meets the four criteria for creating Possible Dosages. The two Dispense Drugs are matched to entries in the VA PRODUCT file (#50.68) as follows. (See Diagram G.)

Diagram G

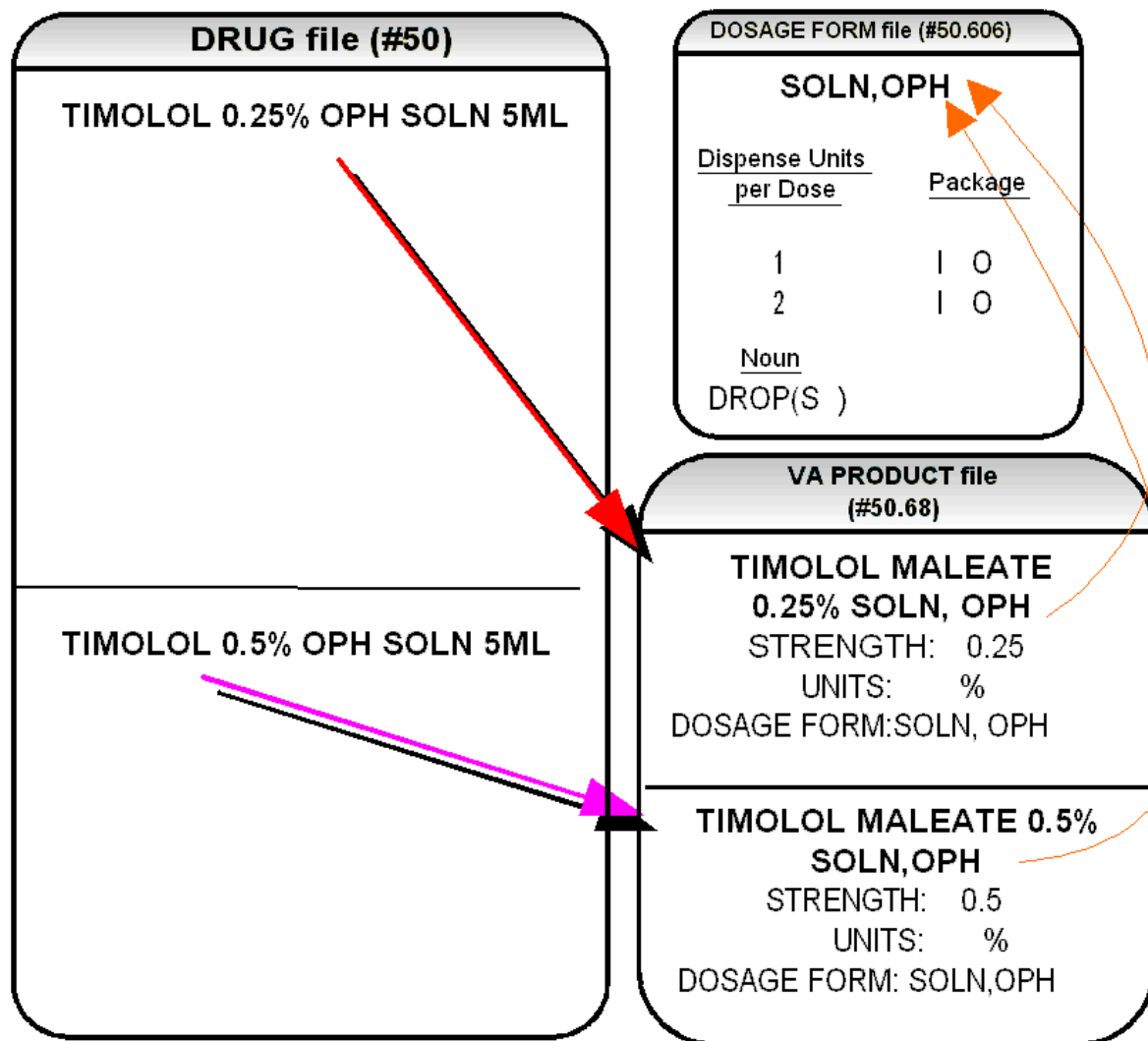


 Diagram G (continued)

These two drugs meet the first three of the Possible Dosages criteria, but do not meet criteria number four. The Dosage Form/Unit Combination of SOLN,OPH / % is not marked as convertible in the DOSAGE FORM file (#50.606) for Inpatient Medications or for Outpatient Pharmacy. Since Possible Dosages cannot be created for these drugs, Local Possible Dosages must be created. To create Local Possible Dosages the Noun field in the DOSAGE FORM file (#50.606) is utilized. By default, all Local Possible Dosages will be marked for Inpatient Medications and/or Outpatient Pharmacy use based on the package identification of the Noun.

The NOUN field (#.01) of the NOUN multiple (#6) of the DOSAGE FORM file (#50.606) already exists in the DOSAGE FORM file (#50.606). It is a multiple field, meaning that more

than one Noun can be associated with each Dosage Form. Some Dosage Forms may have multiple Nouns, while other Dosage Forms may have only one Noun. For example, the Dosage Form CREAM could have the following entries in the NOUN field.

LIBERALLY
SMALL AMOUNT
SPARINGLY
THIN FILM

Alternately, the Dosage Form of TAB would most likely only have one NOUN, TABLET(S).

TABLET(S)

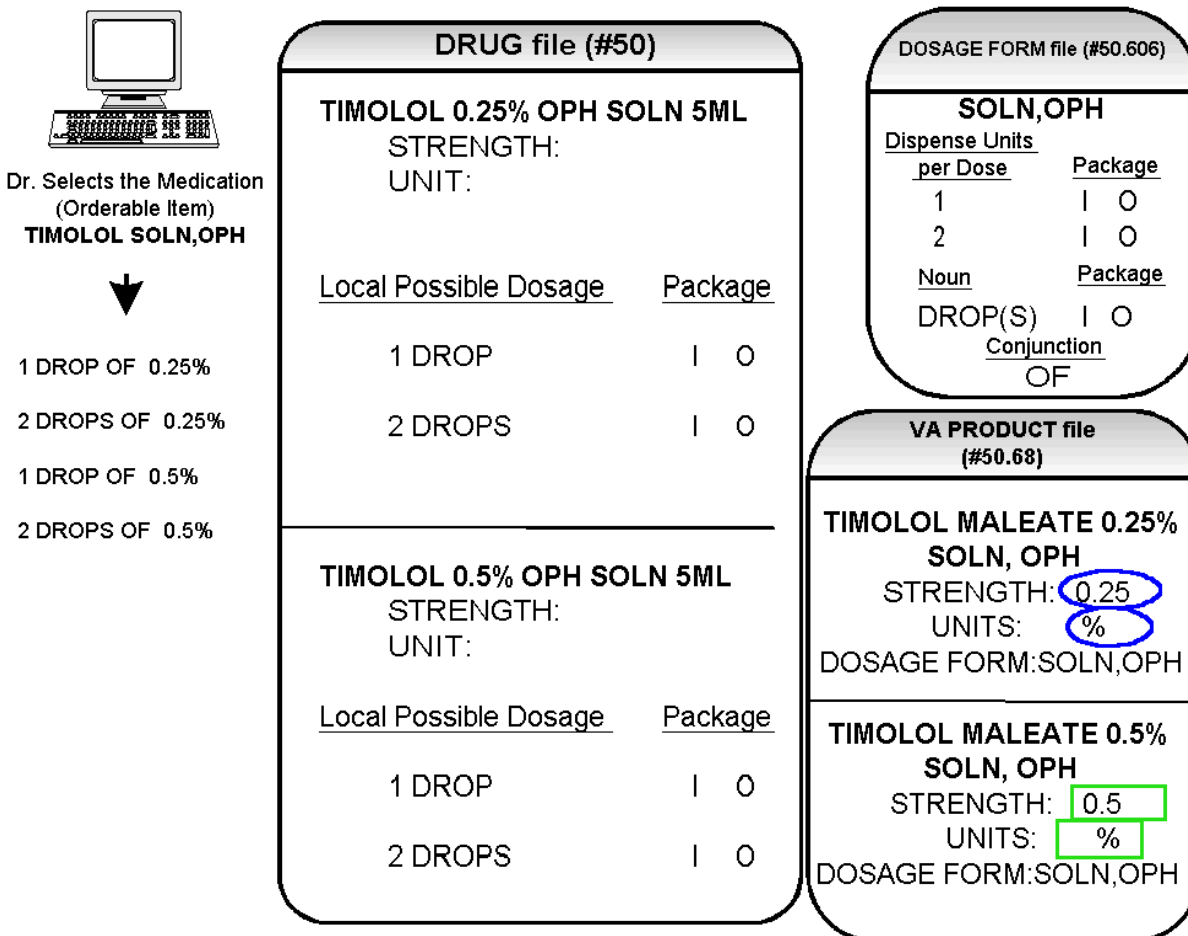
In the TIMOLOL example, a review of the Dosage Form entry for SOLN,OPH, shows that the Dispense Units Per Dose of 1 and 2 are designated, and a Noun of DROP(S) is specified. If the *Auto Create Dosages* option is rerun with the current setup, no Possible Dosages for the two TIMOLOL drugs will be created because the drugs do not meet all four Possible Dosages criteria. Local Possible Dosages will be created of 1 DROP and 2 DROPS.

If a NOUN ends in “(S)” or “(s)”, such as TABLET(S) or capsule(s), the “(S)” or “(s)” will be completely dropped from the Noun when building the SIGs, as long as the Dispense Units Per Dose is 1 or less. If the Dispense Units Per Dose is greater than 1, the parenthesis around the “(S)” will be eliminated, creating a plural Noun, such as TABLETS. For this to happen, the Noun must precisely end in the three characters “(S)”.

Keep in mind that if an Orderable Item is selected in CPRS, and there are Possible Dosages for any of the Dispense Drugs tied to that Orderable Item, only the Possible Dosages will be returned and any Local Possible Dosages will be ignored. Local Possible Dosages will only be used when no Possible Dosages can be found for drugs tied to the selected Orderable Item and identified for use by the selected application (Inpatient Medications or Outpatient Pharmacy).

In the TIMOLOL example, the Noun of DROP(S) and the Dosage Form of SOLN, OPH produces the following results. (See Diagram H.)

Diagram H



2.3 Possible Dosages and Local Possible Dosages

The following dosage example is of a Dispense Drug that has Possible Dosages for Inpatient Medications and Local Possible Dosages for Outpatient Pharmacy. The Dispense Drug is PROMETHAZINE HCL 25MG/5ML SYRUP.

The reason Possible Dosages were created only for Inpatient Medications is because the units of 25 MG/5ML for the SYRUP Dosage Form was only marked convertible for Inpatient Medications.



Diagram I



Dr. requests
INPATIENT
ORDER
PROMETHAZINE
SYRUP



25MG/5ML

50MG/10ML

Dr. requests
OUTPATIENT
ORDER
PROMETHAZINE
SYRUP



- 1 TEASPOONFUL OF 25MG/5ML
- 2 TEASPOONFULS OF 25MG/5ML
- 1 TABLESPOONFUL OF 25MG/5ML
- 2 TABLESPOONFULS OF 25MG/5ML
- 1 ML OF 25MG/5ML
- 2 MLS OF 25MG/5ML

DRUG file (#50)

PROMETHAZINE HCL 25MG/5ML SYRUP
STRENGTH: 25
UNIT:

Possible Dosage

<u>Dispense Units/ Dose</u>	<u>Dose</u>	<u>Package</u>
1	25	
2	50	

Local Possible Dosage

<u>Local Possible Dosage</u>	<u>Package</u>
1 TEASPOONFUL	○
2 TEASPOONFULS	○
1 TABLESPOONFUL	○
2 TABLESPOONFULS	○
1 ML	○
2 MLS	○

DOSAGE FORM file (#50.606)

SYRUP

<u>Dispense Units per Dose</u>	<u>Package</u>
1	○
2	○

<u>Units</u>	<u>Package</u>
MG/5ML	

<u>Noun</u>	<u>Package</u>
TEASPOONFUL(S)	○
TABLESPOONFUL(S)	○
ML(S)	○

Conjunction
OF

VA PRODUCT file (#50.68)

**PROMETHAZINE
HCL 25MG/5ML
SYRUP**

STRENGTH: 25
UNITS: MG/5ML
DOSAGE FORM: SYRUP

□ Diagram I

Diagram I illustrates the Possible Dosages and Local Possible Dosages that would be created for PROMETHAZINE HCL 25MG/5ML SYRUP. On the following page, Diagram J illustrates an edit of the STRENGTH field (#901) in DRUG file (#50) for a product such as PROMETHAZINE which has volume related UNITS. In the background, the software will evaluate the UNIT field in the DRUG file (#50) to determine if an adjustment in the UNIT is necessary. The software will search for the existence of a “/” in the UNIT field. If the UNIT field contains a “/”, when the strength is edited, calculations will be performed to make appropriate adjustments in the value of the UNIT. For example, the DRUG file (#50) entry may have a STRENGTH of 25 and a UNIT of MG/5ML. If the STRENGTH is edited to 12.5, the UNIT will be adjusted by the software to MG/2.5ML.

When the UNIT value is adjusted, it will not display in the DRUG file (#50); however, throughout all Pharmacy and CPRS displays, the correct, adjusted unit value of the dosage will be displayed. (See Diagram J.)

Diagram J



Dr. requests
INPATIENT
ORDER
PROMETHAZINE
SYRUP



12.5MG/2.5ML

25MG/5ML

DRUG file (#50)		
PROMETHAZINE HCL 12.5MG/2.5ML SYRUP		
STRENGTH: 12.5		
UNIT:		
<i>Inpatient Drug Only</i>		
Possible Dosage		
<u>Dispense Units/ Dose</u>	<u>Dose</u>	<u>Package</u>
1	12.5	
2	25	
Local Possible Dosage		
<u>Local Possible Dosage</u>	<u>Package</u>	
1 TEASPOONFUL		0
2 TEASPOONFULS		0
1 TABLESPOONFUL		0
2 TABLESPOONFULS		0
1 ML		0
2 MLS		0

DOSAGE FORM file (#50.606)	
SYRUP	
<u>Dispense Units per Dose</u>	<u>Package</u>
1	0
2	0
<u>Units</u>	<u>Package</u>
MG/5ML	
<u>Noun</u>	<u>Package</u>
TEASPOONFUL(S)	0
TABLESPOONFUL(S)	0
ML(S)	0
<u>Conjunction</u>	
OF	

VA PRODUCT file (#50.68)	
PROMETHAZINE HCL 25MG/5ML SYRUP	
STRENGTH: 25	
UNITS: MG/5ML	
DOSAGE FORM: SYRUP	

2.4 Multi-Ingredient Drugs

The following are examples of multi-ingredient drugs. Since multi-ingredient drugs do not meet the criteria for creation of a Possible Dosage, Local Possible Dosages will be created based on the Noun entries in the DOSAGE FORM file (#50.606).

The first example is GUAIFENESIN SYRUP WITH CODEINE 4oz. The Dosage Form of SYRUP has three Nouns, all marked for Inpatient Medications and Outpatient Pharmacy use. These Nouns are TABLESPOONFUL(S), TEASPOONFUL(S), and ML(S). The APPLICATION PACKAGE USE field of the Dispense Drug is marked for Outpatient Pharmacy use only. (See Diagram K.)

Diagram K



Dr. requests
 OUTPATIENT
 ORDER
**GUAIFENESIN/
 CODEINE SYRUP**

1 TEASPOONFUL OF
 GUAIFENESIN SYRUP WITH
 CODEINE 4oz

2 TEASPOONFULS OF
 GUAIFENESIN SYRUP WITH
 CODEINE 4oz

1 TABLESPOONFUL OF
 GUAIFENESIN SYRUP WITH
 CODEINE 4oz

2 TABLESPOONFULS OF
 GUAIFENESIN SYRUP WITH
 CODEINE 4oz

1 ML OF GUAIFENESIN SYRUP
 WITH CODEINE 4oz

2 MLS OF GUAIFENESIN SYRUP
 WITH CODEINE 4oz

DRUG file (#50)

**GUAIFENESIN SYRUP
 WITH CODEINE 4oz**

STRENGTH:
 UNIT:

Outpatient Drug Only

Local Possible Dosage

<u>Local Possible Dosage</u>	<u>Package</u>
1 TEASPOONFUL	0
2 TEASPOONFULS	0
1 TABLESPOONFUL	0
2 TABLESPOONFULS	0
1 ML	0
2 MLS	0

**DOSAGE FORM file
 (#50.606)**

SYRUP

<u>Dispense Units per Dose</u>	<u>Package</u>
1	0
2	0
<u>Units</u>	<u>Package</u>
Noun	Package
TEASPOONFUL(S)	0
TABLESPOONFUL(S)	0
ML (S)	0
<u>Conjunction</u> OF	

**VA PRODUCT file
 (#50.68)**

**CODEINE 10MG/
 GUAIFENESIN
 100MG/5ML
 SYRUP**

STRENGTH:
 UNITS:
 DOSAGE FORM: SYRUP

Chapter Three Creating the Sig

3.1 Creating the Sig

Earlier versions of the Outpatient Pharmacy software allowed the SIG to be directly edited from within the Outpatient Pharmacy package. Following the release of the Pharmacy Ordering Enhancements (POE) Phase 2 project, however, which included patches PSO*7*46, OR*3*94, PSS*1*38, and PSJ*5*50, the SIG could no longer be edited as a unit. Now, instead, individual fields are populated and then concatenated to create the SIG. Although the SIG, as a unit, cannot be edited, each individual field that creates the SIG can be edited until the SIG displays as desired.

Four basic types of SIGs exist: Simple Possible Dosages, Simple Local Possible Dosages, Complex Possible Dosages, and Complex Local Possible Dosages. The SIG for each of these types of dosages is created by combining fields from various PDM files. To simplify the process, each dosage can be thought of as having its own SIG “formula”. The key to the formulas is displayed in the following table. The formulas for creating each of the four types of SIGs follow.

The following table details the symbols that will be used in the SIG tables.

Table A: Formula Symbols

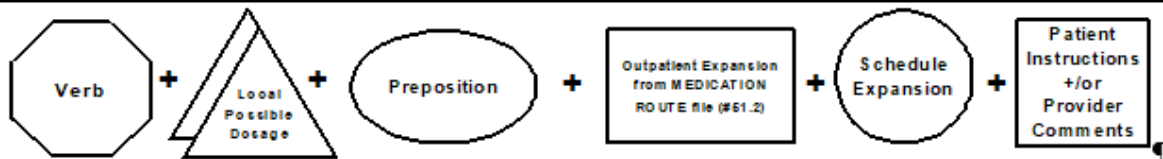
Symbol	File		Symbol	File
	DOSAGE FORM file (#50.606)	□		MEDICATION ROUTES file (#51.2)
	DRUG file (#50)	□		ADMINISTRATION SCHEDULE file (#51.1) or MEDICATION INSTRUCTION file (#51)
	DRUG file (#50)	□		PHARMACY ORDERABLE ITEM file (#50.7) or Provider Comments entered with CPRS orders
	DOSAGE FORM file (#50.606)	□		AND, THEN or EXCEPT
	DOSAGE FORM file (#50.606)	□		HOURS, MINUTES, DAYS

3.2 SIG Formulas (Visual)

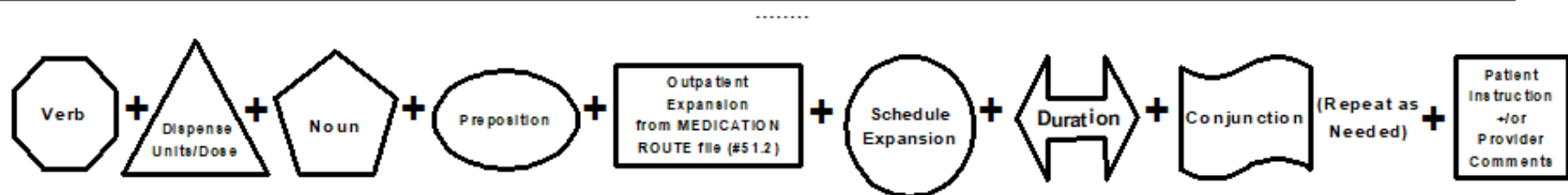
Simple Possible Dosages



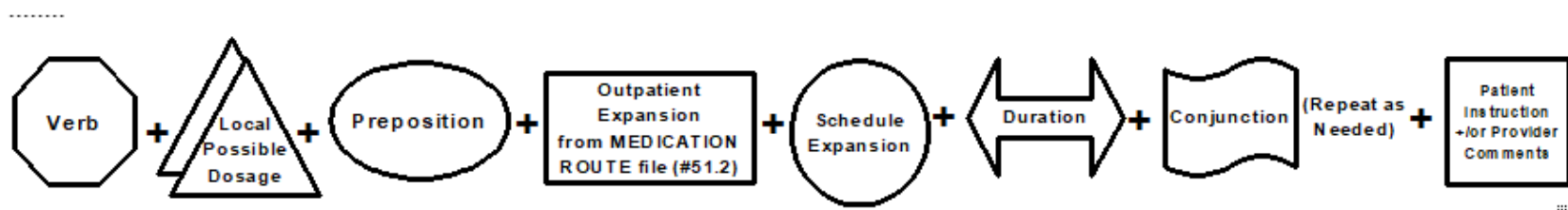
Simple Local Possible Dosages



Complex Possible Dosages



Complex Local Possible Dosages



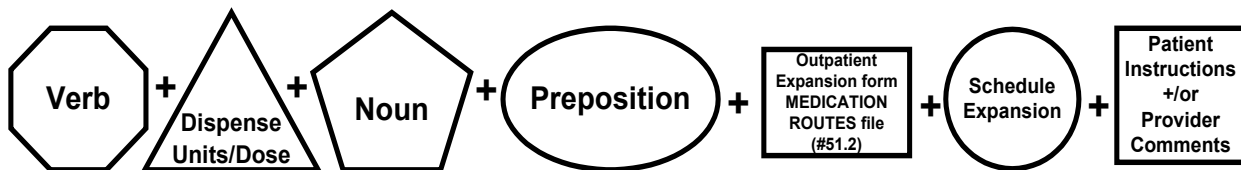
3.3 SIG Formulas

Each of the four types of dosages, Simple Possible Dosages, Complex Possible Dosages, Simple Local Possible Dosages, and Complex Local Possible Dosages, can be created using the dosage's respective SIG formula. The formulas, along with examples of various SIGs, are explained in detail below.

Simple Possible Dosages

Dosages that have a numeric dosage and numeric Dispense Units Per Dose appropriate for administration are called Possible Dosages. For a drug to have Possible Dosages, it must be a single-ingredient product that is matched to a VA PRODUCT file (#50.68) entry in the National Drug File. The National Drug File entry must have a single numeric strength and the Dosage Form/Unit Combination must be such that a numeric strength combined with the unit can be an administrable dosage selection. The formula for creating a SIG for a Simple Possible Dosage is displayed below. The charts following the formula define how various sample SIGs were created using this formula.

Simple Possible Dosage Formula



A SIG for a Simple Possible Dosage can be created utilizing the above formula. Prior to creating a SIG, the SIG must first be broken down into each of the elements in its respective Dosage Formula. The table below outlines each element of the desired SIG. By identifying the element symbol to the right of the SIG entry, it is easy to identify which element that word or phrase represents. For example, to the right of the SIG entry, “TAKE”, in the table, the Verb symbol is displayed. By referencing the third column, it is apparent that Verb entries are taken from the DOSAGE FORM file (#50.606).

The following tables define each element of the SIG for each of the four types of dosages, Simple Possible Dosages, Complex Possible Dosages, Simple Local Possible Dosages, and Complex Local Possible Dosages and identify which files provide each element's information. The complete SIG is displayed at the top of each table.

Each part of the SIG is constructed by extracting data from a designated file within the Pharmacy software. The verb entry is derived from the DOSAGE FORM file (#50.606) entry of the Dosage Form that is associated with the Pharmacy Orderable Item. The Dispense Units Per Dose of 2 is a component of the Possible Dosage and is also provided by the software.

Example: Simple Possible Dosage

TAKE TWO TABLETS BY MOUTH EVERY 12 HOURS AFTER MEALS		
ENTRY	ELEMENT	FILE
TAKE	Verb	DOSAGE FORM file (#50.606)
2	Dispense Units/Dose	DRUG file (#50)
TABLETS	Noun	DOSAGE FORM file (#50.606)
BY	Preposition	DOSAGE FORM file (#50.606)
MOUTH	Outpatient Expansion from MEDICATION ROUTE file (#51.2)	MEDICATION ROUTES file (#51.2)
EVERY 12 HOURS	Schedule Expansion	ADMINISTRATION SCHEDULE file (#51.1) or MEDICATION INSTRUCTION file (#51)
AFTER MEALS	Patient Instruction r/or Provider Comments	PHARMACY ORDERABLE ITEM file (#50.7) or CPRS




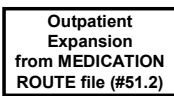


Required elements for every Possible Dosage are the Dosage (Dispense Units Per Dose and Noun) and the schedule. Any other element may be deleted from the SIG. If a SIG contains a medication route, and that medication route is changed or deleted, a new order will be created due to the change to the MEDICATION ROUTES file (#51.2). A change to the dosage and/or schedule will also create a new order.

Example: Simple Possible Dosage

TAKE TWO TABLETS EVERY 12 HOURS		
ENTRY	ELEMENT	FILE
TAKE	Verb	DOSAGE FORM file (#50.606)
TWO	Dispense Units/Dose	DRUG file (#50)
TABLETS	Noun	DOSAGE FORM file (#50.606)
EVERY 12 HOURS	Schedule Expansion	ADMINISTRATION SCHEDULE file (#51.1) or MEDICATION INSTRUCTION file (#51)

The SIG of an order for a medication with Local Possible Dosages may contain the same elements as a Possible Dosage, except that the Local Possible Dosage replaces the Dispense Units Per Dose and Noun elements.

Example: Local Possible Dosage




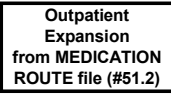


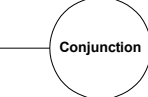



APPLY THIN FILM TO AFFECTED AREA TWICE DAILY AFTER WASHING THOROUGHLY		
ENTRY	ELEMENT	FILE
APPLY		DOSAGE FORM file (#50.606)
THIN FILM		DRUG FILE (#50)
TO		DOSAGE FORM file (#50.606)
AFFECTED AREA		MEDICATION ROUTES file (#51.2)
TWICE DAILY		ADMINISTRATION SCHEDULE file (#51.1) or MEDICATION INSTRUCTIONS file (#51)
AFTER WASHING THOROUGHLY		ORDERABLE ITEM file (#50.7) or CPRS

CPRS entered provider comments may be copied into the PATIENT INSTRUCTIONS field. These Patient Instructions will then print at the end of the SIG. If Patient Instructions exist at the Pharmacy Orderable Item level, the CPRS provider will view them when the order is being entered and can select whether or not to include them as part of the order. If the provider elects to not include the Pharmacy Orderable Item Patient Instructions as a part of the order, they will not appear in the PATIENT INSTRUCTIONS field of the pending order.

The following Complex Local Possible Dosage would apply to a multi-ingredient liquid product, such as Mylanta or Maalox. In this case, 1 TABLESPOONFUL was entered as a Local Possible Dosage in DRUG file (#50).




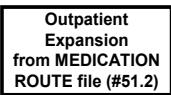


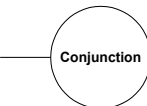


-----Table demonstrating Complex Local Possible Dosage Follows-----

Example: Complex Local Possible Dosage

TAKE 1 TABLESPOONFUL BY MOUTH EVERY FOUR HOURS FOR 3 DAYS THEN TAKE 1 TABLESPOONFUL AS NEEDED		
ENTRY	ELEMENT	FILE
TAKE		DOSAGE FORM file (#50.606)
1 TABLESPOONFUL		DRUG FILE (#50)
BY		DOSAGE FORM file (#50.606)
MOUTH		MEDICATION ROUTES file (#51.2)
EVERY FOUR HOURS		ADMINISTRATION SCHEDULE file (#51.1) or MEDICATION INSTRUCTION file (#51)
FOR 3 DAYS		IN DAYS, HOURS, MINUTES
THEN		AND, THEN, or EXCEPT
TAKE		DOSAGE FORM file (#50.606)
1 TABLESPOONFUL		DRUG FILE (#50)
AS NEEDED		ADMINISTRATION SCHEDULE file (#51.1) or MEDICATION INSTRUCTION file (#51)

The following complex order for a medication with Local Possible Dosages illustrates the elements utilized to build an order for a medication to be given for a specified duration before changing the frequency of administration. The CONJUNCTION field is used to join dosing sequences for a complex order. The entries are limited to “AND,” “THEN,” or “EXCEPT.” “AND” is used for concurrent doses in a complex order, such as “Take 1 tablet every morning AND take 2 tablets at bedtime.” “THEN” is used for consecutive doses in a complex order, for example “Take 2 tablets daily for one week THEN take 1 tablet daily for five days.” “EXCEPT” can be used in a complex order to describe any dosing order that is not routine, as in “Take 1 tablet every day EXCEPT take no tablets Wednesday.”

Example 1: Complex Local Possible Dosage

APPLY THIN FILM TO AFFECTED AREAS FOUR TIMES DAILY FOR 1 WEEK THEN APPLY DAILY AS NEEDED		
ENTRY	ELEMENT	FILE
APPLY		DOSAGE FORM file (#50.606)
THIN FILM		DRUG FILE (#50)
TO		DOSAGE FORM file (#50.606)
AFFECTED AREAS		MEDICATION ROUTES file (#51.2)
FOUR TIMES DAILY		ADMINISTRATION SCHEDULE file (#51.1) or MEDICATION INSTRUCTION file (#51)
FOR 1 WEEK		IN DAYS, HOURS, MINUTES
THEN		AND, THEN or EXCEPT
APPLY		DOSAGE FORM file (#50.606)
DAILY AS NEEDED		ADMINISTRATION SCHEDULE file (#51.1) or MEDICATION INSTRUCTION file (#51)

(This page left blank for two-sided copying)

Glossary

Administration Schedule File	The ADMINISTRATION SCHEDULE file (#51.1) contains administration schedule names and standard dosage administration times. The name is a common abbreviation for an administration schedule (e.g., QID, Q4H, PRN). The administration time is entered in military time.
CPRS	A VistA computer software package called Computerized Patient Record System. CPRS is an application in VistA that allows the user to enter all necessary orders for a patient in different packages from a single application.
DATUP	Functionality that allows the Pharmacy Enterprise Customization System (PECS) to send out custom and standard commercial-off-the-shelf (COTS) vendor database changes to update the two centralized databases at Austin and Martinsburg.
Dispense Drug	The Dispense Drug is pulled from DRUG file (#50) and usually has the strength attached to it (e.g., Acetaminophen 325 mg). Usually, the name alone without a strength attached is the Pharmacy Orderable Item name.
Dosage Form File	The DOSAGE FORM file (#50.606) contains all dosage forms and associated data that are used by Pharmacy packages and CPRS. The dosage form is used in SIG construction, default values and in the determination of the type of each dosage created for each application.
Dose Units File Dose Unit Conversion File	<p>The DOSE UNITS file (#51.24) was created to accomplish the mapping to First Databank (FDB). All entries in this file have been mapped to an FDB Dose Unit. Although this file has not yet been standardized by Standards and Terminology Services (SRS), no local editing will be allowed. When populating the Dose Unit field for a Local Possible Dosage, selection will be from this new file.</p> <p>The DOSE UNIT CONVERSION file (#51.25) was created to convert one dose unit to another using a conversion factor so that a comparison can be made between two dose units when they are not equivalent. The dose unit used for the Dosing Order Check may not be the same dose unit First Databank (FDB) returns with the Dosing Order Check results.</p>

Drug Electrolytes File	The DRUG ELECTROLYTES file (#50.4) contains the names of anions and their cations and concentration units.
Drug File	The DRUG file (#50) holds the information related to each drug that can be used to fill a prescription or medication order. It is pointed to from several other files and should be handled carefully, usually only by special individuals in the Pharmacy Service. Entries are not typically deleted, but rather made inactive by entering an inactive date.
Drug Text File	The DRUG TEXT file (#51.7) stores national and/or drug restrictions, guidelines, and protocols to help assure medications are being used according to defined specifications.
Enhanced Order Checks	Drug – Drug Interaction, Duplicate Therapy, and Dosing order checks that are executed utilizing FDB’s MedKnowledge Framework APIs and database.
Infusion Instructions File	The INFUSION INSTRUCTIONS file (#53.47) holds abbreviations used when entering the Infusion Rate (#.08) field in the IV (#100) multiple of the PHARMACY PATIENT (#55) FILE, AND THE infusion rate (#59) FIELD IN THE non-verified orders (#53.1) file. Each record holds an expansion of the abbreviation which replaces the abbreviation in the Infusion Rate at the time the IV order is created.
IV Additives File	The IV ADDITIVES file (#52.6) contains drugs that are used as additives in the IV room. Data entered includes drug generic name, print name, drug information, synonym(s), dispensing units, cost per unit, days for IV order, usual IV schedule, administration times, electrolytes, and quick code information.
IV Solutions File	The IV SOLUTIONS file (#52.7) contains drugs that are used as primary solutions in the IV room. The solution must already exist in the DRUG file (#50) to be selected. Data in this file includes: drug generic name, print name, status, drug information, synonym(s), volume, and electrolytes.
Local Possible Dosages	Local Possible Dosages are free text dosages that are associated with drugs that do not meet all of the criteria for Possible Dosages.
Medication Instruction File	The MEDICATION INSTRUCTION file (#51) is used by Unit Dose and Outpatient Pharmacy. It contains the medication instruction name, Outpatient Pharmacy expansion, and intended use, as well as other fields.

Medication Routes File	The MEDICATION ROUTES file (#51.2) contains medication route names. The user can enter an abbreviation for each route to be used at their site. The abbreviation will most likely be the Latin abbreviation for the term.
Medication Routes/Abbreviations	The MEDICATION ROUTES file (#51.2) contains the medication routes and abbreviations, which are selected by each Department of Veterans Affairs Medical Centers (VAMC). The abbreviation cannot be longer than five characters to fit on labels and the Medical Administration Record (MAR). The user can add new routes and abbreviations as appropriate.
MOCHA	Medication Order Check Healthcare Application.
National Drug File	The National Drug File provides standardization of the local drug files in all VA medical facilities. Standardization includes the adoption of new drug nomenclature and drug classification and links the local drug file entries to data in the National Drug File. For drugs approved by the Food and Drug Administration (FDA), VA medical facilities have access to information concerning dosage form, strength and unit; package size and type; manufacturer's trade name; and National Drug Code (NDC). The NDF software lays the foundation for sharing prescription information among medical facilities.
Non-Formulary Drugs	Drugs that are not available for use by all providers.
Order Check	Order checks (drug-allergy/ADR interactions, drug-drug, duplicate drug, duplicate therapy, and dosing) are performed when a new medication order is placed through either the CPRS or Inpatient Medications applications. They are also performed when medication orders are renewed, when Orderable Items are edited, or during the finishing process in Inpatient Medications. This functionality will ensure the user is alerted to possible adverse drug reactions and will reduce the possibility of a medication error.
Orderable Item	An Orderable Item is pulled from the PHARMACY ORDERABLE ITEM file (#50.7) and usually has no strength attached to it (e.g., Acetaminophen). The name, with a strength attached, is the Dispense Drug name (e.g., Acetaminophen 325mg).
Orderable Item File	The ORDERABLE ITEM file (#101.43) is a CPRS file that provides the Orderable Items for selection within all

	Pharmacy packages. Pharmacy Orderable Items are a subset of this file.
PECS	Pharmacy Enterprise Customization System. A Graphical User Interface (GUI) web-based application used to research, update via DATUP, maintain, and report VA customizations of the commercial-off-the-shelf (COTS) vendor database used to perform Pharmacy order checks such as drug-drug interactions, duplicate therapy, and dosing.
Pending Order	A pending order is one that has been entered by a provider through CPRS without Pharmacy finishing the order. Once Pharmacy has finished (and verified for Unit Dose only) the order, it will become active.
PEPS	Pharmacy Enterprise Product Services. A suite of services that includes Outpatient and Inpatient services.
Pharmacy Orderable Item File	The PHARMACY ORDERABLE ITEM file (#50.7) contains the Order Entry name for items that can be ordered in the Inpatient Medications and Outpatient Pharmacy packages.
Possible Dosages	Dosages that have a numeric dosage and numeric Dispense Units Per Dose appropriate for administration. For a drug to have possible dosages, it must be a single ingredient product that is matched to National Drug File. The National Drug File entry must have a numeric strength and the dosage form/unit combination must be such that a numeric strength combined with the unit can be an appropriate dosage selection.
Prompt	A point at which the system questions the user and waits for a response.
Standard Medication Route File	The STANDARD MEDICATION ROUTES file (#51.23) was created to map Local Medication Routes in VistA to an FDB Route in order to perform dosage checks in PRE V.0.5. This file has been standardized by Standards and Terminology Service (STS) and is mapped to an FDB Route. It cannot be edited locally.
Standard Schedule	Standard medication administration schedules are stored in the ADMINISTRATION SCHEDULE file (#51.1) and are commonly referred to as "Standard Schedules."

Units Per Dose	The Units Per Dose is the number of Units (tablets, capsules, etc.) to be dispensed as a dose for an order. Fractional numbers will be accepted for certain dosage forms (i.e. tablets, oral solutions, etc.).
VA Drug Class Code	A drug classification system used by VA that separates drugs into different categories based upon their characteristics. Some cost reports can be run for VA Drug Class Codes.
VA Product File	The VA PRODUCT file (#50.68).

Appendix A

Convertible Dosage Form/Unit Combinations

<u>Dosage Form</u>	<u>Unit</u>	<u>Package</u>
CAP,EC	MG	Both
CAP,INHL	MCG	Both
	MG	Both
CAP,ORAL	GM	Both
	MCG	Both
	MG	Both
	MG/PKG	Both
	MIC	Both
	MIL	Both
	MIN	Both
	ML	Both
	UNT	Both
CAP,SA	MEQ	Both
	MG	Both
	UNT	Both
CAP,SPRINKLE	MG	Both
CAP,SPRINKLE,SA	MG	Both
DENTAL CONE	MG	Both
DROPS,ORAL	MG/0.6ML	Inpatient
	MG/ML	Inpatient
	UNT/ML	Inpatient
ELIXIR	MEQ/15ML	Inpatient
	MEQ/5ML	Inpatient
	MG/10.15ML	Inpatient
	MG/15ML	Inpatient
	MG/5ML	Inpatient
	MG/ML	Inpatient
EMULSION	GM/15ML	Inpatient
	UNT	Inpatient
ENEMA	MG/60ML	Inpatient
ENEMA,RTL	MG/5ML	Inpatient
FLUID EXTRACT	GM/ML	Inpatient
GEL	MCG/0.1ML	Inpatient
	MG/2.5ML	Inpatient
	MG/3GM	Inpatient
	MG/5ML	Inpatient
	MG/UNT	Inpatient
GRANULES	GM	Inpatient
	GM/PKT	Inpatient
	MG	Inpatient

GRNL,EFFERVSC GRNL,RCNST-ORAL	MG/5ML	Inpatient
	MEQ/PKG	Inpatient
	GM/PKG	Inpatient
	MG/2.5ML	Inpatient
	MG/5ML	Inpatient
	MG/ML	Inpatient
	MG/PKT	Inpatient
	MG	Inpatient
	MG	Inpatient
	GM	Inpatient
GUM,CHEWABLE	GM/100ML	Inpatient
	GM/3ML	Inpatient
IMPLANT	GM/50ML	Inpatient
	GM/BAG	Inpatient
INJ	GM/BTL	Inpatient
	GM/ML	Inpatient
	GM/VIAL	Inpatient
	MBq/ML	Inpatient
	MBq/VIL	Inpatient
	MCG/0.5ML	Inpatient
	MCG/ML	Inpatient
	MCG/VIL	Inpatient
	MEQ/L	Inpatient
	MEQ/ML	Inpatient
	MG	Inpatient
	MG/0.2ML	Inpatient
	MG/0.3ML	Inpatient
	MG/0.4ML	Inpatient
	MG/0.5ML	Inpatient
	MG/0.5ML	Inpatient
	MG/0.625ML	Inpatient
	MG/0.6ML	Inpatient
	MG/0.8ML	Inpatient
	MG/10ML	Inpatient
	MG/2ML	Inpatient
	MG/5ML	Inpatient
	MG/AMP	Inpatient
	MG/BAG	Inpatient
	MG/ML	Inpatient
	MG/VIAL	Inpatient
	MIC/VIL	Inpatient
	MIL/ML	Inpatient
	MIL/VIL	Inpatient
	MILLION UNT/VIL	Inpatient
	ML	Inpatient
	PNU	Inpatient

	PNU/ML	Inpatient
	UNT	Inpatient
	UNT/0.1ML	Inpatient
	UNT/0.2ML	Inpatient
	UNT/0.5ML	Inpatient
	UNT/AMP	Inpatient
	UNT/ML	Inpatient
	UNT/TEST	Inpatient
	UNT/VIL	Inpatient
	mg/ml	Inpatient
	nKatU/ML	Inpatient
INJ (IN OIL)	MG/ML	Inpatient
INJ,CONC	MG/50ML	Inpatient
	MG/5ML	Inpatient
	MG/VIAL	Inpatient
	MG/ML	Inpatient
INJ,CONC, W/BUF	MG/ML	Inpatient
	MG/VIAL	Inpatient
INJ,CONC-SOLN	MEQ/ML	Inpatient
	MG/10ML	Inpatient
	MG/ML	Inpatient
INJ,FROZEN	MG/ML	Inpatient
INJ,LYPHL	GM/VIAL	Inpatient
	MCG/VIL	Inpatient
	MG/AMP	Inpatient
	MG/VIAL	Inpatient
	UNT/AMP	Inpatient
	UNT/VIL	Inpatient
INJ,PWDR	GM/BTL	Inpatient
	GM/VIAL	Inpatient
	MG	Inpatient
	MG/VIAL	Inpatient
	UNT/VIL	Inpatient
INJ,REPOSITORY	MG/ML	Inpatient
	UNT/ML	Inpatient
INJ,SOLN	GM	Inpatient
	GM/100ML	Inpatient
	GM/20ML	Inpatient
	GM/50ML	Inpatient
	GM/AMP	Inpatient
	GM/BAG	Inpatient
	GM/BTL	Inpatient
	GM/KIT	Inpatient
	GM/ML	Inpatient
	GM/VIAL	Inpatient
	MCG/0.3ML	Inpatient

	MCG/0.5ML	Inpatient
	MCG/ML	Inpatient
	MEQ/100ML	Inpatient
	MEQ/50ML	Inpatient
	MEQ/ML	Inpatient
	MG	Inpatient
	MG/0.3ML	Inpatient
	MG/0.5ML	Inpatient
	MG/0.5ML	Inpatient
	MG/0.7ML	Inpatient
	MG/2ML	Inpatient
	MG/AMP	Inpatient
	MG/INJ	Inpatient
	MG/ML	Inpatient
	MG/SYRINGE	Inpatient
	MG/UNT	Inpatient
	MG/VIAL	Inpatient
	MIC/0.6ML	Inpatient
	MIC/1.5ML	Inpatient
	MIC/VIL	Inpatient
	MIL	Inpatient
	MIL/ML	Inpatient
	MILLION UNT/SYR	Inpatient
	MILLION UNT/VIL	Inpatient
	PNU/ML	Inpatient
	UNT	Inpatient
	UNT/0.1ML	Inpatient
	UNT/0.2ML	Inpatient
	UNT/0.5ML	Inpatient
	UNT/0.6ML	Inpatient
	UNT/AMP	Inpatient
	UNT/ML	Inpatient
	UNT/TEST	Inpatient
	UNT/VIL	Inpatient
	VIL	Inpatient
	mg/ml	Inpatient
INJ,SOLN,SA	MG/ML	Inpatient
INJ,SUSP	GM/VIAL	Inpatient
	MCG/ML	Inpatient
	MG/ML	Inpatient
	MIL/ML	Inpatient
	MILLION UNT/VIL	Inpatient
	UNT/0.5ML	Inpatient
	UNT/1.2ML	Inpatient
	UNT/ML	Inpatient
INJ,SUSP,SA	MG	Inpatient

	MG/ML	Inpatient
INJ,SUSP-DRY,SA	MG	Inpatient
	MG/VIAL	Inpatient
INJ/IMPLANT	MG	Inpatient
INSERT,CONT REL	MG	Inpatient
	MG/CAP	Inpatient
INSERT,CONT REL,OPH	MG/UNT	Inpatient
INSERT,VAG	MG	Inpatient
LIQUID	GM	Inpatient
	MEQ/15ML	Inpatient
	MG	Inpatient
	MG/15ML	Inpatient
	MG/5ML	Inpatient
	MG/GTT	Inpatient
	MG/ML	Inpatient
LIQUID,ORAL	GM	Inpatient
	GM/10ML	Inpatient
	GM/UNT	Inpatient
	MEQ/15ML	Inpatient
	MG	Inpatient
	MG/0.6ML	Inpatient
	MG/15ML	Inpatient
	MG/2.5ML	Inpatient
	MG/4ML	Inpatient
	MG/5ML	Inpatient
	MG/MIN	Inpatient
	MG/ML	Inpatient
	UNT/0.1ML	Inpatient
	UNT/ML	Inpatient
LOZENGE	MCG	Inpatient
	MG	Inpatient
	UNT	Inpatient
OPHTHALMIC,CRC	MG/UNT	Inpatient
PELLET	MG	Inpatient
POWDER	GM	Inpatient
	GM/1.7GM	Inpatient
	GM/5GM	Inpatient
	GM/9GM	Inpatient
	GM/BAG	Inpatient
	GM/BTL	Inpatient
	GM/CUP	Inpatient
	GM/PKT	Inpatient
	MG	Inpatient
	UNT/VIL	Inpatient
POWDER,ORAL	GM	Inpatient
	GM/5GM	Inpatient

	GM/CUP	Inpatient
	GM/PKG	Inpatient
	MG/GM	Inpatient
POWDER, TOP	GM	Inpatient
	UNT/GM	Inpatient
PWDR, EFFERVSC	MEQ/PKT	Inpatient
PWDR, RENST-ORAL	CAL/ML	Inpatient
	GM	Inpatient
	GM/5GM	Inpatient
	GM/BTL	Inpatient
	GM/PKG	Inpatient
	GM/PKT	Inpatient
	GM/UNT	Inpatient
	MEQ/PKT	Inpatient
	MG/5ML	Inpatient
	MG/ML	Inpatient
	MG/PKG	Inpatient
	MG/PKT	Inpatient
	UNT/5ML	Inpatient
RING, VAG	MG	Inpatient
SOLN	MG/5ML	Inpatient
	MG/ML	Inpatient
	MIL	Inpatient
	MIL/ML	Inpatient
	UNT/ML	Inpatient
SOLN, CONC	MG/5ML	Inpatient
	MG/ML	Inpatient
SOLN, INHL	MG/5ML	Inpatient
	MG/ML	Inpatient
SOLN, IRRG	MG/ML	Inpatient
SOLN, NASAL	MCG/SPRAY	Inpatient
	MG/ML	Inpatient
	UNT/SPRAY	Inpatient
SOLN, ORAL	GM/ML	Inpatient
	MEQ/15ML	Inpatient
	MEQ/5ML	Inpatient
	MG	Inpatient
	MG/0.5ML	Inpatient
	MG/0.5ML	Inpatient
	MG/18.75ML	Inpatient
	MG/20ML	Inpatient
	MG/5ML	Inpatient
	MG/7.5ML	Inpatient
	MG/ML
	Inpatient	
	MIL/ML	Inpatient
	UNT/ML	Inpatient

SOLN,RTL	MG/ML	Inpatient
SOLN,SPRAY,NASAL	MCG/SPRAY	Inpatient
	MG/SPRAY	Inpatient
	UNT/ML	Inpatient
SUPP,RTL	MG	Inpatient
SUPP,VAG	GM	Inpatient
	MG	Inpatient
SUPPOSITORY	MCG	Inpatient
SUSP	GM/5ML	Inpatient
	GM/60ML	Inpatient
	MG/15ML	Inpatient
	MG/5ML	Inpatient
	MG/ML	Inpatient
	UNT/ML	Inpatient
SUSP,INTRATHECAL	MG/ML	Inpatient
SUSP,ORAL	MCG/ML	Inpatient
	MG/15ML	Inpatient
	MG/5ML	Inpatient
	MG/ML	Inpatient
	UNT/ML	Inpatient
SUSP,RTL	GM/60ML	Inpatient
SYRINGE	UNT	Inpatient
SYRUP	GM/15ML	Inpatient
	GM/5ML	Inpatient
	MEQ/5ML	Inpatient
	MG/15ML	Inpatient
	MG/5ML	Inpatient
	MG/ML	Inpatient
SYRUP,ORAL	MG/5ML	Inpatient
TAB	GM	Both
	GR	Both
	MCG	Both
	MEQ	Both
	MG	Both
	MG/5ML	Inpatient
	MG/DAY	Inpatient
	UNT	Both
TAB,BUCC,SA	MG	Both
TAB,BUCCAL	MG	Both
TAB,CHEWABLE	GM	Both
	MG	Both
TAB,EC	GM	Both
	GR	Both
	MEQ	Both
	MG	Both
	UNT	Both

TAB,EFFERVSC	MEQ	Both
	MG	Both
TAB,ORAL	MCG	Both
	MG	Both
	UNT	Both
TAB,ORAL DISINTEGRATING	MG	Both
TAB,RAPID DISINTEGRATE	MG	Both
TAB,SA	GM	Both
	MEQ	Both
	MG	Both
TAB,SOLUBLE	MG	Both
TAB,SUBLINGUAL	MG	Both
TAB,VAG	MG	Both
	UNT	Both
TAMPON	MG	Inpatient
TAPE	MCG/SQCM	Inpatient
TINCTURE	MG/5ML	Inpatient
	MG/ML	Inpatient
TROCHE	MG	Inpatient
WAFER	GM	Inpatient
	MG	Inpatient

Appendix B

Original Drug Text File Entries Combinations

The National Formulary Restriction Text is the original text exported with the DRUG TEXT file (#51.7) and automatically linked to the Drug File entries based on the VA Product match. No Orderable Item file entries were automatically linked with the DRUG TEXT file (#51.7).

<u>DRUG TEXT file (#51.7) Entry</u>	<u>National Formulary Restriction Text</u>
HYPERTENSION-VA/DOD	Refer to VA/DoD Hypertension treatment guidelines
SPINAL CORD,NEUROLOGY,REHAB	RESTRICTED TO SPINAL CORD INJURY,NEUROLOGY,AND REHABILITATION
HIV/AIDS	Refer to HIV/AIDS TAG treatment guidelines
DIABETES	Refer to PBM/MAP and PBM/TAG Diabetes treatment guidelines
CHF	Refer to PBM/MAP CHF treatment guidelines
GERD	Refer to PBM/MAP GERD treatment guidelines
PUD	Refer to PBM/MAP PUD treatment guidelines
COPD	Refer to VA/DoD COPD treatment guidelines
DIHYDROPYRIDINE CALCIUM ANTAGONISTS	Refer to PBM/MAP criteria for use of long-acting dihydropyridine calcium antagonists
HYPERLIPIDEMIA	Refer to VA/DoD Hyperlipidemia treatment guidelines
NEUROLOGY	RESTRICTED TO NEUROLOGY
SMOKING CESSATION	RESTRICTED TO SMOKING CESSATION PROGRAMS
BPH	Refer to PBM/MAP benign Prostatic Hyperplasia treatment guidelines
ATORVASTATIN	Refer to PBM/MAP criteria for use of atorvastatin
TROVAFLOXACIN	Refer to PBM/MAP criteria for use of trovafloxacin
THIAZOLIDINEDIONES	Refer to PBM/MAP criteria for use of thiazolidinediones

LANSOPRAZOLE	Refer to PBM/MAP dosing guidelines for lansoprazole
--------------	---

<u>DRUG TEXT file (#51.7) Entry</u>	<u>National Formulary Restriction Text</u>
CELECOXIB	Refer to PBM/MAP criteria for use of celecoxib
BECALPERMIN	Refer to PBM/MAP criteria for use of becalpermin
DEPRESSION	Refer to PBM/MAP Depression treatment guidelines
ALBUMIN	Refer to PBM/MAP guidelines for use of albumin
HYPERTENSION/CHF-VA/DOD-PBM/MAP	Refer to VA/DoD Hypertension treatment and PBM/MAP CHF treatment guidelines
HYPERTENSION/CHF/DIABETES	Refer to PBM/MAP Hypertension treatment and CHF treatment guidelines and PBM/TAG Diabetes treatment guidelines
HYPERTENSION-PBM/MAP	Refer to PBM/MAP Hypertension treatment guidelines
REVIEW	Class review in progress
HYPERTENSION/CHF-PBM	Refer to PBM/MAP Hypertension treatment and CHF treatment guidelines
ALZHEIMER'S	Refer to Pharmacologic Management of Cognitive Changes in Alzheimer's Disease
BPH/HYPERTENSION	Refer to PBM/MAP benign Prostatic Hyperplasia treatment and Hypertension treatment guidelines

Appendix C

Administration Schedules - Spanish Translations

The Outpatient Language Modifications patch PSS*1*47 provides the functionality to print prescription labels in a language other than English. Enabling this functionality requires setting certain flags and completing several setup steps, including populating fields used for the Sig with equivalent terms in the specified other language. The following table provides Spanish equivalents for some of the more common Administration Schedules.



The translations in this table may require modifications for different dialects.

ADMIN SCHEDULE	OUTPATIENT EXPANSION	OUTPATIENT SPANISH EXPANSION
AM	DAILY IN THE MORNING	DIARIAMENTE EN LA MANANA
AM-HS	AT MORNING AND AT BEDTIME	EN LA MANANA Y AL ACOSTARSE
AM-PM	AT MORNING AND IN THE AFTERNOON	EN LA MANANA Y EN LA TARDE
AM-PMI	MORNING AND EVENING	EN LA MANANA Y EN LA TARDE
BID	TWO TIMES A DAY	DOS VECES AL DIA
BID &HS	TWO TIMES A DAY AND AT BEDTIME	DOS VECES AL DIA Y AL ACOSTARSE
DAILY	EVERY DAY	DIARIAMENTE
FR-SA	FRIDAY AND SATURDAY	VIERNES Y SABADO
FRIDAY	FRIDAY	VIERNES
HS	AT BEDTIME	AL ACOSTARSE
MO-FR	MONDAY AND FRIDAY	LUNES Y VIERNES
MO-TH	MONDAY AND THURSDAY	LUNES Y JUEVES
MO-TU	MONDAY AND TUESDAY	LUNES Y MARTES
MO-TU-FR	MONDAY, TUESDAY, FRIDAY	LUNES, MARTES Y VIERNES
MO-TU-FR-SA	MONDAY, TUESDAY, FRIDAY AND SATURDAY	LUNES, MARTES, VIERNES Y SABADO
MO-TU-TH-FR-SA	MONDAY, TUESDAY, THURSDAY, FRIDAY AND SATURDAY	LUNES, MARTES, JUEVES, VIERNES Y SABADO
MO-TU-TH-SA	MONDAY, TUESDAY, THURSDAY AND SATURDAY	LUNES, MARTES, JUEVES Y SABADO
MO-TU-WE	MONDAY, TUESDAY, WEDNESDAY	LUNES, MARTES Y MIERCOLES
MO-TU-WE-TH	MONDAY, TUESDAY, WEDNESDAY AND THURSDAY	LUNES, MARTES, MIERCOLES Y JUEVES
MO-TU-WE-TH-FR	MONDAY, TUESDAY, WEDNESDAY, THURSDAY AND FRIDAY	LUNES, MARTES, MIERCOLES, JUEVES Y VIERNES
MO-TU-WE-TH-FR-SA	MONDAY THRU SATURDAY	DE LUNES A SABADO
MO-TU-WE-TH-SA	MONDAY, TUESDAY, WEDNESDAY, THURSDAY AND SATURDAY	LUNES, MARTES, MIERCOLES, JUEVES Y SABADO
MO-WE	MONDAY AND WEDNESDAY	LUNES Y MIERCOLES

MO-WE-FR	MONDAY,WEDNESDAY AND FRIDAY	LUNES,MIERCOLES Y VIERNES
MO-WE-FR	MONDAY,WEDNESDAY AND FRIDAY	LUNES,MIERCOLES Y VIERNES
MO-WE-FR	MONDAY, WEDNESDAY AND FRIDAY	LUNES,MIERCOLES Y VIERNES
MO-WE-FR-SA	MONDAY,WEDNESDAY,FRIDAY AND SATURDAY	LUNES,MIERCOLES,VIERNES Y SABADO
MO-WE-SA	MONDAY, WEDNESDAY AND SATURDAY	LUNES,MIERCOLES Y SABADO
MO-WE-TH-FR	MONDAY, WEDNESDAY,THURSDAY AND FRIDAY	LUNES, MIERCOLES, JUEVES Y VIERNES
MONDAY	MONDAY	LUNES
MONTHLY	MONTHLY	MENSUALMENTE
NOW	NOW	AHORA
ONCE	ONCE	UNA SOLA VEZ
ONE TIME	ONE-TIME	UNA SOLA VEZ
PC&HS	AFTER MEALS AND AT BEDTIME	DESPUES DE LAS COMIDAS Y AL ACOSTARSE
PM	DAILY IN THE AFTERNOON	DIARIAMENTE EN LA TARDE
Q12H	EVERY 12 HOURS	CADA DOCE HORAS
Q12WEEKS	EACH TWELVE WEEKS	CADA 12 SEMANAS
Q15D	EVERY 15 DAYS	CADA 15 DIAS
Q1H	EVERY HOUR	CADA HORA
Q20D	EVERY 20 DAYS	CADA 20 DIAS
Q21D	EVERY 21 DAYS	CADA 21 DIAS
Q24H	EVERY 24 HOURS	CADA 24 HORAS
Q28D	EVERY 28 DAYS	CADA 28 DIAS
Q29D	EVERY 29 DAYS	CADA 29 DIAS
Q2H	EVERY 2 HOURS	CADA DOS HORAS
Q2MONTHS	EVERY TWO MONTHS	CADA DOS MESES
Q2WEEK	EVERY TWO WEEKS	CADA DOS SEMANAS
Q30D	EVERY 30 DAYS	CADA 30 DIAS
Q30MIN	EVERY 30 MINUTES	CADA 30 MINUTOS
Q3D	EVERY 3 DAYS	CADA 3 DIAS
Q3H	EVERY 3 HOURS	CADA 3 HORAS
Q3MONTHS	EVERY THREE MONTHS	CADA TRES MESES
Q3WEEK	EVERY THREE WEEKS	CADA TRES (3) SEMANAS
Q48H	EVERY 48 HOURS	CADA 48 HORAS
Q4D	EVERY 4 DAYS	CADA 4 DIAS
Q4H	EVERY 4 HOURS	CADA 4 HORAS
Q4WEEK	EVERY FOUR WEEKS	CADA CUATRO (4)SEMANAS
Q5D	EVERY 5 DAYS	CADA 5 DIAS

Q5MIN	EVERY 5 MINUTES	CADA 5 MINUTOS
Q6H	EVERY 6 HOURS	CADA 6 HORAS
Q72H	EVERY 72 HOURS	CADA 72 HORAS
Q7D	EVERY 7 DAYS	CADA 7 DIAS
Q8H	EVERY 8 HOURS	CADA 8 HORAS
Q96H	EACH 96 HOURS	CADA 96 HORAS
QAM	EVERY MORNING	DIARIAMENTE EN LA MANANA
QD	DAILY	DIARIAMENTE
QD1300	EVERY DAY AT 1:00 PM	CADA DIA A LA 1:00 PM
QD5	FIVE TIMES A DAY	CINCO VECES AL DIA
QDAM	EVERY MORNING	CADA MANANA
QDHS	DAILY AT BEDTIME	DIARIAMENTE AL ACOSTARSE
QDI	DAILY	DIARIAMENTE
QDMD	DAILY AT NOON	DIARIAMENTE AL MEDIODIA
QDPM	DAILY IN THE EVENING	DIARIAMENTE EN LA TARDE
QH	EVERY HOUR	CADA HORA
QID	FOUR TIMES A DAY	CUATRO VECES AL DIA
QOD	EVERY OTHER DAY	UN DIA SI Y OTRO NO
QWEEK	WEEKLY	CADA SEMANA
SATURDAY	SATURDAY	SABADO
SU-FR	SUNDAY AND FRIDAY	DOMINGO Y VIERNES
SU-FR-SA	SUNDAY,FRIDAY AND SATURDAY	DOMINGO ,VIERNES Y SABADO
SU-MO-FR	SUNDAY , MONDAY AND FRIDAY	DOMINGO , LUNES Y VIERNES
SU-MO-TH	SUNDAY,MONDAY,THURSDAY	DOMINGO,LUNES Y JUEVES
SU-MO-TU	SUNDAY,MONDAY AND TUESDAY	DOMINGO,LUNES Y MARTES
SU-MO-TU-FR	SUNDAY,MONDAY,TUESDAY AND FRIDAY	DOMINGO,LUNES,MARTES Y VIERNES
SU-MO-TU-FR-SA	SUNDAY,MONDAY,TUESDAY,FRIDAY,SATURDAY	DOMINGO,LUNES,MARTES,VIERNES Y SABADO
SU-MO-TU-SA	SUNDAY ,MONDAY, TUESDAY AND SATURDAY	DOMINGO, LUNES,MARTES Y SABADO
SU-MO-TU-TH-FR	SUNDAY,MONDAY,TUESDAY,THURSDAY AND FRIDAY	DOMINGO,LUNES,MARTES,JUEVES Y VIERNES
SU-MO-TU-TH-FR-SA	SUNDAY,MONDAY,TUESDAY,THURSDAY,FRIDAY AND SATURDAY	DOMINGO,LUNES,MARTES,JUEVES,VIERNES Y SABADO
SU-MO-TU-TH-SA	SUNDAY,MONDAY,TUESDAY,THURSDAY AND SATURDAY	DOMINGO,LUNES,MARTES,JUEVES Y SABADO
SU-MO-TU-WE-FR	SUNDAY,MONDAY,TUESDAY,WEDNESDAY,FRIDAY	DOMINGO,LUNES,MARTES,MIERCOLES Y VIERNES
SU-MO-TU-WE-FR-SA	SUNDAY,MONDAY,TUESDAY,WEDNESDAY,FRIDAY,SATURDAY	DOMINGO,LUNES,MARTES,MIERCOLES,VIERNES Y SABADO
SU-MO-TU-WE-TH	SUNDAY, MONDAY,TUESDAY,WEDNESDAY,THURSDAY	DOMINGO,LUNES,MARTES,MIERCOLES Y JUEVES
SU-MO-TU-WE-TH-FR	SUNDAY THRU FRIDAY	DE DOMIGO A VIERNES
SU-MO-TU-WE-TH-SA	SUNDAY,MONDAY,TUESDAY,WEDNESDAY,THURSDAY,SATURDAY	DOMINGO,LUNES,MARTES,MIERCOLES,JUEVES Y SABADO

SU-MO-WE	SUNDAY, MONDAY AND WEDNESDAY	DOMINGO, LUNES Y MIERCOLES
SU-MO-WE-FR	SUNDAY, MONDAY, WEDNESDAY AND FRIDAY	DOMINGO, LUNES, MIERCOLES Y VIERNES
SU-MO-WE-FR-SA	SUNDAY, MONDAY, WEDNESDAY, FRIDAY AND SATURDAY	DOMINGO, LUNES, MIERCOLES, VIERNES Y SABADO
SU-MO-WE-TH-FR	SUNDAY, MONDAY, WEDNESDAY, THURSDAY AND FRIDAY	DOMINGO, LUNES, MIERCOLES, JUEVES Y VIERNES
SU-MO-WE-TH-FR-SA	SUNDAY, MONDAY AND WEDNESDAY THRU SATURDAY	DOMINGO, LUNES Y DE MIERCOLES A SABADO
SU-SA	SUNDAY AND SATURDAY	DOMINGO Y SABADO
SU-TH-FR-SA	SUNDAY, THURSDAY, FRIDAY AND SATURDAY	DOMINGO, JUEVES, VIERNES Y SABADO
SU-TU-SA	SUNDAY, TUESDAY AND SATURDAY	DOMINGO, MARTES Y SABADO
SU-TU-TH	SUNDAY, TUESDAY, THURSDAY	DOMINGO, MARTES Y JUEVES
SU-TU-TH-FR-SA	SUNDAY, TUESDAY, THURSDAY, FRIDAY AND SATURDAY	DOMINGO, MARTES, JUEVES, VIERNES Y SABADO
SU-TU-TH-SA	SUNDAY, TUESDAY, THURSDAY AND SATURDAY	DOMINGO, MARTES, JUEVES Y SABADO
SU-TU-TH-SA	SUNDAY, TUESDAY, THURSDAY AND SATURDAY	DOMINGO, MARTES, JUEVES Y SABADO
SU-TU-WE-TH-FR-SA	SUNDAY AND TUESDAY THRU SATURDAY	DOMINGO Y DE MARTES A SABADO
SU-TU-WE-TH-SA	SUNDAY, TUESDAY, WEDNESDAY, THURSDAY AND SATURDAY	DOMINGO, MARTES, MIERCOLES, JUEVES Y SABADO
SU-WE	SUNDAY AND WEDNESDAY	DOMINGO Y MIERCOLES
SU-WE-FR	SUNDAY, WEDNESDAY AND FRIDAY	DOMINGO, MIERCOLES Y VIERNES
SUNDAY	SUNDAY	DOMINGO
TH	THURSDAY	JUEVES
TH-FR	THURSDAY, FRIDAY	JUEVES Y VIERNES
TH-SA	THURSDAY AND SATURDAY	JUEVES Y SABADO
THURSDAY	THURSDAY	JUEVES
TID	THREE TIMES A DAY	TRES VECES AL DIA
TID &HS	THREE TIMES A DAY AND AT BEDTIME	TRES VECES AL DIA Y AL ACOSTARSE
TID 1/2HR-AC	THREE TIMES A DAY, HALF HOUR BEFORE MEALS	TRES VECES AL DIA, MEDIA HORA ANTES DE LAS COMIDAS
TID 1/2HR.AC&HS	HALF HOUR BEFORE MEALS AND AT BEDTIME	MEDIA HORA ANTES DE LAS COMIDAS Y AL ACOSTARSE
TID 1HR-PC&HS	ONE HOUR AFTER MEALS AND AT BEDTIME	UNA HORA DESPUES DE LAS COMIDAS Y AL ACOSTARSE
TU	TUESDAY	MARTES
TU-FR	TUESDAY AND FRIDAY	MARTES Y VIERNES
TU-SA	TUESDAY AND SATURDAY	MARTES Y SABADO
TU-SA	TUESDAY AND SATURDAY	MARTES Y SABADO
TU-TH	TUESDAY AND THURSDAY	MARTES Y JUEVES
TU-TH-FR	TUESDAY, THURSDAY AND FRIDAY	MARTES, JUEVES Y VIERNES
TU-TH-SA	TUESDAY, THURSDAY AND SATURDAY	MARTES, JUEVES Y SABADO
TU-TH-SA	TUESDAY-THURSDAY-SATURDAY	MARTES, JUEVES Y SABADO
TU-WE-FR-SA	TUESDAY, WEDNESDAY, FRIDAY, SATURDAY	MARTES, MIERCOLES, VIERNES Y SABADO
TU-WE-TH	TUESDAY, WEDNESDAY AND THURSDAY	MARTES, MIERCOLES Y JUEVES

TUESDAY	TUESDAY	MARTES
WE	WEDNESDAY	MIERCOLES
WE-FR	WEDNESDAY AND FRIDAY	MIERCOLES Y VIERNES
WE-SA	WEDNESDAY AND SATURDAY	MIERCOLES Y SABADO
WE-TH-FR	WEDNESDAY, THURSDAY AND FRIDAY	MIERCOLES, JUEVES Y VIERNES
WE-TH-FR-SA	WEDNESDAY THRU SATURDAY	DE MIERCOLES A SABADO
WEDNESDAY	WEDNESDAY	MIERCOLES
WEEKLY	WEEKLY	SEMANALMENTE

(This page left blank for two-sided copying)

Appendix D

Dosage Forms - Spanish Translations

The Outpatient Language Modifications patch PSS*1*47 provides the functionality to print prescription labels in a language other than English. Enabling this functionality requires setting certain flags and completing several setup steps, including populating fields used for the Sig with equivalent terms in the specified other language. The following table provides Spanish equivalents for some of the more common dosage forms.



The translations in this table may require modifications for different dialects.

DOSAGE FORM	VERB	VERB IN SPANISH	PREPOSITION	PREPOSITION IN SPANISH	NOUN	NOUN IN SPANISH
ADAPTER	USE	UTILIZAR			AS DIRECTED	SEGUN INDICADO
AEROSOL	USE	HACER	FOR	POR	SPRAY(S)	ATOMIZACION(ES)
AEROSOL,ORAL	INHALE	HACER	BY	POR	PUFF(S)	INHALACION(ES)
AEROSOL,RTL	INSERT	INSERTAR	INTO	EN EL	APPLICATOR(S)	APLICADOR(ES)
AEROSOL, TOP	APPLY	APLICAR	TO	PARA	SPRAY(S)	ATOMIZACION(ES)
AEROSOL,VAG	APPLY	APLICAR	TO	EN LA	SPRAY(S)	ATOMIZACION(ES)
APPLICATOR	USE	UTILIZAR			AS DIRECTED	SEGUN INDICADO
BAG	USE	UTILIZAR			AS DIRECTED	SEGUN INDICADO
BANDAGE	USE	UTILIZAR			AS DIRECTED	SEGUN INDICADO
BAR,CHEWABLE	CHEW	MASTICAR	BY	POR	BAR	BARRA
BAR, TOP	USE	UTILIZAR			AS DIRECTED	SEGUN INDICADO
BEADS, TOP	USE	USAR			AS DIRECTED	SEGUN INDICADO
BELT	USE	UTILIZAR			AS DIRECTED	SEGUN INDICADO
BLOCK	USE	UTILIZAR			AS DIRECTED	SEGUN INDICADO
CAP,EC	TAKE	TOMAR	BY	POR	CAPSULE(S)	CAPSULA(S)
CAP,INHL	USE	USAR	BY	PARA	CAPSULE(S)	CAPSULA(S)
CAP,ORAL	TAKE	TOMAR	BY	POR	CAPSULE(S)	CAPSULA(S)
CAP,SA	TAKE	TOMAR	BY	POR	CAPSULE(S)	CAPSULA(S)
CAP,SPRINKLE	TAKE	TOMAR	BY	POR	CAPSULE(S)	CAPSULA(S)
CAP,SPRINKLE,SA	TAKE	TOMAR	BY	POR	CAPSULE(S)	CAPSULA(S)
CONVEX INSERT	USE	UTILIZAR			AS DIRECTED	SEGUN INDICADO

CREAM	APPLY	APLICAR	TO	EN	THIN FILM	UNA CAPA FINA
CREAM,ORAL	APPLY	APLICAR	TO	EN LA	THIN FILM	UNA CAPA FINA
CREAM,OTIC	APPLY	APLICAR	TO	EN	THIN FILM	UNA CAPA FINA
CREAM,RTL	INSERT	INSERTAR	INTO	POR EL	APPLICATORFUL	APLICADOR LLENO
CREAM,TOP	APPLY	APLICAR	TO	EN	A THIN FILM	UNA CAPA FINA
CREAM,VAG	INSERT	INSERTAR	INTO	EN LA	ONE APLICATORFUL	UN APLICADOR LLENO
CRYSTAL	USE	UTILIZAR			AS DIRECTED	SEGUN INDICADO
DENTAL CONE	USE	UTILIZAR				
DEVICE	USE	USAR			AS INDICATED	SEGUN INDICADO
DIAPHRAGM	USE	UTILIZAR			AS DIRECTED	SEGUN INDICADO
DISK	USE	USAR			AS DIRECTED	SEGUN INDICADO
DOUCHE	USE	USAR	INTO	EN LA	AS DIRECTED	SEGUN INDICADO
DRAIN	USE	UTILIZAR			AS DIRECTED	SEGUN INDICADO
DRESSING	APPLY	APLICAR	TO	EN	AS DIRECTED	SEGUN INDICADO
DRESSING,TOP	APPLY	APLICAR	TO	EN	AS DIRECTED	SEGUN INDICADO
DROPS,ORAL	TAKE	TOMAR	BY	POR	DROP(S)	GOTA(S)
ELIXIR	TAKE	TOMAR	BY	POR	TEASPOONFUL(S)	CUCHARADITA(S)
EMULSION	TAKE	TOMAR	BY	POR	TEASPOONFUL(S)	CUCHARADITA(S)
EMULSION,TOP	APPLY	APLICAR	TO	EN	AS DIRECTED	SEGUN INDICADO
ENEMA	INSERT	INSERTAR	INTO	EN EL	AS DIRECTED	SEGUN INDICADO
ENEMA,RTL	INSERT	INSERTAR	INTO	EN EL	AS DIRECTED	SEGUN INDICADO
EXTRACT	ADMINISTER	ADMINISTRAR			ML(S)	MILILITRO
FACEPLATE	USE	UTILIZAR			AS DIRECTED	SEGUN INDICADO
FILM	APPLY	APLICAR	OVER	SOBRE	AS DIRECTED	SEGUN INDICADO
FILM,CONT REL	APPLY	APLICAR	OVER	SOBRE	PATCH	PARCHO
FLANGE CAP	USE	UTILIZAR			AS DIRECTED	SEGUN INDICADO
FLUFF	USE	UTILIZAR			AS DIRECTED	SEGUN INDICADO
FLUID EXTRACT	TAKE	TOMAR	BY	POR	ML(S)	MILILITRO(S)
FOAM,TOP	USE	UTILIZAR			AS DIRECTED	
GAS	INHALE	INHALAR			SEGUN INDICADO	SEGUN INDICADO
GAUZE	USE	USAR				
GEL	USE	USAR	TO	EN LA	THIN FILM	CAPA FINA
GEL,DENT	APPLY	APLICAR	FOR	PARA	AS DIRECTED	SEGUN INDICADO

GEL,NASAL	APPLY	APLICAR	TO	EN	AS DIRECTED	SEGUN INDICADO
GEL,OPH	APPLY	APLICAR	TO	EN	INCH	PULGADA(S)
GEL,TOP	APPLY	APLICAR	TO	EN	THIN FILM	CAPA FINA
GLOVE	USE	USAR			AS DIRECTED	SEGUN INDICADO
GRAFT,TOP	USE	UTILIZAR			AS DIRECTED	SEGUN INDICADO
GRANULES	USE	USAR	BY	POR	TEASPOONFUL(S)	CUCHARADITA(S)
GRNL,EFFERVSC	TAKE	TOMAR			TEASPOONFUL(S)	CUCHARADITA(S)
GRNL,RCNST-ORAL	TAKE	TOMAR	BY	POR	TEASPOONFUL(S)	CUCHARADITA(S)
GUM,CHEWABLE	CHEW	MASTICAR	IN	EN LA	PIECE(S)	PIEZA(S)
IMPLANT	INJECT	INYECTAR			AS DIRECTED	SEGUN INDICADO
INHALANT	USE	USAR	BY	POR	PUFF(S)	INHALACION(ES)
INHALATIONS	USE	USAR	BY	POR	PUFF(S)	INHALACION(ES)
INHALER	USE	USAR	BY	POR	PUFF(S)	INHALACION(S)
INHL,NASAL	USE	USAR			SPRAY(S)	ATOMIZACION(ES)
INHL,ORAL	USE	USAR	BY	POR	PUFF(S)	INHALACION(ES)
INJ	ADMINISTER	INJECTAR		ADMINISTRAR		
INJ (IN OIL)	INJECT	INJECTAR		POR		
INJ,CONC	INJECT	INJECTAR		POR		
INJ,CONC, W/BUF	INJECT	INJECTAR		POR		
INJ,CONC-SOLN	INJECT	INJECTAR		POR		
INJ,FROZEN	INJECT	INJECTAR		POR		
INJ,LYPHL	INJECT	INJECTAR		POR		
INJ,PWDR	INJECT	INJECTAR		POR		
INJ,REPOSITORY	INJECT	INJECTAR		POR		
INJ,SOLN	INJECT	INJECTAR				
INJ,SOLN (IN OIL)	INJECT	INJECTAR		POR		
INJ,SOLN,LA	INJECT	INJECTAR		POR		
INJ,SOLN,SA	INJECT	INJECTAR		POR		
INJ,SUSP	INJECT	INJECTAR		POR		
INJ,SUSP (IN OIL)	INJECT	INJECTAR		POR		
INJ,SUSP,SA	INJECT	INJECTAR		POR		
INJ,SUSP-DRY,SA	INJECT	INJECTAR		POR		
INJ/IMPLANT	PLACE	PONER		POR	IMPLANT(S)	IMPLANTE(S)
INSERT,CONT REL	INSERT	INSERTAR	IN	EN	AS DIRECTED	SEGUN INDICADO

INSERT,CONT REL,OPH	INSERT	INSERTAR	IN	EN	AS DIRECTED	SEGUN INDICADO
INSERT,VAG	INSERT	INSERTAR	TO	EN LA	AS DIRECTED	SEGUN INDICADO
IRRIGATION SET	USE	UTILIZAR			AS DIRECTED	SEGUN INDICADO
IRRIGATION SLEEVE	USE	UTILIZAR			AS DIRECTED	SEGUN INDICADO
IRRIGATOR	USE	UTILIZAR			AS DIRECTED	SEGUN INDICADO
IUD	INSERT	INSERTAR	BY	POR VIA	AS DIRECTED	SEGUN INDICADO
JELLY	APPLY	APLICAR	TO	EN	THIN FILM	UNA CAPA FINA
JELLY,NASAL	APPLY	APLICAR	IN	EN	THIN FILM	UNA CAPA FINA
JELLY,TOP	APPLY	APLICAR	TO	EN	THIN FILM	UNA CAPA FINA
JELLY,VAG	INSERT	INSERTAR	INTO	DENTRO DE LA	APPLICATORFUL(S)	APLICADOR LLENO
KIT	USE	USAR			AS DIRECTED	SEGUN INDICADO
LANCET	USE	USAR			AS DIRECTED	SEGUN INDICADO
LENS,HARD	PLACE	PONER	INTO	EN	AS DIRECTED	SEGUN INDICADO
LENS,SOFT	PLACE	PONER	INTO	EN	AS DIRECTED	SEGUN INDICADO
LINIMENT	APPLY	APLICAR	TO	EN	AS DIRECTED	SEGUN INDICADO
LIQUID	TAKE	TOMAR	BY	POR LA	TEASPOONFUL(S)	CUCHARADITA(S)
LIQUID(SF)	TAKE	TOMAR	BY	POR	TEASPOONFUL(S)	CUCHARADITA(S)
LIQUID,AEROSOL	APPLY	APLICAR	FOR	PARA	SPRAY(S)	ATOMIZACION(ES)
LIQUID,DENT	APPLY	APLICAR	TO	PARA	AS DIRECTED	SEGUN INDICADO
LIQUID,INHL	USE	UTILIZAR			INHALATION(S)	INHALACIONES
LIQUID,OPH	INSTIL	ECHAR	FOR	PARA	DROP(S)	GOTA(S)
LIQUID,ORAL	TAKE	TOMAR	BY	POR	TEASPOONFUL(S)	CUCHARADITA(S)
LIQUID,OTIC	INSTILL	ECHAR	IN	EN	DROP(S)	GOTA(S)
LIQUID,RTL	APPLY	APLICAR	IN	EN		
LIQUID,TOP	APPLY	APLICAR	TO	PARA	AS DIRECTED	
LOTION	APPLY	APLICAR	TO	EN	AS DIRECTED	SEGUN INDICADO
LOTION,TOP	APPLY	APLICAR	TO	EN	AS DIRECTED	SEGUN INDICADO
LOZENGE	DISSOLVE	DISOLVER	IN	EN LA	LOZENGE	TABLETA
MASK	USE	UTILIZAR			AS INDICATED	SEGUN INDICADO
MISCELLANEOUS	USE	USAR			AS DIRECTED	SEGUN INDICADO
MOUTHWASH	USE	UTILIZAR	FOR	PARA	TEASPOONFUL(S)	CUCHARADITA(S)
NEEDLE	USE	UTILIZAR			AS DIRECTED	SEGUN INDICADO
OIL	TAKE	TOMAR	BY	POR	TEASPOONFUL(S)	CUCHARADITA(S)

OIL, TOP	APPLY	APLICAR	FOR	PARA	AS DIRECTED	SEGUN INDICADO
OINT, DENT	APPLY	APLICAR	FOR	PARA USO	THIN FILM	UNA CAPA FINA
OINT, OPH	APPLY	APLICAR	TO	A	THIN FILM	UNA CAPA FINA
OINT, RTL	INSERT	INSERTAR	TO	AL	ONE APPLICATORFUL	UN APLICADOR LLENO
OINT, TOP	APPLY	APLICAR	TO	PARA	A THIN FILM	UNA CAPA FINA
OINTMENT	INSERT	INSERTAR	FOR	PARA USO	THIN LAYER	UNA CAPA FINA
OPH	USE	UTILIZAR			DROP(S)	GOTA(S)
OPH IRR	USE	USE	TO	EN	IRRIGATION(S)	IRRIGACION(ES)
OPHTHALMIC, CRC	PLACE	PONER	INTO	EN	THIN FILM	CAPA FINA
PAD	USE	UTILIZAR			AS DIRECTED	SEGUN INDICADO
PAD, TOP	USE	UTILIZAR			AS DIRECTED	SEGUN INDICADO
PASTE	APPLY	APLICAR	FOR	PARA	THIN FILM	UNA CAPA FINA
PATCH	APPLY	APLICAR	TO	EN	PATCH	PARCHO
PELLET	INSERT	INSERTAR	BY	POR	PELLET(S)	BOLITA(S)
PILL	TAKE	TOMAR	BY	POR	PILL(S)	PILDORA(S)
POUCH	USE	UTILIZAR			AS DIRECTED	SEGUN INDICADO
POWDER	USE	USAR	BY	POR	TEASPOONFUL(S)	CUCHARADITA(S)
POWDER, AEROSOL	USE	UTILIZAR	FOR	PARA	SPRAY(S)	ATOMIZACION(ES)
POWDER, ORAL	TAKE	TOMAR	BY	POR	TEASPOONFUL(S)	CUCHARADITA(S)
POWDER, RTL	DISOLVE AND INSERT	DISOLVER E INSERTAR	BY	POR	ENEMA(S)	ENEMA(S)
POWDER, SPRAY	APPLY	APLICAR	FOR	PARA	SPRAY(S)	ATOMIZACION(ES)
POWDER, TOP	APPLY	APLICAR	TO	PARA	PACKAGE(S)	SOBRE(S)
PUDDING	TAKE	TOMAR	BY	POR	THE CONTENT OF A CAN	EL CONTENIDO DE UNA LATA
PWDR, EFFERVSC	DISOLVE AND TAKE	DISOLVER Y TOMAR	BY	POR	TABLESPOONFUL(S)	CUCHARADA(S)
PWDR, RENST-ORAL	TAKE	TOMAR	BY	POR	TEASPOONFUL(S)	CUCHARADITA(S)
RING, VAG	USE	UTILIZAR	BY	POR LA	AS DIRECTED	SEGUN INDICADO
RINSE, ORAL	USE	UTILIZAR	FOR	PARA	TEASPOONFUL(S)	CUCHARADITA(S)
SET	USE	UTILIZAR			AS DIRECTED	SEGUN INDICADO
SET, INFUSION	USE	UTILIZAR			AS DIRECTED	SEGUN INDICADO

SHAMPOO	SHAMPOO	LAVAR EL CABELLO			AS DIRECTED	SEGUN INDICADO
SOAP/DETERGENT	WASH AREA	LAVAR AREA			AS DIRECTED	SEGUN INDICADO
SOLN	USE	USAR	BY	POR		
SOLN,CONC	TAKE	TOMAR	BY	POR		
SOLN,INHL	USE	UTILIZAR	IN NEBULIZER FOR	EN NEBULIZADOR POR	MILLILITER(S)	MILITRO(S)
SOLN,IRRG	USE	UTILIZAR	FOR	PARA		
SOLN,NASAL	USE	ECHAR		EN	DROP(S)	GOTA(S)
SOLN,OPH	INSTILL	ECHAR			DROP(S)	GOTA(S)
SOLN,OPH IRRG	USE	UTILIZAR	FOR	PARA		
SOLN,ORAL	TAKE	TOMAR	BY	POR	TEASPOONFUL(S)	CUCHARADITA(S)
SOLN,OTIC	INSTILL	ECHAR	IN	PARA	DROP(S)	GOTA(S)
SOLN,RTL	INSTILL	INSERTAR	BY	POR EL	CONTENT(S)	CONTENIDO
SOLN,SPRAY,NASAL	USE	UTILIZAR	IN	EN	SPRAY(S)	ATOMIZACION(ES)
SOLN,TOP	APPLY	APLICAR	TO	PARA		
SPIRIT	USE	UTILIZAR				
SPONGE	USE	UTILIZAR			AS DIRECTED	SEGUN INDICADO
SPRAY, TOP	SPRAY	ROCIAR	FOR	PARA	AS DIRECTED	SEGUN INDICADO
STOMA CAP	USE	UTILIZAR			AS DIRECTED	SEGUN INDICADO
STRIP	USE	UTILIZAR			STRIP AS DIRECTED	TIRILLA SEGUN INDICADO
STRIP,OPH	USE	UTILIZAR	IN	EN	STRIP AS DIRECTED	TIRILLA SEGUN INDICADO
SUPP,RTL	INSERT	INSERTAR	BY	POR EL	SUPPOSITORY	SUPOSITORIO
SUPP,VAG	INSERT	INSERTAR	IN	EN LA	SUPPOSITORY	SUPOSITORIO
SUPPOSITORY	INSERT	INSERTAR	INTO	EN	SUPPOSITORY	SUPOSITORIO
SUSP	TAKE	TOMAR	BY	POR	TEASPOONFUL(S)	CUCHARADITA(S)
SUSP(SF)	TAKE	TOMAR	BY	POR	TABLESPOONFUL(S)	CUCHARADA(S)
SUSP,INTRATHECAL	INJECT	INJECTAR	BY	POR VIA		
SUSP,OPH	INSTILL	ECHAR	IN	EN	DROP(S)	GOTA(S)
SUSP,ORAL	TAKE	TOMAR	BY	POR	TEASPOONFUL(S)	CUCHARADITA(S)
SUSP,OTIC	INSTILL	ECHAR	IN	EN	DROP(S)	GOTA(S)

SUSP,RTL	INSERT	INSERTAR	IN	EN EL	CONTENT(S)	CONTENIDO
SUSP,SA	TAKE	TOMAR	BY	POR	TABLESPOONFUL(S)	CUCHARADA(S)
SWAB, TOP	APPLY	APLICAR	BY	EN	AS DIRECTED	SEGUN INDICADO
SYRINGE	USE	UTILIZAR			AS DIRECTED	SEGUN INDICADO
SYRINGE/NDL	USE	UTILIZAR			AS DIRECTED	SEGUN INDICADO
SYRUP	TAKE	TOMAR	BY	POR	TEASPOONFUL(S)	CUCHARADITA(S)
SYRUP, ORAL	TAKE	TOMAR	BY	POR	TABLESPOONFUL(S)	CUCHARADA(S)
SYRUP, SR	TAKE	TOMAR	BY	POR	TABLESPOONFUL(S)	CUCHARADA(S)
TAB	TAKE	TOMAR	BY	POR	TABLET(S)	TABLETA(S)
TAB, BUCC, SA	PLACE	PONER	BETWEEN	ENTRE	TABLET(S)	TABLETA(S)
TAB, BUCCAL	PLACE	PONER	BETWEEN	ENTRE	TABLET(S)	TABLETA(S)
TAB, CHEWABLE	CHEW AND SWALLOW	MASTICAR Y TRAGAR			TABLET(S)	TABLETA(S)
TAB, CHEWG GUM	CHEW	MASTICAR			PIECE(S)	PIEZA(S)
TAB, CR	TAKE	TOMAR	BY	POR	TABLET(S)	TABLETA(S)
TAB, EC	TAKE	TOMAR	BY	POR	TABLET(S)	TABLETA(S)
TAB, EC (DEL RELEASE)	TAKE	TOMAR			TABLET	TABLETA
TAB, EC, SA	TAKE	TOMAR	BY	POR	TABLET(S)	TABLETA(S)
TAB, EFFERVSC	DISSOLVE	DISOLVER	IN WATER AND TAKE BY	EN AGUA Y TOMAR POR	TABLET(S)	TABLETA(S)
TAB, EFFERVSC, TOP	DISSOLVE IN WATER	DISOLVER EN AGUA	AND APPLY TO	Y APLICAR EN	TABLET(S)	TABLETA(S)
TAB, LA	TAKE	TOMAR	BY	POR	TABLET(S)	TABLETA(S)
TAB, ORAL	TAKE	TOMAR	BY	POR	TABLET(S)	TABLETA(S)
TAB, ORAL DISINTEGRATING	PLACE	PONER	BY	POR	TABLET(S)	TABLETA(S)
TAB, ORAL/VAG						
TAB, RAPID DISINTEGRATE	PLACE	PONER	BY	POR	TABLET(S)	TABLETA(S)
TAB, SA	TAKE	TOMAR	BY	POR	TABLET(S)	TABLETA(S)
TAB, SOLUBLE	DISSOLVE AND APPLY	DISOLVER Y APLICAR	IN	EN	TABLET(S)	TABLETA(S)
TAB, SUBLINGUAL	DISSOLVE	DISOLVER			TABLET(S)	TABLETA(S)

TAB,TEST	USE	USAR	FOR TESTING	PARA PRUEBA	TABLET(S)	TABLETA(S)
TAB,VAG	INSERT	INSERTAR	IN	POR	TABLET(S)	TABLETA(S)
TAMPON	INSERT	INSERTAR	IN	POR	AS DIRECTED	SEGUN INDICADO
TAPE	USE	USAR			AS DIRECTED	SEGUN INDICADO
TEST STRIP	USE	USAR	FOR TESTING	PARA PRUEBA	STRIP AS DIRECTED	TIRILLA SEGUN INDICADO
TINCTURE	TAKE	TOMAR	BY	POR		
TINCTURE, TOP	APPLY	APLICAR	TO	PARA	AS DIRECTED	SEGUN INDICADO
TROCHE	DISSOLVE	DISOLVER	BY	POR	TROCHE(S)	TROCISCO(S)
WAFER	USE	USAR			AS DIRECTED	SEGUN INDICADO
WAFER, TOP	USE	USAR			AS DIRECTED	SEGUN INDICADO

Appendix E

Local Possible Dosages - Spanish Translations

The Outpatient Language Modifications patch PSS*1*47 provides the functionality to print prescription labels in a language other than English. Enabling this functionality requires setting certain flags and completing several setup steps, including populating fields used for the Sig with equivalent terms in the specified other language. The following table provides Spanish equivalents for some of the more common local possible dosages.



The translations in this table may require modifications for different dialects.

LOCAL POSSIBLE DOSAGE	SPANISH LOCAL DOSAGE
0.05 MILLILITERS	0.05 MILILITROS
0.1 MILLILITERS	0.1 MILILITROS
0.15 MILLILITERS	0.15 MILILITROS
0.18 MILLILITERS	0.18 MILILITROS
0.2 MILLILITERS	0.2 MILILITROS
0.25 MILLILITER	0.25 MILILITRO
0.3 MILLILITERS	0.3 MILILITROS
0.4 MILLILITER OF 120MCG/0.5ML	0.4 MILILITRO DE 120MCG/0.5ML
0.4 MILLILITER OF 80MCG/0.5ML	0.4 MILILITRO DE 80MCG/0.5ML
0.5 MILLIGRAMS	0.5 MILIGRAMOS
0.5 MILLILITER	0.5 MILILITRO
0.5 MILLILITER OF 120MCG/0.5ML	0.5 MILILITRO DE 120MCG/0.5ML
0.5 MILLILITER OF 150MCG/0.5ML	0.5 MILILITRO DE 150MCG/0.5ML
0.5 MILLILITER OF 80MCG/0.5ML	0.5 MILILITRO DE 80MCG/0.5ML
0.9 MILLIGRAM	0.9 MILIGRAMO
1 AMPULE	1 AMPOLLETA
1 RING AS DIRECTED	1 ANILLO SEGUN INDICADO
1 APPLICATORFUL	1 APLICADOR LLENO
1 SPRAY	1 ATOMIZACION
1 CAPSULE	1 CAPSULA
1 TABLESPOONFUL	1 CUCHARADA
1 TEASPOONFUL	1 CUCHARADITA

1 ENEMA	1 ENEMA
1 ENEMA AS DIRECTED	1 ENEMA SEGUN INDICADO
1 DROP	1 GOTA
1 GRAM	1 GRAMO
1 IMPLANT	1 IMPLANTE
1 PUFF	1 INHALACION
1 MILLIGRAM	1 MILIGRAMO
1 MILLILITER	1 MILILITRO
1 PATCH	1 PARCHO
1 PIECE	1 PIEZA
1 INCH	1 PULGADA
1 AS DIRECTED	1 SEGUN INDICADO
1 PACKET	1 SOBRE
1 SUPPOSITORY	1 SUPOSITORIO
1 TABLET	1 TABLETA
1 STRIP AS DIRECTED	1 TIRILLA SEGUN INDICADO
1 TROCHE	1 TROCISCO
1.2 MILLION UNITS	1.2 MILLONES DE UNIDADES
1.25 GRAMS	1.25 GRAMOS
1.25 MILLILITERS	1.25 MILILITROS
1.5 MILLIGRAMS	1.5 MILIGRAMOS
10 DROPS	10 GOTAS
10 MILLIGRAMS	10 MILIGRAMOS
10 UNITS	10 UNIDADES
100 MILLIGRAMS	100 MILIGRAMOS
1000MG	1000 MILIGRAMOS
1000 UNITS	1000 UNIDADES
10MG (0.2 MILLILITERS)	10MG (0.2 MILILITROS)
10MG (1 MILLILITER)	10MG (1 MILILITRO)
12.5 MILLIGRAMS (0.5 MILLILITER)	12.5 MILIGRAMOS (0.5 MILILITRO)
1200MG	1200 MILIGRAMOS
15 MILLIGRAMS	15 MILIGRAMOS
15 UNITS	15 UNIDADES
150000 UNITS (0.3ML)	150000 UNIDADES (0.3ML)
2 SPRAYS	2 ATOMIZACIONES

2 CAPSULES	2 CAPSULAS
2 TABLESPOONFULS	2 CUCHARADAS
2 TEASPOONFULS	2 CUCHARADITAS
2 DROPS	2 GOTAS
2 GRAMS	2 GRAMOS
2 PUFFS	2 INHALACIONES
2 MILLIGRAMS	2 MILIGRAMOS
2 MILLILITERS	2 MILILITROS
2 PIECES	2 PIEZAS
2 INCH	2 PULGADAS
2 PACKETS	2 SOBRES
2 TABLETS	2 TABLETAS
2.4 MILLION UNITS	2.4 MILLONES DE UNIDADES
2.5 MILLIGRAMS	2.5 MILIGRAMOS
2.5 MILLILITERS	2.5 MILILITROS
20 UNITS	20 UNIDADES
200 MCG(4 MU)(1ML)	200 MCG(4 MU)(1ML)
200 MILLIGRAMS	200 MILIGRAMOS
200 MILLIGRAMS	200 MILIGRAMOS
200 MILLIGRAMS	200 MILIGRAMOS
2000 UNITS	2000 UNIDADES
20MG (2 MILLILITERS)	20MG (2 MILILITROS)
25 MILLIGRAMS	25 MILIGRAMOS
25 UNITS	25 UNIDADES
250 UNITS	250 UNIDADES
3 CAPSULES	3 CAPSULAS
3 TABLESPOONFULS	3 CUCHARADAS
3 DROPS	3 GOTAS
3 MILLIGRAMS	3 MILIGRAMOS
3 MILLILITERS	3 MILILITROS
3 MILLION UNITS	3 MILLONES DE UNIDADES
3 TABLETS	3 TABLETAS
30 MILLIGRAMS	30 MILIGRAMOS
30 UNITS	30 UNIDADES
300 MILLIGRAMS	300 MILIGRAMOS

3000 UNITS	3000 UNIDADES
35 UNITS	35 UNIDADES
4 CAPSULES	4 CAPSULAS
4 TABLESPOONFULS	4 CUCHARADAS
4 TEASPOONFULS	4 CUCHARADITAS
4 LEVEL TEASPOONFULS	4 CUCHARADITAS AL RAS
4 DROPS	4 GOTAS
4 GRAMS	4 GRAMOS
4 MILLIGRAMS	4 MILIGRAMOS
4 TABLETS	4 TABLETAS
40 MILLIGRAMS	40 MILIGRAMOS
40 UNITS	40 UNIDADES
400 MGS (4 TEASPOONFULS)	400 MGS (4 CUCHARADITAS)
4000 UNITS	4000 UNIDADES
45 UNITS	45 UNIDADES
4MG (40 MILLILITERS)	4MG (40 MILILITROS)
5 GRAMS	5 GRAMOS
5 MGS (1.67 MILLILITERS)	5 MGS (1.67 MILILITROS)
5 MILLIGRAMS	5 MILIGRAMOS
5 UNITS	5 UNIDADES
50 MILLIGRAMS	50 MILIGRAMOS
50 UNITS	50 UNIDADES
500 UNITS	500 UNIDADES
5000 UNITS	5000 UNIDADES
6 MILLIGRAMS	6 MILIGRAMOS
6 MILLILITERS	6 MILILITROS
60 MILLIGRAMS	60 MILIGRAMOS
600 MGS(2 TABLESPOONFULS)	600 MGS(2 CUCHARADAS)
600,000 UNITS	600,000 UNIDADES
75 MILLIGRAMS (3 MILLILITERS)	75 MILIGRAMOS (3 MILILITROS)
8 TABLESPOONFULS	8 CUCHARADAS
8 MILLIGRAMS	8 MILIGRAMOS
80 MILLIGRAMS	80 MILIGRAMOS
80 MILLIGRAMS	80 MILIGRAMOS
LOCAL CARE	CUIDADO LOCAL

DISSOLVE WITH 0.7 ML STERILE WATER AND INJECT XX ML	DISOLVER CON 0.7ML DE AGUA ESTERIL E INYECTAR XX ML
TWO APPLICATORSFUL	DOS APLICADORES LLENOS
TWO AND A HALF TEASPOONFULS	DOS Y MEDIA CUCHARADITAS
THE CONTENT OF THE BOTTLE	EL CONTENIDO DE LA BOTELLA
THE CONTENT OF ONE GALLON	EL CONTENIDO DE UN GALON
THE CONTENT OF ONE PACKET	EL CONTENIDO DE UN SOBRE
THE CONTENT OF ONE AMPULE	EL CONTENIDO DE UNA AMPOLLETA
THE CONTENT OF ONE BOTTLE	EL CONTENIDO DE UNA BOTELLA
THE CONTENT OF ONE CAN	EL CONTENIDO DE UNA LATA
HALF TEASPOONFUL	MEDIA CUCHARADITA
HALF INCH	MEDIA PULGADA
HALF TABLET	MEDIA TABLETA
HALF MILLILITER	MEDIO MILILITRO
AS DIRECTED	SEGUN INDICADO
THE WHOLE CONTENT	TODO EL CONTENIDO
1 APPLICATOR	UN APLICADOR
ONE APPLICATORFUL	UN APLICADOR LLENO
A THIN FILM	UNA CAPA FINA
ONE AND A HALF TEASPOONFUL	UNA CUCHARADITA Y MEDIA
A SMALL AMOUNT	UNA PEQUENA CANTIDAD
A SMALL AMOUNT	UNA PEQUENA CANTIDAD
ONE INCH	UNA PULGADA
1 AS DIRECTED	UNA SEGUN INDICADO
ONE AND A HALF TEASPOONFUL	UNA Y MEDIA CUCHARADITA
ONE AND A HALF INCH	UNA Y MEDIA PULGADA

Appendix F

Medication Instructions - Spanish Translations

The Outpatient Language Modifications patch PSS*1*47 provides the functionality to print prescription labels in a language other than English. Enabling this functionality requires setting certain flags and completing several setup steps, including populating fields used for the Sig with equivalent terms in the specified other language. The following table provides Spanish equivalents for some of the more common medication instructions that can be entered in the new OTHER MEDICATION INSTRUCTIONS file.



The translations in this table may require modifications for different dialects.

MED INSTRUCTIONS	EXPANSION	SPANISH EXPANSION
828	AT 8AM, 2PM AND 8PM	A LAS 8AM, 2PM Y 8PM
838	8AM, 3PM, AND 8PM	8AM, 3PM Y 8PM
&L	AND LUNCH	Y EL ALMUERZO
()	(AT 8AM, 3PM AND AT BEDTIME)	A LAS 8AM, 3PM Y AL ACOSTARSE
(12)	(NOT MORE THAN 12 A DAY)	(NO MAS DE 12 AL DIA)
(3)	(NO MORE THAN 3 A DAY)	(NO MAS DE 3 AL DIA)
(4)	(NOT MORE THAN 4 A DAY)	(NO MAS DE 4 AL DIA)
(5)	(NO MORE THAN 5 A DAY)	(NO MAS DE 5 AL DIA)
(6)	(NOT MORE THAN 6 A DAY)	(NO MAS DE 6 AL DIA)
(8)	(NOT MORE THAN 8 A DAY)	(NO MAS DE 8 AL DIA)
1,2HPC	1 HR.BEFORE OR 2 HRS. AFTER MEALS	1 HORA ANTES O 2 HORAS DESPUES DE LAS COMIDAS
13H	ONE AND THREE HOURS	UNA Y TRES HORAS
13HPC	ONE & THREE HOURS AFTER MEALS	UNA Y TRES HORAS DESPUES DE LAS COMIDAS
15BB	15 MINUTES BEFORE BATH	15 MINUTOS ANTES DEL BANO
1ATO	SPRAY ONCE	UNA ATOMIZACION
1D	INSTILL ONE DROP	ECHAR UNA GOTA
1DAY	THE FIRST DAY	EL PRIMER DIA
1HAC	ONE HOUR BEFORE MEALS	UNA HORA ANTES DE LAS COMIDAS
1HPC	1 HOUR AFTER MEALS	1 HORA DESPUES DE LAS COMIDAS
1HRPCHS	ONE HOUR AFTER MEALS AND AT BEDTIME	UNA HORA DESPUES DE LAS COMIDAS Y AL ACOSTARSE
1HS	AND 1 AT BEDTIME	Y UNA AL ACOSTARSE
1I	ONE INHALATION	UNA INHALACION
1PM	AT 1:00 PM	A LA 1:00 PM

1V	AT ONE TIME	DE UNA SOLA VEZ
23D	2-3 TIMES A DAY	2-3 VECES AL DIA
2ATO	SPRAY TWICE	DOS ATOMIZACIONES
2D	INSTILL 2 DROPS	ECHAR 2 GOTAS
2DAY	THE SECOND DAY	EL SEGUNDO DIA
2HS	AND 2 AT BEDTIME	Y DOS AL ACOSTARSE
2I	TWO INHALATIONS	DOS INHALACIONES
30BBM	30 MINUTES BEFORE BREAKFAST AND EVENING MEAL	30 MINUTOS ANTES DEL DESAYUNO Y LA CENA
30M	30 MINUTES	30 MINUTOS
34D	3-4 TIMES A DAY	3-4 VECES AL DIA
3D	INSTILL 3 DROPS	ECHAR 3 GOTAS
3HS	AND 3 AT BEDTIME	Y TRES AL ACOSTARSE
3I	THREE INHALATIONS	TRES INHALACIONES
3PA	NO MORE THAN 3 DOSES PER ATTACK	MAXIMO 3 DOSIS POR ATAQUE
4D	INSTILL 4 DROPS	ECHAR 4 GOTAS
4HS	AND FOUR AT BEDTIME	Y CUATRO AL ACOSTARSE
4I	FOUR INHALATIONS	CUATRO INHALACIONES
5D	INSTILL 5 DROPS	ECHAR 5 GOTAS
5PM	AT 5:00 PM	A LAS 5:00 PM
6PM	AT 6:00 PM	A LAS 6:00 PM
7AM	AT 7:00 AM	A LAS 7:00 AM
9PM	AT 9:00 PM	A LAS 9:00 PM
A1	APPLY 1 INCH TO THE CHEST	APLICAR 1 PULGADA EN EL PECHO
A1P	APPLY ONE PATCH	APLICAR UN PARCHO
A2	APPLY 2 INCHES TO THE CHEST	APLICAR 2 PULGADAS EN EL PECHO
A8	AT 8PM ONLY	A LAS 8:00 PM SOLAMENTE
AA	AVOID ALCOHOL WHILE TAKING THIS MEDICINE	EVITE USO DE BEBIDAS ALCOHOLICAS
AAA	AVOID ANTACIDS USE WITH THIS MEDICATION	EVITAR USO DE ANTIACIDOS JUNTO CON EL MEDICAMENTO
AB	AFTER BREAKFAST	DESPUES DEL DESAYUNO
ABM	AFTER EACH BOWEL MOVEMENT	DESPUES DE CADA EVACUACION
ABT	AT BREAKFAST TIME	A LA HORA DEL DESAYUNO
AC	BEFORE MEALS	ANTES DE LAS COMIDAS
ACD	AT ONSET OF HEADACHE	AL COMENZAR EL DOLOR DE CABEZA
AD	INTO RIGHT EAR	EN OIDO DERECHO
ADA	AFFECTED	AFECTADA
ADACID	ADJUST INTAKE OF POTENTIALLY ACID ASH FOOD	AJUSTAR INGESTA DE ALIMENTOS ACIDOS
ADBASIC	ADJUST INTAKE OF POTENTIALLY BASIC FOOD	AJUSTAR INGESTA DE ALIMENTOS ALCALINOS

ADM	ADMINISTER	ADMINISTRAR
ADO	AFFECTED	AFECTADO
AES	AVOID EXPOSURE TO SUNLIGHT	EVITAR EXPOSICION A LA LUZ SOLAR
AF	AFFECTED FOOT	PIE AFECTADO
AFA	INTO AFFECTED EAR	EN OIDO AFECTADO
AFE	ONTO AFFECTED EYE	EN OJO AFECTADO
AGF	AVOID GRAPEFRUIT JUICE	EVITE USO DE JUGO DE TORONJA
AH	AFFECTED HAND	MANO AFECTADA
AHS	AND AT BEDTIME	Y AL ACOSTARSE
AI	IN SELECTED AREA	EN AREA INDICADA
ALBM	AFTER EACH LOOSE BOWEL MOVEMENT	DESPUES DE CADA EVACUACION BLANDA
ALENDRO	BEFORE YOU TAKE ANY FOOD,BEVERAGE OR MEDICINE	ANTES DE INGERIR ALIMENTO,BEBIDA O MEDICINA-
AMN	IN THE MORNING AND AT NOON	EN LA MANANA Y AL MEDIODIA
AMOXI	TAKE 2 TWICE A DAY AFTER BREAKFAST AND SUPPER	TOME 2 VECES AL DIA DESPUES DE DESAYUNO Y CENA
AOP	APPLY ONE PATCH ON AFFECTED AREA	APLICAR UN PARCHO EN AREA INDICADA
AP	APPLY	APLICAR
AS3	INSTILL THE CONTENTS OF ONE AMPUL IN THE NEBULIZER	ECHAR EL CONTENIDO DE UNA AMPULA EN EL NEBULIZADOR
ASU	AFTER SUPPER	DESPUES DE LA COMIDA
ATC	AROUND THE CLOCK	DIA Y NOCHE
AU	IN BOTH EARS	EN CADA OIDO
AVCAFF	LIMIT OR AVOID CAFFEINE INTAKE	EVITE O LIMITE TOMAR CAFE
AW	ALTERNATING WITH	ALTERNANDO CON
BARIUM	STARTING ON	COMENZANDO EN
BB	BEFORE BREAKFAST	ANTES DEL DESAYUNO
BEM	BEFORE THE EVENING MEAL	ANTES DE LA CENA
BID	2 TIMES A DAY	2 VECES AL DIA
BIDAP	TWICE A DAY IN MORNING AND EVENING	2 VECES AL DIA EN LA MANANA Y LA TARDE
BIW	TWO TIMES A WEEK	2 VECES EN SEMANA
BM	BETWEEN MEALS	ENTRE COMIDAS
BMHS	BETWEEN MEALS AND AT BEDTIME	ENTRE COMIDAS Y AL ACOSTARSE
C68H	EVERY 6-8 HOURS	CADA 6-8 HORAS
CAP	CAPSULE	CAPSULA
CH	EVERY HOUR	CADA HORA
CLARI	TAKE 1 TWO TIMES A DAY AFTER BREAKFAST AND SUPPER	TOME UNA 2 VECES AL DIA DESPUES DE DESAYUNO Y CENA
CLOTRI1	DISSOLVE ONE IN MOUTH FOR 10-15 MINUTES & SWALLOW	DISOLVER UNA EN LA BOCA POR 10-15 MINUTOS Y TRAGAR
CLOTRI2	DISSOLVE TWO IN MOUTH FOR 10-15 MINUTES & SWALLOW	DISOLVER DOS EN LA BOCA POR 10-15 MINUTOS Y TRAGAR
CN	IN THE EVENING	CADA NOCHE

CP	CHEST PAIN	DOLOR EN EL PECHO
CS	CHEW AND SWALLOW	MASTICAR Y TRAGAR
CS1	CHEW AND SWALLOW ONE	MASTICAR Y TRAGAR UNA
CS2	CHEW AND SWALLOW TWO	MASTICAR Y TRAGAR DOS
CTS	CHANGE TASTE	CAMBIA SENSITIVIDAD AL GUSTO
D	DROP	GOTA
D1	TO SOLVE 1	DISOLVER UNA
D2	TO SOLVE 2	DISOLVER DOS
D25SS	DILUTE 0.25CC IN 5CC OF SALINE SOLUTION	DILUIR 0.25 CC EN 5 CC DE SOLUCION SALINA
D25W	DILUTE 0.25CC IN 5CC OF DISTILLED WATER	DILUIR 0.25 CC EN 5 CC DE AGUA DESTILADA
D34W	DURING THE THIRD AND FOURTH WEEK	DURANTE LA TERCERA Y CUARTA SEMANA
D35SS	DILUTE 0.3CC IN 5CC OF SALINE SOLUTION	DILUIR 0.3 CC EN 5 CC DE SOLUCION SALINA
D35W	DILUTE 0.3CC IN 5CC OF DISTILLED WATER	DILUIR 0.3 CC EN 5 CC DE AGUA DESTILADA
D3SS	DILUTE 0.3CC IN 3CC SOD. CHLORIDE	DILUIR 0.3 CC EN 3 CC DE SOLUCION SALINA
D3W	DILUTE 0.3CC IN 3CC DISTILLED WATER	DILUIR 0.3 CC EN 3 CC DE AGUA DESTILADA
D53SS	DILUTE 0.5CC IN 3CC OF SALINE SOLUTION	DILUIR 0.5 CC EN 3 CC DE SOLUCION SALINA
D53W	DILUTE 0.5CC IN 3CC OF DISTILLED WATER	DILUIR 0.5 CC EN 3 CC DE AGUA DESTILADA
D5SS	DILUTE 0.5CC IN 5CC OF SOD. CHLORIDE	DILUIR 0.5 CC EN 5 CC DE SOLUCION SALINA
D5W	DILUTE 0.5CC IN 5CC OF DISTILLED WATER	DILUIR 0.5 CC EN 5 CC DE AGUA DESTILADA
D8A	MIXED IN 8 OUNCES OF WATER	DISUELTA EN 8 ONZAS DE AGUA
D8J	MIXED IN 8 OUNCES OF JUICE	DISUELTA EN 8 ONZAS DE JUGO
DA	RIGHT	DERECHA
DBS	BEGINNING THE DAY BEFORE THE STUDY	COMENZANDO EL DIA ANTES DEL ESTUDIO
DC1S	CONTENTS OF 1 PACKET IN 8 1/2 OZ OF WATER AND TAKE	EL CONTENIDO DE UN SOBRE EN 8 1/2 ONZAS DE AGUA Y TOMAR
DI	DISSOLVE	DISOLVER
DIL	DILUTED	DILUIDA
DILO	DILUTED	DILUIDO
DILOS	DILUTED	DILUIDOS
DILS	DILUTED	DILUIDAS
DIS	DISSOLVED	DISUELTA
DISS	DISSOLVED	DISUELTAS
DNCC	DON'T CRUSH OR CHEW	NO TRITURAR NI MASTICAR
DNCCS	DON'T CHEW, CRUSH OR SPLIT	NO TRITURAR, MASTICAR NI PARTIR
DO	RIGHT	DERECHO
DOME1	ONE TABLET DISSOLVED IN 1 LITER OF WATER	DISOLVER 1 TABLETA EN 1 LITRO DE AGUA
DOME2	ONE OR TWO TABLETS DISSOLVED IN 1 LITER OF WATER	DISOLVER 1 O 2 TABLETAS EN 1 LITRO DE AGUA
DSM	DISSOLVE SLOWLY IN THE MOUTH	DISOLVER LENTAMENTE EN LA BOCA

DTF	MUST BE DOCUMENTED ON TREATMENT FORM 10-2970C	DEBE SER DOCUMENTADO EN LA FORMA DE TRATAMIENTO 10-2970C
E1	TAKE ONE CAN DAILY	TOMAR EL CONTENIDO DE UNA LATA DIARIAMENTE
E2	TAKE ONE CAN TWICE A DAY	TOMAR EL CONTENIDO DE UNA LATA DOS VECES AL DIA
E3	TAKE ONE CAN 3 TIMES A DAY	TOMAR EL CONTENIDO DE UNA LATA 3 VECES AL DIA
E4	TAKE ONE CAN 4 TIMES A DAY	TOMAR EL CONTENIDO DE UNA LATA 4 VECES AL DIA
ED	SPACE ALL EYE DROPS AT LEAST 5 MINUTES APART	ESPACIAR LAS GOTAS AL MENOS CON 5 MINUTOS DE DIFERENCIA
ENEMA	FOR THE STUDY OF	PARA EL ESTUDIO DE
EOW	EVERY OTHER WEEK	UNA SEMANA SI Y OTRA NO
EP14	MIX 1/2 CUP IN 6 OZ OF COLD WATER AND TAKE	DISOLVER 1/2 TAZA EN 6OZ DE AGUA PARA TOMAR
EPM	TO PALMS	EN LA PALMA DE LAS MANOS
EPP	TO SOLES	EN LA PLANTA DE LOS PIES
EU	EXTERNAL USE	USO EXTERNO
EXT	EXTERNALLY	EXTERNAMENTE
F	FOR	PARA
F10	FOR TEN DAYS	POR DIEZ DIAS
F12	FOR 12 DAYS	POR 12 DIAS
F14	FOR 14 DAYS	POR 14 DIAS
F15	FOR 15 DAYS	POR 15 DIAS
F1D	FOR ONE DAY	POR UN DIA
F2	FOR 2 DAYS	POR 2 DIAS
F21	FOR 21 DAYS	POR 21 DIAS
F28	FOR 28 DAYS	POR 28 DIAS
F2D	FOR TWO DAYS	POR DOS DIAS
F3	FOR 3 DAYS	POR 3 DIAS
F3D	FOR THREE DAYS	POR TRES DIAS
F4	FOR 4 DAYS	POR 4 DIAS
F4W	FOR 4 WEEKS	POR 4 SEMANAS
F5	FOR FIVE DAYS	POR CINCO DIAS
F6	FOR 6 DAYS	POR 6 DIAS
F60	(MEDICATIONS FOR 60 DAYS)	(MEDICAMENTOS PARA 60 DIAS)
F7	FOR 7 DAYS	POR 7 DIAS
F8	FOR EIGHT DAYS	POR OCHO DIAS
F90	(MEDICATIONS FOR 90 DAYS)	(MEDICAMENTOS PARA 90 DIAS)
FA	FOR HEARTBURN	PARA ACIDEZ
FAC	FOR A COLD	PARA CATARRO
FAL	FOR ALLERGY	PARA ALERGIA
FANE	FOR ANEMIA	PARA ANEMIA

FANX	FOR ANXIETY	PARA LA ANSIEDAD
FAP	FOR ABDOMINAL PAIN	PARA DOLOR ABDOMINAL
FAR	FOR ARTHRITIS	PARA ARTRITIS
FAS	FOR ASTHMA	PARA ASMA
FBC	TO AVOID BLOOD COAGULATION	PARA EVITAR COAGULOS EN LA SANGRE
FBO	FROM BOTTLE	DEL FRASCO
FBP	FOR BLOOD PRESSURE	PARA LA PRESION
FBS	FOR SITZ BATH	PARA BANOS DE ASIENTO
FC	FOR COUGH	PARA LA TOS
FCHOL	FOR CHOLESTEROL	PARA COLESTEROL
FCIR	FOR CIRCULATION	PARA LA CIRCULACION
FCON	FOR CONSTIPATION	PARA EL ESTRENIMIENTO
FCP	FOR CHEST PAIN	PARA DOLOR EN EL PECHO
FD	FOR DIARRHEA	PARA DIARREA
FDEP	FOR DEPRESSION	PARA DEPRESION
FDI	FOR DIZZINESS	PARA MAREOS
FDIAB	FOR DIABETES	PARA DIABETES
FDRY	FOR DRYNESS	PARA RESEQUEDAD
FED	FOR EDEMA	PARA EDEMA
FEL	FOR EYELIDS	PARA LOS PARPADOS
FENTANYL	APPLY ONE PATCH AS INDICATED EVERY 72 HOURS	APLICAR UN PARCHO EN AREA INDICADA CADA 72 HORAS
FF	FOR FLUIDS	PARA FLUIDOS
FFI	FOR FUNGI INFECTION	PARA INFECCION DE HONGO
FG	FOLLOWED BY A GLASS OF WATER	SEGUIDO DE UN VASO DE AGUA
FGA	FOR GASTRITIS	PARA GASTRITIS
FGLAU	FOR GLAUCOMA	PARA GLAUCOMA
FGOUT	FOR GOUT	PARA GOTA
FH	FOR HEART	PARA EL CORAZON
FHA	FOR HEADACHE	PARA DOLOR DE CABEZA
FHBP	FOR HIGH BLOOD PRESSURE	PARA LA PRESION ALTA
FHG	FOLLOWED BY 1/2 GLASS OF WATER	SEGUIDO DE 1/2 VASO DE AGUA
FI	FOR INFECTION	PARA INFECCION
FID	5 TIMES A DAY	5 VECES AL DIA
FII	TO INJECT INSULIN	PARA INYECTAR INSULINA
FIN	FOR INSOMNIA	PARA INSOMNIO
FINC	FOR INCONTINENCE	PARA INCONTINENCIA
FINFEC	FOR INFECTION	PARA INFECCION

FINFL	FOR INFLAMATION	PARA LA INFLAMACION
FIR	FOR IRRITATION	PARA IRRITACION
FIT	FOR ITCHING	PARA PICOR
FJP	FOR JOINT PAIN	PARA DOLOR EN LAS COYUNTURAS
FLC	FOR LEG CRAMPS	PARA CALAMBRES EN LAS PIERNAS
FLCU	FOR LOCAL CARE OF THE ULCER	PARA CUIDADO LOCAL DE LA ULCERA
FLED	FOR LEGS EDEMA	PARA EDEMA DE LAS PIERNAS
FLEET	THE NIGHT BEFORE THE STUDY AND 1 THE NEXT MORNING	LA NOCHE ANTES DEL ESTUDIO,UNA LA MANANA SIGUIENTE
FME	FOR MEMORY	PARA LA MEMORIA
FMEN	FOR MENTAL HEALTH CONDITION	PARA CONDICION MENTAL
FMIG	FOR MIGRAINE	PARA MIGRANA
FMS	FOR MUSCLE SPASM	PARA ESPASMO MUSCULAR
FN	FOR NERVES	PARA LOS NERVIOS
FNA	FOR NAUSEA	PARA NAUSEA
FNC	FOR NASAL CONGESTION	PARA CONGESTION NASAL
FP	FOR PAIN	PARA DOLOR
FPARK	FOR PARKINSON'S DISEASE	PARA PARKINSON
FPF	FOR PAIN AND/OR FEVER	PARA DOLOR Y/O FIEBRE
FPM	DOCUMENT ON VAF 672-241-10-97-118 PAIN FLOW SHEET	DOCUMENTAR EN "VAF 672-241-10-97-118 PAIN FLOW SHEET"
FPROS	FOR PROSTATE	PARA LA PROSTATA
FPSO	FOR PSORIASIS	PARA PSORIASIS
FR	FOR REST	PARA DESCANSAR
FREF	FOR REFLUX	PARA EL REFLUJO
FSB	FOR SHORTNESS OF BREATH	PARA RESPIRACION ENTRECORTADA
FSEI	FOR SEIZURES	PARA CONVULSIONES
FSI	FOR SINUS	PARA SINUSITIS
FSL	FOR SLEEP	PARA DORMIR
FSP	FOR SEVERE PAIN	PARA DOLOR FUERTE
FST	FOR STOMACH	PARA EL ESTOMAGO
FSW	FOR SWELLING	PARA HINCHAZON
FTG	FOR TRIGLYCERIDES	PARA LOS TRIGLICERIDOS
FTYR	FOR THYROIDS	PARA TIROIDES
FUP	FOR URINE PROTEINS	PARA LAS PROTEINAS EN LA ORINA
FUT	FOR GLUCOSE URINE TESTING	PARA PRUEBA DE AZUCAR EN LA ORINA
FVIT	AS VITAMIN OR SUPPLEMENT	COMO VITAMINA O SUPLEMENTO
FW	FOR WHEEZING	PARA PITO ASMATICO
GA	FOR GARGLES	PARA HACER GARGARAS

GOLY	ADD LUKEWARM DRINKING WATER TO THE FILL MARK,	ANADIR AGUA TIBIA HASTA LA MARCA INDICADA
H	HOUR	HORA
H2	DISTILLED WATER	AGUA DESTILADA
HS	AT BEDTIME	AL ACOSTARSE
I	INSERT	INSERTAR
I1J	IN 1 GLASS OF JUICE	EN UN VASO DE JUGO
I1W	IN 1 GLASS OF WATER	EN UN VASO DE AGUA
IA	LEFT	IZQUIERDA
IE	IN EARS	EN LOS OIDOS
IGW	IN A GLASS OF WATER OR JUICE	EN UN VASO DE AGUA O JUGO
IJ	IN JUICE	EN JUGO
IM	INTRAMUSCULAR	INTRAMUSCULAR
IMF	DOCUMENT IN VAF 672-244-12-97-11G	DOCUMENTAR EN LA FORMA:VAF 672-244-12-97-11G
INJ	INJECT	INYECTAR
INO	IN NOSTRILS	EN FOSAS NASALES
INS	INSTILL	ECHAR
INTRON	DISOLVE IN 5 ML OF DILUENT, AND INJECT	DISOLVER CON 5 ML DE DILUYENTE E INYECTAR
IO	LEFT	IZQUIERDO
IV	FOR INTRAVENOUS USE	POR VIA INTRAVENOSA
IW	IN WATER	EN AGUA
IWJ	IN WATER OR JUICE	EN AGUA O JUGO
KWELL	APPLY TO BODY (FROM NECK DOWN),	APLICAR DEL CUELLO HACIA ABAJO
L8H	LEAVE FOR 8 HOURS AND REMOVE WELL	DEJAR POR 8 HORAS Y REMOVER BIEN
LANSO	TAKE ONE TWICE A DAY 30 MIN BEFORE BREAKFAST AND A	TOME 1 DOS VECES AL DIA 30 MIN ANTES DEL DESAYUNO Y AL ACOSTARSE
LCC	TO WASH SCALP	LAVAR CUERO CABELLUDO
LE	INTO LEFT EAR	EN OIDO IZQUIERDO
LPD	USE LOW PROTEIN DIET	USE DIETA BAJA EN PROTEINAS
LUPRON	DISSOLVE WITH 1 ML OF DILUENT AND INJECT	DISOLVER CON 1 ML DE DILUYENTE E INYECTAR
M8WJ	MIXED IN 8 OUNCES OF WATER OR JUICE	DISUELTA EN 8 ONZAS DE AGUA O JUGO
MIN	MINUTES	MINUTOS
MOU	MILLIONS OF UNITS	MILLONES DE UNIDADES
MP16	MIX 4 LEVEL TABLESPOONS IN 8 OZ OF MILK AND TAKE	MEZCLAR 4 CUCHARADAS RASAS EN 8 ONZAS DE LECHE Y TOMAR
MW	USE FOR MOUTH WASH	USAR PARA LAVADOS BUCALES
N	AT NOON	AL MEDIODIA
NATE	DO NOT LIE DOWN FOR 30 MIN. AFTER YOU TAKE IT	NO SE RECUESTE POR 30 MIN DESPUES DE TOMARLO
NG	Flush the line BEFORE and AFTER med. adm.	LIMPIAR LA LINEA ANTES Y DESPUES DE LA ADMINISTRACION
NHS	DO NOT TAKE AT BEDTIME	NO TOME ANTES DE ACOSTARSE

NS		
NV	FOR NAUSEA AND/OR VOMITING	PARA NAUSEAS Y/O VOMITOS
OAD	ONCE A DAY	UNA VEZ AL DIA
OD	ONTO RIGHT EYE	EN OJO DERECHO
ONF	ON FEET	EN LOS PIES
ONR	ON RASH	EN ERUPCION
ONS	ON SKIN	EN LA PIEL
ONSC	ON SCALP	EN CUERO CABELLUDO
OS	ONTO LEFT EYE	EN OJO IZQUIERDO
OU	ONTO EACH EYE	EN CADA OJO
PC	AFTER MEALS	DESPUES DE LAS COMIDAS
PC&HS	AFTER MEALS AND AT BEDTIME	DESPUES DE LAS COMIDAS Y AL ACOSTARSE
PC&HS PRN	AFTER MEALS AND AT BEDTIME IF NECESSARY	DESPUES DE LAS COMIDAS Y AL ACOSTARSE SI ES NECESARIO
PHOSPHO	(45 ML) DILUTED IN 4 OUNCES OF WATER	(45 ML) DILUIDOS EN 4 ONZAS DE AGUA
PLA	PLACE	PONER
PO	BY MOUTH	POR BOCA
PRN	AS NEEDED	CUANDO SEA NECESARIO
PUDM	TAKE 2 TABLESPOONS 7 TIMES A DAY (EVERY 2-4HOURS)	TOMAR 2 CUCHARADAS 7 VECES AL DIA (CADA 2-4 HORAS)
PUDR	TAKE 3 TABLESPOONS 7 TIMES A DAY (EVERY 2-4 HOURS)	TOMAR 3 CUCHARADAS 7 VECES AL DIA (CADA 2-4 HORAS)
PYLORI	THEN TAKE ONE DAILY FOR 15 DAYS (EMPTY STOMACH)	LUEGO TOME UNA DIARIA POR 15 DIAS (ESTOMAGO VACIO)
Q	EVERY	CADA
Q1-2H	EVERY 1-2 HOURS	CADA 1-2 HORAS
Q12H	EVERY 12 HOURS	CADA 12 HORAS
Q12W	EVERY 12 WEEKS	CADA 12 SEMANAS
Q15M	EVERY 15 MINUTES	CADA 15 MINUTOS
Q2-3H	EVERY 2-3 HOURS	CADA 2-3 HORAS
Q2-4H	EVERY 2-4 HOURS	CADA 2-4 HORAS
Q2H	EVERY 2 HOURS	CADA 2 HORAS
Q2W	EVERY TWO WEEKS	CADA 2 SEMANAS
Q34H	EVERY 3-4 HOURS	CADA 3-4 HORAS
Q3D	EVERY 3 DAYS	CADA 3 DIAS
Q3H	EVERY 3 HOURS	CADA 3 HORAS
Q46H	EVERY 4-6 HOURS	CADA 4-6 HORAS
Q4D	EVERY FOUR DAYS	CADA 4 DIAS
Q4H	EVERY 4 HOURS	CADA 4 HORAS
Q5D	EVERY FIVE DAYS	CADA 5 DIAS
Q5M	EVERY 5 MINUTES	CADA 5 MINUTOS

Q6H	EVERY 6 HOURS	CADA 6 HORAS
Q7D	EVERY SEVEN DAYS	CADA 7 DIAS
Q8H	EVERY EIGHT HOURS	CADA 8 HORAS
QAM	EVERY MORNING	CADA MANANA
QAMHS	IN THE MORNING AND AT BEDTIME	EN LA MANANA Y AL ACOSTARSE
QD	DAILY	DIARIA
QDAM	DAILY IN THE MORNING	DIARIAMENTE EN LA MANANA
QDHS	DAILY AT BEDTIME	DIARIAMENTE EN LA NOCHE
QDM	DAILY	DIARIAMENTE
QDPM	DAILY IN THE AFTERNOON	DIARIAMENTE EN LA TARDE
QDS	DAILY	DIARIAS
QID	4 TIMES A DAY	4 VECES AL DIA
QIDAC	4 TIMES A DAY BEFORE MEALS & AT BEDTIME	4 VECES AL DIA, ANTES DE LAS COMIDAS Y AL ACOSTARSE
QIDHS	FOUR TIMES A DAY AND AT BEDTIME	4 VECES AL DIA Y AL ACOSTARSE
QIDPC	FOUR TIMES A DAY AFTER MEALS & AT BEDTIME	4 VECES AL DIA DESPUES DE LAS COMIDAS Y AL ACOSTARSE
QM	MONTHLY	CADA MES
QOD	EVERY OTHER DAY	UN DIA SI Y OTRO NO
QPM	EVERY AFTERNOON	CADA TARDE
QW	EVERY WEEK	CADA SEMANA
R	IN RECTUM	POR VIA RECTAL
RC	REPEAT CYCLE AS DIRECTED	REPETIR EL CICLO SEGUN INDICADO
SAL	SALINE SOLUTION	SOLUCION SALINA
SC	SUBCUTANEOUSLY	POR VIA SUBCUTANEA
SD	ON STUDY DAY	EL DIA DEL ESTUDIO
SEN	IF NEEDED	SI ES NECESARIO
SFN	IF NECESSARY	SI FUERA NECESARIO
SL	UNDER THE TONGUE	DEBAJO DE LA LENGUA
SLC	UNDER TONGUE FOR CHEST PAIN	DEBAJO DE LA LENGUA PARA DOLOR EN EL PECHO
SO	TO SOAK	REMOJAR
SODA	7:00PM DAY BEFORE STUDY, 5:00AM THE DAY OF STUDY	7:00PM DIA ANTES DE ESTUDIO, 5:00AM DIA DE ESTUDIO
SP	SPARINGLY	LIGERAMENTE
SPR	SPRAY	ATOMIZAR
SS	SWISH & SWALLOW	HACER BUCHES Y TRAGAR
ST	IMMEDIATELY	INMEDIATAMENTE
SUP	SUPPOSITORY	SUPOSITORIO
T	TAKE	TOMAR
T1	TAKE ONE	TOME UNA

T1/2	TAKE ONE HALF	TOMAR MEDIA
T1/2TAB	TAKE ONE HALF TABLET	TOMAR MEDIA TABLETA
T1/2TBL	TAKE ONE HALF TABLESPOONFUL	TOMAR MEDIA CUCHARADA
T1/4	TAKE ONE QUARTER	TOMAR UN CUARTO
T1/4T	TAKE ONE FOURTH TABLET	TOMAR UN CUARTO DE TABLETA
T10	TAKE TEN	TOMAR DIEZ
T11/2T	TAKE ONE AND A HALF TABLET	TOMAR UNA Y MEDIA TABLETA
T11/2TBL	TAKE ONE AND A HALF TABLESPOONFUL	TOMAR UNA CUCHARADA Y MEDIA
T12	TAKE ONE OR TWO	TOMAR UNA O DOS
T1E	TAKE ONE ENVELOPE	TOMAR EL CONTENIDO DE UN SOBRE
T2	TAKE TWO	TOME DOS
T23	TAKE TWO OR THREE	TOMAR DOS O TRES
T3	TAKE THREE	TOME TRES
T4	TAKE FOUR	TOME CUATRO
T5	TAKE FIVE	TOME CINCO
T6	TAKE SIX	TOME SEIS
T7	TAKE SEVEN	TOME SIETE
T8	TAKE EIGHT	TOME OCHO
T8W	TAKE WITH 8 OZ OF WATER	TOMAR CON 8 ONZAS DE AGUA
TAA	TO AFFECTED AREA	EN AREA AFECTADA
TAB	TABLET	TABLETA
TABS	TABLETS	TABLETAS
TBL	TABLESPOONFUL	CUCHARADA
TBLS	TABLESPOONFULS	CUCHARADAS
TC1L	TAKE CONTENT OF ONE CAN	TOMAR EL CONTENIDO DE UNA LATA
TEA	TEASPOONFUL	CUCHARADITA
TEAS	TEASPOONFULS	CUCHARADITAS
TELY	TAKE THE ENTIRE CONTENTS AS DIRECTED	TOMAR EL CONTENIDO EN 4 HORAS SEGUN INDICADO
TESTO	INJECT 1 ML INTRAMUSCULAR EVERY 2 WEEKS	INYECTAR 1 ML INTRAMUSCULAR CADA 2 SEMANAS
TGEN	TO GENITAL AREA	EN AREA GENITAL
TGLU	IN THE GLUTEUS	EN LAS NALGAS
TIA	TO INGUINAL AREA	EN AREA INGUINAL
TID	3 TIMES A DAY	3 VECES AL DIA
TIDAC	3 TIMES A DAY BEFORE MEALS	3 VECES AL DIA ANTES DE LAS COMIDAS
TIDHS	3 TIMES A DAY AND AT BEDTIME	3 VECES AL DIA Y AL ACOSTARSE
TIDPC	3 TIMES DAILY AFTER MEALS	3 VECES AL DIA DESPUES DE LAS COMIDAS
TIW	THREE TIMES A WEEK	3 VECES EN SEMANA

TLEX	TO LOWER EXTREMITIES	EN LAS EXTREMIDADES INFERIORES
TLFO	TO LEFT FOOT	EN EL PIE IZQUIERDO
TLUEX	TO LOWER & UPPER EXTREMITIES	EN LAS EXTREMIDADES SUPERIORES E INFERIORES
TR	TO RELAX	PARA RELAJARSE
TRFO	TO RIGHT FOOT	EN EL PIE DERECHO
TTH	TO THE HANDS	EN LAS MANOS
TUEX	TO UPPER EXTREMITIES	A LAS EXTREMIDADES SUPERIORES
TW	TO WASH	PARA LAVAR
TWAA	TO WASH AFFECTED AREA	PARA LAVAR AREA AFECTADA
TWH	TO WASH HAIR	PARA LAVAR EL CABELLO
U	UNIT	UNIDADES
UAH	UPON ARRIVAL HOME	AL LLEGAR A LA CASA
UD	AS DIRECTED	SEGUN INDICADO
UFB	USE FOR BATHING	USAR PARA BANARSE
UFD	USE FOR WET DRESSING	USAR PARA COMPRESAS
UFI	USE FOR INHALATIONS	USAR PARA INHALACIONES
UUD	USE AS DIRECTED	USAR SEGUN INDICADO
VIDEX	TAKE 2 CHEWED, CRUSHED OR DISPENSED IN WATER	TOME 2 MASTICADAS, MOLIDAS O DISPERSAS EN AGUA
W.	WITH	CON
WA	WHILE AWAKE	MIENTRAS ESTE DESPIERTO
WF	WITH FOOD	CON ALIMENTO
WL	WITH LUNCH	CON EL ALMUERZO
WM	WITH MEALS	CON COMIDAS
WMK	WITH MILK OR FATTY MEALS	CON LECHE O PRODUCTOS ALTOS EN GRASA
WOMK	WITHOUT DAIRY/IRON FORTIFIED PRODUCTS	SIN PRODUCTOS QUE CONTENGA LECHE O HIERRO

(This page left blank for two-sided copying)

Appendix G

Medication Routes – Spanish Translations

The Outpatient Language Modifications patch PSS*1*47 provides the functionality to print prescription labels in a language other than English. Enabling this functionality requires setting certain flags and completing several setup steps, including populating fields used for the Sig with equivalent terms in the specified other language. The following table provides Spanish equivalents for some of the more common medication routes.



The translations in this table may require modifications for different dialects.

MEDICATION ROUTE	OUTPATIENT EXPANSION	SPANISH OUTPATIENT EXPANSION
BLADDER IRRIGATION	BLADDER IRRIGATION	IRRIGACION DE VEJIGA
BOTH EARS	BOTH EARS	AMBOS OIDOS
BOTH EYES	BOTH EYES	EN AMBOS OJOS
BUCCAL	CHEEK AND GUM UNTIL DISSOLVED	LA QUIJADA Y LA ENCIA HASTA QUE SE DISUELVA
CHEWABLE	CHEWABLE	MASTICAR Y TRAGAR
DEEP IM	DEEP INTRAMUSCULAR	INTRAMUSCULAR PROFUNDO
DENTAL	DENTAL USE	USO DENTAL
GARGLE	GARGLE	GARGARAS
GASTROSTOMY	GASTROSTOMY	GASTROSTOMIA
GASTROSTOMY TUBE	GASTROSTOMY TUBE	TUBO DE GASTROSTOMIA
INFILTRATION	INFILTRATION	INFILTRACION
INHALATION	INHALATION	INHALACION
INHALATION NASAL	NASAL INHALATION	
INHALATION ORAL	ORAL INHALATION	
INTRA-ARTERIAL	INTRA-ARTERIAL	VIA INTRA ARTERIAL
INTRA-ARTICULAR	INTRA-ARTICULAR	INTRA-ARTICULAR
INTRA-DYALYSIS	INTRA-DYALYSIS	INTRA-DYALISIS
INTRABURSAL	INTRABURSAL	INTRABURSAL
INTRACARDIAC	INTRACARDIAC	INTRACARDIACO
INTRACAVIDY	INTRACAVIDY	DENTRO DE LA CAVIDAD
INTRADERMAL	INTRADERMAL	DENTRO DE LA PIEL

INTRAFOLLICULAR	INTRAFOLLICULAR	DENTRO DEL FOLICULO
INTRALESIONAL	LOCALIZED LESION	DENTRO DE LA LESION
INTRAMUSCULAR	INTRAMUSCULAR	VIA INTRAMUSCULAR
INTRAOCULAR	INTRAOCULAR	DENTRO DEL OJO
INTRAPERITONEAL	INTRAPERITONEAL USE	VIA INTRAPERITONEAL
INTRAPLEURAL	INTRAPLEURAL	INTRAPLEURAL
INTRASYNOVIAL	INTRASYNOVIAL	INTRASYNOVIAL
INTRATHECAL	INTRATHECAL	INTRATECAL
INTRATHORACIC	INTRATHORACIC	DENTRO DEL TORAX
INTRATRACHEAL	INTRATRACHEAL USE	DENTRO DE LA TRAQUEA
INTRAUTERINE	INTRAUTERINE	DENTRO DEL UTERO
INTRAVENOUS	FOR INTRAVENOUS USE	VIA INTRAVENOSA
INTRAVESICAL	INTRAVESICAL	INTRAVESICAL
IRRIGATION	IRRIGATION	IRRIGACION
IRRIGATION OPHTHALMIC	OPHTHALMIC IRRIGATION	IRRIGACION OFTAMICA
IV PIGGYBACK	INTRAVENOUS USE	VIA INTRAVENOSA
JEJUNOSTOMY	JEJUNOSTOMY	JEJUNOSTOMIA
JEJUNOSTOMY TUBE	JEJUNOSTOMY TUBE	TUBO DE JEJUNOSTOMIA
LEFT EAR	LEFT EAR	OIDO IZQUIERDO
LEFT EYE	LEFT EYE	EN OJO IZQUIERDO
MOUTHWASH	MOUTHWASH	ENJUAGUE BUCAL
NASAL	IN NOSTRILS	LA NARIZ
NASAL	IN NOSTRILS	LA NARIZ
NG TUBE	NASOGASTRIC TUBE	TUBO NASOGASTRICO
OPHTHALMIC	FOR OPHTHALMIC USE	PARA USO OFTALMICO
ORAL	MOUTH	BOCA
ORAL INHALATION	ORAL INHALATION	INHALACION ORAL
ORAL TOPICAL	ORAL TOPICAL USE	USO TOPICO EN LA BOCA
OTIC	AFFECTED EAR	USO OTICO
PERCUTANEOUS	THROUGH THE SKIN	A TRAVES DE LA PIEL
RECTAL	RECTUM	RECTO
RIGHT EAR	RIGHT EAR	OIDO DERECHO
RIGHT EYE	RIGHT EYE	EN OJO DERECHO
SUBCUTANEOUS	SUBCUTANEOUSLY	VIA SUBCUTANEA
SUBLINGUAL	UNDER THE TONGUE	DEBAJO DE LA LENGUA

TOPICAL	AFFECTED AREA	AREA AFECTADA
TRANSDERMAL	TRANSDERMAL	A TRAVES DE LA PIEL
TRANSURETHRAL	TRANSURETHRAL	TRANSURETRAL
URETHRAL	URETHRAL	URETRA
VAGINAL	VAGINA	VAGINA

(This page left blank for two-sided printing)

Index

A

ADditives File, 170
Administration Schedule File Report, **150**
Administration Schedules, Spanish Translations, **229**
Appendix A
 See Convertible Dosage Form/Unit Combinations, **219**
Appendix B
 See Original Drug Text File Entries Combinations, **227**
Appendix C
 See Administration Schedules, Spanish Translations, **229**
Appendix D
 See Dosage Forms, Spanish Translations, **235**
Appendix E
 See Local Possible Dosages, Spanish Translations, **243**
Appendix F
 See Medication Instructions, Spanish Translations, **248**
Appendix G
 See Medication Routes, Spanish Translations, **261**

B

BCMA prompts
 DSPLY ON IVP/IVPB TAB IN BCMA?, **93**
 PROMPT FOR INJ. SITE IN BCMA, **93**

C

Check Drug Interaction, 174
Check PEPS Services Setup, 166
Check Vendor Database Link, 165
CMOP Mark/Unmark (Single drug) option, **3, 6**
Complex Local Possible Dosages, **206**
Convertible Dosage Form/Unit Combinations, **219**
Creating the Sig, **206**

D

DEA Special Handling Code, **34**
Default Med Route For OI Report, 105
Dispense Drug Fields, 172
Dispense Drug/ATC Set Up, 172
Dispense Drug/Orderable Item Maintenance, **121**
Dosage Form Enter/Edit, **8**
Dosage Forms, Spanish Translations, **235**
Dosages, **7, 186**
Drug Enter/Edit, **31**
Drug Enter/Edit option, **6**
Drug Text Enter/Edit, **136**
Drug Text File Report, **138**
Drug Text Management, **136**
DSPLY ON IVP/IVPB TAB IN BCMA?, **93**

E

Edit Cost Data, 173
EDit Drug Cost (IV), 173
Edit Orderable Items, **106**
Enable/Disable Dosing Order Checks, 183
Enable/Disable Vendor Database Link, 178
Enter/Edit Dosages, **9**

F

Formulary Information Report, **135**

G

Glossary, **214**

I

Inpatient Drug Management, 170
Introduction, **1**
IV Additive Report, 154
IV Solution Report, **156**

L

Local Possible Dosages, **186**
Local Possible Dosages Report, **23**
Local Possible Dosages, Spanish Translations, **243**
Lookup into Dispense Drug File, **79**

M

Mark PreMix Solutions, **158**
MARk/Unmark Dispense Drugs For Unit Dose, 173
Marking a CMOP Drug (Single drug), **6**
Med Instruction Med Term Route Report, **3, 85, 92, 94, 100**
Medication Instruction File Add/Edit, **82**
Medication Instruction File Report, **88**
Medication Instruction Management, **82**
Medication Instructions, Spanish Translations, **248**
Medication Route File Enter/Edit, **93**
Medication Route Mapping History Report, **97**
Medication Route Mapping Report, **95**
Medication Routes Management, **93**
Medication Routes, Spanish Translations, **261**
Menu Options, **1**
Most Common Dosages Report, **19**

N

New Term Rapid Turnaround (NTRT), 101
Non-VA Meds, Drug Enter/Edit, **47**
Noun/Dosage Form Report, **20**

O

Order Check Management, 73
Orderable Item Management, **106**
Orderable Item Report, **129**
Original Drug Text File Entries Combinations, **227**
Other Language Translation Setup option, **179**

P

PEPS Services, 165
Pharmacy System Parameters Edit, **140**
Possible Dosages, **186, 208**
PRimary Solution File (IV), 173
Print Interface Data File, 169
PROMPT FOR INJ. SITE IN BCMA, **93**
PSXCMOPMGR key, **1, 6**

R

Report of Locally Entered Interactions, 78
Request Change to Standard Medication Route, **101**
Request Changes to Dose Unit, **25**
Request Changes to Enhanced Order Check Database, 74
Review Dosages Report, **21**

S

Schedule/Reschedule Check PEPS Interface, 167
Screen prompts, **1**
Sig formula, **208**
Sig Formulas (Formulas), **207**
Simple Local Possible Dosages, **206**
Simple Possible Dosage Formula, **208**
Simple Possible Dosages, **206**
Standard Schedule Management, **141, 154**
Supra-therapeutic, 16, 55
Synonym Enter/Edit, **152**

T

Table of Contents, **ix**

U

Unmarking a CMOP Drug (Single drug), **7**

W

Warning Builder, **159**
Warning Mapping, **163, 174**