



# **NATIONAL DRUG FILE (NDF)**

## **USER MANUAL**

Version 4.0  
October 1998

(Revised January 2018)



## Revision History

The table below lists changes made since the initial release of this manual. Each time this manual is updated, the Title Page lists the new revised date and this page describes the changes. Either update the existing manual with the Change Pages document, or replace it with the updated manual.

**Note:** The Change Pages document may include unedited pages needed for two-sided copying. Only edited pages display the patch number and revision date in the page footer.

Date	Revised Pages	Patch Number	Description
12/2017	i-iv <a href="#">4-5</a> , <a href="#">79-102</a> , <a href="#">108</a>	PSN*4*513	Update Revision history, TOC, and Glossary. New sections added related to the new PPS-N Menu
07/2017	i-iv <a href="#">4-6</a> , 10-12, <a href="#">48-60</a> , <a href="#">63-69</a> , <a href="#">80-81</a> , <a href="#">83-84</a>	PSN*4.0*396	Update Revision history and TOC Update Revision History & TOC. Update formatting to match standards. Added text and screen captures for the following options: Inquire to National Files [NAT] Inquire to VA Product Info for Local Drug [PSIN] Rematch/Match Single Drugs [REMA] Verify Matches [VER] Verify Single Match [SVER] to display the new fields created by PSN*4*396 for CLINICAL EFFECTS OF DRUGS, HAZARDOUS WASTE and FORMULARY DESIGNATOR. Update Glossary <b>REDACTED</b>
12/2016	Title page	PSN*4.0*492	Updated revised date to December 2016 to match release date.
11/2016	<a href="#">8</a> , <a href="#">9</a> , <a href="#">44</a> , <a href="#">45</a> , <a href="#">46</a> , <a href="#">47</a> , <a href="#">48</a> , <a href="#">49</a> , <a href="#">52</a> , <a href="#">53</a> , <a href="#">55</a> , <a href="#">56</a> , <a href="#">57</a> - <a href="#">58</a> , <a href="#">68</a> , <a href="#">69</a>	PSN*4.0*492	Added the Copay fields for Tier and Effective date on the screens for Drug Enter Edit (matching), PSNLOOK and PSNACT (inquires) for NDF. Added specific detail about Fixed Medication Copayment Tiers and a screen capture for [PSNACT]. Also added 2 terms in the glossary to represent Copay Tier and Fixed Medication Copay Tier.
12/2011	i- iv, 40e-f, 41e-41h	PSN*4*296	Added text and screen captures for options <i>Inquire to National Files</i> [PSNACT] and <i>Inquire to VA Product Info for Local Drug</i> [PSNLOOK] to display the new fields created by PSN*4*296. These fields reflect changes to the Enhancements to Prescription Copayments Project. <b>REDACTED</b>

Date	Revised Pages	Patch Number	Description
04/2011	i-iv, 40b-d, 41a-f	PSN*4*262	<p>Added text and screen captures for options <i>Inquire to National Files</i> [PSNACT] and <i>Inquire to VA Product Info for Local Drug</i> [PSNLOOK] to display the three new fields created by PSN*4*261. These fields reflect enhancements to prevent the inadvertent creation of supra-therapeutic possible dosages for high risk medications during the dosage creation segment of Pharmacy Data Management and National Drug File updates.</p> <p>Updated Table of Contents.</p> <p><b>REDACTED</b></p>
04/2011	i-iii, 45-46, 46a-d	PSN*4*263	<p>Modifications to section on Displaying an FDA Medication Guide. New examples added.</p> <p>Documentation released with PSN*4*262.</p> <p><b>REDACTED</b></p>
05/2010	i-iv, 4, 45-46, 47, 54	PSN*4*108	<p>Added a new option, Display FDA Medication Guide [PSN MED GUIDE].</p> <p>Added a new section, Displaying an FDA Medication Guide.</p> <p>Added FDA Medication Guide to the Glossary and Index.</p> <p><b>REDACTED</b></p>
02/2009	40, 40a-b, 41a-d	PSN*4*169	<p>Updated screen captures for options <i>Inquire to VA Product Info For Local Drug</i> [PSNLOOK] and <i>Inquire to National Files</i> [PSNACT] to reflect additional data displayed and minor changes to the display.</p> <p><b>REDACTED</b></p>
09/03	iii, 4, 7, 16, 37b-37d, 53-54	PSN*4*70	<ul style="list-style-type: none"> <li>- Added the new options, <i>Local Drugs Excluded from Drug-Drug Interactions</i> and <i>VA Products Excluded from Drug-Drug Interactions</i> to the Menu list and the Reports section.</li> <li>- Corrected the name of the DEA, SPECIAL HDLG field.</li> <li>- Corrected a drug name in the <i>Local Drug/VA Print Name Report</i>.</li> <li>- Updated the TOC and the Index with the new reports.</li> </ul>
07/03	Title Page, i, 7-10, 25-26, 41a-c	PSN*4*65	<ul style="list-style-type: none"> <li>-Replaced the Title Page and Revision History page.</li> <li>-Updated introduction to include DEA/PKI changes.</li> <li>-Updated screen captures changed by this patch.</li> </ul>
02/2003	Title Page, i-ii, 41d-46, 51, 52	PSN*4*62	<ul style="list-style-type: none"> <li>-Replaced the Title Page and Revision History page.</li> <li>-Updated the <i>Print a PMI Sheet</i> option and example.</li> <li>-Updated the Glossary for the PMI Sheet term.</li> <li>- (Included pages for double-sided printing.)</li> </ul>

Date	Revised Pages	Patch Number	Description
09/2001	Title Page, i, ii, 41d,42	Developer Request	<ul style="list-style-type: none"> <li>- Replaced the Title Page (and associated blank page) and the Revision History page (and associated blank page after it p. ii.)</li> <li>- The <i>Print a PMI Sheet</i> option stated that a specific vendor supplied the information for these sheets and the verbiage was changed to a “commercial vendor”.</li> </ul>
03/2001	Title Page, i, ii, iii, iv, 4, 37a-b, 53	PSN*4*48	<ul style="list-style-type: none"> <li>– Replaced the Title Page (and associated blank page), and pages i, ii (blank), iii, and iv (blank), which include the Revision History and Table of Contents. Pages ii and iv have no changes, but were included for two-sided printing only.</li> <li>– Replaced pages 4 and 53 with the new pages. Pages 3 and 54 have no changes, but were included for two-sided printing only.</li> <li>– Inserted pages 37A-37B, which introduce the new <i>Local Drug/VA Print Name Report</i> option. Pages 37 and 38 have no changes, but were included for two-sided printing only.</li> </ul>
02/2000	4, 5, 6, 8, 9, 17, 34, 41, 41a-c	PSN*4*22	Added a new option called <i>Inquire to National Files</i> .

# Table of Contents

---

<b>Introduction .....</b>	<b>1</b>
Related Manuals .....	1
Icons.....	2
<b>Pharmacy Pre-Installation Preparation.....</b>	<b>3</b>
Entering National Drug Codes.....	3
<b>Menu.....</b>	<b>4</b>
National Drug File V. 4.0 Menu.....	4
<b>Using the Matching Options .....</b>	<b>6</b>
Rematch/Match Single Drugs .....	6
Verify Matches.....	10
Verify Single Match.....	12
Merge National Drug File Data Into Local File.....	14
Allow Unmatched Drugs to be Classed .....	16
<b>Using the National Drug File Reports Menu .....</b>	<b>19</b>
National Drug File Reports Menu .....	19
Local Drug File Report.....	20
Report of VA Generic Names from National Drug.....	21
Report of Attempted Match Drugs.....	22
VA Product Names Matched Report.....	23
Local Drugs with No VA Drug Class Report.....	25
VA Drug Classification.....	27
NDF Info From Your Local Drug File.....	28
Supply (XA000) VA Class Report.....	30
Manually Classed Drugs Report.....	31
Local Drugs with No Match to NDF Report.....	32
Local Formulary Report .....	33
National Formulary Report.....	36
Drug-Drug Interaction Report .....	37
VA Products Marked for CMOP Transmission .....	38
VA Product Names By Class Report.....	40
Local Drug/VA Print Name Report.....	41
Local Drugs Excluded from Drug-Drug Interactions.....	43
VA Products Excluded from Drug-Drug Interactions .....	44
<b>Using the Inquire Options.....</b>	<b>45</b>
Inquiry Options.....	45
Inquire to Local Drug File.....	45
Inquire to VA Product Info For Local Drug.....	46
Auto-Creation of Supra-Therapeutic Possible Dosages.....	51
Fixed Medication Copayment Tier.....	53
Inquire to National Files.....	57
Fixed Medication Copay Tier Enhancements .....	63
Clinical Effects of Drugs.....	67
<b>Printing a Patient Medication Information Sheet .....</b>	<b>70</b>

Print a PMI Sheet .....	70
<b>Displaying an FDA Medication Guide .....</b>	<b>73</b>
Display FDA Medication Guide.....	73
<b>PPS-N Menu.....</b>	<b>79</b>
Schedule download of NDF update file.....	79
Schedule Install of NDF Update file.....	81
Manual Download of NDF Update file .....	83
Manual Install of NDF Update file.....	85
Reject/Complete of NDF Update file.....	90
PPS-N Site Parameters (Enter/Edit) .....	91
Vista Comparison Report .....	94
Download/Install Status Report.....	96
Manage Secure Shell (SSH) Keys .....	99
<b>Glossary .....</b>	<b>102</b>
<b>Index .....</b>	<b>109</b>





## Introduction

---

The National Drug File (NDF) V. 4.0 software module provides standardization of the local drug files in all Department of Veterans Affairs Medical Centers (VAMCs). Standardization includes the adoption of new drug nomenclature and drug classification, and links the local drug file entries to data in the National Drug files.

For drugs approved by the Food and Drug Administration (FDA), VAMCs have access to information concerning dosage form, strength and unit; package size and type; manufacturer's trade name; and National Drug Code (NDC). The NDF software lays the foundation for sharing prescription information among VAMCs.

With this version of NDF, a new design of the NATIONAL DRUG file (#50.6) will lay the foundation for timely data releases by Pharmacy Benefits Management (PBM) personnel to field facilities using the NDF Management System. As new drug products are released, this information can be quickly sent to facilities. Pharmacy end users will be able to match (classify) a greater percentage of their local drug files for new products. Update/delivery of data will be controlled by PBM personnel. Frequent updating of NDF will be possible with minimal time for installation and downtime.

In addition to the redesign of NATIONAL DRUG file (#50.6), Version 4.0 will provide the following enhancements:

- Addition of new fields to NDF, such as National Formulary and restriction indicators.
- Lay foundation for interfaces to other Commercial Off The Shelf (COTS) software to update NDF fields for new/revised drug information.
- Update current NDF with new/revised product information.
- Creation of an Application Programmer's Interface (API) to accommodate all existing VISTA software Database Integration Agreements (DBIAs) with NDF.
- A clean-up of associated files, such as DRUG MANUFACTURER (#55.95), DRUG UNITS (#50.607), etc.
- Incorporation of approved enhancement requests by Pharmacy/Information Resources Management (IRM) end users.

## Related Manuals

*National Drug File V. 4.0 Release Notes*

*National Drug File V. 4.0 Installation Guide*

*National Drug File V. 4.0 Technical Manual/Security Guide*

## Icons

Icons used to highlight key points in this manual are defined as follows:



Indicates the user should take note of the information.

## Pharmacy Pre-Installation Preparation

---

### Entering National Drug Codes

The National Drug File (NDF) software uses National Drug Codes (NDCs) in an initial automatic process of matching a drug in the local DRUG file (#50) with a drug in the National Drug files. It is important to make sure that as many drugs as possible have been assigned their correct NDCs.

The more complete and accurate the NDC fields in the local DRUG file (#50), the more effective the automatic matching process.

It is important that you enter all National Drug Codes (NDCs) in the local DRUG file (#50) using Pharmacy Data Management's (PDM) option *Drug Enter/Edit* [PSS DRUG ENTER/EDIT] before the IRM staff installs this version of the software. The correct NDC format is

Manufacturer Code	-	Product Code	-	Package Code
(1 - 6 characters)		(1 - 4 characters)		(1-2 characters)

The correct NDC format: 4-4-2, 5-3-2, 5-4-1, or 5-4-2 (e.g., 0023-2323-01)

Please note that the software ***will not*** insert the dashes in the NDC for you; therefore, you must include the dashes when you enter the information.

## Menu

---

### National Drug File V. 4.0 Menu

REMA Rematch/Match Single Drugs [PSNDRUG]  
VER Verify Matches [PSNVFY]  
SVER Verify Single Match [PSNVER]  
MERG Merge National Drug File Data Into Local File [PSNMRG]  
AUTO Automatic Match of Unmatched Drugs [PSNAUTO]  
CLAS Allow Unmatched Drugs to be Classed [PSNSTCL]  
[Locked: PSNMGR]  
RPRT National Drug File Reports [PSNSUBM]  
LDF Local Drug File Report [PSNLDG]  
VAGN Report of VA Generic Names from National Drug [PSNVAGN]  
ATMP Report of Attempted Match Drugs [PSNEXC]  
PROD VA Product Names Matched Report [PSNPFN]  
NOCL Local Drugs with No VA Drug Class Report [PSNOCLS]  
CLVA VA Drug Classification [PSNCLS]  
DFL NDF Info from Your Local Drug File [PSNRPT]  
SUPL Supply (XA000) VA Class Report [PSNSUPLY]  
MANC Manually Classed Drugs Report [PSNMCLS]  
NMAT Local Drugs with NO Match to NDF Report [PSNONDF]  
\*LOCF Local Formulary Report [PSNFRMLY] [Locked: PSNMGR]  
NATF National Formulary Report [PSNNFL]  
DDIN Drug-Drug Interaction Report [PSNTER]  
CMOP VA Products Marked for CMOP Transmission [PSNCMOP]  
PNCL VA Product Names By Class Report [PSNCLPR]  
LDPN Local Drug/VA Print Name Report [PSNVAPRINT]  
LDRG Local Drugs Excluded from Drug-Drug Interactions [PSNODDI]  
VDRG VA Products Excluded from Drug-Drug Interactions [PSNEXMPT]  
INQ Inquiry Options [PSNQUER]  
LINQ Inquire to Local Drug File [PSNVIEW]  
\*\*PNIN Inquire to VA Product Info For Local Drug [PSNLOOK]  
NDCU NDC/UPN Inquiry [PSNUPN]  
NAT Inquire to National Files [PSNACT]  
PMIS Print a PMI Sheet [PSNPMIS]  
FDA Display FDA Medication Guide [PSN MED GUIDE]  
PPS PPS-N Menu ...  
SD Schedule download of NDF update file  
SI Schedule Install of NDF Update file  
MD Manual Download of NDF Update file  
MI Manual Install of NDF Update file  
RJ Reject/Complete of NDF Update file  
SP PPS-N Site Parameters (Enter/Edit)

VC VistA Comparison Report  
DIS Download/Install Status Report  
SSH Manage Secure Shell (SSH) Keys

- \* Formerly *Formulary Report*
- \*\* Formerly *Lookup National Drug Info in Local File.*

## Using the Matching Options

---

### Rematch/Match Single Drugs [PSNDRUG] **Synonym: REMA**

This option allows you to rematch entries that are incorrectly matched or could not be matched automatically. *Report of Attempted Match Drugs* will list those items that the software attempted to match but could not; it should be printed before this option is executed. This option may be used until all entries in the local DRUG file (#50) that can be matched have been matched. It should be used to match any new drug added to the local DRUG file (#50). This option screens for inactive date and searches the DEA, SPECIAL HDLG field (# 3) to determine if one of the following values exists in the field:

0 (zero)	Manufactured in Pharmacy
I	Investigational Drug
M	Bulk Compound Item

You must verify all matches made with this option. Failure to verify a drug that has been matched will prevent that drug from being merged when the *Merge National Drug File into Local File* option is executed.

Patch PSN\*4\*396 add the display of the FORMULARY DESIGNATOR field (#109) only in the selection list of the drug if defined in the VA PRODUCT file (#50.68). With patch PSN\*4\*513, this field can be populated as part of the PPS-N Update process.

Example:

```
Select DRUG GENERIC NAME: OMEP
  1 OMEPARZOLE 40MG EC CAP UD
  2 OMEPRAZOLE 10MG CAP PA-F Tier 4
CHOOSE 1-2: 1 OMEPARZOLE 40MG EC CAP UD
```

### Example 1: Rematch Manually Classed Drugs

```
Select National Drug File Menu Option: REMA Rematch / Match Single Drugs

Enter name of drug from your local drug file and a match
with the National Drug File will be attempted.
Press return at the "Select DRUG GENERIC NAME: " prompt to exit.

Select DRUG GENERIC NAME: VAPONEPHRINE EPINEPHRINE RACEMIC 2.25% SOL.
N/F

Match local drug EPINEPHRINE RACEMIC 2.25% SOL. N/F with
ORDER UNIT:
```

DISPENSE UNITS/ORDER UNITS: 1  
DISPENSE UNIT:

No NDC to match...

I will attempt to match the NDCs from your SYNONYMS.

Match made with EPINEPHRINE RACEMIC 2.25% SOL. N/F  
Now select VA Product Name

1	EPINEPHRINE (EPI-PEN JR)	0.15MG/0.3ML	INJECTOR	INJ,SOLN	AU100	E0198
2	EPINEPHRINE (EPI-PEN)	0.3MG/0.3ML	INJECTOR	INJ,SOLN	AU100	E0197
3	EPINEPHRINE	0.15MG/0.3ML	INJ	INJ,SOLN	AU100	E0099
4	EPINEPHRINE	0.16MG/SPRAY	SUSP,INHL,ORAL	INHL,ORAL	RE102	
5	EPINEPHRINE	0.1MG/ML	INJ	INJ,SOLN	AU100	E0100
6	EPINEPHRINE	0.2MG/SPRAY	INHL,ORAL	AEROSOL,ORAL	RE102	
7	EPINEPHRINE	0.3MG/ML	INJ	INJ,SOLN	AU100	E0101

..... *examples continue on the next page*.....

## Example 1: Rematch Manually Classed Drugs (cont.)

```
8 EPINEPHRINE 0.5MG/ML INJ      INJ,SOLN  AU100
9 EPINEPHRINE 1MG/ML INJ      INJ,SOLN  AU100  E0015
10 EPINEPHRINE 1MG/ML INJ,SYRINGE,1ML      INJ,SOLN  AU100  E0205

Enter your choice or press return to continue: 1
      Is this a match < Reply Y, N or press return to continue > : Y

CHOOSE FROM:
  1   1 SYRINGE
  2   0.3 ML INJECTOR,AUTOMATIC
  3   6 X 0.3 ML INJECTOR,AUTOMATIC
  4   OTHER OTHER
      Enter Package Size & Type Combination: 2

Local drug EPINEPHRINE RACEMIC 2.25% SOL.
matches EPINEPHRINE (EPI-PEN JR) 0.15MG/0.3ML INJECTOR
PACKAGE SIZE: 0.3 ML
PACKAGE TYPE: INJECTOR,AUTOMATIC

< Enter "Y" for yes >
< Enter "N" for no >
< Press return for next drug or "^" to quit>      OK? : Y

Select DRUG GENERIC NAME: <RET>

Remember, these matches must be verified using the options "Verify Matches" or
"Verify Single Match" and then merged using the option "Merge National Drug File
Data Into Local File".

Select National Drug File Menu Option: <RET>
```

## Example 2: Rematching Drugs Matched, Verified, and Merged to NDF

```
Select National Drug File Menu Option: REMA Rematch / Match Single Drugs

Enter name of drug from your local drug file and a match
with the National Drug File will be attempted.
Press return at the "Select DRUG GENERIC NAME: " prompt to exit.

Select DRUG GENERIC NAME: TIMOLOL 0.5% OPHT SOLN 5ML      OP101

This drug has already been matched and classified with the
National Drug File.
Do you wish to match/rematch it? N// Y

Match local drug TIMOLOL 0.5% OPHT SOLN 5ML
                                ORDER UNIT: BT
                                DISPENSE UNITS/ORDER UNITS: 1
                                DISPENSE UNIT: BT(5ML)
I will try to match NDC: 0006-3367-03 to NDF.

Local drug TIMOLOL 0.5% OPHT SOLN 5ML
matches TIMOLOL MALEATE 0.5% SOLN,OPH
PACKAGE SIZE: 5 ML
PACKAGE TYPE: BOTTLE
      Is this a match ?
Enter Yes or No: YES// <RET>

Select DRUG GENERIC NAME: <RET>

Remember, these matches must be verified using the options "Verify Matches" or
"Verify Single Match" and then be merged using the option "Merge National Drug File Data
Into Local File".
```

..... examples continue on the next page.....



### Example 3: Rematch—Selecting Inactive Drug

```
Select National Drug File Menu Option: REM Rematch / Match Single Drugs

Enter name of drug from your local drug file and a match
with the National Drug File will be attempted.
Press return at the "Select DRUG GENERIC NAME: " prompt to exit.

Select DRUG GENERIC NAME: MORPHINE SO4 200MG TAB,SA      CN101      08-21-03
OUTPATIENT REQUIRES "WET" SIGNATURE
This drug has an Inactivation date in the future. Do you want to continue? Y
(Yes)

This drug has been manually classed but not matched (merged with NDF).
Do you wish to match/rematch it? N// Y

Deleting Possible Dosages...

Match local drug MORPHINE SO4 200MG TAB,SA
                                ORDER UNIT: BT
                                DISPENSE UNITS/ORDER UNITS: 100
                                DISPENSE UNIT: TAB
I will try to match NDC: 00034-513-10 to NDF.

Local drug MORPHINE SO4 200MG TAB,SA
matches MORPHINE SO4 200MG TAB,SA
PACKAGE SIZE: 100
PACKAGE TYPE: BOTTLE
Is this a match ?
Enter Yes or No: YES// <ENTER>

The CS Federal Schedule associated with this drug in the VA Product file
represents a DEA, Special Handling code of 2A

Enter RETURN to continue...
```

A warning message displays if a discrepancy is found between entries in the CS FEDERAL SCHEDULE field and the DEA, SPECIAL HDLG field when using the *Rematch / Match Single Drugs* [PSNDRUG] option. The following warning displays: "The CS Federal Schedule associated with this drug in the VA Product file represents a DEA, Special Handling code of XX," where XX is the DEA, SPECIAL HDLG code mapped to the corresponding CS FEDERAL SCHEDULE code as shown here:

	If a drug entry has a CS FEDERAL SCHEDULE of:	And its corresponding DEA, SPECIAL HDLG field is blank, the following DEA, SPECIAL HDLG code will be inserted:
Schedule I narcotics	1	1
Schedule II narcotics	2	2A
Schedule II non-narcotics	2n	2C
Schedule III narcotics	3	3A
Schedule III non-narcotics	3n	3C
Schedule IV narcotics	4	4
Schedule V narcotics	5	5

## Verify Matches

[PSNVFY] **Synonym: VER**

With this option you can loop through the list of matched but unverified drugs and verify each one. It is not necessary to verify all matches at once. You can press the Return key to skip any entries you do not want to verify. It will also allow you to rematch a drug if you do not like the match. This option can be used any time after drugs from the local DRUG file (#50) have been matched with drugs in the National Drug files using the options *Rematch/Match Single Drugs*, or *Automatic Match of Unmatched Drugs*.

All matched drugs must be verified. Unverified matches are stored in the NATIONAL DRUG TRANSLATION file (#50.612), and will not merge until they are verified. To ensure accuracy one individual should match the drugs and another verify the matches.

Print VA Product Names Matched report to have a list of unverified matched drugs in the same order they will appear on the screen for verification.

Patch PSN\*4\*396 added FORMULARY DESIGNATOR field (#109) and FORMULARY DESIGNATOR TEXT field (#110) if defined.

Example:

National Formulary Indicator: Yes  
FORMULARY DESIGNATOR: PA-N  
NATIONAL FORMULARY RESTRICTION:  
Product Text: THIS PRODUCT REQUIRED APPROVAL AT THE NATIONAL  
LEVEL PRIOR TO DISPENSING. SEE PBM CRITERIA FOR USE.  
Copay Tier: 1

### Example: Verify Match

```
Select National Drug File Menu Option: VER Verify Matches

LOCAL DRUG NAME: MORPHINE SO4 200MG TAB, SA
                                ORDER UNIT: BT
                                DISPENSE UNITS/ORDER UNITS: 100
                                DISPENSE UNIT: TAB

VA PRODUCT NAME: MORPHINE SO4 200MG TAB, SA
VA PRINT NAME: MORPHINE SO4 200MG SA TAB
VA DISPENSE UNIT: TAB
MARKED
PACKAGE SIZE: 100
PACKAGE TYPE: BOTTLE

CMOP ID: M0532
MARKABLE FOR CMOP: NOT
```

VA CLASS: CN101 OPIOID ANALGESICS

CS FEDERAL SCHEDULE: 2

INGREDIENTS:

NATIONAL FORMULARY INDICATOR: YES

FORMULARY DESIGNATOR: PA-N

NATIONAL FORMULARY RESTRICTION:

Product Text: THIS PRODUCT REQUIRED APPROVAL AT THE NATIONAL LEVEL PRIOR TO DISPENSING. SEE PBM CRITERIA FOR USE.

Copay Tier: 3

Copay Effective Date: APR 1, 2016

< Enter "Y" for yes, "N" for no >

< Press RETURN to Pass to Next Drug >

Is this a match ?

## Verify Single Match

[PSNVER] **Synonym: SVER**

This option allows you to verify a single, selected match rather than looping through all matched, unverified drugs. You will be prompted for the drug name from the local DRUG file (#50).

All matched drugs must be verified. Unverified matches are stored in the NATIONAL DRUG TRANSLATION file (#50.612) and will not merge until they are verified. To ensure accuracy one individual should match the drugs and another verify the matches.

### Example 1: Verify Single Match

```
Select National Drug File Menu Option: SVER Verify Single Match

Enter name of drug from your local drug file and if the drug has been matched, you
will be asked to verify the match.
Press return at the "Select DRUG GENERIC NAME: " prompt to exit.

Select DRUG GENERIC NAME: MORPHINE SO4 200MG TAB,SA          CN101          OUTP
PATIENT REQUIRES "WET" SIGNATURE

LOCAL DRUG NAME: MORPHINE SO4 200MG TAB,SA
                        ORDER UNIT: BT
                        DISPENSE UNITS/ORDER UNITS: 100
                        DISPENSE UNIT: TAB

VA PRODUCT NAME: MORPHINE SO4 200MG TAB,SA
VA PRINT NAME: MORPHINE SO4 200MG SA TAB          CMOP ID: M0532
VA DISPENSE UNIT: TAB                            MARKABLE FOR CMOP: NOT
MARKED
    PACKAGE SIZE: 100
    PACKAGE TYPE: BOTTLE
VA CLASS: CN101 OPIOID ANALGESICS
CS FEDERAL SCHEDULE: 2
INGREDIENTS:
NATIONAL FORMULARY INDICATOR: YES
FORMULARY DESIGNATOR: PA-N
NATIONAL FORMULARY RESTRICTION:
Product Text: THIS PRODUCT REQUIRED APPROVAL AT THE NATIONAL LEVEL PRIOR TO
DISPENSING. SEE PBM CRITERIA FOR USE.
Copay Tier: 3
Copay Effective Date: APR 1, 2016

< Enter "Y" for yes, "N" for no >
< Press RETURN to Pass to Next Drug >

    Is this a match ?
```

..... *examples continue on the next page*.....

## Example 2: Verify Single Match, Drug Not Matched

```
Select DRUG GENERIC NAME: BLEOMYCIN 15 UNIT INJ
This entry has not been matched to verify.
Select DRUG GENERIC NAME: <RET>
```

## Example 3: Verify Single Match, Drug Already Verified

```
Select DRUG GENERIC NAME: FLUOROURACIL 500MG/10ML INJ AN300
CHEMOTHERAPY
This entry has already been verified.
Select DRUG GENERIC NAME: <RET>
```

**NOTE ON CS FEDERAL SCHEDULE:** Patches PSN\*4\*64 and 66 assign a CS Federal Schedule to controlled substances and identify controlled substances as narcotic or non-narcotic by populating the CS FEDERAL SCHEDULE field (#19) of the VA PRODUCT FILE (#50.68). Patch PSN\*4\*65 changes the *Merge National Drug File Data Into Local File* [PSNMRG] option so that the software checks each entry to see if the CS FEDERAL SCHEDULE field contains data. If an entry has a value for the CS FEDERAL SCHEDULE but its corresponding DEA, SPECIAL HDLG field (#3) of the DRUG file (#50) is blank, the DEA, SPECIAL HDLG field will be populated with the corresponding value using the following table:

	If a drug entry has a CS FEDERAL SCHEDULE of:	And its corresponding DEA, SPECIAL HDLG field is blank, the following DEA, SPECIAL HDLG code will be inserted:
Schedule I narcotics	1	1
Schedule II narcotics	2	2A
Schedule II non-narcotics	2n	2C
Schedule III narcotics	3	3A
Schedule III non-narcotics	3n	3C
Schedule IV narcotics	4	4
Schedule V narcotics	5	5

Patch PSN\*4\*65 ensures that the newly populated CS FEDERAL SCHEDULE field is included as part of the National Drug File details in the *Inquire to National Files* [PSNACT], *NDF Info From Your Local Drug File* [PSNRPT], *Verify Matches* [PSNVFY] and *Verify Single Match* [PSNVER] options.

## Merge National Drug File Data Into Local File [PSNMRG] Synonym: MERG

Before proceeding you should contact the IRM site Manager to back up the local DRUG file (#50) and the NATIONAL DRUG TRANSLATION file (#50.612). Back-up should be done each time prior to executing this option.

This option merges the matched/verified data from the NATIONAL DRUG TRANSLATION file (#50.612) into the local DRUG file (#50). As the merge is taking place, the software will print a report listing any drugs in the NATIONAL DRUG TRANSLATION file (#50.612) that were not merged (referred to as errors to the merge). Errors are defined as the entries in the NATIONAL DRUG TRANSLATION file (#50.612) that do not have corresponding matches in the local DRUG file (#50). If no errors exist, the report will say "No Errors Found."

With patch PSN\*4\*65, when using this option to merge data from the VA Product file into the local drug file the software will check to see if the  
You may execute this option at the conclusion of the entire matching/verifying process or after a section of the local DRUG file (#50) has been matched/verified. It is not important that the entire matching or verifying process be complete since only the matched and verified drugs in the NATIONAL DRUG TRANSLATION file (#50.612) will be merged. There must be at least one matched and verified drug in the NATIONAL DRUG TRANSLATION file (#50.612) for the merge to be completed successfully.

You can determine the time that the report will print. To delay the execution of this option, enter the letter Q at the "Select Printer" prompt and you will be prompted to queue the report to the printer.

Merging the NDF fields into the local DRUG file (#50) will not change the contents of the local GENERIC NAME field (#.01). You may wish to edit this field to make the local name match the NDF name.

### Example: Merge National Drug File Data Into Local File

```
Select National Drug File Menu Option: MERG Merge National Drug File Data
Into Local File
This option will merge NDF fields into your local drug file. This will also
produce an Error Report for entries in the translation file which are not
in the local file if they should exist. These exceptions will not be merged.

You may queue this report if you wish.

Select Printer: [Select Print Device]
Do you want your output QUEUED? NO// <RET> (NO)
```

## Automatic Match of Unmatched Drugs [PSNAUTO] Synonym: AUTO

This option allows automatic matching by NDC of newer FDA-released drugs in your local file which are manually classed, or have no VA Class assigned. This option proceeds through the local DRUG file (#50) and attempts to match each drug encountered with a drug in the National Drug files. When a match is made, the drug is added to the NATIONAL DRUG TRANSLATION file (#50.612) and must be verified and merged.

Before the automatic matching begins, the prompt below will be displayed on the screen.

```
AUTOMATIC MATCH by NDC Code process will begin. It will begin. It will attempt to
match all items that are not presently MATCHED to the National Drug File.
Are you sure you want to continue? N//
```

If you answer YES, the automatic matching process will begin and you will proceed as described below. If you answer NO, or press the Enter key, you will exit from the option.

It is extremely important that as many drugs in the local DRUG file (#50) as possible have correct NDCs assigned to them. If the NDC fields (NDC (#31), SYNONYM (#50.1)) in the local DRUG file (#50) are complete and accurate, the overall effectiveness of the automatic matching process will be greatly improved. If a drug's NDC in the local DRUG file (#50) matches a like NDC in the National Drug files, a match will be made. These matches must be verified and merged. The VA Class assigned by the matching process will override any class previously assigned. This option will screen an inactive past date.

### Example: Automatic Match of Unmatched Drugs

```
Select National Drug File Menu Option: AUTO Automatic Match of Unmatched Drugs
This option will attempt to automatically match by NDC code, drugs which have
not been matched to the National Drug File. These matches must be verified
and merged.
```

```
AUTOMATIC MATCH by NDC Code process will begin. It will attempt to match
all items that are not presently MATCHED to the National Drug File.
```

```
Are you sure you want to continue ? N// Y.....
.....
.....
```

```
OK, I'm through. Please verify these matches.
```

## Allow Unmatched Drugs to be Classed [PSNSTCL] Synonym: CLAS Locked: PSNMGR

It will be helpful to print the Local Drugs With No VA Drug Class report before executing this option. This option is locked, so only users with the **PSNMGR** key have access. There will be some drugs in the local DRUG file (#50) that cannot be matched. Examples are investigational drugs, supply items, and drugs that are manufactured on site. You may use this option to enter the local DRUG file and assign VA classifications to these drugs.



This option should not be run until at least one merge using the menu option *Merge National Drug File Data Into Local File* has been executed.

There are two sub-options to this option. You will be prompted to answer the question, "Do you wish to automatically loop through all unmatched drugs?" If you answer NO, you may class one drug at a time by entering the local drug generic name or internal number. If you answer YES, the software will loop alphabetically through all drugs that do not have an inactive date and have not been matched, verified, and merged.

If the drug you select was previously classified, the present classification is displayed as a default. You can accept the default by pressing the Enter key, or you can enter a new classification.

### Example: Allow Unmatched Drugs to be Classed (Single Drug)

```
Select National Drug File Menu Option: CLAS Allow Unmatched Drugs To Be Classed

This option allows a VA Drug Classification to be entered for
a drug in your local drug file, however, if the drug has been
classed through "the National Drug File merge procedure" you cannot change it!

Do you wish to automatically loop through all unmatched drugs?
<Reply Y,N or "^" to quit> : N

Select DRUG GENERIC NAME: CALAMINE LOTION
  1 CALAMINE LOTION (OZ) DE900
  2 CALAMINE LOTION, 4OZ BT DE900 USE FOR INPATIENT WARD STOCK Tier: 0
CHOOSE 1-2: 1

Select VA DRUG CLASS CODE: DE900 // <RET>

Select DRUG GENERIC NAME: <RET>
```

..... examples continue on the next page.....



## Example: Allow Unmatched Drugs to be Classed (Loop)

```
Select National Drug File Menu Option: CLAS Allow Unmatched Drugs To Be Classed

This option allows a VA Drug Classification to be entered for
a drug in your local drug file, however, if the drug has been
classed through "the National Drug File merge procedure" you cannot change it!

Do you wish to automatically loop through all unmatched drugs?
<Reply Y,N or "^" to quit> : Y

ABSORBABLE GELATIN FILM (EACH)
  Select VA DRUG CLASS CODE: XA900 // <RET>
ABSORBABLE GELATIN SPONGE ,SZ 100,6/BX
  Select VA DRUG CLASS CODE: XA900 // <RET>
ABSORBABLE GELATIN SPONGE,SZ 12X7,12/BX
  Select VA DRUG CLASS CODE: XA900 // <RET>
ACCUTANE 20MG
  Select VA DRUG CLASS CODE: DE751
ACE BANDAGE,3 IN,ELASTIC
  Select VA DRUG CLASS CODE: XA100 // <RET>
ACE BANDAGE,4 IN,ELASTIC
  Select VA DRUG CLASS CODE: XA100 // <RET>
ACE BANDAGE,6 IN,ELASTIC
  Select VA DRUG CLASS CODE: XA100 // <RET>
ACEBUTOLOL 200MG CAP
  Select VA DRUG CLASS CODE: CV100 // ^
```

You can stop the looping process at any time by entering an up-arrow (^) and pressing the Enter key at the "Select VA DRUG CLASS CODE" prompt. The software will flag the last drug you classified and will begin the loop with this drug when you resume the looping process. This will allow you to review the last drug classified before continuing.

**Note:** If a drug has **no default classification** and you press the Enter key rather than enter a class, the software will return you to the main menu.

## Example: Loop Interrupted When No Default Class and No Value Entered

```
Select National Drug File Menu Option: CLAS Allow Unmatched Drugs To Be Classed

This option allows a VA Drug Classification to be entered for
a drug in your local drug file, however, if the drug has been
classed through "the National Drug File merge procedure" you cannot change it!

Do you wish to automatically loop through all unmatched drugs?
<Reply Y,N or "^" to quit> : Y

ABSORBABLE GELATIN FILM (EACH)
  Select VA DRUG CLASS CODE: XA900 // <RET>
ABSORBABLE GELATIN SPONGE ,SZ 100,6/BX
  Select VA DRUG CLASS CODE: XA900 // <RET>
ABSORBABLE GELATIN SPONGE,SZ 12X7,12/BX
  Select VA DRUG CLASS CODE: XA900 // <RET>
ACCUTANE 20MG
  Select VA DRUG CLASS CODE: <RET>

Select National Drug File Menu Option: <RET>
```

**Note:** The software will not allow you to reassign the VA Classification to a drug that has already been matched, verified, and merged.

## Example: Attempt to Class Item already Matched, Classed, and Merged

```
Select DRUG GENERIC NAME: SODIUM METHOHEXITAL 5GM S.P.      CN202      N/F
SORRY, CLASSIFICATION CANNOT BE CHANGED
Select DRUG GENERIC NAME: <RET>
```

After this option has been completed, print and review *Local Drug With No VA Class Report*.



To change the VA Drug Classification of a drug previously matched automatically by NDC, first attempt to rematch the drug using the *Rematch/Match Single Drugs* option. If that fails, classify the drug manually using this option.

## Using the National Drug File Reports Menu

---

### National Drug File Reports Menu [PSNSUBM] Synonym: RPRT

This option is a sub-menu containing the following reports:

<i>LDF</i>	<i>Local Drug File Report</i>
<i>VAGN</i>	<i>Report of VA Generic Names From National Drug</i>
<i>ATMP</i>	<i>Report of Attempted Match Drugs</i>
<i>PROD</i>	<i>VA Product Names Matched Report</i>
<i>NOCL</i>	<i>Local Drug with No VA Drug Class Report</i>
<i>CLVA</i>	<i>VA Drug Classification</i>
<i>DFL</i>	<i>NDF Info From Your Local Drug File</i>
<i>SUPL</i>	<i>Supply (XA000) VA Class Report</i>
<i>MANC</i>	<i>Manually Classed Drugs Report</i>
<i>NMAT</i>	<i>Local Drugs With NO Match to NDF Report</i>
<i>LOCF</i>	<i>Local Formulary Report</i>
<i>NATF</i>	<i>National Formulary Report</i>
<i>DDIN</i>	<i>Drug-Drug Interaction Report</i>
<i>CMOP</i>	<i>VA Products Marked for CMOP Transmission</i>
<i>PNCL</i>	<i>VA Product Names By Class</i>
<i>LDPN</i>	<i>Local Drug/VA Print Name Report</i>
<i>LDRG</i>	<i>Local Drugs Excluded from Drug-Drug Interactions</i>
<i>VDRG</i>	<i>VA Products Excluded from Drug-Drug Interactions</i>

## Local Drug File Report [PSNLDG] Synonym: LDF

This option generates a report containing selected information about drugs in the local DRUG file (#50). This report lists the local drug name, inactive date, NDC number, and the Drug Enforcement Agency (DEA) value. If your local drug is matched to NDF, and National Formulary and/or Restriction information exists, this is also displayed after the drug name. This report is in a 132 column format and must be sent to a printer.

### Example: Local Drug File Report

Select National Drug File Reports Menu Option: **LDF** Local Drug File Report  
This report gives you a printed copy of the local drug name, inactive date, NDC, and the DEA value. If your local drug is matched to NDF and National Formulary and/or Restriction information exists, this is also displayed after the drug name. This report requires 132 columns. You may queue the report to print, if you wish.

START WITH GENERIC NAME: FIRST//  
DEVICE: 0;500;132 DECSERVER

#### LOCAL DRUG LIST (ALPHABETIC)

# Not on National Formulary  
R National Formulary Restriction

LOCAL DRUG NAME	INACTIVE DATE	DEA	NDC
10% FREE AMINE SOLUTION W/O EL A AND Z OINTMENT			85-0096-04
A-METHYL-PARA-TYROSINE CAPS,25		I	
ABDOMINAL BINDER		S	
ABDOMINAL PAD 7 1/2 X 8 STERI		S	
ABSORBABLE GELATIN FILM #		6P	9-0433-01
ABSORBABLE GELATIN SPONGE SZ.			9-0031-01
ABSORBABLE GELATIN SPONGE SZ.		S	9--0349-01
ABSORBABLE GELATIN SPONGE SZ.7 #		S	9-0315-02
ABSORBABLE GELATIN SPONGE-100 #		S	9-0353-01
ACE BANDAGE 4 INCH		S	8290-0073-13
ACETAMINOPHEN 1000MG TABLET			
ACETAMINOPHEN 325MG C.T.		6P	333333-3333-33
ACETAMINOPHEN 325MG TABLET			839-5080-16
ACETAMINOPHEN 650MG SUPPOS.		9PR	839-6001-92
ACETAMINOPHEN AND CODEINE 30MG R		3	0045-0513-80
ACETAMINOPHEN ELIX. 160MG/5ML		6	54-3010-50
ACETAMINOPHEN, CODEINE ELIXIR R		2A	51079-0500-38
ACETAMINPHEN 325MG CT			839-5080-16
ACETAZOLAMIDE 250MG S.T.		6P	364-0400-02
ACETAZOLAMIDE 500MG INJ		6P	205-4466-96
ACETAZOLAMIDE 500MG SEQUELS		6P	5-4465-23
ACETEST 100'S #		S	193-2381-21
ACETIC ACID 0.25% IRRIG. 500ML		S	0074-6143-09
ACETIC ACID 2% OTIC SOL 15 ML		9P	536-2102-72

## Report of VA Generic Names from National Drug [PSNVAGN] Synonym: VAGN

This option prints a report of VA Generic Names. You can print all or a specified range of names. This report might be useful during the match and verify options. If you cannot find a match and are asked to type in a VA Generic Name, you can use this list to find the correct generic name. VA Generic Names with more than one ingredient are given alphabetically by ingredient (e.g., acetaminophen/butalbital/caffeine/codeine).

This report requires 80 columns. You can print the report immediately, or delay printing until a later time.

### Example: Report of VA Generic Names From National Drug

```
Select National Drug File Reports Menu Option: VAGN Report of VA Generic  
Names From National Drug
```

```
This report gives you a printed copy of the VA Generic Names from the  
National Drug File. This report may assist you in the matching process.  
You may queue the report to print, if you wish.
```

```
START WITH VA GENERIC NAME: FIRST// <RET>
```

```
DEVICE: [Select Print Device]
```

```
VA GENERIC NAMES FROM THE NATIONAL DRUG FILE  
OCT 11,1998 14:46 PAGE 1
```

```
VA GENERIC NAME  
-----
```

```
ACEBUTOLOL  
ACETAMINOPHEN  
ACETAMINOPHEN/ALUMINUM ACETATE/CHLORPHENIRAMINE/PHENYLPROPANOLAM  
ACETAMINOPHEN/ALUMINUM HYDROXIDE/ASPIRIN/SALICYLAMIDE  
ACETAMINOPHEN/ASPIRIN  
ACETAMINOPHEN/ASPIRIN/CAFFEINE/CODEINE/SALICYLAMIDE  
ACETAMINOPHEN/ASPIRIN/CAFFEINE/HYDROCODONE  
ACETAMINOPHEN/ASPIRIN/CAFFEINE/SALICYLAMIDE  
ACETAMINOPHEN/ASPIRIN/CODEINE  
ACETAMINOPHEN/ATROPINE/ETHAVERINE/SALICYLAMIDE  
ACETAMINOPHEN/BUTALBITAL  
ACETAMINOPHEN/BUTALBITAL/CAFFEINE  
ACETAMINOPHEN/BUTALBITAL/CAFFEINE/CODEINE  
ACETAMINOPHEN/BUTALBITAL/CAFFEINE/HYDROCODONE  
ACETAMINOPHEN/BUTALBITAL/CODEINE  
ACETAMINOPHEN/CAFFEINE/CHLORPHENIRAMINE/HYDROCODONE/PHENYLEPHRIN
```

## Report of Attempted Match Drugs [PSNEXC] Synonym: ATMP

This option generates a report listing all drugs you attempted to match, but for which a match could not be made during the matching process. Even though these drugs were not matched, the software “flagged” each of these drugs and an entry was made in the NATIONAL DRUG TRANSLATION file (#50.612).

This report will include the contents of the DEA, SPECIAL HDLG field (# 3) if the field contains one of the following values:

0 (zero)	Manufactured in Pharmacy
I	Investigational Drug
M	Bulk Compound Item

The report will also include any *inactive* dates found in the local DRUG file (#50).

This report should be printed after the option *Verify Matches* is executed and before the *Merge National Drug File Data Into Local File* option is executed. This is a cumulative report and will include all entries from the very beginning of the matching process until each drug is manually classed. Once a drug has been manually classed, it is automatically deleted from the report.

You may print the report immediately, or delay printing until a later time.

### Example: Report of Attempted Match Drugs

```
Select National Drug File Reports Menu Option: ATMP Report of Attempted Match Drugs

This report should be run after the menu option "Verify Matches" and
before the menu option "Merge National Drug File Data Into Local File".
It gives you a hard copy of the items from your local file for which
a match was attempted, but no match was made from the National Drug File.
You may queue the report to queue if you wish.

Select Printer: [Select Print Device]

                                REPORT OF ATTEMPTED MATCH DRUGS
                                Date printed: OCT 13,1998
                                Page: 1
LOCAL DRUG NAME                INACTIVE                DEA
-----
AZATHIOPRINE 50MG ***** N/F TAB
HALOPERIDOL 0.5MG U/D TAB      1-15-98
CYCLOPHOSPHAMIDE 200MG INJ
PHENYTOIN SUSP 150MG/6ML U/D
OXIDIZED CELLULOSE PADS
IV INJECTION SET NO.2C0012
CODEINE PHOS. 15MG C.T.
ANTILYMPHOCYTE GLOBULIN STUDY DRUG
BEPRIDIL STUDY CAPSULES, 100MG.
```

## VA Product Names Matched Report [PSNPFN] Synonym: PROD

This option generates a report listing all drugs that have been matched. The report is not cumulative and will not include entries that have been previously merged into the local DRUG file (#50). The VA Product Names matched report can be printed before and/or after the menu option *Verify Matches*. It should be printed and reviewed before the *Merge National Drug File Data Into Local File* option is executed. This report may also be printed after the auto-match process to review what was matched. It generates a hard copy of the matches selected in the menu option *Automatic Match of Unmatched Drugs* and the option *Verify Matches*.

The data for this report is stored in the NATIONAL DRUG TRANSLATION file (#50.612). If a matched entry has not been verified, it will appear on the report with a special notation NOT VERIFIED. (Refer to the first entries on the following sample report.) User names will only print on the report when those names change; the user who began the automatic match by NDC process will have his or her name printed on the report for those matches.

After reviewing this report, incorrect matches may be rematched by using the menu option *Rematch/Match Single Drugs*.

This report requires 132 columns. You may print the report immediately, or delay printing until a later time.

### Example: VA Product Names Matched Report

Select National Drug File Reports Menu Option: PROD VA Product Names Matched Report

This report can be run before and/or after the menu option "Verify Matches". It should be run before the menu option "Merge National Drug File Data Into Local File". This report may also be run after the auto-match process to review what was matched. It generates a hard copy of the matches selected in the menu option "Automatic Match of Unmatched Drugs" and the menu option "Verify Matches". This report requires 132 columns. You may queue the report to print, if you wish.

Select Printer: *[Select Print Device]*

..... report follows on the next page .....

## Example: VA Product Names Matched Report (cont.)

DRUG NAME FROM LOCAL DRUG FILE WITH MATCH FROM NATIONAL DRUG FILE

Date printed: OCT 2,1998

Page: 1

LOCAL DRUG NAME	VA PRODUCT NAME
CHLORAMBUCIL 2MG S.C.T. ORDER UNIT: DISPENSE UNITS/ORDER UNITS: 1 DISPENSE UNIT: ANTINEOPLASTICS,ALKYLATING AGENTS	CHLORAMBUCIL 2MG TAB PKG SIZE: 50 PKG TYPE: BOTTLE VA CLASS: AN100
	** NOT VERIFIED **
CYTARABINE 500MG COMB.PK ORDER UNIT: DISPENSE UNITS/ORDER UNITS: 1 DISPENSE UNIT: ANTINEOPLASTICS,ANTIMETABOLITES	CYTARABINE 500MG/VIL INJ PKG SIZE: 10 ML PKG TYPE: VIAL VA CLASS: AN300
	** NOT VERIFIED **
DACARBAZINE 200MG INJ ORDER UNIT: DISPENSE UNITS/ORDER UNITS: 1 DISPENSE UNIT:	DACARBAZINE 200MG/VIL INJ PKG SIZE: 12 X 200 MG PKG TYPE: VIAL VA CLASS: AN900 ANTINEOPLASTIC,OTHER
	** NOT VERIFIED **
DACTINOMYCIN 0.5MG INJ ORDER UNIT: DISPENSE UNITS/ORDER UNITS: 1 DISPENSE UNIT: ANTIBIOTICS	DACTINOMYCIN 0.5MG/VIL INJ PKG SIZE: 3 ML PKG TYPE: VIAL VA CLASS: AN200 ANTINEOPLASTIC
	** NOT VERIFIED **
FLUOROURACIL 500MG/10ML INJ ORDER UNIT: DISPENSE UNITS/ORDER UNITS: DISPENSE UNIT: ANTINEOPLASTICS,ANTIMETABOLITES	FLUOROURACIL 50MG/ML INJ PKG SIZE: 10 X 10 ML PKG TYPE: AMP VA CLASS: AN300
	** NOT VERIFIED **
MORPHINE SULF 4MG/ML INJ TUBEX ORDER UNIT: PG DISPENSE UNITS/ORDER UNITS: 10 DISPENSE UNIT: TUBEX	FLUOROURACIL 1% CREAM, TOP PKG SIZE: 30 GM PKG TYPE: TUBE VA CLASS: DE600 ANTINEOPLASTIC, TOPICAL
	** NOT VERIFIED **
FLUOROURACIL 2% TOP.SOL. ORDER UNIT: PG DISPENSE UNITS/ORDER UNITS: 1 DISPENSE UNIT:	FLUOROURACIL 5% CREAM, TOP PKG SIZE: 25 GM PKG TYPE: TUBE VA CLASS: DE600 ANTINEOPLASTIC, TOPICAL
	** NOT VERIFIED **
ZZDICHLORPHENAMIDE 50MG TAB ORDER UNIT: BT DISPENSE UNITS/ORDER UNITS: 100 DISPENSE UNIT: TAB ANTINEOPLASTICS,ALKYLATING AGENTS	LOMUSTINE DOSEPAK (300MG TOTAL) CAP PKG SIZE: 2 X 100 MG/2 X 40 MG/2 X 10 MG PKG TYPE: PACKAGE VA CLASS: AN100
	** NOT VERIFIED **
MECHLORETHAMINE 10MG INJ ORDER UNIT: BT DISPENSE UNITS/ORDER UNITS: 1 DISPENSE UNIT: ANTINEOPLASTICS,ALKYLATING AGENTS	MECHLORETHAMINE HCL 10MG/VIL INJ PKG SIZE: 4 X 20 ML PKG TYPE: VIAL VA CLASS: AN100
	** NOT VERIFIED **



## Local Drugs with No VA Drug Class Report [PSNOCLS] Synonym: NOCL

This option generates a report of drugs from the local DRUG file (#50) which have no VA drug classification. It will print only the active drugs in the file. This report should be generated after using the *Merge National Drug File Data Into Local File* option. You may wish to print this report *before* and *after* executing the *Allow Unmatched Drugs To Be Classed* option.

This report will display the contents of the DEA, SPECIAL HDLG field (#3) if the field contains one of the following values:

0 (zero)    Manufactured in Pharmacy  
I            Investigational Drug  
M            Bulk Compound Item

You can print the report immediately, or delay printing until a later time.

### Example: Local Drugs with No VA Drug Class Report

Select National Drug File Reports Menu Option: NOCL Local Drugs With No VA Drug Class Report

This report should be run after executing the menu option "Merge National Drug File Data Into Local File". It may be useful to print this report before and after executing the "Allow Unmatched Drugs To Be Classed" option. It gives you a hard copy of the drugs from your local drug file which are "active" and have no VA Drug Classification.  
You may queue the report to print, if you wish.

Select Printer: *[Select Print Device]*

#### LOCAL DRUGS WITH NO VA CLASSIFICATION

Date printed: OCT 2,1998

Page: 1

NUMBER	LOCAL DRUG GENERIC NAME	DEA
3	BLEOMYCIN 15 UNIT INJ	
4	PEN	
5	CHLORAMBUCIL 2MG S.C.T.	
6	CYCLOPHOSPHAMIDE 50MG C.T.	
7	CYCLOPHOSPHAMIDE 200MG INJ	
8	CYCLOPHOSPHAMIDE 500MG INJ	

..... *report continues on the next page* .....

### Example: Local Drugs with No VA Drug Class Report (cont.)

10           CYTARABINE 500MG COMB.PK  
12           DACARBAZINE 200MG INJ  
13           DACTINOMYCIN 0.5MG INJ  
14           DOXORUBICIN 10MG S.P.  
15           DOXORUBICIN 50MG S.P.  
16           FLUOROURACIL 500MG/10ML INJ  
18           FLUOROURACIL 2% TOP.SOL.  
20           HYDROXYUREA 500MG CAP  
22           MECHLORETHAMINE 10MG INJ  
24           MELPHALAN 2MG S.T.  
26           METHOTREXATE 2.5MG C.T.  
27           METHOTREXATE 25MG/ML S.S.  
29           MITHRAMYCIN 2.5MG L.P.  
30           MITOMYCIN 5MG INJ  
32           PROCARBAZINE 50MG CAP

*[This report has been abbreviated to save space.]*

## VA Drug Classification [PSNCLS] Synonym: CLVA

This option generates a report of all VA Drug Classification codes and classes. You are given the option of having the classification descriptions printed in the report. You can choose to print all of the drug classifications or a range of classifications. In the following example, the “START WITH” and “GO TO” prompts refer to an alphabetical range in the classification code.

You may print the report immediately, or delay printing until a later time.

### Example: VA Drug Classification Report

```
Select National Drug File Reports Menu Option: CLVA  VA Drug Classification
```

```
This report will display the VA Drug Classification code and class name.
```

```
Would you also like to see the class descriptions? N// Y
```

```
START WITH CODE: FIRST// A
```

```
GO TO CODE: LAST// C
```

```
DEVICE: [Select Print Device]
```

```
VA DRUG CLASSIFICATION CODES
```

```
OCT 15,1998 09:25 PAGE 1
```

```
-----  
AD000          ANTIDOTES,DETERRENTS AND POISON CONTROL  
NOTE: Includes nicotine polacrilex and other deterrents (AD900).  
Excludes anticoagulant antagonists (BL200,VT700);  
antifolate antagonists (VT102); antivenins (IM300);  
dialysis solutions (IR200); emetics (GA600); opioid  
antagonists (CN102).  
  
AD100          ALCOHOL DETERRENTS  
  
AD200          CYANIDE ANTIDOTES  
  
AD300          HEAVY METAL ANTAGONISTS  
  
AD400          ANTIDOTES,DETERRENTS,AND POISON CONTROL EXCHANGE RESINS  
  
AD900          ANTIDOTES/DETERRENTS,OTHER  
  
AH000          ANTIHISTAMINES  
NOTE: Excludes H2-antagonists (GA301); combination cold  
products (RE500).  
  
AH100          ANTIHISTAMINES,PHENOTHIAZINE  
  
AH200          ANTIHISTAMINES,ETHANOLAMINE  
  
AH300          ANTIHISTAMINES,ETHYLENEDIAMINE  
  
AH400          ANTIHISTAMINES,ALKYLAMINE
```

*[This report has been abbreviated to save space.]*

## NDF Info From Your Local Drug File [PSNRPT]   Synonym: DFL

This option generates a report containing information for a given range of drugs or for all drugs that have been merged. This option should be executed after the *Merge National Drug File Data Into Local File* option has been completed. The report contains data that is stored in the NDF fields of the local DRUG file (#50). Any drugs that do not contain NDF information (i.e., the drug has not been matched, verified, and merged) will be ignored. In the following example, the "START WITH" and "GO TO" prompts refer to an alphabetical range in the GENERIC NAME field (#.01).

To print a list of drugs by VA Drug Classification, you can use the *Formulary Report* option.

You can print the report immediately, or delay printing until a later time.

### Example: NDF Info from Local Drug File

Select National Drug File Reports Menu Option: **DFL**   NDF Info From Your Local Drug File

This report gives a printed copy of the drugs from your local drug file that have been matched to the National Drug File. This report requires 132 columns. You may queue the report to print, if you wish.

START WITH GENERIC NAME: FIRST// <ENTER>

DEVICE: *[Select Print Device]*

#### NATIONAL DRUG INFO FROM YOUR LOCAL FILE

Date printed: OCT 2,1998

Page: 1

LOCAL DRUG INFO LOCAL DRUG NAME	NDF INFO VA PRODUCT NAME	NDF PKG SIZE	NDF PKG TYPE
ACETAMINOPHEN 160MG/5ML ELIXIR	ATROPINE SO4 0.8MG/ML INJ	30 ML	BOTTLE
ORDER UNIT: PT CS FEDERAL SCHEDULE: DISPENSE UNITS/ORDER UNITS: 16 DISPENSE UNIT: OZ	VA CLASS: CN103   NON-OPIOID ANALGESICS  INGREDIENTS: ATROPINE SULFATE 0.8 MG/ML		
ACETAMINOPHEN 650MG RECT SUPP	ACETAMINOPHEN 600MG SUPP,RTL	12	PACKAGE
ORDER UNIT: BX CS FEDERAL SCHEDULE: DISPENSE UNITS/ORDER UNITS: 1 DISPENSE UNIT: BX(12s)	VA CLASS: CN103   NON-OPIOID ANALGESICS  INGREDIENTS: ATROPINE SULFATE 0.4 MG/ML		

..... report continues on the next page .....

## Example: NDF Info from Local Drug File (cont.)

ACETAMINOPHEN 650MG RECT SUPP	ACETAMINOPHEN 600MG SUPP,RTL	12	PACKAGE
ORDER UNIT: BX CS FEDERAL SCHEDULE: DISPENSE UNITS/ORDER UNITS: 1 DISPENSE UNIT: BX(12s)	VA CLASS: CN103      NON-OPIOID ANALGESICS		
	INGREDIENTS: ATROPINE SULFATE 0.4 MG/ML		
ACETAMINOPHEN W/CODEINE 12.5MG	CODEINE 12MG/ACETAMINOPHEN 120MG/5ML ELIXIR 480 ML		BOTTLE
ORDER UNIT: PT CS FEDERAL SCHEDULE: DISPENSE UNITS/ORDER UNITS: 128 DISPENSE UNIT: OZ	VA CLASS: CN101      OPIOID ANALGESICS		
	INGREDIENTS: ATROPINE SULFATE 0.5 %		
ACETAMINOPHEN W/CODEINE 15MG T	CODEINE 15MG/ACETAMINOPHEN 300MG TAB	100	BOTTLE
ORDER UNIT: BT CS FEDERAL SCHEDULE: DISPENSE UNITS/ORDER UNITS: 100 DISPENSE UNIT: TAB	VA CLASS: CN101      OPIOID ANALGESICS		
	INGREDIENTS: ATROPINE SULFATE 1 %		
TOLMETIN 400MG DS CAP	TOLMETIN NA 400MG CAP	100	BOTTLE
ORDER UNIT: BT CS FEDERAL SCHEDULE: ,ANTIRHEUMATIC DISPENSE UNITS/ORDER UNITS: 100 DISPENSE UNIT: CAP	VA CLASS: MS102      NONSALICYLATE NSAIs		
	INGREDIENTS: ATROPINE SULFATE 0.4 MG/ML		
ACETAMINOPHEN W/CODEINE 30MG T	CODEINE 30MG/ACETAMINOPHEN 300MG TAB	100	BOTTLE
ORDER UNIT: BT CS FEDERAL SCHEDULE: 3 DISPENSE UNITS/ORDER UNITS: 100 DISPENSE UNIT: TAB	VA CLASS: CN101      OPIOID ANALGESICS		
	INGREDIENTS: ATROPINE SULFATE 0.4 MG/ML		
ACETAMINOPHEN W/CODEINE 30MG T	CODEINE 30MG/ACETAMINOPHEN 300MG TAB	20 X 25	UNIT DOSE
ORDER UNIT: BX CS FEDERAL SCHEDULE: DISPENSE UNITS/ORDER UNITS: 500 DISPENSE UNIT: TAB	VA CLASS: CN101      OPIOID ANALGESICS		
	INGREDIENTS: ATROPINE SULFATE 0.4 MG/ML		

*[This report has been abbreviated to save space.]*

## Supply (XA000) VA Class Report [PSNSUPLY] Synonym: SUPL

This option generates a report of all the items from the local DRUG file (#50) which have an "XA" VA Drug Classification. It will print only the active items in the file, and will sort by local DRUG file (#50) generic name.

You may print the report immediately, or delay printing until a later time.

### Example: Supply (XA000) VA Class Report

Select National Drug File Reports Menu Option: SUPL Supply (XA000) VA Class Report

This report should be run if you have already classed your local drugs/items using Version 1.0 of NDF. After the installation of Version 2.0 of NDF and the VA DRUG CLASS file is re-installed, you may wish to re-class your local items with an "XA" classification using the newly expanded "XA000" classification. It gives you a hard copy of the items from your local drug file which are "active" and have an "XA" VA Drug Classification.

You may queue the report to print, if you wish.

Select Printer: *[Select Print Device]*

#### LOCAL ITEMS WITH A "PROSTHETICS/SUPPLIES/DEVICES" VA CLASSIFICATION

Date printed: OCT 15,1998

Page: 1

NUMBER	LOCAL DRUG GENERIC NAME	VA CLASS	NEW CLASS
10515	ABDOMINAL BINDER SIZE 24-50IN	XA900	_____
10516	ABDOMINAL BINDER SIZE 48-64IN	XA900	_____
10638	ADHES DISC OSTOMY RELIASEAL #121200 1IN	XA900	_____
8664	ADHESIVE CEMENT 120ML (SKIN BOND) U#4000	XA900	_____
9869	ADHESIVE FORMULA 120ML #0024 (ATLANTIC)	XA900	_____
10543	ADHESIVE GASKET SEAL-TITE U#2687 1&1/4IN	XA900	_____
10177	ADHESIVE GASKET SEAL-TITE U#2687 1&1/8IN	XA900	_____
12239	ADHESIVE GASKET SEAL-TITE U#2687 1/2IN	XA900	_____
10175	ADHESIVE GASKET SEAL-TITE U#2687 1IN	XA900	_____
10178	ADHESIVE GASKET SEAL-TITE U#2687 5/8IN	XA900	_____

*[This report has been abbreviated to save space.]*

## Manually Classed Drugs Report [PSNMCLS] Synonym: MANC

This option generates a report, listing all active drugs in the local DRUG file (#50) that have been manually assigned a VA Drug Classification. The report will sort alphabetically by local drug generic name and will exclude supply items which have been assigned an "XA" classification.

You may print the report immediately, or delay printing until a later time.

### Example: Manually Classed Drugs Report

Select National Drug File Reports Menu Option: MANC Manually Classed Drugs Report

This report will give you an alphabetic listing, by local generic name, of the drugs from your local drug file which are "active" and have been assigned a manual VA Drug Classification through the option "Allow Unmatched Drugs To Be Classed". This report will exclude your supply items that have been assigned an "XA" class.

You may queue the report to print, if you wish.

Select Printer: *[Select Print Device]*

#### MANUALLY CLASSED DRUGS REPORT

Date printed: OCT 2,1998

Page: 1

NUMBER	LOCAL DRUG GENERIC NAME	VA DRUG CLASS
12354	A NEW STICKY DRUG FOR TESTING BRAIN POWE	CN103
10790	ACEBUTOLOL HCL 200MG CAP	CV100
10455	ACEBUTOLOL HCL 400MG CAP	CV100
263	SACCHARIN SODIUM 30MG SOL TAB 500/BT	PH000
292	ACETAMINOPHEN 325MG TAB	CN103
294	ACETAMINOPHEN 325MG TAB	CN103
11369	ACETAMINOPHEN 325MG TAB U/D	CN103
10372	ACETAMINOPHEN 325MG/10.15ML ELIXIR U/D	CN103
5826	ACETAMINOPHEN 500MG CAP	CN103
11531	ACETAMINOPHEN 500MG CAPLET	CN103
10373	ACETAMINOPHEN 650MG/20.3ML ELIXIR U/D	CN103
604	ACETAMINOPHEN W/CODEINE 30MG TAB	CN101

*[This report has been abbreviated to save space.]*

## Local Drugs with No Match to NDF Report [PSNONDF] Synonym: NMAT

This option generates a report that contains entries in your local DRUG file (#50) with no match to the National Drug files. You can print all drugs or only those marked for Outpatient Pharmacy use.

### Example: Local Drugs with No Match to NDF Report

Select National Drug File Reports Menu Option: NMAT Local Drugs With NO Match to NDF Report

This report should be run after executing the menu option "Merge National Drug File Data Into Local File". It gives you a hard copy of the drugs from your local DRUG file which are "active" and have no match to NDF. You have the choice to print ALL drugs or only drugs marked for Outpatient use. If you answer "yes" to the question, you will print all. If you answer "no", you will print only Outpatient use drugs. You may queue the report to print, if you wish.

Do you wish to print ALL drugs from your local file?

Enter Yes or No: YES

Select Printer: *[Select Print Device]*

#### LOCAL DRUGS WITH NO MATCH TO NDF

Date printed: OCT 2, 1998

Page: 1

NUMBER	LOCAL DRUG	GENERIC NAME	MANUAL CLASS	DEA, SPCL HDLG	INACTIVE DATE
1196	A AND D OINTMENT				
12354	A NEW STICKY DRUG FOR TESTING BRAIN POWE		CN103	9L	
6284	A-200 PYRINATE GEL			9	
12287	A-AIR				
12310	A-ALBUTEROL				
12302	A-ALFENTANIL				
12251	A-AMINOPHYLLINE				
12306	A-ATRACURIUM				
12269	A-ATROPINE SULFATE				
12290	A-BEZOCAINE 14%/TETRACAINE 2% SPRAY				

*[This report has been abbreviated to save space.]*



## Local Formulary Report [PSNFRMLY] Synonym: LOCF Locked: PSNMGR

This option is locked with the PSNMGR key, so only user with the PSNMGR key can access it. This report gives you a printed copy of formulary drugs from your local file with synonyms not marked as quick codes. You are asked first whether or not to include supply items. Next you are asked to type in a title for this report. You can print by Generic Name/Tradename (see Example 1) or VA Class Code (see Example 2). If you choose to print by VA Class code, the software will ask you to pick a range of VA Drug Class Codes. Only active drugs will print.



This report should only be run *after* executing the NDF software.

You may print the report immediately, or delay printing until a later time.

### Example 1: Formulary Report sorted by Generic/Tradename

```
Select National Drug File Reports Menu Option: LOCF Local Formulary Report
```

```
This report gives you a printed copy of formulary drugs from your local file with synonyms marked as trade names. You will be asked if you want to include supply items. You are asked to type in a title for this report.
```

```
You are then asked to print by Generic Name/Trade name or VA Class Code.
```

```
If you choose to print by VA Class Code, it will ask you to pick a range of VA Drug Class Codes. Only active drugs will print. Drugs with a future inactive date will print as well.
```

```
You may queue the report to print, if you wish.
```

```
Do you wish to include supply items? NO// <RET>
```

```
Enter title for report: HOSPITAL// <RET>
```

```
You may print by DRUG GENERIC NAME/TRADENAME or VA CLASS CODE.
```

```
Enter a <RET> or "G" to print by DRUG GENERIC NAME/TRADENAME or "C" for VA CLASS CODE.
```

```
Print by:
```

```
DRUG GENERIC NAME/TRADENAME// G GENERIC/TRADE
```

```
.....report follows on the next page.....
```

### Example 1: Formulary Report sorted by Generic/Tradename (cont.)

HOSPITAL FORMULARY

Date printed: SEP 21,1998  
Page: 1

GENERIC/TRADE NAME GENERIC/TRADE NAME	CLASS	PRICE / DISP UNT
A & D OINT. 5GM PK.	DE350	0.04 / PK
ACETA 325MG TABS ACETAMINOPHEN 325MG TAB UD	CN103	0.01 / TAB
ACETA-GESIC ACETAMINOPHEN 325MG TAB UD	CN103	0.01 / TAB
ACETAMIN W/CODEINE 30MG(TYLENOL#3)TAB UD	CN101	0.05 / BX
ACETAMIN W/CODEINE 30MG/12.5ML LIQ UD	CN101	0.22 / CUP
ACETAMIN W/OXYCODONE 5MG(PERCOCET)TAB UD	CN101	0.00 / TAB
ACETAMINOPHEN & OXYCODONE 5MG UD CAP	CN101	0.05 / CAP
ACETAMINOPHEN 325MG C.T.	CN103	0.01 / TAB
ACETAMINOPHEN 325MG TAB UD ACETA 325MG TABS	CN103	0.01 / TAB
ACETA-GESIC	CN103	0.01 / TAB
ACETAMINOPHEN 325MG TABLETS	CN103	0.01 / TAB
ALPRA 325	CN103	0.01 / TAB

*[This report has been abbreviated to save space.]*

### Example 2: Formulary Report sorted by VA Drug Class Code

Select National Drug File Reports Menu Option: **LOCF** Local Formulary Report

This report gives you a printed copy of formulary drugs from your local file with synonyms marked as trade names. You will be asked if you want to include supply items. You are asked to type in a title for this report. You are then asked to print by Generic Name/Trade name or VA Class Code. If you choose to print by VA Class Code, it will ask you to pick a range of VA Drug Class Codes. Only active drugs will print. Drugs with a future inactive date will print as well. You may queue the report to print, if you wish.

Do you wish to include supply items? NO// **<RET>**  
Enter title for report: HOSPITAL// **HOSPITAL FORMULARY**

You may print by DRUG GENERIC NAME/TRADENAME or VA CLASS CODE.  
Enter a **<RET>** or "G" to print by DRUG GENERIC NAME/TRADENAME or "C" for VA CLASS CODE.

Print by:  
DRUG GENERIC NAME/TRADENAME// **C** CLASS  
START WITH VA CLASSIFICATION: FIRST// **<RET>**

.....report follows on the next page.....

## Example 2: Formulary Report sorted by VA Drug Class Code (cont.)

HOSPITAL FORMULARY FORMULARY (BY VA DRUG CLASS)		Date printed: SEP 21,1998
		Page: 1
VA DRUG CLASS	PRICE /	
GENERIC NAME	DISP UNT	TRADE NAME(S)
-----		
AD100 ALCOHOL DETERRENTS		
DISULFIRAM 125MG TAB UD	0.060 / EA	
DISULFIRAM 250MG S.T.	0.211 / TAB	
DISULFIRAM 62.5MG.TAB UD	0.050 / EA	
AD300 HEAVY METAL ANTAGONISTS		
EDETATE CALCIUM DISODIUM INJ 5ML AMP	10.968 / AMP	
AD400 ANTIDOTES, DETERRENTS, AND POISON CONTROL EXCHANGE RESINS		
SOD POLYSTYRENE SULF SUSP 15GM/60ML 1PT	2.600 / EA	
SOD POLYSTYRENE SULF SUSP 15GM/60ML U.D.	3.000 / EA	
SODIUM POLYSTYRENE SULFONATE PWD 1LB	28.860 / EA	
AD900 ANTIDOTES/DETERRENTS, OTHER		
CHARCOAL 50GM W/SORBITOL IN SUSP 8OZ	3.250 / BT	
CHARCOAL POWDER 30GM U.D.	3.250 / EA	
DIGOXIN IMMUNE Fab F/INJ 40MG/VIAL	215.400 / EA	
FLUMAZENIL 0.5mg/5ml INJ	22.310 / AMP	
PRALIDOXIME 1GM INJ	7.848 / VI	

## National Formulary Report [PSNNFL] Synonym: NATF

This option allows you to generate a report of National Formulary names marked for National Formulary. This report can be sorted by National Formulary Name or VA Class. This information comes from the VA PRODUCTS file (# 50.68).

### Example: National Formulary Report

Select National Drug File Reports Menu Option: **NATF** National Formulary Report  
 This report will print out all National Formulary marked for National Formulary. You may sort by National Formulary Name or by VA Class. This information comes from the VA Product file.  
 This report requires 132 columns. You may queue the report to print, if you wish.

Sort by VA Class (C) or National Formulary Name (N)? **NAME**  
 Select Printer: *[Select Print Device]*

VHA NATIONAL FORMULARY (BY NAME) Date printed: OCT 2,1998  
 Page: 1

NATIONAL FORMULARY NAME	VA CLASS	RESTRICTION
ACARBOSE TAB	HS502	R
ACETAMINOPHEN ELIXIR	CN103	
ACETAMINOPHEN LIQUID	CN103	
ACETAMINOPHEN SUSP	CN103	
ACETAMINOPHEN TAB	CN103	
ACETAMINOPHEN/CODEINE ELIXIR	CN101	
ACETAMINOPHEN/CODEINE TAB	CN101	
ACETAMINOPHEN/HYDROCODONE TAB	CN101	
ACETAMINOPHEN/OXYCODONE TAB	CN101	
ACETAZOLAMIDE INJ	CV703	
ACETAZOLAMIDE TAB	CV703	
ACETIC ACID LIQUID	GU900 PH000	
ACYCLOVIR INJ	AM800	R
ACYCLOVIR SUSP	AM800	

*[This report has been abbreviated to save space.]*

## Drug-Drug Interaction Report [PSNTER] Synonym: DDIN

This option allows you to generate a report of all drug-drug interactions, both critical and significant, contained in the DRUG INTERACTION file (#56).

### Example: Drug-Drug Interaction Report

Select National Drug File Reports Menu Option: DDIN Drug-Drug Interaction Report

This report gives you a printed copy of the Drug Interaction name, Severity, and whether it was entered Nationally.

You may queue the report to print, if you wish.

START WITH NAME: FIRST// <RET>

DEVICE: *[Select Print Device]*

DRUG INTERACTION LIST	OCT 2,1998 14:35	PAGE 1
NAME	SEVERITY	NATIONALLY ENTERED
ACEBUTOLOL/ACETOHEXAMIDE	SIGNIFICANT	YES
ACEBUTOLOL/CHLORPROPAMIDE	SIGNIFICANT	YES
ACEBUTOLOL/CLONIDINE	SIGNIFICANT	YES
ACEBUTOLOL/DISOPYRAMIDE	SIGNIFICANT	YES
ACEBUTOLOL/EPINEPHRINE	SIGNIFICANT	YES
ACEBUTOLOL/FELODIPINE	SIGNIFICANT	YES
ACEBUTOLOL/GLIPIZIDE	SIGNIFICANT	YES
ACEBUTOLOL/GLYBURIDE	SIGNIFICANT	YES
ACEBUTOLOL/INDOMETHACIN	SIGNIFICANT	YES
ACEBUTOLOL/INSULIN	SIGNIFICANT	YES
ACEBUTOLOL/PIROXICAM	SIGNIFICANT	YES
ACEBUTOLOL/SULINDAC	SIGNIFICANT	YES
ACEBUTOLOL/TOLAZAMIDE	SIGNIFICANT	YES
ACEBUTOLOL/TOLBUTAMIDE	SIGNIFICANT	YES
ACEBUTOLOL/VERAPAMIL	CRITICAL	YES
ACETAMINOPHEN/SULFINPYRAZONE	SIGNIFICANT	YES
ACETOHEXAMIDE/ATENOLOL	SIGNIFICANT	YES
ACETOHEXAMIDE/BETAXOLOL	SIGNIFICANT	YES
ACETOHEXAMIDE/BISOPROLOL	SIGNIFICANT	YES
ACETOHEXAMIDE/CARTEOLOL	SIGNIFICANT	YES
ACETOHEXAMIDE/LABETALOL	SIGNIFICANT	YES
ACETOHEXAMIDE/METOPROLOL	SIGNIFICANT	YES
ACETOHEXAMIDE/NADOLOL	SIGNIFICANT	YES
ACETOHEXAMIDE/PENBUTOLOL	SIGNIFICANT	YES
ACETOHEXAMIDE/PINDOLOL	SIGNIFICANT	YES
ACETOHEXAMIDE/PROPRANOLOL	SIGNIFICANT	YES
ACETOHEXAMIDE/SOTALOL	SIGNIFICANT	YES
ACETOHEXAMIDE/TIMOLOL	SIGNIFICANT	YES
ACYCLOVIR/RIFAMPIN	CRITICAL	YES
ALFENTANIL/ERYTHROMYCIN	SIGNIFICANT	YES
ALLOPURINOL/AZATHIOPRINE	CRITICAL	YES
ALLOPURINOL/MERCAPTOPYRINE	CRITICAL	YES
ALPRAZOLAM/CLOZAPINE	SIGNIFICANT	YES

*[This report has been abbreviated to save space.]*

## VA Products Marked for CMOP Transmission [PSNCMOP] Synonym: CMOP

This option allows you to generate a report of all VA Product Names marked for Consolidated Mail Outpatient Pharmacy (CMOP) transmission. You can sort by VA Product Name or by the VA Identifier. This information comes from the VA PRODUCT file (# 50.68).

### Example 1: VA Product Marked for CMOP Transmission printed by VA Identifier

Select National Drug File Reports Menu Option: CMOP VA Products Marked for CMOP Transmission

This report will print out all VA Product Names marked for CMOP transmission. You may either sort by VA Product Name or by VA Identifier. This information comes from the VA Products file (NATIONALLY MARKED).

\*\*\* This is a long report \*\*\*

You may queue the report to print, if you wish.

Sort by VA Identifier (I) or VA Product Name (N)? I IDENTIFIER

DEVICE: *[Select Print Device]*

ID#	VA PRODUCT LIST VA PRINT NAME	VA DISP UNIT	Oct 02, 1998 13:57:31 PAGE 1
A0001	ACEBUTOLOL HCL 200MG CAP	CAP	
A0002	A & D OINT	GM	
A0003	ACEBUTOLOL HCL 400MG CAP	CAP	
A0004	ACETAMINOPHEN 100MG/ML SF DROPS	ML	
A0005	ACETAMINOPHEN 100MG/ML DROPS	ML	
A0007	ACETAMINOPHEN 120MG/5ML ELIXIR	ML	
A0009	ACETAMINOPHEN 130MG/5ML SOLN	ML	
A0010	ACETAMINOPHEN 160MG SPRINKLE CAP	CAP	
A0011	ACETAMINOPHEN 160MG TAB	TAB	
A0013	ACETAMINOPHEN 160MG/5ML LIQUID	ML	
A0015	APAP 200/PSEUDOEPHEDRINE 30MG CAP	CAP	
A0016	APAP 200/PSEUDOEPHEDRINE 30MG TAB	TAB	
A0017	APAP 250/SALICYLAMIDE 250MG CAP	CAP	
A0018	APAP 250/SALICYLAMIDE 600MG TAB	TAB	
A0019	APAP 300/CHLORZOXAZONE 250MG CAP	CAP	
A0020	APAP 300/CHLORZOXAZONE 250MG TAB	TAB	
A0021	ACETAMINOPHEN 325MG RTL SUPP	EA	

*[This report has been abbreviated to save space.]*

## Example 2: VA Product Marked for CMOP Transmission printed by VA Product Name

Select National Drug File Reports Menu Option: CMOP VA Products Marked for CMOP Transmission

This report will print out all VA Product Names marked for CMOP transmission.

You may either sort by VA Product Name or by VA Identifier.

This information comes from the VA Products file (NATIONALLY MARKED).

\*\*\* This is a long report \*\*\*

You may queue the report to print, if you wish.

Sort by VA Identifier (I) or VA Product Name (N)? NAME

DEVICE: *[Select Print Device]*

VA PRODUCT LIST	Oct 02, 1998 13:57:55 PAGE 1		
VA PRODUCT NAME	VA PRINT NAME	VA DISP UNIT	ID#
A & D OINT	A & D OINT	GM	A0002
ABCIXIMAB 2MG/ML INJ	ABCIXIMAB 2MG/ML INJ	ML	A0578
ABSORBASE TOP OINT	ABSORBASE TOP OINT	GM	A0489
ABSORBTIVE DRESSING 6GM #740036	ABSORBTIVE DRESSING 6GM #740036	6GM PKT	XA011
ACACIA POWDER	ACACIA POWDER	GM	A0617
ACARBOSE 100MG TAB	ACARBOSE 100MG TAB	TAB	A0600
ACARBOSE 100MG TAB UD	ACARBOSE 100MG TAB UD	TAB	A0996
ACARBOSE 25MG TAB	ACARBOSE 25MG TAB	TAB	A0987
ACARBOSE 50MG TAB	ACARBOSE 50MG TAB	TAB	A0599
ACARBOSE 50MG TAB UD	ACARBOSE 50MG TAB UD	TAB	A0997
ACCU-CHEK II CONTROL	ACCU-CHEK II CONTROL	EA	XA012
ACEBUTOLOL HCL 200MG CAP	ACEBUTOLOL HCL 200MG CAP	CAP	A0001
ACEBUTOLOL HCL 400MG CAP	ACEBUTOLOL HCL 400MG CAP	CAP	A0003
ACEL-IMUNE INJ	ACEL-IMUNE INJ	ML	A0618
ACETAMINOPHEN 100MG/ML DROPS	ACETAMINOPHEN 100MG/ML DROPS	ML	A0005
ACETAMINOPHEN 100MG/ML SF DROPS	ACETAMINOPHEN 100MG/ML SF DROPS	ML	A0004
ACETAMINOPHEN 120MG RTL SUPP	ACETAMINOPHEN 120MG RTL SUPP	EA	A0006
ACETAMINOPHEN 120MG/5ML ELIXIR	ACETAMINOPHEN 120MG/5ML ELIXIR	ML	A0007
ACETAMINOPHEN 125MG RTL SUPP	ACETAMINOPHEN 125MG RTL SUPP	EA	A0008

*[This report has been abbreviated to save space.]*

## VA Product Names By Class Report [PSNCLPR]    Synonym: PNCL

This option generates a report of all VA Product Names sorted by VA Drug Class. You can sort by Primary, Secondary, or Both classes. The information for this report comes from the VA PRODUCT file (# 50.68).

### Example: VA Product Names by Class

```
Select National Drug File Reports Menu Option: PNCL VA Product Names By Class Report
This report will print out all VA Product Names by VA Drug Class. You may
sort by Primary, Secondary, or Both Classes. This information comes from
the VA Products file.
You may queue the report to print, if you wish.
```

```
Sort by Primary (P), Secondary (S), or Both (B) Classes? PRIMARY
DEVICE: [Select Print Device]
```

```
VA PRODUCT LIST                               Oct 02, 1998 13:58:32 PAGE 1
```

```
PRIMARY
VA CLASS
CODE
```

```
VA PRODUCT NAME
```

```
-----
AD100    DISULFIRAM 250MG TAB
AD100    DISULFIRAM 500MG TAB
AD200    CYANIDE ANTIDOTE PACKAGE INJ
AD200    METHYLENE BLUE 1% INJ
AD200    NA SULFITE 0.0125%/NA THIOSULFATE 10%/NACL 0.3% INJ
AD200    SODIUM THIOSULFATE 100MG/ML INJ
AD200    SODIUM THIOSULFATE 250MG/ML INJ
AD300    DEFEROXAMINE MESYLATE 100MG/ML INJ
AD300    DIMERCAPROL 100MG/ML INJ
AD300    EDETATE CA DISODIUM 200MG/ML INJ
AD300    EDETATE DISODIUM 150MG/ML INJ
AD300    SUCCIMER 100MG CAP
AD300    TRIENTINE HCL 250MG CAP
AD400    SODIUM POLYSTYRENE SULFONATE 15GM/60ML SUSP
AD400    SODIUM POLYSTYRENE SULFONATE 30GM/120ML RTL
AD400    SODIUM POLYSTYRENE SULFONATE 50GM/200ML SUSP,RTL
AD400    SODIUM POLYSTYRENE SULFONATE PWDR
AD900    CHARCOAL 260MG CAP,ORAL
AD900    CHARCOAL 60ML #4/IPECAC SYRUP 30ML/KIT
AD900    CHARCOAL,ACTIVATED 15GM/120ML LIQUID
AD900    CHARCOAL,ACTIVATED 15GM/75ML LIQUID
AD900    CHARCOAL,ACTIVATED 25GM/120ML LIQUID
AD900    CHARCOAL,ACTIVATED 25GM/SORBITOL 120ML LIQUID
AD900    CHARCOAL,ACTIVATED 30GM/120ML LIQUID
AD900    CHARCOAL,ACTIVATED 30GM/SORBITOL 70% 150ML LIQUID
AD900    CHARCOAL,ACTIVATED 50GM/240ML LIQUID
AD900    CHARCOAL,ACTIVATED 50GM/SORBITOL 240ML LIQUID
AD900    CHARCOAL,ACTIVATED PWDR
AD900    CHLORPHENIRAMINE 2MG TAB #4/EPINEPHRINE 1MG SYR/KIT
AD900    DEXTRAN-1,150MG/ML INJ
AD900    DIGOXIN IMMUNE FAB (OVINE) 40MG/VIL INJ
AD900    FLUMAZENIL 0.1MG/ML INJ
AD900    FOMEPIZOLE 1GM/ML INJ
```

*[This report has been abbreviated to save space.]*



## Local Drug/VA Print Name Report [PSNVAPRINT] Synonym: LDPN

This option generates a report listing all active entries in the local DRUG file (#50) for which the Generic Name does not match the VA Print Name stored in the National Drug File. You can sort this report alphabetically using a range of letters, or display all entries in the file that meet this criteria.

### Example: Local Drug/VA Print Name Report

```
Select National Drug File Reports Menu Option: Local Drug/VA Print Name Report
```

```
This report shows a list of the active drugs in local DRUG file where the  
GENERIC NAME does not match the VA PRINT NAME.
```

```
Select one of the following:
```

```
  A          ALL  
  S          SELECT A RANGE
```

```
Print Report for (A)ll Drugs or (S)elect a Range of Drugs: S// SELECT A RANGE
```

```
There are drugs in the Drug file with leading numerics.
```

```
Print report for drugs with leading numerics? N// O
```

```
To see drugs beginning with the letter 'A', enter 'A', or whichever letter you  
wish to see. To see drugs in a range, for example drugs starting with the  
letters 'G', 'H', 'I' and 'J', enter in the format 'G-J'.
```

```
Select a Range: A-B
```

```
This report will include drugs starting with the letter A,  
and ending with drugs starting with the letter B.
```

```
Is this correct? Y// ES
```

```
DEVICE: HOME// VIRTUAL Right Margin: 80//
```

..... *report follows on the next page* .....

## Example: Local Drug/VA Print Name Report (cont.)

Local Drug/VA Print Name Report for Drug Names Beginning with the letter A through B	
Date printed: MAR 16,2001	Page: 1
Generic Name	VA Print Name
-----	-----
A AND D OINTMENT	A & D OINT
ABSORBABLE GELATIN FILM	
ABSORBABLE GELATIN SPONGE SZ. 12	HYDROCORTISONE 10MG TAB
ABSORBABLE GELATIN SPONGE SZ.7	
ABSORBABLE GELATIN SPONGE-100	
ACE BANDAGE 4 INCH	ADHESIVE ELASTIC BANDAGE
ACETAMINOPHEN 325MG TABLET	ACETAMINOPHEN 325MG TAB
ACETAMINOPHEN 650MG SUPPOS.	ACETAMINOPHEN 650MG RTL SUPP
ACETAMINOPHEN AND CODEINE 30MG	CODEINE 30/ACETAMINOPHEN 300MG TAB
ACETAMINOPHEN, CODEINE ELIXIR (OZ)	CODEINE 12/APAP 120MG/5ML ELIXIR
ACETAMINPHEN 325MG CT	ACETAMINOPHEN 325MG TAB
ACETAZOLAMIDE 250MG S.T.	ACETAZOLAMIDE 250MG TAB
ACETAZOLAMIDE 500MG INJ	ACETAZOLAMIDE NA 500MG/VIL INJ
ACETAZOLAMIDE 500MG SEQUELS	ACETAZOLAMIDE 500MG SA CAP
ACETEST 100'S	ACETEST TAB (NOT FOR ORAL USE)
ACETIC ACID 0.25% IRRIG. 500ML	ACETIC ACID 0.25% IRRG SOLN
ACETIC ACID 2% OTIC SOL 15 ML	ACETIC ACID 2% OTIC SOLN
ACETIC ACID 2%/HC 1% OTIC SOL	ACETIC ACID 2/HC 1% OTIC SOLN
ACETYLCHOLINE CHL INTRAOCULAR	ACETYLCHOLINE CHLORIDE 1% OPH SOLN
ACETYLCYSTEINE 20% 30ML	ACETYLCYSTEINE 20% INHL SOLN
ACTIVATED CHARCOAL USP	ACTIVATED CHARCOAL 250MG TAB

*[This report has been abbreviated to save space.]*

## Local Drugs Excluded from Drug-Drug Interactions [PSNODDI] Synonym: LDRG

This option generates a report of local dispense drugs which are matched to VA Products that are marked as EXCLUDE from drug-drug interaction checking.

### Example: Local Drugs Excluded from Drug-Drug Interactions

Select National Drug File Reports Menu Option: LDRG Local Drugs Excluded from Drug-Drug Interactions

This report gives you a printed copy of Dispense Drugs from your local file which are matched to VA Products that are marked as EXCLUDE from Drug-Drug Interaction checking.  
You may queue the report to print, if you wish.

START WITH GENERIC NAME: FIRST//<ENTER>

DEVICE: GENERIC INCOMING TELNET

DISPENSE DRUGS MATCHED TO VA PRODUCTS EXCLUDED FROM DRG-DRG INTERACTION CHECKING

GENERIC NAME VA PRODUCT NAME	VA DRUG CLASS	DOSE FORM
A AND Z OINTMENT VITAMIN A/VITAMIN D OINT, TOP	DE350	OINT, TOP
ABSORBABLE GELATIN SPONGE SZ.7 GELATIN, ABSORBABLE SPONGE, SZ 12, 7MM	BL300	SPONGE
ABSORBABLE GELATIN SPONGE-100 GELATIN, ABSORBABLE SPONGE, SZ 100	BL300	SPONGE
ACE BANDAGE 4 INCH ADHESIVE BANDAGE, ELASTIC	XA108	BANDAGE
ACETIC ACID 0.25% IRRIG. 500ML ACETIC ACID 0.25% SOLN, IRRG	IR100	SOLN, IRRG

*[This report has been abbreviated to save space.]*

## VA Products Excluded from Drug-Drug Interactions [PSNexmpt] Synonym: VDRG

This option generates a report of active VA Products marked as EXCLUDE from drug-drug interaction checking.

### Example: VA Products Excluded from Drug-Drug Interactions

Select National Drug File Reports Menu Option: **VDRG** VA Products Excluded from Drug-Drug Interactions

This report gives you a printed copy of active VA Products marked as EXCLUDE from Drug-Drug Interaction checking.  
You may queue the report to print, if you wish.

START WITH NAME: FIRST// **<ENTER>**

DEVICE: GENERIC INCOMING TELNET

VA Products Marked As Exclude From Drg-Drg Interaction Checking

JUL 29,2003 14:33 PAGE 1

-----

ABSORBASE OINT, TOP  
ABSORBTIVE DRESSING 6GM #740036  
ACCESS PIN, NEEDLE-FREE ALARIS #2200E  
ACCU-CHEK ACTIVE (GLUCOSE) HI/LO CONTROL SOLN  
ACCU-CHEK ACTIVE (GLUCOSE) TEST STRIP  
ACCU-CHEK COMFORT CURVE (GLUCOSE) HI/LO CONTROL SOLN  
ACCU-CHEK COMFORT CURVE (GLUCOSE) HI/MED/LO CONTROL SOLN  
ACCU-CHEK COMFORT CURVE (GLUCOSE) TEST STRIP  
ACCU-CHEK COMFORT CURVE-H (GLUCOSE) HI/LO CONTROL SOLN  
ACCU-CHEK COMFORT CURVE-H (GLUCOSE) TEST STRIP  
ACCU-CHEK COMPACT (GLUCOSE) TEST DRUM,17  
ACCU-CHEK II CONTROL  
ACCU-CHEK INSTANT (GLUCOSE) CONTROL SOLN  
ACCU-CHEK INSTANT (GLUCOSE) METER  
ACCU-CHEK INSTANT (GLUCOSE) TEST STRIP  
ACCU-CHEK INSTANT DM (GLUCOSE) METER

## Using the Inquire Options

---

### Inquiry Options

[PSNQUER] **Synonym: INQ**

This sub-menu contains all the inquiry options in the National Drug File package.

*LINQ     Inquire To Local Drug File*  
*PNIN     Inquire to VA Product Info For Local Drug \**  
*NDCU     NDC/UPN Inquiry*  
*NAT       Inquire to National Files*

*\*Formerly Lookup National Drug Info In Local File.*

### Inquire to Local Drug File

[PSNVIEW] **Synonym: LINQ**

This option allows you to view the local DRUG file (#50) by Generic Name/Synonym or VA Drug Class Code. If you choose a VA Drug Class Code, you may enter either the code or the class name. For VA Drug Class Code, the software will sort by the least expensive price in the PRICE PER DISPENSE UNIT field (#16). The Generic Name, VA Drug Class Code, Price Per Dispense Unit, Message, and Synonyms not marked as quick codes are displayed. Only active formulary drugs can be viewed.

### Example 1: Inquire to Local Drug File by Generic Name Chosen

```
Select Inquiry Options Option: LINQ Inquire To Local Drug File
You may look-up by DRUG GENERIC NAME or VA CLASS CODE
Enter a "G" for GENERIC NAME or a "C" for VA CLASS CODE: G          GENERIC

Select DRUG GENERIC NAME : NORPACE
  1  NORPACE  PENICILLAMINE 125MG CAP          MS104
  2  NORPACE  DISOPYRAMIDE 150MG CAP
  3  NORPACE 100MG CAP  DISOPYRAMIDE 100MG CAP          CV300
  4  NORPACE 150MG CAP  DISOPYRAMIDE 150MG CAP          CV300
  5  NORPACE CR 100MG CAP  DISOPYRAMIDE **CR** 100MG CAP          CV300

Press <RETURN> to see more, '^' to exit this list, OR
CHOOSE 1-5: 2  DISOPYRAMIDE 150MG CAP
```

..... report follows on the next page .....

## Example 1: Inquire to Local Drug File by Generic Name Chosen (cont.)

```
GENERIC NAME:  DISOPYRAMIDE 150MG CAP
```

```
VA DRUG CLASS CODE:
```

```
PRICE/DISPENSING UNIT:  0.160
```

```
MESSAGE:
```

```
SYNONYM(S) :
```

```
NORPACE
```

You may look-up by DRUG GENERIC NAME or VA CLASS CODE

Enter a "G" for GENERIC NAME or a "C" for VA CLASS CODE: <RET>

### Inquire to VA Product Info For Local Drug [PSNLOOK] **Synonym: PNIN**

This option was formerly known as *Lookup National Drug Info in Local File*. This option allows you to look up entries in the local DRUG file (#50). It will display information found in the VA PRODUCT file (# 50.68) for the VA Product Name to which the local drug is matched.

Patch PSN\*4\*396 modified this option to include the following fields from the VA PRODUCT file (#50.68) when values are defined:

- HAZARDOUS TO HANDLE field (#101)
- HAZARDOUS TO DISPOSE field (#102)
- PRIMARY EPA CODE field (#103)
- WASTE SORT CODE field (#104)
- DOT SHIPPING CODE field (#105)
- FORMULARY DESIGNATOR field (#109)
- FORMULARY DESIGNATOR TEXT field (#110)
- CLINICAL EFFECT multiple (#50.68108)
  - PACKAGE field (#.01)
  - OMIT EXP/DC ORDER CHECK field (#1)
  - DURATION LIMIT field (#2)

With patch PSN\*4\*513 users will see these fields populated or displayed. When data is populated, the hazardous waste group of fields will display after Maximum Days Supply. FORMULARY DESIGNATOR field (#109) will display after NATIONAL FORMULARY INDICATOR and FORMULARY DESIGNATOR TEXT field (#110) will display as "Product Text" after NATIONAL RESTRICTION". The CODING SYSTEM multiple (#43) will be populated with

RxNorm data.

The DURATION LIMIT field (#2) of the CLINICAL EFFECTS multiple (#50.68108) defines the time frame that expired and discontinued orders are omitted from Medication Order Check Application (MOCHA) enhanced order checking. The default value of NO will be displayed after Override DF Exclude from Dosage Checks. The CLINICAL EFFECTS fields will not be populated until a future patch and until that time the default value of NO will be displayed.

### Example: Lookup National Drug Info in Local File

```
Select Inquiry Options Option: PNIN Inquire to VA Product Info For Local Drug
```

This option will allow you to look up entries in your local DRUG file. It will display National Drug File software match information.

### Exclude Interaction check=Y, Override DF Exclude from Dosage Check =N

Note that the Exclude Drg-Drg Interaction Ck field only displays when set to 'Yes.' If a dosage form has been excluded from dosage checks that fact will be displayed next to the dosage form.

```
Select DRUG GENERIC NAME: HYDROCORTISONE 1% CREAM          DE200

          DRUG Generic Name:  HYDROCORTISONE 1% CREAM
          VA Product Name:  HYDROCORTISONE 1% CREAM, TOP
          VA Generic Name:  HYDROCORTISONE
Dosage Form:  CREAM, TOP  (Exclude from Dosing Cks)
Strength: 1 Units: %
National Formulary Name:  HYDROCORTISONE CREAM, TOP
VA Print Name:  HYDROCORTISONE 1% CREAM
VA Product Identifier:  H0055                      Transmit To CMOP: YES
VA Dispense Unit:  GM
PMIS:  HYDROCORTISONE - TOPICAL
Active Ingredients:
          HYDROCORTISONE                      Str: 1          Unt: %

Press Return to Continue:

Primary Drug Class:  DE200
CS Federal Schedule:  None
Single/Multi Source Product:
Max Single Dose:                      Min Single Dose:
Max Daily Dose:                      Min Daily Dose:
Max Cumulative Dose:
National Formulary Indicator:  Yes
Formulary Designator:  PA-N
```

Product Text: THIS PRODUCT REQUIRED APPROVAL AT THE NATIONAL LEVEL PRIOR TO DISPENSING. SEE PBM CRITERIA FOR USE. Copay Tier: 2  
Copay Effective Date: APR 1, 2016

Exclude Drg-Drg Interaction Ck: Yes (No check for Drug-Drug Interactions)  
Override DF Exclude from Dosage Checks: No

CLINICAL EFFECT DURATION: NO

Auto-Create Default Possible Dosage? Yes  
Maximum Days Supply:

Hazardous to Handle: YES  
Hazardous to Dispose: YES  
    Primary EPA Code: DEA  
    Waste Sort Code: UPC3  
    DOT Shipping Name: FLAMMABLE

Press Return to Continue:

AUTO-CREATE DEFAULT POSSIBLE DOSAGE? YES  
MAXIMUM DAYS SUPPLY:

PRESS RETURN TO CONTINUE:

CODING SYSTEM: RXNORM  
CODE: 898587

RESTRICTION:  
REFER TO VA/DOD HYPERLIPIDEMIA TREATMENT GUIDELINES

Select DRUG GENERIC NAME:

In this example, the Dosage Form of 'Oil' is excluded from dosage checks, but since the Override DF Exclude from Dosage Checks is set to 'Yes', dosage checks will be performed for the VA Product, 'Cod Liver Oil.'

```
Select DRUG GENERIC NAME: Cod liver oil
  1  COD LIVER OIL                VT801
  2  COD LIVER OIL/TALC/ZINC OXIDE 40% OINT          DE900
CHOOSE 1-2: 1  COD LIVER OIL                VT801

          DRUG Generic Name:  COD LIVER OIL
          VA Product Name:  COD LIVER OIL
          VA Generic Name:  COD LIVER OIL
Dosage Form: OIL  (Exclude from Dosing Cks)
Strength:
National Formulary Name: COD LIVER OIL OIL
VA Print Name: COD LIVER OIL
VA Product Identifier: C0504                      Transmit To CMOP: YES
```



VA Dispense Unit: ML

PMIS: None

Active Ingredients:

COD LIVER OIL

Str:

Press Return to Continue:

Primary Drug Class: VT801

CS Federal Schedule: None

Single/Multi Source Product:

Max Single Dose:

Min Single Dose:

Max Daily Dose:

Min Daily Dose:

Max Cumulative Dose:

National Formulary Indicator: No

Copay Tier: 0

Copay Effective Date: APR 1, 2016

Override DF Exclude from Dosage Checks: Yes (Dosage Checks shall be performed)

CLINICAL EFFECT DURATION: NO

Auto-Create Default Possible Dosage? Yes

Maximum Days Supply:

Hazardous to Handle: YES

Hazardous to Dispose: YES

Primary EPA Code: DEA

Waste Sort Code: UPC3

DOT Shipping Name: FLAMMABLE

Press Return to Continue:

Auto-Create Default Possible Dosage? Yes

Maximum Days Supply:

Press Return to Continue:

Coding System: RxNorm

Code: 89800

Restriction:

Refer to VA/DoD Hyperlipidemia treatment guidelines

Select DRUG GENERIC NAME:

**Exclude Interaction check=not set, Override DF Exclude from Dosage Check =Y**  
In this example, the Dosage Form of 'Powder,Oral' IS NOT excluded from dosage checks, but since the Override DF Excluded from Dosage Checks is set to 'Yes', dosage checks will not be performed for the VA Product , 'Thick-It Powder'.

Select DRUG GENERIC NAME: THICK-IT POWDER TN200

DRUG Generic Name: THICK-IT POWDER  
VA Product Name: THICK-IT POWDER  
VA Generic Name: THICK-IT  
Dosage Form: POWDER, ORAL  
Strength:  
National Formulary Name: THICK-IT POWDER, ORAL  
VA Print Name: THICK-IT POWDER  
VA Product Identifier: T0557 Transmit To CMOP: YES  
VA Dispense Unit: GM  
PMIS: None  
Active Ingredients:  
CORN STARCH Str:

Press Return to Continue: <ENTER>

Primary Drug Class: TN200  
CS Federal Schedule: 0 Unscheduled  
Single/Multi Source Product:  
Max Single Dose: Min Single Dose:  
Max Daily Dose: Min Daily Dose:  
Max Cumulative Dose:  
National Formulary Indicator: Yes  
Formulary Designator: PA-N  
Product Text: THIS PRODUCT REQUIRED APPROVAL AT THE NATIONAL LEVEL PRIOR TO  
DISPENSING. SEE PBM CRITERIA FOR USE. Copay Tier: 0  
Copay Effective date: APR 1, 2016

Override DF Exclude from Dosage Checks: Yes (No Dosage Checks performed)  
CLINICAL EFFECT DURATION: NO

Auto-Create Default Possible Dosage? Yes  
Maximum Days Supply:

Hazardous to Handle: YES  
Hazardous to Dispose: YES  
Primary EPA Code: DEA  
Waste Sort Code: UPC3  
DOT Shipping Name: FLAMMABLE

Press Return to Continue:

Auto-Create Default Possible Dosage? Yes  
Maximum Days Supply:

Press Return to Continue:

Coding System: RxNorm  
Code: 8987

Restriction:  
Refer to VA/DoD Hyperlipidemia treatment guidelines

Select DRUG GENERIC NAME:

## Auto-Creation of Supra-Therapeutic Possible Dosages

In order to prevent inadvertent creation of supra-therapeutic possible dosages for high risk medications during the dosage creation segment of Pharmacy Data Management and National Drug File updates, three patches have been released. Patch PSN\*4\*261 added three new fields to the VA PRODUCT file (#50.68). Patch PSN\*4\*262, in conjunction with Pharmacy Data Management patch PSS\*1\*155, provides the functionality to determine if possible dosages should be auto-created or not during the match/re-match process.

PSN\*4\*262 contains changes to the *Inquire to VA Product Info For Local Drug* [PSNLOOK] option to include the display of the new fields.



For more information about the new fields, refer to PSN\*4\*261. For information on how the new fields affect auto-creation of possible dosages during the match and re-match process, refer to patch PSS\*1\*155. For more information about the supra-therapeutic dosages project, refer to the Release Notes for these patches.

### Example 1: Auto-Create Default Possible Dosage=Yes [PSNLOOK]

Select OPTION NAME: PSNLOOK  
This option will allow you to look up entries in your local DRUG file. It will display National Drug File software match information.

```
Select DRUG GENERIC NAME:      NIFEDIPINE 20MG CAPS          CV200

          DRUG Generic Name:  NIFEDIPINE 20MG CAPS
          VA Product Name:    NIFEDIPINE 20MG CAP
          VA Generic Name:    NIFEDIPINE
Dosage Form: CAP,ORAL
Strength: 20 Units: MG
National Formulary Name: NIFEDIPINE CAP,ORAL
VA Print Name: NIFEDIPINE 20MG CAP
VA Product Identifier: N0042          Transmit To CMOP: YES
VA Dispense Unit: CAP
PMIS: NIFEDIPINE - ORAL
Active Ingredients:
      NIFEDIPINE          Str: 20          Unt: MG

Press Return to Continue:
```

```
Primary Drug Class: CV200
CS Federal Schedule:  None
Single/Multi Source Product:
Max Single Dose:
Max Daily Dose:
Max Cumulative Dose:
National Formulary Indicator: No
Copay Tier: 3
Copay Effective Date: APR 1, 2016

Min Single Dose:
Min Daily Dose:

Override DF Exclude from Dosage Checks: No

CLINICAL EFFECT DURATION: NO

Auto-Create Default Possible Dosage? Yes
Maximum Days Supply:

Hazardous to Handle: YES
Hazardous to Dispose: YES
    Primary EPA Code: DEA
    Waste Sort Code: UPC3
    DOT Shipping Name: FLAMMABLE

Restriction:
Refer to PBM/MAP criteria for use of long-acting dihydropyridine calcium
antagonists

Press Return to Continue:
```

### **Example 2: Auto-Create Default Possible Dosage= No, and No Possible Dosages Created [PSNLOOK]**

```
...
National Formulary Indicator: No
Copay Tier: 3
Copay Effective Date: APR 1, 2016

Override DF Exclude from Dosage Checks: No

CLINICAL EFFECT DURATION: NO

Auto-Create Default Possible Dosage? No
    Possible Dosages To Auto-Create: No Possible Dosages
Maximum Days Supply:

Hazardous to Handle: YES
Hazardous to Dispose: YES
    Primary EPA Code: DEA
    Waste Sort Code: UPC3
    DOT Shipping Name: FLAMMABLE
```

### **Example 3: Auto-Create Default Possible Dosage= No, and Create One Possible Dosage [PSNLOOK]**

```
...
National Formulary Indicator: No
Copay Tier: 3
Copay Effective Date: APR 1, 2016

Override DF Exclude from Dosage Checks: No

CLINICAL EFFECT DURATION: NO

Auto-Create Default Possible Dosage? No
    Possible Dosages To Auto-Create: 1x Possible Dosages
                                   Package: Inpatient

Maximum Days Supply:

Hazardous to Handle: YES
Hazardous to Dispose: YES
    Primary EPA Code: DEA
    Waste Sort Code: UPC3
    DOT Shipping Name: FLAMMABLE
```

#### **Example 4: Auto-Create Default Possible Dosage= No, and Create Two Possible Dosages [PSNLOOK]**

```
...
National Formulary Indicator: No
Copay Tier: 3
Copay Effective Date: APR 1, 2016

Override DF Exclude from Dosage Checks: No

CLINICAL EFFECT DURATION: NO

Auto-Create Default Possible Dosage? No
    Possible Dosages To Auto-Create: 2x Possible Dosages
                                   Package: Inpatient and Outpatient

Maximum Days Supply:

Hazardous to Handle: YES
Hazardous to Dispose: YES
    Primary EPA Code: DEA
    Waste Sort Code: UPC3
    DOT Shipping Name: FLAMMABLE
```

#### **Fixed Medication Copayment Tier**

PSN\*4.0\*492 contains changes to the *Inquire to VA Product Info For Local Drug* [PSNLOOK] option to include the display of the new fields as part of the Fixed Medication Copay Tier project.



For more information about the new fields, refer to the patch description for PSN\*4.0\*492 in Forum.

The Copay Tier fields will be displayed after the National Formulary Indicator Field.

```
Primary Drug Class: BL110
CS Federal Schedule: 0  Unscheduled
Single/Multi Source Product: Multi
Max Single Dose:                               Min Single Dose:
Max Daily Dose:                               Min Daily Dose:
Max Cumulative Dose:
National Formulary Indicator: Yes
Formulary Designator: PA-N
Product Text: THIS PRODUCT REQUIRED APPROVAL AT THE NATIONAL LEVEL PRIOR TO
DISPENSING. SEE PBM CRITERIA FOR USE. Copay Tier:
Copay Effective Date:

Override DF Exclude from Dosage Checks: No

CLINICAL EFFECT DURATION: NO

Auto-Create Default Possible Dosage? Yes
Maximum Days Supply:
Hazardous to Handle: YES
Hazardous to Dispose: YES
    Primary EPA Code: DEA
    Waste Sort Code: UPC3
    DOT Shipping Name: FLAMMABLE
```

### **Example 1: Auto-Create Default Possible Dosage= No, and Create One and Two Possible Dosages [PSNLOOK]**

```
Select Inquiry Options Option: PNIN  Inquire to VA Product Info For Local
Drug
```

This option will allow you to look up entries in your local DRUG file. It will display National Drug File software match information.

```
Select DRUG GENERIC NAME: DICLOX
  1  DICLOXACILLIN 250MG CAP                AM112
  2  DICLOXACILLIN SUSP 62.5MG/5ML 80ML    AM112
CHOOSE 1-2: 1  DICLOXACILLIN 250MG CAP    AM112

DRUG Generic Name:  DICLOXACILLIN 250MG CAP
```

VA Product Name: DICLOXACILLIN NA 250MG CAP  
VA Generic Name: DICLOXACILLIN  
Dosage Form: CAP,ORAL  
Strength: 250 Units: MG  
National Formulary Name: DICLOXACILLIN CAP,ORAL  
VA Print Name: DICLOXACILLIN NA 250MG CAP  
VA Product Identifier: D0064 Transmit To CMOP: YES  
VA Dispense Unit: CAP  
PMIS: DICLOXACILLIN - ORAL  
Active Ingredients:  
DICLOXACILLIN Str: 250 Unt: MG

Press Return to Continue:

Primary Drug Class: AM112  
CS Federal Schedule: None  
Single/Multi Source Product:  
Max Single Dose: Min Single Dose:  
Max Daily Dose: Min Daily Dose:  
Max Cumulative Dose:  
National Formulary Indicator: Yes  
Formulary Designator: PA-N  
Product Text: THIS PRODUCT REQUIRED APPROVAL AT THE NATIONAL LEVEL PRIOR TO  
DISPENSING. SEE PBM CRITERIA FOR USE. Copay Tier: 3  
Copay Effective Date: APR 05, 2016

Override DF Exclude from Dosage Checks: No

CLINICAL EFFECT DURATION: NO

Auto-Create Default Possible Dosage? No  
Possible Dosages To Auto-Create: 1x and 2x Possible Dosages

Maximum Days Supply:

Hazardous to Handle: YES  
Hazardous to Dispose: YES  
Primary EPA Code: DEA  
Waste Sort Code: UPC3  
DOT Shipping Name: FLAMMABLE

Press Return to Continue:

## NDC/UPN Inquiry [PSNUPN] **Synonym: NDCU**

With this option you can enter an NDC or UPN to get the corresponding information displayed to the screen. This data comes from the NDC/UPN file (#50.67).

### **Example: Inquiry using an NDC**

Select Inquiry Options Option: **NDC** NDC/UPN Inquiry

This option allows you to pick an NDC or UPN and the corresponding information from NDC/UPN file will be displayed to the screen.

Do you want to Inquire on an NDC or UPN:

Select one of the following:

N	NDC
U	UPN

Enter response: NDC// <ENTER>

Select NDC/UPN: 510002014150

1 510002014150 86849

2 510002014150 86850

CHOOSE 1-2: 2 86850

NDC: 510002014150

OTX/RX Indicator:

Manufacturer: FEDERAL SUPPLY

Trade Name: COTTON BALL

Package Size: 2000

Package Type: BAG

Do you want to Inquire on an NDC or UPN:

Select one of the following:

N	NDC
U	UPN

Enter response: NDC// <ENTER>

Select NDC/UPN: <ENTER>



## Inquire to National Files

[PSNACT] Synonym: NAT

The Inquire to National Files displays information related to products contained within the national files. The product may be selected by entering the VA Product Name, CMOP ID or NDC.

Select Inquiry Options Option: **NAT** Inquire to National Files

This option allows you to lookup NDF file information three ways (VA Product Name, NDC, or CMOP ID number).

LOOKUP BY (VA) PRODUCT, (N)DC, OR (C)MOP ID ?

### Auto-Creation of Supra-Therapeutic Possible Dosages

In order to prevent inadvertent creation of supra-therapeutic possible dosages for high risk medications during the dosage creation segment of Pharmacy Data Management and National Drug File updates, three patches have been released. Patch PSN\*4\*261 added three new fields to the VA PRODUCT file (#50.68). Patch PSN\*4\*262, in conjunction with Pharmacy Data Management patch PSS\*1\*155, provides the functionality to determine if possible dosages should be auto-created or not during the match/re-match process.

PSN\*4\*262 contains changes to the *Inquire to National Files* [PSNACT] option to include the display of the new fields.



For more information about the new fields, refer to PSN\*4\*261. For information on how the new fields affect auto-creation of possible dosages during the match and re-match process, refer to patch PSS\*1\*155.

Patch PSN\*4\*396 modified this option to include the following fields from the VA PRODUCT file (#50.68) when values are defined:

- HAZARDOUS TO HANDLE field (#101)
- HAZARDOUS TO DISPOSE field (#102)
- PRIMARY EPA CODE field (#103)
- WASTE SORT CODE field (#104)
- DOT SHIPPING CODE field (#105)
- FORMULARY DESIGNATOR field (#109)
- FORMULARY DESIGNATOR TEXT field (#110)
- CLINICAL EFFECT multiple (#50.68108)
  - PACKAGE field (#.01)
  - OMIT EXP/DC ORDER CHECK field (#1)
  - DURATION LIMIT field (#2)

With patch PSN\*4\*513 users will see these fields populated or displayed.

When data is populated, the hazardous waste group of fields will display after Maximum Days Supply. FORMULARY DESIGNATOR field (#109) will display after NATIONAL FORMULARY INDICATOR and FORMULARY DESIGNATOR TEXT field (#110) will display as "Product Text" after NATIONAL RESTRICTION". The CODING SYSTEM multiple (#43) will be populated with RxNorm data.

The DURATION LIMIT field (#2) of the CLINICAL EFFECTS multiple (#50.68108) defines the time frame that expired and discontinued orders are omitted from Medication Order Check Application (MOCHA) enhanced order checking. The default value of NO will be displayed after Override DF Exclude from Dosage Checks. The CLINICAL EFFECTS fields will not be populated until a future patch and until that time the default value of NO will be displayed.

### Example 1: NDF Inquiry by VA Product Name

```
LOOKUP BY (VA) PRODUCT, (N)DC, OR (C)MOP ID ? VA VA PRODUCT
Select VA PRODUCT NAME: hydrocortisone
  1  HYDROCORTISONE 0.1% CREAM, TOP Tier 0
  2  HYDROCORTISONE 0.25% CREAM, TOP
  3  HYDROCORTISONE 0.25% LOTION
  4  HYDROCORTISONE 0.25%/NEOMYCIN SO4 0.5% CREAM, TOP
  5  HYDROCORTISONE 0.5% AEROSOL, TOP
Press <RETURN> to see more, '^' to exit this list, OR
CHOOSE 1-5: 1  HYDROCORTISONE 0.1% CREAM, TOP

VA Product Name: HYDROCORTISONE 0.1% CREAM, TOP
VA Generic Name: HYDROCORTISONE
Dose Form: CREAM, TOP (Exclude from Dosing Cks)
Strength: 0.1 Units: %
National Formulary Name: HYDROCORTISONE CREAM, TOP
VA Print Name: HYDROCORTISONE 0.1% CREAM
```

..... report continues on the next page .....

## Example 1: NDF Inquiry by VA Product Name (cont.)

```
VA Product Identifier: H0161 Transmit to CMOP: Yes VA Dispense Unit: GM
PMIS: None
Active Ingredients:      HYDROCORTISONE   Strength: 0.1 Units: %

Primary VA Drug Class: DE200
Secondary VA Drug Class:
CS Federal Schedule:
National Formulary Indicator: Yes
Formulary Designator: PA-N
Product Text: THIS PRODUCT REQUIRED APPROVAL AT THE NATIONAL LEVEL PRIOR TO
DISPENSING. SEE PBM CRITERIA FOR USE.
National Formulary Restriction:

Copay Tier: 1
Copay Effective Date: APR 1, 2016

Exclude Drg-Drg Interaction Ck: Yes (No check for Drug-Drug Interactions)
Override DF Exclude from Dosage Checks: No

CLINICAL EFFECT DURATION: NO
Auto-Create Default Possible Dosage? Yes
Maximum Days Supply:

Hazardous to Handle: YES
Hazardous to Dispose: YES
    Primary EPA Code: DEA
    Waste Sort Code: UPC3
    DOT Shipping Name: FLAMMABLE

Auto-Create Default Possible Dosages? Yes
Maximum Days Supply:

Coding System: RxNorm
Code: 898587

Press return to continue or '^' to exit:

NDC: 000749040201  UPN:
VA Product Name: HYDROCORTISONE 0.1% CREAM, TOP
Manufacturer: MILL MARK PHARM  Trade Name: HYDROCORTISONE
Route: TOPICAL
Package Size: 20 GM  Package Type: TUBE

NDC: 000166069539  UPN:
VA Product Name: HYDROCORTISONE 0.1% CREAM, TOP
Manufacturer: MALLARD  Trade Name: HYDROCORTISONE
Route: TOPICAL
Package Size: 454 GM  Package Type: JAR
```

**Auto-Create Default Possible Dosage  
is set to Yes.**

## Example 2: NDF Inquiry by NDC

LOOKUP BY (VA) PRODUCT, (N)DC, OR (C)MOP ID ? n NDC  
NDC (N) or UPN (U) ? n NDC  
Enter NDC with or without Dashes (-): 000223145302 98650  
...OK? Yes// <ENTER> (Yes)

NDC: 000223145302 UPN:  
VA Product Name: PLACEBO TAB  
Manufacturer: CONSOLIDATED MC Trade Name: PLACEBO  
Route: ORAL  
Package Size: 1000 Package Type: BOTTLE  
VA Product Name: PLACEBO TAB  
VA Generic Name: PLACEBO  
Dose Form: TAB  
Strength: Units:  
National Formulary Name: PLACEBO TAB  
VA Print Name: PLACEBO CAP/TAB  
VA Product Identifier: P0256 Transmit to CMOP: Yes VA Dispense Unit: CAP/TAB  
PMIS: None

.....report continues on the next page .....

### Example 2: NDF Inquiry by NDC (cont.)

Active Ingredients: LACTOSE Strength: 10 Units: %WW  
CELLULOSE Strength: 3 Units: %WW  
STARCH Strength: 87 Units: %WW

Primary VA Drug Class: XX000  
Secondary VA Drug Class:  
CS Federal Schedule:  
Press return to continue or '^' to exit:

National Formulary Indicator: No  
National Formulary Restriction:

**Exclude Drg-Drg Interaction Ck will only display if it is set to Yes.**

Copay Tier: 1  
Copay Effective Date:

Override DF Exclude from Dosage Checks: Yes (No dosage checks performed)

CLINICAL EFFECT DURATION: NO

Auto-Create Default Possible Dosage? No  
Possible Dosages To Auto-Create: No Possible Dosages  
Maximum Days Supply:

**Auto-Create Default Possible Dosage is set to No and no Possible Dosages are auto-created.**

Hazardous to Handle: YES  
Hazardous to Dispose: YES  
Primary EPA Code: DEA  
Waste Sort Code: UPC3  
DOT Shipping Name: FLAMMABLE

Press return to continue or '^' to exit:

### Example 3: NDF Inquiry by CMOP ID Number

LOOKUP BY (VA) PRODUCT, (N)DC, OR (C)MOP ID ? c CMOP ID  
CMOP ID: c0504 COD LIVER OIL

VA Product Name: COD LIVER OIL  
VA Generic Name: COD LIVER OIL  
Dose Form: OIL (Exclude from Dosing Cks)  
Strength: Units:  
National Formulary Name: COD LIVER OIL OIL  
VA Print Name: COD LIVER OIL  
VA Product Identifier: C0504 Transmit to CMOP: Yes VA Dispense Unit: ML  
PMIS: None  
Active Ingredients: COD LIVER OIL Strength: Units:  
Primary VA Drug Class: VT801  
Secondary VA Drug Class:  
CS Federal Schedule:  
National Formulary Indicator: No  
National Formulary Restriction:

Copay Tier: 1  
Copay Effective Date: APR 1, 2016

Exclude Drg-Drg Interaction Ck: Yes (No check for Drug-Drug Interactions)  
Override DF Exclude from Dosage Checks: Yes (Dosage Checks shall be performed)

CLINICAL EFFECT DURATION: NO

### ***Example 3: NDF Inquiry by CMOP ID Number (cont.)***

Auto-Create Default Possible Dosage? No  
Possible Dosages To Auto-Create: 1x and 2x Possible Dosages  
Package: Both Inpatient and Outpatient

Maximum Days Supply:

Hazardous to Handle: YES  
Hazardous to Dispose: YES  
Primary EPA Code: DEA  
Waste Sort Code: UPC3  
DOT Shipping Name: FLAMMABLE

Press return to continue or '^' to exit:

**Auto-Create Default Possible Dosage is set to No and Possible Dosages are auto-created for both Inpatient and Outpatient packages**

NDC: 000395063594 UPN:  
VA Product Name: COD LIVER OIL  
Manufacturer: WALMEAD Trade Name: COD LIVER OIL  
Route: ORAL  
Package Size: 120 ML Package Type: BOTTLE

NDC: 000395063794 UPN:  
VA Product Name: COD LIVER OIL  
Manufacturer: WALMEAD Trade Name: COD LIVER OIL, MINT FLAVORED  
Route: ORAL  
Package Size: 120 ML Package Type: BOTTLE

NDC: 000003092630 UPN:  
VA Product Name: COD LIVER OIL  
Manufacturer: BRISTOL-MYERS SQUIBB Trade Name: COD LIVER OIL  
Route: ORAL  
Package Size: 120 ML Package Type: BOTTLE

NDC: 000395063516 UPN:  
VA Product Name: COD LIVER OIL  
Manufacturer: WALMEAD Trade Name: COD LIVER OIL  
Route: ORAL  
Package Size: 473 ML Package Type: BOTTLE  
Press return to continue or '^' to exit:

NDC: 000003092630 UPN:  
VA Product Name: COD LIVER OIL  
Manufacturer: BRISTOL-MYERS SQUIBB Trade Name: COD LIVER OIL  
Route: ORAL  
Package Size: 120 ML Package Type: BOTTLE

NDC: 000395063516 UPN:  
VA Product Name: COD LIVER OIL  
Manufacturer: WALMEAD Trade Name: COD LIVER OIL  
Route: ORAL  
Package Size: 473 ML Package Type: BOTTLE  
Press return to continue or '^' to exit:

NDC: 000395063716 UPN:  
VA Product Name: COD LIVER OIL  
Manufacturer: WALMEAD Trade Name: COD LIVER OIL, MINT FLAVORED  
Route: ORAL  
Package Size: 473 ML Package Type: BOTTLE

NDC: 000527073427 UPN:

..... report continues on the next page .....

### **Example 3: NDF Inquiry by CMOP ID Number (cont.)**

VA Product Name: COD LIVER OIL  
Manufacturer: LANNETT Trade Name: COD LIVER OIL  
Route: ORAL  
Package Size: 473 ML Package Type: BOTTLE

NDC: 000395063528 UPN:  
VA Product Name: COD LIVER OIL  
Manufacturer: WALMEAD Trade Name: COD LIVER OIL  
Route: ORAL  
Package Size: 3840 ML Package Type: BOTTLE

NDC: 000527073428 UPN:  
VA Product Name: COD LIVER OIL  
Manufacturer: LANNETT Trade Name: COD LIVER OIL  
Route: ORAL  
Package Size: 3840 ML Package Type: BOTTLE

Press return to continue or '^' to exit:

## Fixed Medication Copay Tier Enhancements

PSN\*4.0\*492 contains changes to the *Inquire to National Files* [PSNACT] option to include the display of the new fields.



For more information about the new fields, refer to the patch description on Forum for PSN\*4.0\*492.

### Example 1: Fixed Medication Copay Tier Enhancement by VA Product Name

```
LOOKUP BY (VA) PRODUCT, (N)DC, OR (C)MOP ID ? VA PRODUCT
Select VA PRODUCT NAME: DICLOX
  1  DICLOXACILLIN NA 125MG CAP
  2  DICLOXACILLIN NA 250MG CAP  Tier 2
  3  DICLOXACILLIN NA 500MG CAP
  4  DICLOXACILLIN NA 62.5MG/5ML SUSP
CHOOSE 1-4: 2  DICLOXACILLIN NA 250MG CAP
```

```
VA Product Name: DICLOXACILLIN NA 250MG CAP
VA Generic Name: DICLOXACILLIN
```

```
Dose Form: CAP,ORAL
Strength: 250 Units: MG
National Formulary Name: DICLOXACILLIN CAP,ORAL
VA Print Name: DICLOXACILLIN NA 250MG CAP
```

### Example 1: Fixed Medication Copay Tier Enhancement by VA Product Name (cont.)

```
VA Product Identifier: D0064 Transmit to CMOP: Yes VA Dispense Unit: CAP
PMIS: DICLOXACILLIN - ORAL
```

```
Active Ingredients:    DICLOXACILLIN  Strength: 250 Units: MG
```

```
Primary VA Drug Class: AM112
```

```
Secondary VA Drug Class:
```

```
CS Federal Schedule:
```

```
National Formulary Indicator: Yes
```

```
Formulary Designator: PA-N
```

```
Product Text: THIS PRODUCT REQUIRED APPROVAL AT THE NATIONAL LEVEL PRIOR TO
DISPENSING. SEE PBM CRITERIA FOR USE. National Formulary Restriction:
```

```
Copay Tier: 2
```

```
Copay Effective Date: APR 1, 2016
```

```
Override DF Exclude from Dosage Checks: No
```

```
..... report continues on the next page .....
```

CLINICAL EFFECT DURATION: NO

Auto-Create Default Possible Dosage? No  
Possible Dosages To Auto-Create: 1x and 2x Possible Dosages  
Package: Both Inpatient and Outpatient  
Press return to continue or '^' to exit:

NDC: 000005313523 UPN:  
VA Product Name: DICLOXACILLIN NA 250MG CAP  
Manufacturer: LEDERLE LABS Trade Name: DICLOXACILLIN  
Route: ORAL  
Package Size: 100 Package Type: BOTTLE

NDC: 000008036002 UPN:  
VA Product Name: DICLOXACILLIN NA 250MG CAP  
Manufacturer: WYETH-AYERST Trade Name: PATHOCIL  
Route: ORAL  
Package Size: 100 Package Type: BOTTLE

NDC: 0000157893F3 UPN:  
VA Product Name: DICLOXACILLIN NA 250MG CAP  
Manufacturer: BRISTOL-MYERS SQUIBB Trade Name: DYNAPEN  
Route: ORAL  
Package Size: 100 Package Type: BOTTLE

NDC: 000015789360 UPN:  
VA Product Name: DICLOXACILLIN NA 250MG CAP  
Manufacturer: BRISTOL-MYERS SQUIBB Trade Name: DYNAPEN  
Route: ORAL  
Package Size: 100 Package Type: BOTTLE  
Press return to continue or '^' to exit:

NDC: 000029635130 UPN:  
VA Product Name: DICLOXACILLIN NA 250MG CAP

### **Example 1: Fixed Medication Copay Tier Enhancement by VA Product Name (cont.)**

Manufacturer: GLAXO SMITHKLINE Trade Name: DYCILL  
Route: ORAL  
Package Size: 100 Package Type: BOTTLE

NDC: 000182150601 UPN:  
VA Product Name: DICLOXACILLIN NA 250MG CAP  
Manufacturer: IVAX Trade Name: DICLOXACILLIN SODIUM  
Route: ORAL  
Package Size: 100 Package Type: BOTTLE

NDC: 000228244310 UPN:  
VA Product Name: DICLOXACILLIN NA 250MG CAP  
Manufacturer: PUREPAC CORP Trade Name: DICLOXACILLIN SODIUM  
Route: ORAL  
Package Size: 100 Package Type: BOTTLE

..... report continues on the next page .....



NDC: 000302170001 UPN:  
VA Product Name: DICLOXACILLIN NA 250MG CAP  
Manufacturer: GENETCO Trade Name: DICLOXACILLIN SODIUM  
Route: ORAL  
Package Size: 100 Package Type: BOTTLE  
Press return to continue or '^' to exit:

## Example 2: Fixed Medication Copay Tier by (N)DC

LOOKUP BY (VA) PRODUCT, (N)DC, OR (C)MOP ID ? ndc NDC  
NDC (N) or UPN (U) ? n NDC  
Enter NDC with or without Dashes (-): 000093312301 89897  
...OK? Yes// (Yes)

NDC: 000093312301 UPN:  
VA Product Name: DICLOXACILLIN NA 250MG CAP  
Manufacturer: TEVA PHARM Trade Name: DICLOXACILLIN NA 250MG CAPSULE  
Route: ORAL  
Package Size: 100 Package Type: BOTTLE  
VA Product Name: DICLOXACILLIN NA 250MG CAP  
VA Generic Name: DICLOXACILLIN  
Dose Form: CAP,ORAL  
Strength: 250 Units: MG  
National Formulary Name: DICLOXACILLIN CAP,ORAL  
VA Print Name: DICLOXACILLIN NA 250MG CAP  
VA Product Identifier: D0064 Transmit to CMOP: Yes VA Dispense Unit: CAP  
PMIS: DICLOXACILLIN - ORAL  
Active Ingredients: DICLOXACILLIN Strength: 250 Units: MG  
  
Primary VA Drug Class: AM112  
Secondary VA Drug Class:  
CS Federal Schedule:  
National Formulary Indicator: Yes Formulary Designator: PA-N  
Product Text: THIS PRODUCT REQUIRED APPROVAL AT THE NATIONAL LEVEL PRIOR TO  
DISPENSING. SEE PBM CRITERIA FOR USE.  
National Formulary Restriction:

## Example 2: Fixed Medication Copay Tier by (N)DC (cont.)

Copay Tier: 2  
Copay Effective Date: APR 1, 2016  
  
Press return to continue or '^' to exit:

## Example 3: Fixed Medication Copay Tier by (C)MOP ID

LOOKUP BY (VA) PRODUCT, (N)DC, OR (C)MOP ID ? c CMOP ID  
CMOP ID: D0064 DICLOXACILLIN NA 250MG CAP  
..... report continues on the next page .....  
VA Product Name: DICLOXACILLIN NA 250MG CAP

VA Generic Name: DICLOXACILLIN  
Dose Form: CAP,ORAL  
Strength: 250 Units: MG  
National Formulary Name: DICLOXACILLIN CAP,ORAL  
VA Print Name: DICLOXACILLIN NA 250MG CAP  
VA Product Identifier: D0064 Transmit to CMOP: Yes VA Dispense Unit: CAP  
PMIS: DICLOXACILLIN - ORAL  
Active Ingredients: DICLOXACILLIN Strength: 250 Units: MG

Primary VA Drug Class: AM112  
Secondary VA Drug Class:  
CS Federal Schedule:  
National Formulary Indicator: Yes  
Formulary Designator: PA-N  
Product Text: THIS PRODUCT REQUIRED APPROVAL AT THE NATIONAL LEVEL PRIOR TO  
DISPENSING. SEE PBM CRITERIA FOR USE. National Formulary Restriction:

Copay Tier: 2  
Copay Effective Date: APR 1, 2016

Override DF Exclude from Dosage Checks: No

CLINICAL EFFECTS DURATION: NO

Auto-Create Default Possible Dosage? No  
Possible Dosages To Auto-Create: 1x and 2x Possible Dosages  
Package: Both Inpatient and Outpatient

Maximum Days Supply:

Hazardous to Handle: YES  
Hazardous to Dispose: YES  
Primary EPA Code: DEA  
Waste Sort Code: UPC3  
DOT Shipping Name: FLAMMABLE

Press return to continue or '^' to exit:

## Clinical Effects of Drugs

PSN\*4\*396 added a fields multiple to the VA PRODUCT file (#50.68) at 50.68108. Fields included are PACKAGE (#.01), OMIT EXP/DC ORDER CHECK (#1) and DURATION LIMIT (#2). The default value of NO will be displayed. These fields will only be populated and displayed if data is present. A future patch will populate the Clinical Effects of Drug field (#108) with other values.



For more information about the new fields, refer to the patch description on Forum for PSN\*4.0\*396.

### Example 1: Clinical Effects of Drug by VA Product Name

```
VA Product Name: ATROPINE SO4 0.05MG/ML INJ ***INACTIVE: SEP 28,2007 ***
VA Generic Name: ATROPINE
Dose Form: INJ,SOLN
Strength: 0.05 Units: MG/ML
National Formulary Name: ATROPINE INJ,SOLN
VA Print Name: ATROPINE SULFATE 0.05MG/ML INJ
VA Product Identifier: A0928 Transmit to CMOP: No VA Dispense Unit: ML
PMIS: None
Active Ingredients: ATROPINE Strength: 0.05 Units: MG/ML

Primary VA Drug Class: AU350
Secondary VA Drug Class:
CS Federal Schedule: 0 Unscheduled
National Formulary Indicator: Yes
Formulary Designator: PA-N
Product Text: This product requires approval at the national level
prior to dispensing. See PBM Criteria for Use.

National Formulary Restriction:

Copay Tier:
Copay Effective Date:

Override DF Exclude from Dosage Checks: No
```

CLINICAL EFFECT DURATION: NO

Auto-Create Default Possible Dosage? Yes

Maximum Days Supply:

NDC: 000074789701 UPN:

VA Product Name: ATROPINE SO4 0.05MG/ML INJ

Manufacturer: ABBOTT Trade Name: ATROPINE 0.05MG/ML INJ

Route: INTRAVENOUSINTRAMUSCULARSUBCUTANEOUS

Package Size: 10 X 5 ML Package Type: SYRINGE

NDC: 000074789715 UPN:

VA Product Name: ATROPINE SO4 0.05MG/ML INJ

Manufacturer: ABBOTT Trade Name: ATROPINE 0.05MG/ML INJ

Route: INTRAVENOUSINTRAMUSCULARSUBCUTANEOUS

Package Size: 1 Package Type: SYRINGE

This option allows you to lookup NDF file information three ways (VA Product Name, NDC, or CMOP ID number).

LOOKUP BY (VA) PRODUCT, (N)DC, OR (C)MOP ID ?

## Example 2: Clinical Effects of Drug by NDC

This option allows you to lookup NDF file information three ways (VA Product Name, NDC, or CMOP ID number).

LOOKUP BY (VA) PRODUCT, (N)DC, OR (C)MOP ID ? NDC

NDC (N) or UPN (U) ? NDC

Enter NDC with or without Dashes (-): 000074789701 48 ATROPINE SO4  
0.05MG/ML I

NJ 09/28/2007

...OK? Yes// (Yes)

NDC: 000074789701 \*\*\*INACTIVE: SEP 28,2007 \*\*\* UPN:

VA Product Name: ATROPINE SO4 0.05MG/ML INJ

Manufacturer: ABBOTT Trade Name: ATROPINE 0.05MG/ML INJ

Route: INTRAVENOUS INTRAMUSCULAR SUBCUTANEOUS  
Package Size: 10 X 5 ML Package Type: SYRINGE  
VA Product Name: ATROPINE SO4 0.05MG/ML INJ \*\*\*INACTIVE: SEP 28,2007 \*\*\*  
VA Generic Name: ATROPINE  
Dose Form: INJ,SOLN  
Strength: 0.05 Units: MG/ML  
National Formulary Name: ATROPINE INJ,SOLN  
VA Print Name: ATROPINE SULFATE 0.05MG/ML INJ  
VA Product Identifier: A0928 Transmit to CMOP: No VA Dispense Unit: ML  
PMIS: None  
Active Ingredients: ATROPINE Strength: 0.05 Units: MG/ML

Primary VA Drug Class: AU350  
Secondary VA Drug Class:  
CS Federal Schedule: 0 Unscheduled  
National Formulary Indicator: Yes  
    Formulary Designator: PA-N  
    Product Text: This product requires approval at the national level  
    prior to dispensing. See PBM Criteria for Use.

National Formulary Restriction:  
  
Copay Tier:  
Copay Effective Date:  
  
Override DF Exclude from Dosage Checks: No  
  
CLINICAL EFFECT DURATION: NO  
  
Auto-Create Default Possible Dosage? Yes  
Maximum Days Supply:  
  
This option allows you to lookup NDF file information three ways (VA Product  
Name, NDC, or CMOP ID number).  
  
LOOKUP BY (VA) PRODUCT, (N)DC, OR (C)MOP ID ?

## Printing a Patient Medication Information Sheet

---

### Print a PMI Sheet

[PSNPMIS] **Synonym: PMIS**

This option allows you to print a Patient Medication Information Sheet (PMI).

These medication information sheets can be provided to patients, explaining how and why to take a medication and the possible side effects. A commercial vendor supplies the information provided in the Patient Medication Information Sheets. This information is updated periodically to provide new medication information sheets and changes to existing sheets.

If the PMI Sheet does not print and the message “Drug is not linked to a valid Medication Information Sheet for language selected” is printed instead, the user should select another language and re-print the medication sheet. If this still does not work, then the user should contact the NDF Manager for further assistance.

### Example: Print a PMI Sheet

```
Select National Drug File Menu Option: PMIS Print a PMI Sheet
Select DRUG GENERIC NAME: ACET <RET>
  1  ACETAMINOPHEN 160MG/5ML (TYLENOL) ELIX      CN103      DISP/ML (120ML/BT)
  2  ACETAMINOPHEN 160MG/5ML SUGAR-ALC-FREE     CN103      N/F          FOR SPECIAL
USE IN SELECT DIABETIC PATIENTS
  3  ACETAMINOPHEN 160MG/5ML UNIT DOSE CUP      CN103      (TK) INPATIENT USE
ONLY. AVAILABLE 10ML/CUP
  4  ACETAMINOPHEN 325MG (NONRENEWABLE) 12'S    CN103      CHOOSE ONLY TO
REFLECT ACUTE CARE DISPENSING
  5  ACETAMINOPHEN 325MG (TYLENOL) TAB         CN103      CMOP DISP/MULT 100'S
Press <RETURN> to see more, '^' to exit this list, OR

CHOOSE 1-5: 5 ACETAMINOPHEN 325MG (TYLENOL) TAB      CN103      CMOP DISP/MULT 100'S

Select DRUG GENERIC NAME: <RET>

  Select one of the following:

      1  English
      2  Spanish

Select Language : 1 English
How many copies? : (1-100): 1// <RET>
DEVICE: [Select Print Device]
```

..... example continues on the next page .....

## Example: Print a PMI sheet (cont.)

Medication instructions for ACETAMINOPHEN 325MG (TYLENOL) TAB

Page 1

**IMPORTANT NOTE:** The following information is intended to supplement, not substitute for, the expertise and judgment of your physician, pharmacist or other healthcare professional. It should not be construed to indicate that use of the drug is safe, appropriate, or effective for you. Consult your healthcare professional before using this drug.

**ACETAMINOPHEN - ORAL** (uh-seet-uh-MEE-no-fen)

**COMMON BRAND NAME(S):** APAP, Liquiprin, Panadol, Tylenol

**USES:** This drug is used to relieve mild to moderate pain and to reduce fever.

**HOW TO USE:** Take this medication as directed. Do not take more than recommended. Do not use for more than 10 days without consulting your doctor. This medication is not to be given to children under 3 years of age without your doctor's approval.

**SIDE EFFECTS:** When taken as directed, most people experience little or no side effects with this medication. Tell your doctor immediately if any of these highly unlikely but very serious side effects occur: easy bruising or bleeding, persistent sore throat or other signs of infection. In the unlikely event you have an allergic reaction to this drug, seek medical attention immediately. Symptoms of an allergic reaction include: rash, itching, swelling, dizziness, trouble breathing. If you notice other effects not listed above, contact your doctor or pharmacist.

**PRECAUTIONS:** If you have any of the following health problems, consult your doctor before using this medication: severe liver disease, alcohol dependency, any allergies. Acetaminophen may cause liver damage. Daily use of alcohol, especially when combined with acetaminophen, may increase your risk for liver damage. Check with your doctor or pharmacist for more information. Acetaminophen is often used instead of aspirin. They are equally effective in relieving pain; however, acetaminophen does not reduce swelling and inflammation like aspirin does. There are many brands and forms of acetaminophen on the market. Read the dosing instructions carefully as the amount of acetaminophen may vary among products. Acetaminophen appears to be safe for use during pregnancy. Use only if clearly needed. Acetaminophen is found in breast milk, but side effects in nursing infants have not been reported. Consult your doctor if you are breast-feeding.

**DRUG INTERACTIONS:** Tell your doctor of all nonprescription and prescription drugs you use especially: isoniazid, phenobarbital, phenytoin, zidovudine, sulfapyrazone. Check the labels on all your medicines because they may also contain acetaminophen. Ask your pharmacist about the safe use of those products. Do not start or stop any medicine without doctor or pharmacist approval.

**OVERDOSE:** If overdose is suspected, contact your local poison control center or emergency room immediately. Symptoms of overdose may include vomiting, excessive sweating, dark urine, stomach pain, and extreme fatigue.

..... *example continues on the next page* .....

## Example: Print a PMI sheet (cont.)

**NOTES:** Acetaminophen does not cause the stomach and intestinal ulcers that aspirin and aspirin-like NSAIDs (e.g., ibuprofen, ketoprofen) may cause.

**MISSED DOSE:** If you miss a dose, take as soon as remembered; do not take if it is almost time for the next dose, instead, skip the missed dose and resume your usual dosing schedule. Do not "double-up" the dose to catch up.

**STORAGE:** Store at room temperature between 59 and 86 degrees F (between 15 and 30 degrees C) away from moisture and sunlight. Do not store in the bathroom. Do not freeze liquid forms.

Select DRUG GENERIC NAME: <RET>

Select National Drug File Menu Option: <RET>



## Displaying an FDA Medication Guide

---

### Display FDA Medication Guide [PSN MED GUIDE] Synonym: FDA

This option allows you to display a Food and Drug Administration (FDA) Medication Guide.

Medication guides are paper handouts that come with many prescription medicines. These guides address issues that are specific to particular drugs and drug classes, and they contain FDA approved information that can help patients avoid serious adverse events. The FDA requires that medication guides be issued with certain prescribed drugs and biological products when the agency determines that: certain information is necessary to prevent serious adverse effect; patient decision-making should be informed by information about a known serious side effect with a product; or patient adherence to directions for the use of a product are essential to its effectiveness.

The system allows the user to select the appropriate document through the generic drug name. If there is no associated medication guide, the system shall inform the user and allow the user to select another drug.

If there is no medication guide associated with the medication, the message: "There is no FDA Medication Guide associated with this medication" is displayed.

If the FDA Medication Guide does not automatically open in a .pdf format when the user presses <Enter>, the desktop may not have the required software installed. The user should contact local technical support for assistance.

### Example 1: Displaying an FDA Medication Guide for a VA Product without a Medication Guide Associated

```
Select OPTION NAME: PSNMGR           National Drug File Menu

                                WELCOME TO THE NATIONAL DRUG FILE
                                VERSION 4.0

REMA  Rematch / Match Single Drugs
VER   Verify Matches
SVER  Verify Single Match
MERG  Merge National Drug File Data Into Local File
AUTO  Automatic Match of Unmatched Drugs
CLAS  Allow Unmatched Drugs To Be Classed
RPRT  National Drug File Reports Menu ...
INQ   Inquiry Options ...
```

..... *example continues on the next page* .....

## Example 1: Displaying an FDA Medication Guide for a VA Product without a Medication Guide Associated (cont.)

```
PMIS   Print a PMI Sheet
FDA    Display FDA Medication Guide

Select National Drug File Menu Option: FDA   Display FDA Medication Guide

Select VA PRODUCT NAME:SIMVASTATIN
  1    SIMVASTATIN 10MG TAB
  2    SIMVASTATIN 10MG TAB,UD
  3    SIMVASTATIN 20MG TAB
  4    SIMVASTATIN 20MG TAB,UD
  5    SIMVASTATIN 40MG TAB
Press <RETURN> to see more, '^' to exit this list, OR
CHOOSE 1-5: 1  SIMVASTATIN 10MG TAB

There is no FDA Medication Guide associated with this medication.

Enter RETURN to continue, '?' for HELP, or '^' to exit: ?

When unable to get the FDA Medication Guide to display, review the following
suggestion(s) for troubleshooting potential problems:

1) If no FDA Medication Guide exists for a product that you believe should
have one, confirm that one is required by visiting the FDA website
(www.fda.gov). If one is required, log a support ticket to request its
addition. Please understand that there may be a delay between the time
that a new Medication Guide is posted to the FDA website and when it is
made available in VistA through a National Drug File data update patch.
```

## Example 2: Displaying an FDA Medication Guide for a VA Product when the Java Software Component is not Installed or is not Running

```
Select OPTION NAME: PSNMGR           National Drug File Menu

                                WELCOME TO THE NATIONAL DRUG FILE
                                VERSION 4.0

REMA  Rematch / Match Single Drugs
VER    Verify Matches
SVER   Verify Single Match
MERG   Merge National Drug File Data Into Local File
AUTO   Automatic Match of Unmatched Drugs
CLAS   Allow Unmatched Drugs To Be Classed
RPRT   National Drug File Reports Menu ...
INQ    Inquiry Options ...
PMIS   Print a PMI Sheet
FDA   Display FDA Medication Guide

Select National Drug File Menu Option: FDA   Display FDA Medication Guide

Select VA PRODUCT NAME: LINDA
  1    LINDANE 1% CREAM, TOP
  2    LINDANE 1% LIQUID, TOP
  3    LINDANE 1% LOTION
  4    LINDANE 1% SHAMPOO
CHOOSE 1-4: 3  LINDANE 1% LOTION
```

..... *example continues on the next page* .....

## Example 2: Displaying an FDA Medication Guide for a VA Product when the Java Software Component is not Installed or is not Running (cont.)

The following URL provides the link to the FDA Medication Guide associated with this medication. Thin Client users: copy/paste the URL below into a browser to access the FDA Medication Guide for this drug:

```
vaww.national.cmop.va.gov/FDAMedGuides/Lindane_Lotion_(Generic)_(2008).pdf
```

Please wait...

The system is unable to display FDA Med Guide automatically.

The FDA Medication Guide will not automatically open on Thin Client and some types of encrypted sessions. If you do not believe this is the reason contact your local technical support for assistance.

You can copy/paste the link above into your browser's address bar to retrieve the FDA Medication Guide.

Enter RETURN to continue, '?' for HELP, or '^' to exit: ?

When unable to get the FDA Medication Guide to display, review the following suggestion(s) for troubleshooting potential problems:

- 1) The browser did not open automatically. This may be due to the following:
  - You might be connected to VistA via Thin Client or an encrypted session that prevents the FDA Med Guide from automatically displaying. Please copy and paste the URL link below into your browser's address bar to retrieve the FDA Medication Guide:

```
vaww.national.cmop.va.gov/FDAMedGuides/Lindane_Lotion_(Generic)_(2008).pdf
```

- The computer might not have the required Java software component installed or the software might not be functioning properly. Please, contact technical support for assistance.
- 2) When doing a copy/paste of the link into the browser's address and an HTTP 404 - File Not Found error is received. This may be due to the following:
    - A common issue exists when the link is displayed in two lines in the terminal screen. When you copy both lines at the same time and paste it into the browser's address, the second line is ignored by the browser resulting in a 'broken' link. To resolve this issue, copy and paste one line at a time from the terminal screen into the browser's address to make sure the complete link is used.
    - The FDA Medication Guide Server may be down at the moment. Please, wait a few minutes and try again. If the problem persists, contact technical support for assistance.
  - 3) The browser opened automatically, however you receive an HTTP 404 - File Not Found error. This may be due to the following:
    - The FDA Medication Guide Server may be down at the moment. Please, wait a few minutes and try again. If the problem persists, contact technical support for assistance.

Enter RETURN to continue, '?' for HELP, or '^' to exit:

Select VA PRODUCT NAME:

..... *example continues on the next page* .....

### Example 3: Displaying an FDA Medication Guide for a VA Product when the Java Software Component is Installed and Running but the Server is Down

```
Select OPTION NAME: PSNMGR           National Drug File Menu

                                WELCOME TO THE NATIONAL DRUG FILE
                                VERSION 4.0

REMA  Rematch / Match Single Drugs
VER   Verify Matches
SVER  Verify Single Match
MERG  Merge National Drug File Data Into Local File
AUTO  Automatic Match of Unmatched Drugs
CLAS  Allow Unmatched Drugs To Be Classed
RPRT  National Drug File Reports Menu ...
INQ   Inquiry Options ...
PMIS  Print a PMI Sheet
FDA   Display FDA Medication Guide

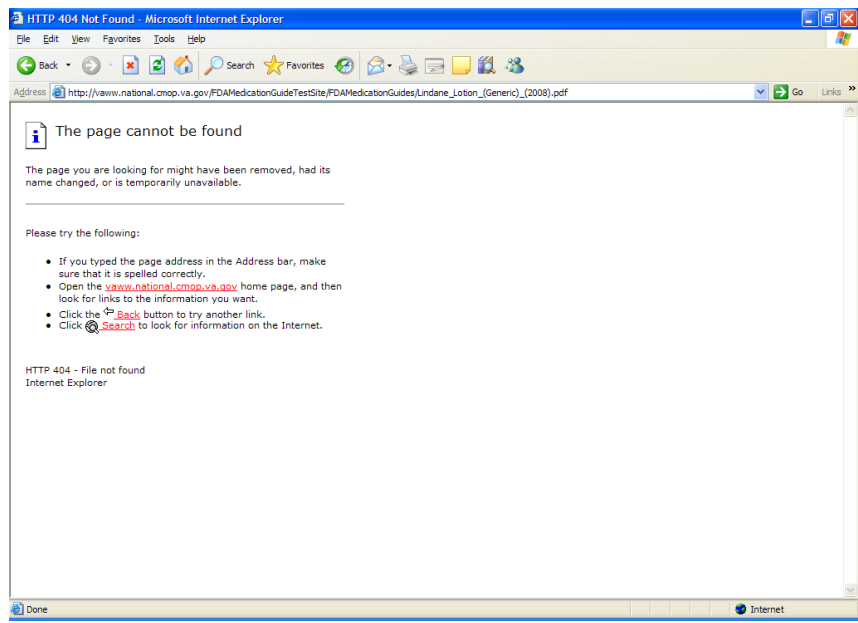
Select National Drug File Menu Option: FDA  Display FDA Medication Guide

Select VA PRODUCT NAME: LINDA
1   LINDANE 1% CREAM, TOP
2   LINDANE 1% LIQUID, TOP
3   LINDANE 1% LOTION
4   LINDANE 1% SHAMPOO
CHOOSE 1-4: 3  LINDANE 1% LOTION

The following URL provides the link to the FDA Medication Guide associated
with this medication. Thin Client users: copy/paste the URL below into a
browser to access the FDA Medication Guide for this drug:

vaww.national.cmpo.va.gov/FDAMedGuides/Lindane_Lotion_(Generic)_(2008).pdf

Please wait...
```



..... example continues on the next page .....

### Example 3: Displaying an FDA Medication Guide for a VA Product when the Java Software Component is Installed and Running but the Server is Down (cont.)

```
Enter RETURN to continue, '?' for HELP, or '^' to exit: ?

When unable to get the FDA Medication Guide to display, review the following
suggestion(s) for troubleshooting potential problems:

1) The browser did not open automatically. This may be due to the following:
  - You might be connected to VistA via Thin Client or an encrypted session
    that prevents the FDA Med Guide from automatically displaying. Please
    copy and paste the URL link below into your browser's address bar to
    retrieve the FDA Medication Guide:

vaww.national.cmpop.va.gov/FDAMedGuides/Lindane_Lotion_(Generic)_(2008).pdf

  - The computer might not have the required Java software component
    installed or the software might not be functioning properly. Please,
    contact technical support for assistance.

2) When doing a copy/paste of the link into the browser's address and an HTTP
404 - File Not Found error is received. This may be due to the following:
  - A common issue exists when the link is displayed in two lines in the
    terminal screen. When you copy both lines at the same time and paste it
    into the browser's address, the second line is ignored by the browser
    resulting in a 'broken' link. To resolve this issue, copy and paste one
    line at a time from the terminal screen into the browser's address to
    make sure the complete link is used.
  - The FDA Medication Guide Server may be down at the moment. Please, wait
    a few minutes and try again. If the problem persists, contact technical
    support for assistance.

3) The browser opened automatically, however you receive an HTTP 404 - File
Not Found error. This may be due to the following:
  - The FDA Medication Guide Server may be down at the moment. Please, wait
    a few minutes and try again. If the problem persists, contact technical
    support for assistance.

Enter RETURN to continue, '?' for HELP, or '^' to exit:

Select VA PRODUCT NAME:
```

### Example 4: Displaying an FDA Medication Guide for a VA Product when the Java Software Component is Installed and Running

```
Select OPTION NAME: PSNMGR      National Drug File Menu

                                WELCOME TO THE NATIONAL DRUG FILE
                                VERSION 4.0

REMA  Rematch / Match Single Drugs
VER    Verify Matches
SVER  Verify Single Match
MERG  Merge National Drug File Data Into Local File
AUTO  Automatic Match of Unmatched Drugs
```

..... *example continues on the next page* .....

## Example 4: Displaying an FDA Medication Guide for a VA Product when the Java Software Component is Installed and Running (cont.)

```
CLAS Allow Unmatched Drugs To Be Classed
RPRT National Drug File Reports Menu ...
INQ Inquiry Options ...
PMIS Print a PMI Sheet
FDA Display FDA Medication Guide
```

Select National Drug File Menu Option: FDA Display FDA Medication Guide

Select VA PRODUCT NAME: LINDA

- 1 LINDANE 1% CREAM, TOP
- 2 LINDANE 1% LIQUID, TOP
- 3 LINDANE 1% LOTION
- 4 LINDANE 1% SHAMPOO

CHOOSE 1-4: 3 LINDANE 1% LOTION

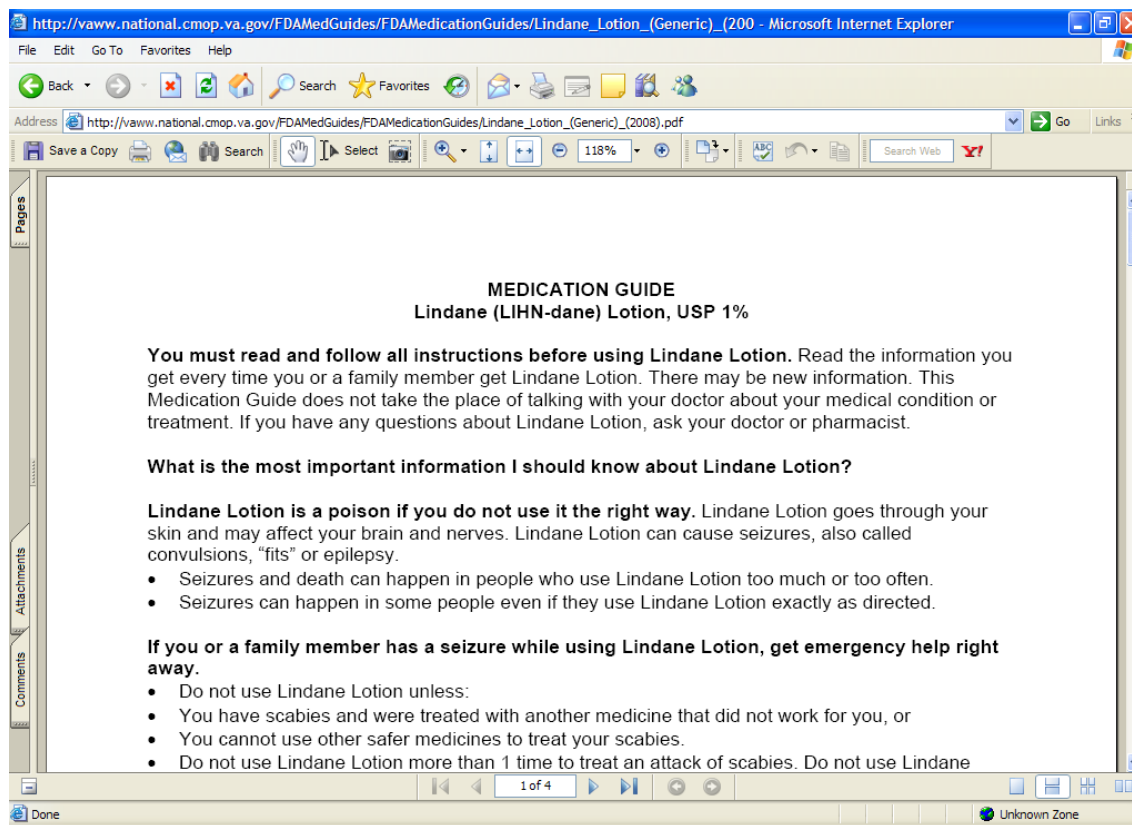
The following URL provides the link to the FDA Medication Guide associated with this medication. Thin Client users: copy/paste the URL below into a browser to access the FDA Medication Guide for this drug:

[vaww.national.cmpop.va.gov/FDAMedGuides/Lindane\\_Lotion\\_\(Generic\)\\_\(2008\).pdf](http://vaww.national.cmpop.va.gov/FDAMedGuides/Lindane_Lotion_(Generic)_(2008).pdf)

Please wait...

Enter RETURN to continue, '?' for HELP, or '^' to exit:

Select VA PRODUCT NAME:



## PPS-N Menu

---

This sub-menu contains all PPS-N options in the National Drug File package.

SD	Schedule download of NDF update file
SI	Schedule Install of NDF Update file
MD	Manual Download of NDF Update file
MI	Manual Install of NDF Update file
RJ	Reject/Complete of NDF Update file
SP	PPS-N Site Parameters (Enter/Edit)
VC	Vista Comparison Report
DIS	Download/Install Status Report
SSH	Manage Secure Shell (SSH) Keys

### **Schedule download of NDF update file** **[PSN PPS SCHEDULE DOWNLOAD]   Synonym: SD**

This option allows you to schedule the download for the Pharmacy Product System – National (PPS-N) NDF Update files. The scheduled background job can be created to run weekly or daily at a specific time.



Before scheduling a download, the PPS-N Site Parameters and the Secure Shell (SSH) keys must be defined.

There can only be one scheduled job to download the PPS-N Update files. When you select this option and change the schedule, the old job will be deleted and a new one will be created. The scheduled job name is PSN TASK SCHEDULED DOWNLOAD.

If a job is scheduled, it will be displayed under “Scheduled downloads are:” section (Example 2 below). If there is not a scheduled job, nothing will display (Example 1).

The process of downloading an update file does not impact users currently using VistA and can be done at any time.

#### **Example 1: Scheduling a weekly download**

```
Select PPS-N Menu <FLD DDEV> Option: SD  Schedule download of NDF update file
```

```
This option allows you to schedule a recurring TaskMan job to  
perform the NDF update file download from PPS-N.
```

```
Warning! This download should be scheduled during non-peak hours.
```

```
You will need to select a date/time and how often this download should reoccur.
```

```

Do you want to schedule an automatic NDF download in TaskMan? NO// YES
Enter date/time: ?
  Examples of Valid Dates:
    JAN 20 1957 or 20 JAN 57 or 1/20/57 or 012057
    T   (for TODAY), T+1 (for TOMORROW), T+2, T+7, etc.
    T-1 (for YESTERDAY), T-3W (for 3 WEEKS AGO), etc.
  If the year is omitted, the computer assumes a date in the FUTURE.
  If only the time is entered, the current date is assumed.
  Follow the date with a time, such as JAN 20@10, T@10AM, 10:30, etc.
  You may enter a time, such as NOON, MIDNIGHT or NOW.
  You may enter NOW+3' (for current date and time Plus 3 minutes
    *Note--the Apostrophe following the number of minutes)

  Enter a date which is greater than or equal to NOV 15, 2017@08:52:02.
Enter date/time: T@10A (NOV 15, 2017@10:00)

Should this download be re-scheduled at the same time weekly? NO// ??

Please enter Y or N.

Should this download be re-scheduled at the same time weekly? NO// YES
Your start time is: (NOV 15, 2017@10:05)

The download will automatically be re-scheduled Weekly

Press ENTER to Continue:

```

## **Example 2: Scheduling a daily download**

```

Select PPS-N Menu <FLD DDEV> Option: SD Schedule download of NDF update file

This option allows you to schedule a recurring TaskMan job to
perform the NDF update file download from PPS-N.

Warning! This download should be scheduled during non-peak hours.

You will need to select a date/time and how often this download should reoccur.

Scheduled Downloads are:
-----
6264759 NOV 15, 2017@10:05 7D

Do you want to schedule an automatic NDF download in TaskMan? NO// YES
Enter date/time: T@10P (NOV 15, 2017@22:00)

Should this download be re-scheduled at the same time weekly? NO// NO

Should this download be re-scheduled at the same time daily? NO// YES

Your start time is: (NOV 15, 2017@22:06)

The download will automatically be re-scheduled Daily

Press ENTER to Continue:

```

## **Example 3: Scheduling a one-time download**

```

Select PPS-N Menu <FLD DDEV> Option: SD Schedule download of NDF update file

This option allows you to schedule a recurring TaskMan job to

```



```

perform the NDF update file download from PPS-N.

Warning! This download should be scheduled during non-peak hours.

You will need to select a date/time and how often this download should reoccur.

Scheduled Downloads are:
-----
6264759  NOV 15, 2017@10:05  7D

Do you want to schedule an automatic NDF download in TaskMan? NO// YES
Enter date/time: T@10P  (NOV 15, 2017@22:00)

Should this download be re-scheduled at the same time weekly? NO// NO

Should this download be re-scheduled at the same time daily? NO//

Warning! The download you have scheduled will occur only once.
Your start time is:  (NOV 15, 2017@22:05)

The download will NOT automatically be re-scheduled

Press ENTER to Continue:

```

**Note:**

Time and Frequency of this Task can be viewed by going back into the same option and not making any changes. It can also be viewed under kernel option: Schedule/Unschedule Options [ XUTM SCHEDULE] and selecting option “PSN TASK SCHEDULED DOWNLOAD”

**Schedule Install of NDF Update file  
[PSN PPS SCHEDULE INSTALL] **Synonym: SI****

This option allows you to schedule install for the Pharmacy Product System – National (PPS-N) NDF Update files. The scheduled background job can be created to run weekly or daily at a specific time.



Before scheduling an install, the PPS-N Site Parameters and the Secure Shell (SSH) keys must be defined. In addition, the scheduled install will need to be scheduled an hour after the scheduled download. This gives time for the download to finish.

There can only be one scheduled job to install the PPS-N Update files. When you select this option and change the schedule, the old job will be deleted and a new one will be created. The scheduled job name is PSN TASK SCHEDULED INSTALL.

If a job is scheduled, it will be displayed under the “Scheduled installs are:” section (Example 2 below). If there is not a scheduled job, nothing will display (Example 1).

Scheduling an install will impact users currently using the Pharmacy VistA applications and will need to be schedule during off peak hours.

### **Example 1: Scheduling a weekly install**

```
Select PPS-N Menu <FLD DDEV> Option: SI Schedule Install of NDF Update file

This option allows you to schedule a recurring TaskMan job to perform the NDF
update installation from PPS-N.

Warning! This NDF update install should be scheduled during non-peak hours.

You will need to select a date/time and how often this update should reoccur.

Do you want to schedule an automatic NDF update install in TaskMan? NO// ??

Please enter Y or N.

Do you want to schedule an automatic NDF update install in TaskMan? NO// YES
Enter date/time: T+1@1a (NOV 16, 2017@01:00)

Should this NDF update install be re-scheduled at the same time weekly? NO// y
YES
Your start time is: (NOV 16, 2017@01:05)

The NDF update install will automatically be re-scheduled Weekly

Press ENTER to Continue:
```

### **Example 2: Scheduling a daily install**

```
Select PPS-N Menu <FLD DDEV> Option: si Schedule Install of NDF Update file

This option allows you to schedule a recurring TaskMan job to perform the NDF
update installation from PPS-N.

Warning! This NDF update install should be scheduled during non-peak hours.

You will need to select a date/time and how often this update should reoccur.

Scheduled Installs are:
-----
6265150 NOV 16, 2017@01:05 7D

Do you want to schedule an automatic NDF update install in TaskMan? NO// YES
Enter date/time: T+1@2A (NOV 16, 2017@02:00)
```

```
Should this NDF update install be re-scheduled at the same time weekly? NO// NO

Should this NDF update install be re-scheduled at the same time daily? NO// YES
Your start time is: (NOV 16, 2017@02:05)

The NDF update install will automatically be re-scheduled Daily

Press ENTER to Continue:
```

### **Example 3: Scheduling a one-time install**

```
Select PPS-N Menu <FLD DDEV> Option: SI Schedule Install of NDF Update file

This option allows you to schedule a recurring TaskMan job to perform the NDF
update installation from PPS-N.

Warning! This NDF update install should be scheduled during non-peak hours.

You will need to select a date/time and how often this update should reoccur.

Scheduled Installs are:
-----
6265154 NOV 16, 2017@02:05 1D

Do you want to schedule an automatic NDF update install in TaskMan? NO// YES
Enter date/time: T+1@3A (NOV 16, 2017@03:00)

Should this NDF update install be re-scheduled at the same time weekly? NO//

Should this NDF update install be re-scheduled at the same time daily? NO//

Warning! The NDF update install you have scheduled will occur only once.
Your start time is: (NOV 16, 2017@03:05)

The NDF update install will NOT automatically be re-scheduled

Press ENTER to Continue:
```

### **Note:**

Time and Frequency of this Task can be viewed by going back into the same option and not making any changes. It can also be viewed under kernel option: Schedule/Unschedule Options [ XUTM SCHEDULE] sand selecting option “PSN TASK SCHEDULED INSTALL”

### **Manual Download of NDF Update file [PSN PPS MANUAL DOWNLOAD] Synonym: MD**

This option will start the download of any new NDF update files from PPS-N.

### **Example 1: Download non-existing NDF data file PPS\_30PRV\_31NEW.DAT**

```
Select PPS-N Menu <FLD DDEV> Option: MD Manual Download of NDF Update file
```

Warning: This download should only be done during off peak hours!

Are you sure you want to immediately start an NDF update download? NO// YES  
Please stand-by NDF update download may take up to 30 minutes...

Beginning download for Update file name: PPS\_30PRV\_31NEW.DAT

Server ping successful 3-LINUX rc=1

This U.S. Government system is intended for official and authorized use only by authorized users with no reasonable expectation of privacy. The system may include records protected by various Federal statutes including the Privacy Act (5 U.S.C. ' 552a) and 38 U.S.C. ' 5701 and 7332. Access to data is on a need-to-know basis only. All use of this system constitutes user understanding of unconditional consent to review and action including (but not limited to) monitoring, recording, copying, auditing, inspecting, investigating, restricting access, blocking, tracking, disclosing to authorized personnel, or any other authorized actions by all authorized VA and law enforcement personnel. Unauthorized access to or misuse of this system is strictly prohibited may result in criminal, civil, or administrative penalties.

**Couldn't stat remote file: No such file or directory**  
**File "/u02/pps-n/dev/app82/approved/PPS\_30PRV\_31NEW.DAT" not found.**

## **Example 2: Download existing NDF data file 'PPS\_30PRV\_31NEW.DAT'**

Select PPS-N Menu Option: **MD** Manual Download of NDF Update file

Warning: This download should only be done during off peak hours!

Are you sure you want to immediately start an NDF update download? NO// YES  
Please stand-by NDF update download may take up to 30 minutes...

Beginning download for Update file name: PPS\_30PRV\_31NEW.DAT

Server ping successful 3-LINUX rc=1

This U.S. Government system is intended for official and authorized use only by authorized users with no reasonable expectation of privacy. The system may include records protected by various Federal statutes including the Privacy Act (5 U.S.C. ' 552a) and 38 U.S.C. ' 5701 and 7332. Access to data is on a need-to-know basis only. All use of this system constitutes user understanding of unconditional consent to review and action including (but not limited to) monitoring, recording, copying, auditing, inspecting, investigating, restricting access, blocking, tracking, disclosing to authorized personnel, or any other authorized actions by all authorized VA and law enforcement personnel. Unauthorized access to or misuse of this system is strictly prohibited may result in criminal, civil, or administrative penalties.

file transfer successful 3-LINUX rc=1

**Completed download for: PPS\_30PRV\_31NEW.DAT**

```
Continuing with the next file sequence. Attempting download
for: PPS_32PRV_33NEW.DAT
```

```
Server ping successful 3-LINUX rc=1
```

```
This U.S. Government system is intended for official and authorized
use only by authorized users with no reasonable expectation of privacy.
The system may include records protected by various Federal statutes
including the Privacy Act (5 U.S.C. ' 552a) and 38 U.S.C. ' 5701 and
7332. Access to data is on a need-to-know basis only. All use of this
system constitutes user understanding of unconditional consent to review
and action including (but not limited to) monitoring, recording, copying,
auditing, inspecting, investigating, restricting access, blocking, tracking,
disclosing to authorized personnel, or any other authorized actions by all
authorized VA and law enforcement personnel. Unauthorized access to or
misuse of this system is strictly prohibited may result in criminal, civil,
or administrative penalties.
```

```
Couldn't stat remote file: No such file or directory
File "/u02/pps-n/dev/app82/approved/PPS_32PRV_33NEW.DAT" not found.
```

## **Manual Install of NDF Update file [PSN PPS MANUAL INSTALL] Synonym: MI**

Using this option, you can immediately begin the process that checks for any PPS-N update files that are available and, if valid, update your VistA NDF files. Normally, this process should be executed during off-peak hours to ensure that users are not using the Pharmacy VistA applications.

### **Example 1: No data files to be installed**

```
Select PPS-N Menu <FLD DDEV> Option: MI Manual Install of NDF Update file
```

```
Warning: The NDF update should only be done during off duty hours!
Installation may take up to 30 minutes, and the following options
will automatically be disabled during installation then enabled
once installation has completed.
```

```
    * Print A PMI Sheet          * Patient Prescription Processing
    * Release Medication        * Reprint an Outpatient Rx Label
```

```
Are you sure you want to immediately begin an NDF Update? NO// YES
```

```
The following PPS-N/NDF Update file(s) are available for install:
```

```
There are no files to install.
```

```
Enter to continue...
```

### **Example 2: Installation of all data files**

Select PPS-N Menu <FLD DDEV> Option: MI Manual Install of NDF Update file

Warning: The NDF update should only be done during off duty hours!  
Installation may take up to 30 minutes, and the following options  
will automatically be disabled during installation then enabled  
once installation has completed.

\* Print A PMI Sheet           \* Patient Prescription Processing  
\* Release Medication       \* Reprint an Outpatient Rx Label

Are you sure you want to immediately begin an NDF Update? NO// YES

The following PPS-N/NDF Update file(s) are available for install:

- 1)       PPS\_30PRV\_31NEW.DAT
- 2)       PPS\_31PRV\_32NEW.DAT

The files must be installed in sequential order and take around  
30 minutes each to install. Pharmacy will be down for that period  
of time. Do you want to install just the first one or all of them?

(F)irst file only or (A)ll files: A  
Please stand-by NDF update processing can take around 30 minutes...

WARNING: File has already been installed.  
Do you want to proceed with the installation? YES//

Beginning install for PPS\_30PRV\_31NEW.DAT  
Background monitoring started: (NOV 16, 2017@09:09:20)  
Importing the Update file into VistA...

Parsing the data...

Disabling mandatory options... NOV 16,2017@08:05:03

Disabling user defined Scheduled Options...

Disabling user defined Menu Options...

Disabling user defined Protocols...  
Storing PMI data...

Storing data into the rest of the NDF files...

Sending mail messages...

Beginning un-match/re-match to local drug file...

Generating mail messages for unmatched/re-matched drugs...

Validating cross references...

Enabling options...NOV 16,2017@08:05:17

Enabling user defined Scheduled Options...

Enabling user defined Menu Options...

Enabling user defined Protocols...  
Options and protocols enabled: NOV 16,2017@08:05:17

Processing Interactions...

```
Processing allergies...
Sending install completion message to PPS-N...
Installation completed.

Beginning install for PPS_31PRV_32NEW.DAT
Background monitoring started: (NOV 16, 2017@09:10:32)
Importing the Update file into VistA...

Parsing the data...

Disabling mandatory options... NOV 16,2017@08:06:15
Disabling user defined Scheduled Options...
Disabling user defined Menu Options...
Disabling user defined Protocols...
Storing PMI data...

Storing data into the rest of the NDF files...

Sending mail messages...

Beginning un-match/re-match to local drug file...

Generating mail messages for unmatched/re-matched drugs...

Validating cross references...

Enabling options...NOV 16,2017@08:06:29

Enabling user defined Scheduled Options...
Enabling user defined Menu Options...
Enabling user defined Protocols...
Options and protocols enabled: NOV 16,2017@08:06:29

Processing Interactions...

Processing allergies...

Sending install completion message to PPS-N...
Installation completed.
```

### **Example 3: Installation of first data files**

```
Select PPS-N Menu <FLD DDEV> Option: MI Manual Install of NDF Update file

Warning: The NDF update should only be done during off duty hours!
Installation may take up to 30 minutes, and the following options
will automatically be disabled during installation then enabled
once installation has completed.
```

```
* Print A PMI Sheet      * Patient Prescription Processing
* Release Medication     * Reprint an Outpatient Rx Label
```

Are you sure you want to immediately begin an NDF Update? NO// YES

The following PPS-N/NDF Update file(s) are available for install:

- 1) PPS\_30PRV\_31NEW.DAT
- 2) PPS\_31PRV\_32NEW.DAT

The files must be installed in sequential order and take around 30 minutes each to install. Pharmacy will be down for that period of time. Do you want to install just the first one or all of them?

(F)irst file only or (A)ll files: F

Please stand-by NDF update processing can take around 30 minutes...

WARNING: File has already been installed.

Do you want to proceed with the installation? YES//

Beginning install for PPS\_30PRV\_31NEW.DAT

Background monitoring started: (NOV 16, 2017@09:09:20)

Importing the Update file into VistA...

Parsing the data...

Disabling mandatory options... NOV 16,2017@08:05:03

Disabling user defined Scheduled Options...

Disabling user defined Menu Options...

Disabling user defined Protocols...

Storing PMI data...

Storing data into the rest of the NDF files...

Sending mail messages...

Beginning un-match/re-match to local drug file...

Generating mail messages for unmatched/re-matched drugs...

Validating cross references...

Enabling options...NOV 16,2017@08:05:17

Enabling user defined Scheduled Options...

Enabling user defined Menu Options...

Enabling user defined Protocols...

Options and protocols enabled: NOV 16,2017@08:05:17

Processing Interactions...

Processing allergies...

Sending install completion message to PPS-N...

Installation completed.



## Example 4: Installation, when there is one data file

```
Select PPS-N Menu <FLD DDEV> Option: MI Manual Install of NDF Update file

Warning: The NDF update should only be done during off duty hours!
Installation may take up to 30 minutes, and the following options
will automatically be disabled during installation then enabled
once installation has completed.

      * Print A PMI Sheet          * Patient Prescription Processing
      * Release Medication        * Reprint an Outpatient Rx Label

Are you sure you want to immediately begin an NDF Update? NO// YES

The following PPS-N/NDF Update file(s) are available for install:

1)      PPS_32PRV_33NEW.DAT

Please stand-by NDF update processing can take around 30 minutes...

WARNING: File has already been installed.
Do you want to proceed with the installation? YES//

Beginning install for PPS_32PRV_33NEW.DAT
Background monitoring started: (NOV 16, 2017@09:02:08)
Importing the Update file into VistA...

Parsing the data...

Disabling mandatory options... NOV 16,2017@07:57:51

Disabling user defined Scheduled Options...

Disabling user defined Menu Options...

Disabling user defined Protocols...
Storing PMI data...

Storing data into the rest of the NDF files...

Sending mail messages...

Beginning un-match/re-match to local drug file...

Generating mail messages for unmatched/re-matched drugs...

Validating cross references...

Enabling options...NOV 16,2017@07:58:14

Enabling user defined Scheduled Options...

Enabling user defined Menu Options...

Enabling user defined Protocols...
Options and protocols enabled: NOV 16,2017@07:58:14

Processing Interactions...

Processing allergies...

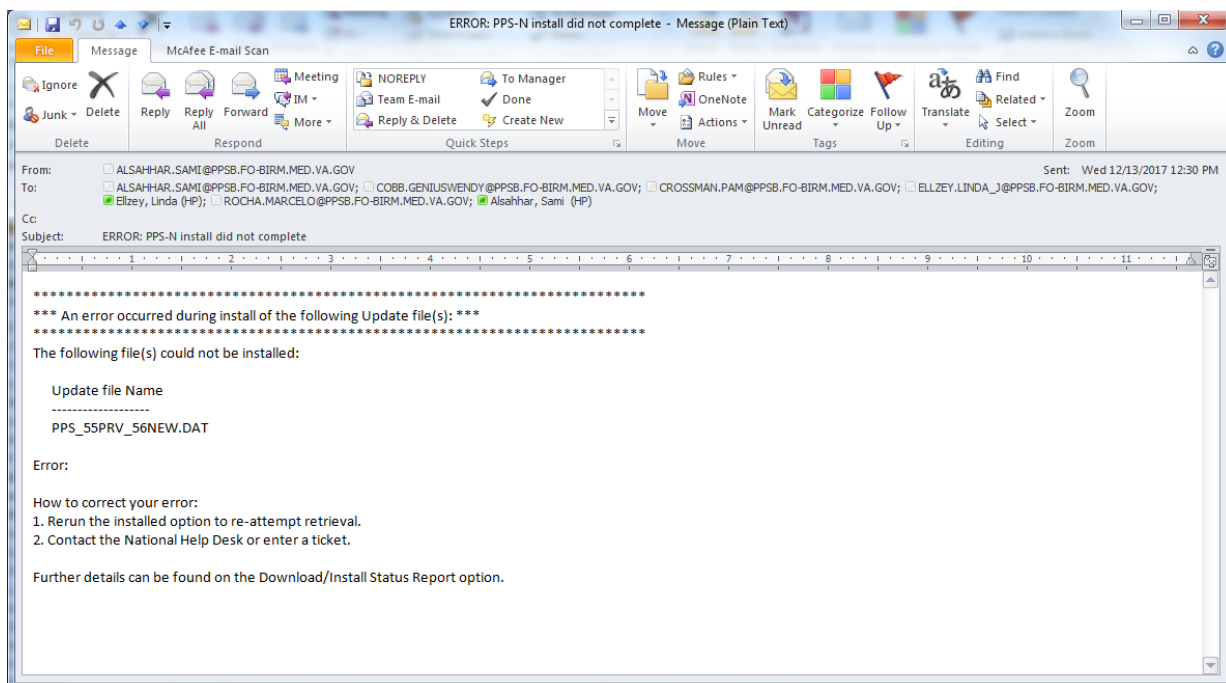
Sending install completion message to PPS-N...
```

Installation completed.

## **TaskMan scheduled install verify of data file [PSN PPS INSTALL VERIFY]**

This option runs automatically by the NDF data file install process and is used to verify and monitor installation. If installation is not completed within an hour, it will send the following error message to the holders of the PSNMGR security key, as well as to the primary and secondary PPS-N Mail Group fields defined under the PPS-N Site Parameters (Enter/Edit) [PSN PPS PARAM] option.

### **Example:**



## **Reject/Complete of NDF Update file [PSN PPS REJECT FILE]   Synonym: RJ**

This option is used by SQA to identify installation problems in the National VistA account before the file is released nationally. Local VistA users will only have access to send completion messages for the compliance report in PPS-N.

If the site is set (field 10 in the PPS-N Site Parameters (Enter/Edit) option) as PRODUCTION, PRODUCT SUPPORT, and TEST ACCOUNT then this option can only be used to send COMPLETE messages to the PPS-N server, or in the event that PPS-N did not get a complete message during installation.

### Example 1: Send complete message to PPS-N server.

```
Select PPS-N Menu <TEST ACCOUNT> Option: RJ  Reject/Complete of NDF Update
file
```

```
Enter the PPS-N data file name to be Updated: PPS_57PRV_58NEW.DAT
```

```
Complete message was sent to PPS-N. File should be approved/rejected
in PPS-N side.
```

```
Press Return to Continue:
```

### **PPS-N Site Parameters (Enter/Edit) [PSN PPS PARAM] Synonym: SP**

This option is used to create or update site parameters for the Pharmacy Product System - National (PPS-N).

The option is intended to be used by the Pharmacy ADPAC to correctly enter the PPS-N Site parameters used for the communication with the PPS-N server for downloading and installing National Drug file data.



The *PPS-N Site Parameters (Enter/Edit)* [PSN PPS PARAM] option requires the 'PSN PPS ADMIN' Security Key for editing the parameters.

### Select PPS-N Menu <FLD DDEV> Option: SP PPS-N Site Parameters (Enter/Edit)

```
Pharmacy Product System-National(PPS-N) Site Parameters
-----
```

```
1. PPS-N Install Version      : 29
2. PPS-N Download Version    : 29
3. *Open VMS Local Directory  : USER$:[ABC]
4. *Unix/Linux Local Directory : /xxx/xxxxxx/xxx/xxxx/xxxx/xxx/PPSN/
5. *Remote Server Address     : xxxxxxxxxxxxxxxxxxx.aac.va.gov
6. *Remote Server Directory   : /xxxxx/xxxxxxx/xxxxxxx/xxxxx/approved
7. *Remote SFTP Username      : xxxxxxxx
8. Primary PPS-N Mail Group   : local_outlook_mail_GROUP@va.gov
9. Secondary PPS-N Mail group : FIRST.LAST@VA.GOV
10. *PPS-N Account Type       : P - Production
11. *Legacy Update Processing  : NO
12. *Download Status          : NOT IN PROGRESS
13. *Install Status           : NOT IN PROGRESS
14. Disable Menus, Options, etc :
```

-----  
Select field number to Edit:



An '\*' (asterisk) before the field name indicates that PSN PPS COORD security key is required for editing these fields/parameters.

Field description of the *PPS-N Site Parameters (Enter/Edit) screen*:

**Install Version Number:**

This field contains the current version number of the last successful Pharmacy Product System - National (PPS-N) Update file that was last installed. For example if the last PPS-N Update file installed was PPS\_25PRV\_26NEW.DAT, this field would contain 26. When sites are brought on line with PPS-N, this parameter should equate to the last update file created by PPS-N at the time of configuration.

**Download Version Number:**

This field contains the version number for the last Pharmacy Product System - National (PPS-N) Update file downloaded. For example if the last PPS-N Update file downloaded was PPS\_25PRV\_26NEW.DAT, this field would contain 26. When sites are brought on line with PPS-N, this parameter should equate to the last update file created by PPS-N at the time of configuration.

**OpenVMS Local Directory:**

This field should only be defined for sites that run on OpenVMS operating system. The example display above shows both OpenVMS and Linux. This field contains the full path directory structure of where the PPS-N update file will be located (e.g., USER\$:[SFTP.PPSN]).

**Unix/Linux Local Directory:**

This field should only be defined for sites that run on a Linux operating system. The example display above shows both OpenVMS and Linux. This field contains the name of the local Unix/Linux secure directory where the Pharmacy Product System - National (PPS-N) Update file will be stored on the local system after download from the PPS-N server (e.g. /user/sftp/PPSN/). The option may prompt you for the following after enter the data and press <Enter> through it:

```
The directory above could not be found.
```

```
Would you like to create it now? N//
```

Answer **YES**.

**Remote Server Address:**

This is the secure FTP IP address of the Pharmacy Product System-National (PPS-N) server where the PPS-N NDF Update file will be retrieved.

**Remote Server Directory:**

This is the directory name at the Pharmacy Product System-National (PPS-N) server where the PPS-N NDF Update file will be retrieved.

**Remote SFTP User ID:**

This field contains the secure FTP username at the Pharmacy Product System – National (PPS-N) server where the PPS-N NDF Update file will be retrieved.

**Primary PPS-N Mail Group:**

Sites can set up an Outlook mail group consisting of individuals who need to receive notifications generated during PPS-N Update file processing. Holders of the PSNMGR key will continue to receive email notifications, but the Outlook mail group gives flexibility. The Outlook mail group will need to be defined in the *PPS-N Site Parameters (Enter/Edit)* [PSN PPS PARAM] option.

This field is used to store the MS Outlook email group or individual Outlook email address that will receive a copy of the PPS-N update messages. These messages include download and install information, Data Update for NDF report message, Updated Interactions and FDA Med Guide, Drugs Unmatched from National Drug file, Local Drugs Re-matched to NDF, and error messages. The Interactions and Allergies Updated email report will not be sent to Outlook email as it contains patient information. All users that hold the PSNMGR security key will continue to receive the report emails via MailMan.

**Secondary PPS-N Mail group:**

This field is used to store the secondary MS Outlook email group that will receive a copy of the PPS-N update messages. These messages include download and install information, Data Update for NDF report message, Updated Interactions and FDA Med Guide, Drugs Unmatched from National Drug file, Local Drugs Re-matched to NDF, and error messages. The Interactions and Allergies Updated email report will not be sent to Outlook email as it contains patient information. All users that hold the PSNMGR security key will continue to receive the report emails via MailMan.

**PPS-N Account Type:**

This field defines the type of Pharmacy Product System - National (PPS-N) account. The account type can be one of the following: "Q" for National Test SQA system, "T" for Test/Mirror Account, "S" for Product Support, "N" for QA NDFMS account, or "P" for Production account. Local VA sites will use "P" for their production accounts and "T" for their test/mirror accounts.

**Legacy Update:**

This field denotes YES or NO if the National Drug File will be updated by the legacy FORUM patch release process or the PPS-N 3.0 Update process. When NO is entered, sites will not be allowed to install patches from legacy FORUM patch process. Only PPS-N update files will be allowed.

**Download Status:**

This field is used to track the status of a PPS-N/NDF Update file download from the PPS-N sftp server.

**Install Status:**

This field is used to track the status of a PPS-N/NDF Update file install into the National Drug file package.

**DISABLE Scheduled Options, Menu Options and Protocols:**

Under this field, the site will select scheduled options, menu options, and protocols that needs be marked out of order during the data file installation process.

**Vista Comparison Report**

**[PSN PPS VISTA COMPARISON RPT]   Synonym: VC**

This option allows the user to view or print a report of the NDF changes for a date range. This report is meant for National SQA use but if a site wants to utilize this report they will need to turn auditing on for the NDF files. This was not done programmatically to leave the decision up to the site if they want to turn auditing on for all fields, but doing so would increase disk space usage. The following example shows how to turn auditing on for fields within a file. For multiple fields, you must list each out to see if the fields are audited. Note that word processing fields cannot be audited. The files utilized for NDF are:

- 50.416 DRUG INGREDIENTS
- 50.6 VA GENERIC
- 50.605 VA DRUG CLASS
- 50.606 DOSAGE FORM
- 50.607 DRUG UNITS
- 50.608 PACKAGE TYPE
- 50.609 PACKAGE SIZE
- 50.64 VA DISPENSE UNIT
- 50.67 NDC/UPN
- 50.68 VA PRODUCT
- 55.95 DRUG MANUFACTURER
- 56 DRUG INTERACTION

Auditing might be turned on for some of the files, however, for full utilization of the new option you would need to turn auditing on for all fields.

Select OPTION: OTHER OPTIONS  
Select OTHER OPTION: ??

Choose from:

- 1 FILEGRAMS
- 2 ARCHIVING
- 3 AUDITING
- 4 SCREENMAN
- 5 STATISTICS
- 6 EXTRACT DATA TO FILEMAN FILE
- 7 DATA EXPORT TO FOREIGN FORMAT
- 8 IMPORT DATA
- 9 BROWSER

Select OTHER OPTION: AUDITING  
Select AUDIT OPTION: ??

Choose from:

- 1 FIELDS BEING AUDITED
- 2 DATA DICTIONARIES BEING AUDITED
- 3 PURGE DATA AUDITS
- 4 PURGE DD AUDITS
- 5 TURN DATA AUDIT ON/OFF

Select AUDIT OPTION: 5 TURN DATA AUDIT ON/OFF  
AUDIT FROM WHAT FILE: VA PRODUCT// 50.68 VA PRODUCT (27674 entries)  
Select FIELD: ??

Choose from:

- .01 NAME y
- .05 VA GENERIC NAME y
- 1 DOSAGE FORM y
- 2 STRENGTH y
- 3 UNITS y
- 4 NATIONAL FORMULARY NAME y
- 5 VA PRINT NAME y
- 6 VA PRODUCT IDENTIFIER y
- 7 TRANSMIT TO CMOP y
- 8 VA DISPENSE UNIT y
- 11 GCNSEQNO n
- 12 PREVIOUS GCNSEQNO n
- 13 NDC LINK TO GCNSEQNO y
- 14 ACTIVE INGREDIENTS (multiple)
- 15 PRIMARY VA DRUG CLASS y
- 16 SECONDARY VA DRUG CLASS (multiple)
- 17 NATIONAL FORMULARY INDICATOR y
- 19 CS FEDERAL SCHEDULE y
- 20 SINGLE/MULTI SOURCE PRODUCT y
- 21 INACTIVATION DATE y
- 23 EXCLUDE DRG-DRG INTERACTION CK y
- 25 MAX SINGLE DOSE y
- 26 MIN SINGLE DOSE y
- 27 MAX DAILY DOSE y
- 28 MIN DAILY DOSE y
- 29 MAX CUMULATIVE DOSE y
- 30 DSS NUMBER y
- 31 OVERRIDE DF DOSE CHK EXCLUSION y
- 32 MAXIMUM DAYS SUPPLY y
- 40 CREATE DEFAULT POSSIBLE DOSAGE y
- 41 POSSIBLE DOSAGES TO CREATE y
- 42 PACKAGE y
- 43 CODING SYSTEM (multiple)

```

45          COPAY TIER (multiple)
99.98      MASTER ENTRY FOR VUID   y
99.99      VUID   y
99.991     EFFECTIVE DATE/TIME (multiple)
100        FDA MED GUIDE   y
101        HAZARDOUS TO HANDLE   y
102        HAZARDOUS TO DISPOSE   y
103        PRIMARY EPA CODE   y
104        WASTE SORT CODE   y
108        CLINICAL EFFECTS OF DRUG (multiple)
109        FORMULARY DESIGNATOR   y
2000      SERVICE CODE   y

Select FIELD: 11 GCNSEQNO   n
AUDIT: n// YES, ALWAYS

Select FIELD: 12 PREVIOUS GCNSEQNO   n
AUDIT: n// YES, ALWAYS

Select FIELD: 45 COPAY TIER (multiple)
Select COPAY TIER SUB-FIELD: ??

Choose from:
.01        COPAY TIER LEVEL   y
1          COPAY EFFECTIVE DATE   y
2          COPAY END DATE   y

Select COPAY TIER SUB-FIELD:

Select AUDIT OPTION:

Select OTHER OPTION:

```

**Download/Install Status Report**

**[PSN PPS DNLD/INST STATUS REP]   Synonym: DIS**

This option is used to display information regarding the status of the **DOWNLOAD** or **INSTALL** of files found in the PPS-N UPDATE CONTROL file (#57.23).

**Example 1:**

```

Select PPS-N Menu <TEST ACCOUNT> Option: DIS Download/Install Status Report
Select (D)ownload Detail, (I)nstall Detail or (Q)uit: DOWNLOAD
Enter Start Date: T-3 (DEC 08, 2017)
Enter End Date: T (DEC 11, 2017)

DOWNLOAD FILE NAME          DOWNLOAD BEGIN DT/TM   COMPLETION DT/TM
Dec 08, 2017 to Dec 11, 2017          PAGE: 1
-----

```



```
(1) PPS_50PRV_51NEW.DAT      DEC 08, 2017@15:56:35  DEC 08, 2017@15:56:41
(2) PPS_51PRV_52NEW.DAT      DEC 10, 2017@15:15:44  DEC 10, 2017@15:15:50
(3) PPS_52PRV_53NEW.DAT      DEC 10, 2017@15:33:06  DEC 10, 2017@15:33:12
```

Select a Download File for greater detail. Choose 1-3 or '^' to Quit: **3**

DOWNLOAD INFORMATION FOR FILE PPS\_52PRV\_53NEW.DAT

PAGE: 1

```
-----
Download File Name:          PPS_52PRV_53NEW.DAT
Download Begin Date/Time:    Dec 10, 2017@15:33:06
Download Complete Date/Time: Dec 10, 2017@15:33:12
Download File Size:          4884321
Download Error Message:
```

Press Return to Continue:

```
DOWNLOAD FILE NAME          DOWNLOAD BEGIN DT/TM      COMPLETION DT/TM
Dec 08, 2017 to Dec 11, 2017
```

PAGE: 1

```
-----
(1) PPS_50PRV_51NEW.DAT      DEC 08, 2017@15:56:35  DEC 08, 2017@15:56:41
(2) PPS_51PRV_52NEW.DAT      DEC 10, 2017@15:15:44  DEC 10, 2017@15:15:50
(3) PPS_52PRV_53NEW.DAT      DEC 10, 2017@15:33:06  DEC 10, 2017@15:33:12
```

Select a Download File for greater detail. Choose 1-3 or '^' to Quit:

## **Example 2:**

Select PPS-N Menu <TEST ACCOUNT> Option: **DIS Download/Install Status Report**

Select (D)ownload Detail, (I)nstall Detail or (Q)uit: **INSTALL**

Enter Start Date: **T-3** (DEC 08, 2017)

Enter End Date: **T** (DEC 11, 2017)

```
INSTALL FILE NAME          INSTALL BEGIN DT/TM      COMPLETION DT/TM
Dec 08, 2017 to Dec 11, 2017
```

PAGE: 1

```
-----
(1) PPS_50PRV_51NEW.DAT;1    DEC 10, 2017@11:37:54  DEC 10, 2017@11:42:21
(2) PPS_50PRV_51NEW.DAT;1    DEC 10, 2017@12:18:20  DEC 10, 2017@12:19:43
(3) PPS_50PRV_51NEW.DAT;1    DEC 10, 2017@13:31:53  DEC 10, 2017@13:33:14
(4) PPS_51PRV_52NEW.DAT;1    DEC 10, 2017@15:15:57  DEC 10, 2017@15:17:16
```

Select an Install File for greater detail. Choose 1-4 or '^' to Quit: **4**

Current Install Status:

```
-----
Name:                      PPSN
Open VMS Local Directory:
```

```

UNIX/LINUX Local Directory: REDACTED
PPS-N Install Version:      52
PPS-N Mail Group:          REDACTED
Secondary Mail Group:      REDACTED VA.GOV
PPS-N Download Version:    53
Download Status:           NOT IN PROGRESS
Install Status:            NOT IN PROGRESS

```

Install Information for file PPS\_51PRV\_52NEW.DAT;1:

```

-----
Install Begin Date/Time:    DEC 10, 2017@15:15:57
Install Completion Date/Time: DEC 10, 2017@15:17:16
Last Vista file processed: 50.68
Last File IEN processed:   24282,
Last TMP file subscript:   TMP(PSN PPSN PARSED,29495,DATAO,50.68,99
Last Update file section:  DATA
Displayed Last:            Installation completed.

```

Select (E)rror Detail or (Q)uit: ERROR

ERROR INFORMATION FOR FILE PPS\_51PRV\_52NEW.DAT;1

PAGE: 1

-----  
No Error Information for this file  
Press Return to Continue:

Current Install Status:

```

-----
Name:                        PPSN
Open VMS Local Directory:
UNIX/LINUX Local Directory: REDACTED /
PPS-N Install Version:      52
PPS-N Mail Group:          REDACTED v
Secondary Mail Group:      REDACTED
PPS-N Download Version:    53
Download Status:           NOT IN PROGRESS
Install Status:            NOT IN PROGRESS

```

Install Information for file PPS\_51PRV\_52NEW.DAT;1:

```

-----
Install Begin Date/Time:    DEC 10, 2017@15:15:57
Install Completion Date/Time: DEC 10, 2017@15:17:16
Last Vista file processed: 50.68
Last File IEN processed:   24282,
Last TMP file subscript:   TMP(PSN PPSN PARSED,29495,DATAO,50.68,99
Last Update file section:  DATA
Displayed Last:            Installation completed.

```

Select (E)rror Detail or (Q)uit: QUIT

INSTALL FILE NAME	INSTALL BEGIN DT/TM	COMPLETION DT/TM
Dec 08, 2017 to Dec 11, 2017		PAGE: 1
(1) PPS_50PRV_51NEW.DAT;1	DEC 10, 2017@11:37:54	DEC 10, 2017@11:42:21
(2) PPS_50PRV_51NEW.DAT;1	DEC 10, 2017@12:18:20	DEC 10, 2017@12:19:43
(3) PPS_50PRV_51NEW.DAT;1	DEC 10, 2017@13:31:53	DEC 10, 2017@13:33:14
(4) PPS_51PRV_52NEW.DAT;1	DEC 10, 2017@15:15:57	DEC 10, 2017@15:17:16

```
Select an Install File for greater detail. Choose 1-4 or '^' to Quit: ^
Select (D)ownload Detail, (I)nstall Detail or (Q)uit: ^
```

## Manage Secure Shell (SSH) Keys [PSN PPS SSH KEY MANAGEMENT] **Synonym: SSH**

This option is used for managing SSH encryption keys used in PPS-N data file download from the server.

Once the PPS-N parameters have been entered the next step is to create a pair of SSH encryption keys that will be used for authenticating the sFTP connection to the state automatically bypassing the need for the user to type in a sFTP password. This will enable the data file download from the PPS-N server. Use the Manage Secure Shell (SSH) Keys [PSO PPS-N SSH KEY MANAGEMENT] option and follow the steps below:



The Manage Secure Shell (SSH) Keys [PSN PPS SSH KEY MANAGEMENT] option requires the PSN PPS COORD Security Key for creating or deleting SSH Key pairs.

- **Verify that you don't have an SSH Key pair in place. You can use the Action 'V' (View Public SSH Key) for this purpose, as seen in the example below:**

```
Select one of the following:

      V      View Public SSH Key
      C      Create New SSH Key Pair
      D      Delete SSH Key Pair
      H      Help with SSH Keys

Action: V// v View Public SSH Key

[No SSH Key Pair found]

Press Return to continue:
```

The message [No SSH Key Pair found] displayed above indicates that there are no SSH keys meaning that it is okay to proceed with the creation of a new SSH Key Pair.

- If you are not sure how to create and share the Public SSH Key invoke the Action 'H' for detailed information to help you successfully create and share the key with the state. It is recommended that you use RSA.

Action: V// **h** Help with SSH Keys

Secure Shell (SSH) Encryption Keys are used to allow data file download. Follow the steps below to successfully setup data file download from Austin server to Vista sites:

Step 1: Select the 'C' (Create New SSH Key Pair) Action and follow the prompts to create a new pair of SSH keys. If you already have an existing SSH Key Pair you can skip this step. You can check whether you already have an existing SSH Key Pair through the 'V' (View Public SSH Key) Action.

Encryption Type: RSA or DSA?  
-----

Rivest, Shamir & Adleman (RSA) and Digital Signature Algorithm (DSA) are two of the most common encryption algorithms used in IT industry for securely sharing data. The majority of servers can handle either type; however there are some servers that accept only one specific type.

Press Return to continue:

Step 2: Share the Public SSH Key content with the PPS-N SFTP server (Austin). In order to successfully establish the data download files, the SFTP server at Austin needs to install/configure the new SSH Key created in step 1 for the user id they assigned to your site. Use the 'V' (View Public SSH Key) Action to retrieve the content of the Public SSH key. The Public SSH Key should not contain line-feed characters, therefore after you copy & paste it from the terminal emulator into an email or text editor make sure it contains only one line of text (no wrapping).

- Once you have read the Help text above proceed to creating the SSH Key Pair by selecting the Action 'C' (Create New SSH Key Pair)

Action: V// **C** Create New SSH Key Pair

Enter your Current Signature Code:      SIGNATURE VERIFIED

Select one of the following:

RSA	Rivest, Shamir & Adleman (RSA)
DSA	Digital Signature Algorithm (DSA)

SSH Key Encryption Type: RSA// ?

Rivest, Shamir & Adleman (RSA) and Digital Signature Algorithm (DSA) are two of the most common encryption algorithms used by the IT industry for securely sharing data. The majority of servers can handle either type.

You will need to contact the Austin SFTP server support to determine which type to select.

Select one of the following:

RSA	Rivest, Shamir & Adleman (RSA)
DSA	Digital Signature Algorithm (DSA)

```
SSH Key Encryption Type: RSA// Rivest, Shamir & Adleman (RSA)


Confirm Creation of SSH Keys? NO// YES

Creating New SSH Keys, please wait...Done.
```

- Once you have created the new SSH Key Pair use the Action ‘V’ (View Public SSH Key) one more time to retrieve the content of the Public SSH Key so that you can share with the sftp server.

```
Public SSH Key (RSA) content (does not include dash lines):
-----
ssh-rsa AAAAB3NzaC1yc2EAAAADAQABAAQDfdQ3vqmqVKT2V6gn34Q42fGJz7hYgEGaP48Hpxk7u
ZKid0DkUnk4NKI4bf5uwng2TeT5/fPDazUuTRJCWwJ2hmpBaUXJ+y9b+E5jXsjk8cWRz4frjGz38PTE1
J0205eYTwRoAeK9qYxVyBiYd7GJjzZkaNL32P3tFMQfBb09bhdeMwtarkPSo6gh65rXGS+3R4DgU5xFd
QeUU7SGXaVxTEXAsKQagaPIC1Xrk4wFZ8Q3JvDviWHrKXGb3gmg5RWXC7pHTuZf7LRzhBaDYUubqXN+6k
x06CycvB6GanQaf1cf1+AO209pdJ1J4DN21A/HDV3BsJNLI926zgMa7ci8kL
-----
```

- Send the key to AITC to be added.



### Example: A screen shot of a request

The screenshot shows the CA Service Desk Manager interface. At the top, it displays 'R16297021FY17 Request Detail - CA Service Desk Manager - Internet Explorer'. The user 'Anderson, Richard' is logged out. The main content area shows the following details:

Requester	Affected End User	Call Origin	Request Area	Status	Priority
Steidl, Robert A	Steidl, Robert A	Self Service Portal	WEB.SVS.OPS	Closed	4

Below this is a 'Detail' section with the following information:

Reported By	Assignee	Group	Configuration Item
Anderson, Richard C	Dombrowski, Neil A	EO Linux Sys Admin VHA Team	vausmoctpprd01
Severity	Urgency	Impact	Active?
4	4	4	NO
Charge Back ID	Call Back Date/Time	Resolution Code	Resolution Method
Change	Caused by Change Order	External System Ticket	
Affects Patient Safety	Patient Safety Ticket #		

The 'Summary Information' section includes:

- Summary:** MOC-ADD authorized Key to SFTP server
- Description:** add the authorized\_keys file for the presftp user on the production sftp server, vausmoctpprd01.aac.va.gov: ssh-rsa AAAAB3NzaC1yc2EAAAABIwAAQEApm1Q67CNQ0t4ISk6hXKJ5ZEQYdSg0v1z2TE/9IHdGkQsAm1NVK0T2m1pj+5WCAJyUrdQrtdnz4nSR04H/pT5GVWgnuB6HX7njgHcqPyAgyka0KvK/SNQRw2j/Btm1C134k9uwaey08Ppes5cEYAh8h/zXIGBYZ2hDrDGMorr6frkvDAJP
- Open Date/Time:** 09/01/2017 07:06 am
- Last Modified:** 09/01/2017 07:18 am
- Resolve Date/Time:** 09/01/2017 07:18 am

At the bottom, there are tabs for '1. Additional Information', '2. Logs', '3. Knowledge Management', and '4. Relationships'. Below these are sections for 'Service Type List' and 'Service Types In Effect'.

## Glossary

---

### **Automatic Matching by NDC Matching**

This is the pairing of a drug from the local DRUG file (#50) with a drug in the National Drug files with the same NDC number. This matching will be accomplished when the option *Automatic Match of Unmatched Drugs* is executed for the first time.

### **Active Drug**

Drugs that contain no inactivation date in the INACTIVE DATE field (#100) of the local DRUG file (#50).

### **Bulk Compound**

An item manufactured by the pharmacy in a large quantity (gallons, pounds, etc.) and kept on hand to be dispensed in smaller quantities (ounces, grams, etc.). Identified by the code "M" in the DEA, SPECIAL HDLG field (#3) of the local DRUG file (#50).

### **CLINICAL EFFECTS OF DRUG Field (#50.68108)**

This field contains the package associated with the clinical effect duration. Only the default value of NO will be displayed and other fields will not be populated.

### **CMOP**

Consolidated Mail Outpatient Pharmacy.

### **Copay Tier**

This VistA field indicates the level of copayment a Pharmacy product has as it relates to the calculation of the copayment amount. The tier levels include Tier 0, Tier 1, Tier 2 and Tier 3. See **Fixed Medication Copay Tier** definition below for the types of products associated with each tier.

### **DOT SHIPPING CODE Field (#105)**

This field contains the DOT shipping code associated with the disposal of the drug.

**DEA, SPECIAL HDLG  
Field (#3)**

A field of the local DRUG file (#50). Contains one or more codes representing special characteristics of a product.

**DRUG File**

*See Local DRUG File (#50).*

**DRUG INGREDIENTS  
File (#50.416)**

A file that contains individual generic drugs that are components of various drug products.

**Error**

In the National Drug File (NDF) software, an error is an entry in the NATIONAL DRUG TRANSLATION file (#50.612) that does not have a match in the local DRUG file (#50).

**FDA Medication Guide**

Paper handouts that come with many prescription medicines given to the patient. The guides address issues that are specific to particular drugs and drug classes, and contain FDA-approved information that can help patients avoid serious adverse events.

**Fixed Medication Copay Tier**

Mandated Criteria specifying how copay amounts will be calculated determined by the Tier level designated for a Pharmacy Product including: Tier 1 - selected generic, Tier 2 - generic and Tier 3 - brand name products. A Tier 0 will be used for Supplies, and other exempt products.

**FORMULARY DESIGNATOR  
Field (#109)**

This field is used to classify prior authorization levels before dispensing. Prior authorization is used to ensure that the medication is appropriate for each individual veteran. Examples are:.

- Prior Authorization-National (PA-N) refers to medications that are formulary, but require prior approval at the national level before dispensing.

- Prior Authorization-VISN (PA-V) refers

to medications that are formulary, require prior approval at the VISN level before dispensing.

- Prior Authorization-Facility (PA-F) refers to medications that are formulary, but require prior approval at the facility level before dispensing.

- Prior Authorization-DOD COC refers to medications that are formulary, but require prior approval for Department of Defense Continuity of Care.

**FORMULARY DESIGNATOR  
TEXT Field (#50.681)**

This field contains the descriptive text of the formulary designator.

**FSN**

Federal Stock Number. A unique identifying number assigned by the Federal Supply system to a product (drug, supply, food item, etc.) for ordering and accounting purposes. Synonymous with the National Stock Number (NSN). One of the fields in the local DRUG file (#50).

**HAZARDOUS TO HANDLE  
Field (#101)**

This field indicates whether a drug exhibits one or more characteristics that makes it hazardous to handle (i.e. toxicity, carcinogenicity, etc.)

**HAZARDOUS TO DISPOSE  
Field (#102)**

This field indicates whether a drug exhibits one or more characteristics that makes it hazardous to dispose (i.e. toxicity, carcinogenicity, etc.)

**Investigational Drug**

A new drug for which an investigational new drug application has been filed with, and approved by the Food and Drug Administration (FDA). The drug may be a new chemical compound which has not been released for general use and is not available through regular channels of interstate commerce, or it may be an approved drug



with a new use, different dosage level, different route of administration, or a new combination of drugs. Identified by the code "T" in the DEA, SPECIAL HDLG field (# 3) of the local DRUG file (#50).

**Local DRUG File**

This file contains the local GENERIC NAME (#.01), INACTIVE DATE (#100), DEA, SPECIAL HDLG (#3), and NDC fields, as well as others. NDF software attempts to match products from this file with products in the VA GENERIC file (#50.6) and the VA PRODUCT file (#50.58).

**Local Generic Name**

Field #.01. The first field in the local DRUG file (#50). This is the identifying name for the item. It is this name that is routinely printed on prescription labels, medication administration records, inventory sheets, etc. The field name is GENERIC NAME (#.01). These terms are interchangeable throughout this document. This field is automatically stuffed with the VA Print Name when an item is marked for CMOP transmission.

**Manually Classed Drug**

A drug from the local DRUG file (#50) which could not be matched to the National Drug files, but has been assigned a VA Drug Classification through the use of the *Allow Unmatched Drugs to be Classed* menu option.

**Manufacturer Code**

The first portion of the NDC number (the first 4-6 digits). Identifies the manufacturer of the product.

**Manufactured in Pharmacy**

An item which is manufactured (or compounded) by pharmacy services on a prescription-by-prescription basis (as opposed to a bulk compound). Identified by the code "0" in the DEA, SPECIAL HDLG field (#3) of the local DRUG file (#50).

**National Drug File Package or**

This software package attempts to match

**National Drug File Software**

the National Drug file entries with local DRUG file (#50) entries using both automatic matching and manual matching. The automatic matching is by NDC number only.

**National Drug files**

VA GENERIC file (#50.6), VA PRODUCT file (# 50.68), NDC/UPN file (#50.67). Three files that contain a list of available drug products. Includes specific information for each product, including trade name, NDC number manufacturer, VA Drug Class code, dosage form, route of administration, strength, units, ingredients, ingredient strength and units, package code, package size, package type, VA product name, and VA generic name. NDF software attempts to match products from this file with products in the local DRUG file (#50).

**National Drug Identifier**

A unique, HL7 compatible code assigned to all products marked for CMOP transmission. This code is utilized to transmit VA Print name and dispense unit from *VISTA* to the vendor.

**NATIONAL DRUG TRANSLATION File**

File #50.612. A temporary file that is created by the NDF software. This file will contain information on drugs that have been matched, or for which a match was attempted.

**NDC (NDC Number)**

National Drug Code. A unique number assigned to a drug by the manufacturer for identification purposes. The NDC is in one of three formats: 4-4-2, 5-3-2, or 5-4-1. The first part is the manufacturer's code, the second part is the product number, and the last is the code for the package size and type. This is one of the fields in the local DRUG file (#50).

**NDF**

National Drug File. In this document, NDF refers to either the National Drug file

software. (See *National Drug File Package or National Drug File Software*.)

**OTC**

Over-the-Counter. A term used to describe a product that may be supplied or purchased without a physician's prescription. Identified by the code "9" in the DEA, SPECIAL HDLG field (#3) of the local DRUG file (#50).

**Package Code**

The last portion of the NDC number (the last two digits). This identifies the package type and size in which the product is supplied.

**Package Size**

The actual (physical) amount of a drug in the individual package (i.e., 5000 capsules per bottle).

**Package Type**

The physical container in which a drug is supplied (i.e., bottle, vial).

**PMI Sheet**

Patient Medication Information Sheet. Medication information sheets given to the patient to explain how and why to take a medication and the possible side effects. The information supplied in the PMI sheet is supplied by a commercial vendor.

**PPS-N**

The Pharmacy Product System-National (PPS-N) is a Web-based application that provides the ability to manage pharmacy-specific data across the VA enterprise, ensuring that all facilities are using the same base data for their operations. It allows approved national VA personnel to easily, quickly, and safely manage the VA National Formulary which directs which products (such as medications and supplies) are to be purchased and used by the VA hospital system.

**PRIMARY EPA CODE Field (#103)** This field contains the Environmental Protection Agency (EPA) waste code which identifies the drugs hazardous waste characteristics. For example: EPA waste

code P001 for Warfarin, and salts, when present, at concentrations greater than 0.3%.

**Product Code**

The second portion of the NDC number (the second four digits) that identifies the specific drug.

**PSNMGR**

The name of the primary menu option and of the key that must be assigned to the pharmacy coordinator and supervisors using the National Drug File software.

**Supply Item**

A non-drug item entered into the GENERIC NAME field (#.01) of the local DRUG file (#50) that may be a prosthetic or expendable item such as ostomy supply, alcohol pads, syringes, bed pans, etc. identified by the code "S" in the DEA, SPECIAL HDLG field (#3) of the local DRUG file (#50).

**Trade Name**

This is the brand name. The name given to a generic product to distinguish it as one produced and sold by a specific manufacturer.

**UPC**

Universal Product Code. A unique number assigned to a product by a manufacturer commonly used for supply items. These may be found in the NDC/UPN file (#50.67).

**VA Dispense Unit**

The standardized unit assigned to a product when the product is marked for CMOP transmission.

**VA DRUG CLASS File**

File (#50.605). This file contains the VA Drug Classification codes and their descriptions. Each product in the National Drug files has one of these codes assigned.

**VA Generic Name**

A name given to an item (drug, supply, etc. in the VA GENERIC file (#50.6)). It is this name which is matched with the entry in the GENERIC NAME (local generic name) field (#.01) of the local DRUG file (#50). This

name does not contain strength, unit, or dosage form.

**VA Print Name**

The forty-character name assigned as the name that prints on all prescription labels for products marked for CMOP transmission.

**VA Product Name**

The unique name assigned to each drug product in the National Drug files. This name comes from the VA PRODUCT file (#50.68) and includes strength, unit, and dosage form.

**VISTA**

Veterans Health Information Systems and Technology Architecture.

**WASTE SORT CODE Field (#104)**

This field contains the waste sort code associated with disposal of the drug.

**Index**

---

*A*

- Allow Unmatched Drugs to be Classed · **13**
  - Allow Unmatched Drugs to be Classed (Loop) · **14**
  - Allow Unmatched Drugs to be Classed (Single Drug) · **13**
  - Attempt to Class Item already Matched, Classed, and Merged · **15**
  - Automatic Match of Unmatched Drugs · **12**
- 

*D*

- Drug-Drug Interaction Report · **34**
- 

*E*

- Entering National Drug Codes · **3**
- 

*F*

- Fixed Medication Copay Tier · **55**

---

## *I*

Icons · **2**  
Inquire to Local Drug File · **38**  
Inquire to Local Drug File by Generic Name Chosen · **38**  
Inquire to National Files · **42**  
Inquire to VA Product Info For Local Drug · **40**  
Inquiry Options · **38**  
Introduction · **1**

---

## *L*

Local Drug File Report · **17**  
Local Drug/VA Print Name Report · **34**  
Local Drugs Excluded from Drug-Drug Interactions · **36**  
Local Drugs with No Match to NDF Report · **29**  
Local Drugs with No VA Drug Class Report · **22**  
Local Formulary Report · **30**  
Loop Interrupted When No Default Class and No Value Entered · **14**

---

## *M*

Manually Classed Drugs Report · **28**  
Menu · **4**  
Merge National Drug File Data Into Local File · **11**

---

## *N*

National Drug File Reports Menu · **16**  
National Drug File V. 4.0 Menu · **4**  
National Formulary Report · **33**  
NDC/UPN Inquiry · **41**  
NDF Info From Your Local Drug File · **25**

---

## *P*

Pharmacy Pre-Installation Preparation · **3**  
Print a PMI Sheet · **43**  
Printing an FDA Medication Guide · **45**  
Printing a Patient Medication Information Sheet · **43**

---

## *R*

Related Manuals · **1**  
Rematch/Match Single Drugs · **5**

Report of Attempted Match Drugs · **19**  
Report of VA Generic Names from National Drug · **18**

---

**S**

Supply (XA000) VA Class Report · **27**

---

**U**

Using the Inquire Options · **38**  
Using the Matching Options · **5**  
Using the National Drug File Reports Menu · **16**

---

**V**

VA Drug Classification · **24**  
VA Product Names By Class Report · **37**  
VA Product Names Matched Report · **20**  
VA Products Excluded from Drug-Drug Interactions · **37**  
VA Products Marked for CMOP Transmission · **35**  
Verify Matches · **8**  
Verify Single Match · **9**  
Verify Single Match, Drug Already Verified · **10**  
Verify Single Match, Drug Not Matched · **10**