

Bed Management Solution (BMS)

Technical Manual



December 2020

Revision History

Creation Date	Version No.	Description/Comments	Author(s)	Reviewer(s)	Review Type	Issue Date
12/10/2020	2.4.3	Updated/added several Policy Manager definitions; several reports listings were missing/incorrect	Redacted			
10/15/2020	2.4.2	Updated the list of file listings for Web, DB, and App servers	Redacted			
07/01/2020	2.4.1	Changed the Revision History to follow BMS Application versioning. Updated for Vrsion 2.4.1 in document.	Redacted			
01/13/2020	0.12	Updated for Version 2.4: Minor editing changes to format. Updated release dates on title page and footer.	Redacted			
4/23/2019 – 07/24/2019	0.11	Updated document for BMS v2.3.1: Updates to Figure Diagrams to reflect current BMS is using VIA not MDWS, updated parameter tables to include VIA parameters, updated, new service account user to reflect new service account for new server migration.	Redacted			07/24/2019
12/19/2016	0.10	Updated for BMS 2.1 merge of VAE MDWS–VIA migration	Redacted	Redacted		

Creation Date	Version No.	Description/Comments	Author(s)	Reviewer(s)	Review Type	Issue Date
11/29/2016	0.9	Updated for December 2016 Release, added section "CA SiteMinder Web Agent" installation	Redacted			
11/2/2016	0.8	Updated document for Public VDA Portal, 508 compliance and removed real servernames and url addresses.	Redacted			
8/5/2016	0.7	Updated document for BMS v2.0: Updates to Figure 1 Diagram, SQL Server version, ASP.NET, MVC.	Redacted			8/12/2016
3/4/2016	0.6	Removed real URL and server addresses and replaced them with generic address names throughout the document	Redacted			3/4/2016
7/15/2015	0.5	Final team review	Redacted			7/15/15
06/05/2015	0.5	Technical edit. Fix issues with table of tables and table of figures.	Redacted			06/30/2015

Creation Date	Version No.	Description/Comments	Author(s)	Reviewer(s)	Review Type	Issue Date
6/05/2015	0.5	<p>Updated the following sections:</p> <p>2.2 System Requirements</p> <p>2.3 Configuration Parameters</p> <p>2.4 Scheduled Windows and SQL Jobs Configuration</p> <p>2.4.1 BMS Reports Full</p> <p>2.4.2 BMS Incremental</p> <p>2.4.3 BMS Reports WMI</p> <p>2.5 Ward Whiteboard Kiosk Setup</p> <p>2.6 Whiteboard Snapshot Configuration</p> <p>2.7 EMS Mobile Defice Configuration</p> <p>2.9 NUMI Integration</p> <p>3.3 Database Architecture</p> <p>3.4 Component Files</p> <p>7 Software Security</p>	Redacted			6/30/2015
07/17/2013	0.4	<p>Updated section 2.3 Configuration Parameters, updated section 2.5 Whiteboard Kiosk Mode, updated section 2.7 EMS Mobile Device Configuration, added Appendix 9.5,</p>	Redacted			07/19/2013
07/29/2013	0.3	<p>Updated section 2.8.1.1 to include the MDWS Endpoint.</p>	Redacted			08/06/2013

Creation Date	Version No.	Description/Comments	Author(s)	Reviewer(s)	Review Type	Issue Date
10/07/2013	0.2	Updated section 2.2 with service account information, Renamed and Updated section 2.6.3, Added a note to section 2.6.4, added log files to section 8.	Redacted			10/15/2013
06/12/2013	0.1	Initial baseline.	Redacted			07/09/2013

Table of Contents

1	Introduction	12
1.1	Purpose	12
1.2	BMS Overview.....	12
1.3	References.....	12
2	Implementation and Maintenance	13
2.1	BMS Infrastructure Diagram	13
2.2	System Requirements (Hardware and Software).....	14
2.3	Configuration Parameters.....	16
2.4	Scheduled Windows and SQL Jobs Configuration.....	117
2.4.1	BMS Reports Full.....	117
2.4.2	BMS Incremental	138
2.4.3	BMS Reports Windows Management Instrumentation (WMI).....	145
2.5	Ward Whiteboard Kiosk Mode Display Configuration (BMS Whiteboard Kiosk Setup)	146
2.5.1	Create the Ward Whiteboard Kiosk URL	148
2.5.2	Set up a default user for the BMS Kiosk	149
2.5.3	Set up the Workstation / Kiosk Machine	151
2.6	Whiteboard Snapshot Configuration	161
2.6.1	Create Snapshot Folder.....	161
2.6.2	Define Network Share.....	162
2.6.3	Assign Rights to Master BMS Service Account User	164
2.6.4	Assign Snapshot Folder Path to Ward Group	169
2.6.5	Associate Scheduler with Whiteboard Report	169
2.7	EMS Mobile Device Configuration	170
2.7.1	Configure EMS Mobile Device Default Login User.....	170
2.7.2	Configure EMS Mobile Device URL	172
2.8	VistA Integration	173
2.8.1	Choose VistA Site.....	173
2.8.2	Define Schedulers	174
2.8.3	Run Scheduler	175
2.8.4	View Audit Results	176
2.9	NUMI Integration	178
	Integration Settings.....	178
2.9.1	Choose VistA Site.....	179
2.9.2	Define Schedulers	179
2.9.3	Select Scheduler.....	179
3	Application structure	180
3.1	Application Components.....	180

3.2	Application Directory Structure	180
3.3	Database Architecture	181
3.4	Component Files	182
4	Archiving	211
5	External Relationships	211
6	External Interfaces	212
7	Software Security	213
7.1	Policy Manager.....	215
7.2	Operation Definitions	215
7.3	Task Definitions	226
7.4	Role Definitions	236
7.5	Assigning a Role to a User	238
7.6	Adding a New Role.....	239
7.7	Adding a New Task.....	241
7.8	Adding a New Operation	243
7.9	Business scenarios and use cases	244
8	Detailed Functional Model on Each Interface	246
8.1	Service contracts	246
	Data contracts	250
8.2	BMS Roles	250
9	Troubleshooting	251
10	Appendix A – BMS Diagrams.....	255
10.1	Business Process Diagrams.....	255
10.2	Activity Diagram	259
10.3	Functional Flow Diagram.....	261
11	Appendix B - Terms, Acronyms, and Abbreviations	263

List of Tables

Table 1-Server for Web Applications	14
Table 2-Application Server	14
Table 3-Database Server	15
Table 4-BMS ServiceHost Configuration Parameters	16
Table 5-EIS Service Configuration Parameters	95
Table 6-EVS Service Configuration Parameters	98
Table 7-PAP Service Configuration Parameters.....	102
Table 8-PDP Service Configuration Parameters.....	105
Table 9-RS Service Configuration Parameters	106
Table 10-STC Service Configuration Parameters	107
Table 11-Win ServiceHost Configuration Parameters.....	110
Table 12-WMI User Group Configuration Parameters.....	111
Table 13-Policy Manager Configuration Parameters.....	111
Table 14-BMS Web Configuration Parameters	112
Table 15-Ward Whiteboard URL Configuration Parameters	148
Table 16-Facility Settings Page Parameters.....	171
Table 17-BMS Admin Page Parameters	172
Table 18-Description and Configuration for EMS Mobile Device URL Parameters	172
Table 19-New VistA Site Parameters	174
Table 20-New Scheduler Parameters	175
Table 21-View Audit Results Columns Report	178
Table 22-BMS Database Files	182
Table 23-BMS Service Files	184
Table 24-WIN Service Host Files.....	188
Table 25-BMS Website Files.....	197
Table 26-Policy Manager Files	210
Table 27-BMS Operations	216
Table 28- BMS Tasks.....	228
Table 29-Terms, Acronyms, and Abbreviations	263

List of Figures

Figure 1-BMS Infrastructure Diagram.....	13
Figure 2-BMS-Report Full Job.....	117
Figure 3-BMS-Start Full Job	118
Figure 4-BMS-Check State Job Incremental	119
Figure 5-BMS-Waits 1 Min for Incremental Job to stop	120
Figure 6-BMS-Check State Job Incremental	121
Figure 7-BMS-Job Step Properties	122
Figure 8- BMS- Job Step Properties-Call Stored Procedure.....	123
Figure 9- BMS-Job Step Properties-Call Stored Procedure_SP_Infoworld	124
Figure 10-BMS-Job Step Properties_BMS EVS	125
Figure 11-BMS- Job Step Procedures-VOCAB	126
Figure 12-BMS-Job Step Procedures-ETL_Processfull_Facts.....	127
Figure 13- BMS- Copy User in history database.....	128
Figure 14- Clear DS data	129
Figure 15-BMS-Re-enable Incremental.....	130
Figure 16-On Fail Re-enable Incremental	131
Figure 17-BMS-Shrink	132
Figure 18-BMS-Clear Data.....	133
Figure 19- BMS-Call Procedure Full.....	134
Figure 20- Copy Users in History Database	135
Figure 21-BMS Reports Full Path File Log.....	136
Figure 22- Clear Data from DS.....	137
Figure 23-BMS Start Job and Send Email	138
Figure 24- BMS- Report Incremental Job.....	139
Figure 25-BMS-STart Job Incremental.....	140
Figure 26-BMS-Check State Job Full.....	141
Figure 27-BMS-Call Procedure Properties	142
Figure 28-BMS-Call Procedure Incremental_DW.....	143
Figure 29- BMS Incremental Path File Log.....	144
Figure 30- BMS-Call Procedure Recalculate Statistics	145
Figure 31- BMS Ward Whiteboard Screen.....	146
Figure 33-Facility Settings.....	150
Figure 33- Whiteboard Kiosk User Role Assignment	151
Figure 34- Screen Saver Option.....	152
Figure 35- Screen Saver Settings Window	153
Figure 36- Power Options.....	154
Figure 37- Change Plan Settings Option.....	154
Figure 38- Power Options Settings	155
Figure 39- Run Window	155
Figure 40- Run Window with Comman Entered	156
Figure 41- User Accounts Window	156
Figure 42- User Accounts	157
Figure 43- Tools Menu of Internet Explorer.....	158
Figure 44- General Tab of Internet Options.....	158
Figure 45- Open Option	159
Figure 46- Internet Explorer Shortcut.....	160

Figure 47-Windows Registry Editor	160
Figure 48- Whiteboard Snapshot Folder	162
Figure 49- Whiteboard Snapshot Folder Properties	162
Figure 50- Advanced Sharing Option	163
Figure 51- Share this Folder Option	163
Figure 52- Permissions for Whiteboard Snapshot	164
Figure 53-Select Users or Groups Window	164
Figure 54- Advanced Section of Select Users or Group Window	165
Figure 55- Search Result Section.....	166
Figure 56- Object Names Section	166
Figure 57- Permissions Window.....	167
Figure 58- User Permissions	168
Figure 59- Advanced Sharing Window	168
Figure 60- WardGroup1-PC Path	169
Figure 61-Contingency Settings Page.....	169
Figure 62- Whiteboard Report Scheduler Association	170
Figure 63- EMS Fields Filled on the Facility Settings Page	171
Figure 64-EMS Fields Filled on the BMS Admin Page	172
Figure 65-EMS Staff Page for Mobile Devices	173
Figure 66-Adding a VistA Site	174
Figure 67-Schedulers Tab.....	175
Figure 68-VistA Integration Tab.....	176
Figure 69- Audit Tab	177
Figure 70- View Audit Results	177
Figure 71-NUMI Tab.....	179
Figure 72- Selecting the VistA Site for NUMI data	180
Figure 73-Database Architecture	182
Figure 74-Backup Maintenance Plan.....	211
Figure 75-BMS Exnternal Interfaces	212
Figure 76-Security Services Architecture	214
Figure 77-Policy Manager Main Window	215
Figure 78-Operation Definition	216
Figure 79-Task Definition.....	227
Figure 80-Operations Defining a Task.....	228
Figure 81-Role Definition.....	237
Figure 82-Assigning Roles to Users	238
Figure 83-New Role Definition	239
Figure 84-Adding Tasks and Operations to a Role.....	240
Figure 85-Add Role to Role Assignments List.....	241
Figure 86-New Task Definition	242
Figure 87-Adding Operations to a Task.....	243
Figure 88-New Operation Definition	243
Figure 89-Authentication Use Cases.....	244
Figure 90-Authorization Use Cases	244
Figure 91- Authorization Administration Use Cases	245
Figure 92-Class Diagram for Data Contracts in PAP and PDP	250
Figure 93-500 Server Error	251
Figure 94-No Facilities Error.....	252

Figure 95-Unhandled Exception 252

Figure 96-Login Unsuccessful 253

Figure 97- EMS Bed Status Report is Missing 254

Figure 98- Report Cannot be Found 254

Figure 99-Admit Patient to PPBP Business Proces 255

Figure 100-Transfer Patients to PPBP Business Process 256

Figure 101-Display and Update PPBP Business Process 256

Figure 102-Display and Update Bed Status Business Process..... 257

Figure 103-Manage Bed Cleaning Business Process..... 257

Figure 104-Create Notification Business Process..... 258

Figure 105-Create Facility Diversion Business Process 258

Figure 106-Manage Whiteboard Business Process..... 259

Figure 107-Reports Business Process..... 259

Figure 108-BMS Overview Activity Diagram..... 260

Figure 109-BMS Overview Functional Flow Diagram 261

Figure 110-BMS Overview Data Flow Diagram 262

Figure 111-Application Flow map from APPDYNAMICS..... 263

1 Introduction

1.1 Purpose

This document is designed to provide sufficient technical information about the Bed Management Solution (BMS) application to the developers and Information Resources Management (IRM) technical personnel to operate and maintain the software.

1.2 BMS Overview

BMS is a real-time, user-friendly Web-based Veterans Health Information Systems and Technology Architecture (VistA) interface for tracking patient movement, bed status and bed availability. It provides performance information that can be used to improve patient flow within, and between, VA Medical Centers (VAMCs).

BMS allows administrative and clinical staff to record, manage and report on the planning, patient-movement, patient occupancy, and other activities related to management of beds. All patient admission, discharge, and transfer movements are sent directly from VistA to BMS.

BMS offers the following features:

- Tracks patient movement through the system;
- Displays patient and bed occupancy status for all beds in the facility and/or Veterans Integrated Service Networks (VISN);
- Provides visibility of bed availability within VAMC's to support emergency management;
- Automates request and assignment of beds;
- Displays and facilitates timely discharge appointments;
- Supports and facilitates efficient flow operations and is a catalyst to process improvement and best practices;
- Provides reports on performance measures associated with bed management and patient flow.

BMS provides answers to the following questions:

- How many beds do we have?
- How many empty beds do we have?
- How many available female beds do we have?
- How many beds are out of service and why?
- How long does it take to clean a bed?
- How many patients are waiting for beds in community hospitals?
- How many admissions, transfers, and discharges did my unit have yesterday?
- How many discharges will we have tomorrow?
- How many scheduled admissions do we have for today?

1.3 References

Requirements Specification Document (CLIN: 0002AA; title: Requirements Specification Document; file: Bed Management Solution (BMS) Technical Manual

2 Implementation and Maintenance

2.1 BMS Infrastructure Diagram

The BMS application has a list of physical components that can be divided on more physical servers according with their roles.

The following diagram represents a possible schema of physical deployment.

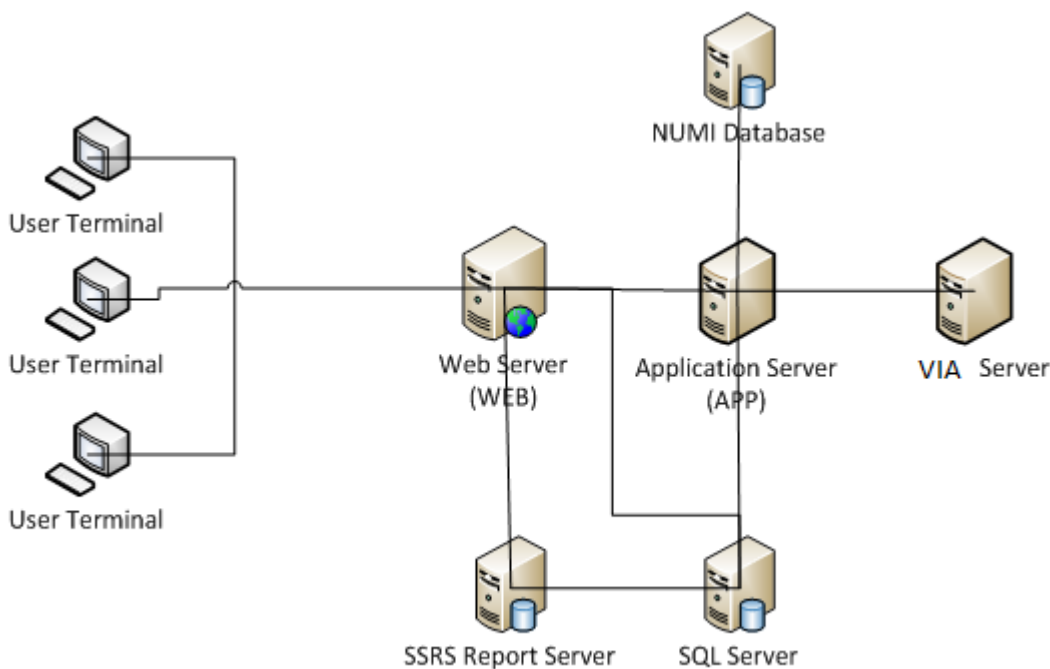


Figure 1-BMS Infrastructure Diagram

BMS is divided into specific components:

1. Persistence layer: SQL Server 2016 Enterprise database
2. Application server layer: Windows Communication Foundation (WCF) Web Services installed as Windows Services
3. Web server layer: Active Server Pages (ASP) .NET Model-View-Controller (MVC) Web application hosted in Internet Information Services (IIS)
4. Data Exchange Servers:
 - a. National Utilization Management Integration (NUMI) SQL Server Database
 - b. VistA integration servers (servers that have access to VistA)

- Client Layer: Web Application client launched from browsers

2.2 System Requirements (Hardware and Software)

BMS requires the creation of a Master Windows Service Account User and numerous facility/Site Service Account Users for execution and operations.

All the BMS Application Services run under a service account.

- AITC has created the Windows User (acc\VAAACBMSPrd) as the master service account that the four BMS Services runs under. This can be referred to as the Master BMS Service Account.
- The <SERVERADDRESS>210 server hosts the three application services:
 - BMS.BedManagerService
 - BMS.SecurityHost
 - BMS.ServiceHost
- The <ServerAddress>211 server hosts the two application services:
 - BMS.VI.ServiceHost.
 - BMS.ServiceHost

All BMS Facilities/Sites require at least one service account for certain site functionality.

- This service account will run the EMS Mobile Page and Whiteboard Kiosk Page functions.
- Under BMS version 1.xx a single service account can be used for both functions.
- The service account that runs the EMS Mobile Page and Whiteboard Kiosk Page functions must not have any Policies assigned that restrict its use to specific computers.

BMS minimum hardware and software requirements are presented below:

Table 1-Server for Web Applications

Basic software:	Microsoft Windows Server 2012 64 bit R2 Standard Microsoft Clustering Services 2008 IIS 7.5 ASP.NET MVC5 .NET Framework 4.6.1
Application software:	Dashboards web application
Processor(s):	16 x Intel Xeon E5520 or equivalent
Memory:	32 GB
Hard disks:	190 GB
Network controller:	Broadcom NetXtreme Gigabit Ethernet, or equivalent

Table 2-Application Server

Server 1	
Basic software:	Microsoft Windows Server 2012 64 bit R2 Standard .NET Framework 4.6.1
Application software:	EIS, EVS, DS, BMS InFlow

Processor(s):	14 x Intel Xeon E5520 or equivalent
Memory:	65 GB
Hard disks:	190 GB
Network controller:	Broadcom NetXtreme Gigabit Ethernet, or equivalent
Server 2	
Basic software:	Microsoft Windows Server 2012 64 bit R2 Standard .NET Framework 4.6.1
Application software:	EIS, EVS, DS, BMS InFlow
Processor(s):	12 x Intel Xeon E5520 or equivalent
Memory:	65 GB
Hard disks:	210 GB
Network controller:	Broadcom NetXtreme Gigabit Ethernet, or equivalent

Table 3-Database Server

Basic software:	Microsoft Windows Server 2012 64 bit R2 Standard Microsoft SQL Server 2016 Enterprise .NET Framework 4.6.1
Application software:	Databases used by the services installed on APP
Processor(s):	32 x Intel Xeon E5520 or equivalent
Memory:	136 GB
Hard disks:	1500 GB
Network controller:	Broadcom NetXtreme Gigabit Ethernet, or equivalent

2.3 Configuration Parameters

This section describes configuration parameters of the BMS application.

Table 4-BMS ServiceHost Configuration Parameters

Section	Configuration Key/Name	Configuration values (ex.)			Description
		Split Service		Combine Service	
		BMS.ServiceHost.config	BMS.VI.ServiceHost.exe.config	BMS.ServiceHost.config	
configSections	mtmodules	type="ePractice.MiddleTier.MTModuleSectionHandler, MiddleTier"			
	enterpriselibrary.configurationSettings	type="ePractice.Configuration.ConfigurationManagerSectionHandler, MS.Configuration"			
	pagingSortGroup	type="BMS.Utils.PagingSortSection, BMS.Utils" allowDefinition="Everywhere" allowExeDefinition="MachineToApplication" restartOnExternalChanges="true"			
	log4net	type="log4net.Config.Log4NetConfigurationSectionHandler,log4net"			
connectionStrings	Authorization	connectionString="Data Source=<DatabaseAddress>;Network Library=DBMSSOCN;Initial Catalog=BMS;Persist Security Info=False;Integrated Security=SSPI;Pooling=true;Min Pool Size=0;Max Pool Size=250;"	connectionString="Data Source=<DatabaseAddress>;Network Library=DBMSSOCN;Initial Catalog=BMS;Persist Security Info=False;Integrated Security=SSPI;Pooling=true;Min Pool Size=0;Max Pool Size=250;"	connectionString="Data Source=<DatabaseAddress>;Initial Catalog=BMS;Persist Security Info=False;Integrated Security=SSPI;Pooling=true;Min Pool Size=0;Max Pool Size=100;"	Connection string for the connection to the BMS database.
appSettings	DatasetPath	value="DBRepository"			
	LocalServer	value="yes"			
	UseSecurityContext	value="1"			Security - Authorization
	ePractice.MiddleTier.Transaction	value="MiddleTier.dll"			
	ConnectionRef	value="1"			

Section	Configuration Key/Name	Configuration values (ex.)		Description
		Split Service	Combine Service	
		BMS.ServiceHost.config	BMS.VI.ServiceHost.exe.config	BMS.ServiceHost.config
	TransactionProvider	value="ePractice.MiddleTier.CustomTransactionProvider"		
	VistaWorker.WorkerDelay TimeSpan	value="0:0:0:30"		Delay time from service start to first processing
	VistaWorker.WorkerPeriod TimeSpan	value="0:0:0:15"		Period between worker processing steps
	VistaWorker.BulkSize	value="100"		Maximum number of processed entities in one step
	VistaWorker.Enabled	N/A (No longer used)		Whether vista

Section	Configuration Key/Name	Configuration values (ex.)			Description
		Split Service		Combine Service	
		BMS.ServiceHost.config	BMS.VI.ServiceHost.exe.config	BMS.ServiceHost.config	
					worker is enabled or not (true or false)
	VistaIntegration.Enabled	value="false"	value="true"	value="true"	Whether vista integration is enabled or not (true or false)
	VistaIntegration.SchedulerSecondsLate	value="30"			The time delay of schedulers
	VistaIntegration.UpdateBmsPatients	value="true"			Whether update bms patients is enabled

Section	Configuration Key/Name	Configuration values (ex.)			Description
		Split Service		Combine Service	
		BMS.ServiceHost.config	BMS.VI.ServiceHost.exe.config	BMS.ServiceHost.config	
					led or not (true or false)
	Smtphost	value="smtp.va.gov"	value="smtp.va.gov"	value="localhost"	smtp host
	VistaWorker.VistASitesFilePath	value="VistASites.xml"			The vista sites configuration filename
	VistasBedHoldSupported	N/A			List of vista sites that support bed hold.
	visitorAppPwd	value="UM"			Password used by MDWS to connect to VistA.

Section	Configuration Key/Name	Configuration values (ex.)		Description
		Split Service	Combine Service	
		BMS.ServiceHost.config	BMS.VI.ServiceHost.exe.config	BMS.ServiceHost.config
	visitorUserSiteCode	value="523"		User Site Code used by MD WS to connect to VistA.
	visitorUserName	< visitorUserName >		User Name used by MD WS to connect to VistA.
	visitorUserDuz	value="<visitorUserDuz >"		User Duz used by MD WS to connect to VistA.

Section	Configuration Key/Name	Configuration values (ex.)		Description
		Split Service		Combine Service
		BMS.ServiceHost.config	BMS.VI.ServiceHost.exe.config	BMS.ServiceHost.config
	visitorUserSsn	value="<visitorUserSsn >"		User SSN used by MDWS to connect to VistA.
	visitorContext	value="<visitorContext >"		Context used by MDWS to connect to VistA.
	UsingNewMdwsMethods	value="true"		Whether use new mdws methods for vista integration (true or

Section	Configuration Key/Name	Configuration values (ex.)		Description
		Split Service	Combine Service	
		BMS.ServiceHost.config	BMS.VI.ServiceHost.exe.config	BMS.ServiceHost.config
				false)
	BMS_EIS_GET_ENTITY_FILTER_PAGE_SIZE	value="1000"		Number of records queried that are brought from EIS in one page .
	BMS_EVS_GET_CONCEPT_PAGE_SIZE	value="1000"		Number of records queried that are brought from EVS in one page .
	Changeset	value="72898"		Changeset of

Section	Configuration Key/Name	Configuration values (ex.)		Description
		Split Service	Combine Service	
		BMS.ServiceHost.config	BMS.VI.ServiceHost.exe.config	BMS.ServiceHost.config
				the installed build.
	NumiSvcAuthenticationKey	value="<NumiSvcAuthenticationKey > "		NUM I service authentication key.
	NumiMaxNumberOfSitesPerCall	value="5"		Maximum number of sites that NUM I processes in one call.
	Is_IIS_Single_Instance	value="true"		Whether use SSL endpoint from configuration file. (true

Section	Configuration Key/Name	Configuration values (ex.)			Description
		Split Service		Combine Service	
		BMS.ServiceHost.config	BMS.VI.ServiceHost.exe.config	BMS.ServiceHost.config	
					or false)
	UseCacheEndpointFromConfigWithSsl	value="true"			Whether use SSL endpoint from configuration file.
	ProxyPoolMaxCount	value="1000"	value="50"	value="1000"	The maximum number of proxies in the pool.
	VistaIntegrationJobFailedMaxCount	value="25"	<pre><add key="MdwsEndpointUrl_DFLT" value="http://vaausbmsweb26:87/QuerySvc.asmx"/> <add key="MdwsEndpointUrl_R1" value="http://vaausbmsweb26:88/QuerySvc.asmx"/> <add key="MdwsEndpointUrl_R2" value="http://vaausbmsweb26:89/QuerySvc.asmx"/> <add key="MdwsEndpointUrl_R3"</pre>	value="http://localhost:82/QuerySvc.asmx" value="http://localhost:82/QuerySvc.asmx"	MDWS instance URL address.

Section	Configuration Key/Name	Configuration values (ex.)			Description
		Split Service		Combine Service	
		BMS.ServiceHost.config	BMS.VI.ServiceHost.exe.config	BMS.ServiceHost.config	
			<pre> value="http://vaausbmsweb26:90/QuerySvc.asmx"/> <add key="MdwsEndpointUrl_R4" value="http://vaausbmsweb26:91/QuerySvc.asmx"/> <add key="MdwsEndpointUrl_V1" value="http://vaausbmsweb26:92/QuerySvc.asmx"/> <add key="MdwsEndpointUrl_V2" value="http://vaausbmsweb26:93/QuerySvc.asmx"/> <add key="MdwsEndpointUrl_V3" value="http://vaausbmsweb26:94/QuerySvc.asmx"/> <add key="MdwsEndpointUrl_V4" value="http://vaausbmsweb26:95/QuerySvc.asmx"/> <add key="MdwsEndpointUrl_V5" value="http://vaausbmsweb26:96/QuerySvc.asmx"/> <add key="MdwsEndpointUrl_V6" value="http://vaausbmsweb26:97/QuerySvc.asmx"/> <add key="MdwsEndpointUrl_V7" value="http://vaausbmsweb26:98/QuerySvc.asmx"/> <add key="MdwsEndpointUrl_V8" value="http://vaausbmsweb26:99/QuerySvc.asmx"/> <add </pre>		

Section	Configuration Key/Name	Configuration values (ex.)			Description
		Split Service		Combine Service	
		BMS.ServiceHost.config	BMS.VI.ServiceHost.exe.config	BMS.ServiceHost.config	
			<pre> key="MdwsEndpointUrl_V9" value="http://vaausbmsweb26:100/QuerySvc.asmx"/> <add key="MdwsEndpointUrl_V10" value="http://vaausbmsweb26:101/QuerySvc.asmx"/> <add key="MdwsEndpointUrl_V11" value="http://vaausbmsweb26:102/QuerySvc.asmx"/> <add key="MdwsEndpointUrl_V12" value="http://vaausbmsweb26:103/QuerySvc.asmx"/> <add key="MdwsEndpointUrl_V13" value="http://vaausbmsweb26:104/QuerySvc.asmx"/> <add key="MdwsEndpointUrl_V14" value="http://vaausbmsweb26:105/QuerySvc.asmx"/> <add key="MdwsEndpointUrl_V15" value="http://vaausbmsweb26:106/QuerySvc.asmx"/> <add key="MdwsEndpointUrl_V16" value="http://vaausbmsweb26:107/QuerySvc.asmx"/> <add key="MdwsEndpointUrl_V17" value="http://vaausbmsweb26:108/QuerySvc.asmx"/> <add key="MdwsEndpointUrl_V18" value="http://vaausbmsweb26:109/QuerySvc.asmx"/> </pre>		

Section	Configuration Key/Name	Configuration values (ex.)			Description
		Split Service		Combine Service	
		BMS.ServiceHost.config	BMS.VI.ServiceHost.exe.config	BMS.ServiceHost.config	
			<pre> <add key="MdwsEndpointUrl_V19" value="http://vaausbmsweb26:110/QuerySvc.asmx"/> <add key="MdwsEndpointUrl_V20" value="http://vaausbmsweb26:111/QuerySvc.asmx"/> <add key="MdwsEndpointUrl_V21" value="http://vaausbmsweb26:112/QuerySvc.asmx"/> <add key="MdwsEndpointUrl_V22" value="http://vaausbmsweb26:113/QuerySvc.asmx"/> <add key="MdwsEndpointUrl_V23" value="http://vaausbmsweb26:114/QuerySvc.asmx"/> <add key="MdwsEndpointUrl_GLA" value="http://vaausbmsweb26:115/QuerySvc.asmx"/> <add key="MdwsEndpointUrl_LAS" value="http://vaausbmsweb26:116/QuerySvc.asmx"/> <add key="MdwsEndpointUrl_LOM" value="http://vaausbmsweb26:117/QuerySvc.asmx"/> <add key="MdwsEndpointUrl_LON" value="http://vaausbmsweb2 </pre>		

Section	Configuration Key/Name	Configuration values (ex.)			Description
		Split Service		Combine Service	
		BMS.ServiceHost.config	BMS.VI.ServiceHost.exe.config	BMS.ServiceHost.config	
			<pre> 6:118/QuerySvc.asmx"/> <add key="MdwsEndpointUrl_SDC" value="http://vaausbmsweb2 6:119/QuerySvc.asmx"/> <add key="MdwsEndpointUrl_KAN" value="http://vaausbmsweb2 6:120/QuerySvc.asmx"/> <add key="MdwsEndpointUrl_STL" value="http://vaausbmsweb2 6:121/QuerySvc.asmx"/> <add key="MdwsEndpointUrl_NFL" value="http://vaausbmsweb2 6:122/QuerySvc.asmx"/> <add key="MdwsEndpointUrl_WP B" value="http://vaausbmsweb2 6:123/QuerySvc.asmx"/> <add key="MdwsEndpointUrl_BAY" value="http://vaausbmsweb2 6:124/QuerySvc.asmx"/> <add key="MdwsEndpointUrl_MIA" value="http://vaausbmsweb2 6:125/QuerySvc.asmx"/> <add key="MdwsEndpointUrl_ORL" value="http://vaausbmsweb2 </pre>		

Section	Configuration Key/Name	Configuration values (ex.)			Description
		Split Service		Combine Service	
		BMS.ServiceHost.config	BMS.VI.ServiceHost.exe.config	BMS.ServiceHost.config	
			<pre> 6:126/QuerySvc.asmx"/> <add key="MdwsEndpointUrl_SAJ" value="http://vaausbmsweb2 6:127/QuerySvc.asmx"/> <add key="MdwsEndpointUrl_TAM" value="http://vaausbmsweb2 6:128/QuerySvc.asmx"/> <add key="MdwsEndpointUrl_RS V1" value="http://vaausbmsweb2 7:87/QuerySvc.asmx"/> <add key="MdwsEndpointUrl_RS V2" value="http://vaausbmsweb2 7:88/QuerySvc.asmx"/> <add key="MdwsEndpointUrl_RS V3" value="http://vaausbmsweb2 7:89/QuerySvc.asmx"/> <add key="MdwsEndpointUrl_RS V4" value="http://vaausbmsweb2 7:90/QuerySvc.asmx"/> <add key="MdwsEndpointUrl_RS V5" value="http://vaausbmsweb2 7:91/QuerySvc.asmx"/> <add key="MdwsEndpointUrl_RS V6" </pre>		

Section	Configuration Key/Name	Configuration values (ex.)			Description
		Split Service		Combine Service	
		BMS.ServiceHost.config	BMS.VI.ServiceHost.exe.config	BMS.ServiceHost.config	
		<pre> value="http://vaausbmsweb27:92/QuerySvc.asmx"/> <add key="MdwsEndpointUrl_RS V7" value="http://vaausbmsweb27:93/QuerySvc.asmx"/> <add key="MdwsEndpointUrl_RS V8" value="http://vaausbmsweb27:94/QuerySvc.asmx"/> <add key="MdwsEndpointUrl_RS V9" value="http://vaausbmsweb27:95/QuerySvc.asmx"/> <add key="MdwsEndpointUrl_RS V10" value="http://vaausbmsweb27:96/QuerySvc.asmx"/> <add key="MdwsEndpointUrl_RS V11" value="http://vaausbmsweb27:97/QuerySvc.asmx"/> <add key="MdwsEndpointUrl_RS V12" value="http://vaausbmsweb27:98/QuerySvc.asmx"/> <add key="MdwsEndpointUrl_RS V13" value="http://vaausbmsweb27:99/QuerySvc.asmx"/> <add key="MdwsEndpointUrl_RS </pre>			

Section	Configuration Key/Name	Configuration values (ex.)			Description
		Split Service		Combine Service	
		BMS.ServiceHost.config	BMS.VI.ServiceHost.exe.config	BMS.ServiceHost.config	
			<pre> 14" value="http://vaausbmsweb27:100/QuerySvc.asmx"/> <add key="MdwsEndpointUrl_RSV14" value="http://vaausbmsweb27:101/QuerySvc.asmx"/> <add key="MdwsEndpointUrl_RSV15" value="http://vaausbmsweb27:102/QuerySvc.asmx"/> <add key="MdwsEndpointUrl_RSV16" value="http://vaausbmsweb27:103/QuerySvc.asmx"/> <add key="MdwsEndpointUrl_RSV17" value="http://vaausbmsweb27:104/QuerySvc.asmx"/> <add key="MdwsEndpointUrl_RSV18" value="http://vaausbmsweb27:105/QuerySvc.asmx"/> <add key="MdwsEndpointUrl_RSV19" value="http://vaausbmsweb27:106/QuerySvc.asmx"/> <add key="MdwsEndpointUrl_RSV20" value="http://vaausbmsweb27:107/QuerySvc.asmx"/> <add </pre>		

Section	Configuration Key/Name	Configuration values (ex.)		Description
		Split Service	Combine Service	
		BMS.ServiceHost.config	BMS.VI.ServiceHost.exe.config	BMS.ServiceHost.config
			<pre> key="MdwsEndpointUrl_RSV 21" value="http://vaausbmsweb2 7:108/QuerySvc.asmx"/> <add key="MdwsEndpointUrl_RSV 22" value="http://vaausbmsweb2 7:109/QuerySvc.asmx"/> <add key="MdwsEndpointUrl_RSV 23" value="http://vaausbmsweb2 7:110/QuerySvc.asmx"/> <add key="MdwsEndpointUrl_RSV 24" value="http://vaausbmsweb2 7:111/QuerySvc.asmx"/> <add key="MdwsEndpointUrl_RSV 25" value="http://vaausbmsweb2 7:112/QuerySvc.asmx"/> <add key="MdwsEndpointUrl_RSV 26" value="http://vaausbmsweb2 7:113/QuerySvc.asmx"/> <add key="MdwsEndpointUrl_RSV 27" value="http://vaausbmsweb2 7:114/QuerySvc.asmx"/> <add key="MdwsEndpointUrl_GLA 27" value="http://vaausbmsweb2 7:115/QuerySvc.asmx"/> </pre>	

Section	Configuration Key/Name	Configuration values (ex.)			Description
		Split Service		Combine Service	
		BMS.ServiceHost.config	BMS.VI.ServiceHost.exe.config	BMS.ServiceHost.config	
		<pre> <add key="MdwsEndpointUrl_LAS27" value="http://vaausbmsweb27:116/QuerySvc.asmx"/> <add key="MdwsEndpointUrl_LOM27" value="http://vaausbmsweb27:117/QuerySvc.asmx"/> <add key="MdwsEndpointUrl_LON27" value="http://vaausbmsweb27:118/QuerySvc.asmx"/> <add key="MdwsEndpointUrl_SDC27" value="http://vaausbmsweb27:119/QuerySvc.asmx"/> <add key="MdwsEndpointUrl_KAN27" value="http://vaausbmsweb27:120/QuerySvc.asmx"/> <add key="MdwsEndpointUrl_STL27" value="http://vaausbmsweb27:121/QuerySvc.asmx"/> <add key="MdwsEndpointUrl_NFL27" value="http://vaausbmsweb27:122/QuerySvc.asmx"/> <add key="MdwsEndpointUrl_WP B27" value="http://vaausbmsweb2 </pre>			

Section	Configuration Key/Name	Configuration values (ex.)		Description
		Split Service	Combine Service	
		BMS.ServiceHost.config	BMS.VI.ServiceHost.exe.config	BMS.ServiceHost.config
			<pre> 7:123/QuerySvc.asmx"/> <add key="MdwsEndpointUrl_BAY 27" value="http://vaausbmsweb2 7:124/QuerySvc.asmx"/> <add key="MdwsEndpointUrl_MIA 27" value="http://vaausbmsweb2 7:125/QuerySvc.asmx"/> <add key="MdwsEndpointUrl_ORL 27" value="http://vaausbmsweb2 7:126/QuerySvc.asmx"/> <add key="MdwsEndpointUrl_SAJ 27" value="http://vaausbmsweb2 7:127/QuerySvc.asmx"/> <add key="MdwsEndpointUrl_TAM 27" value="http://vaausbmsweb2 7:128/QuerySvc.asmx"/> </pre>	
	VistaIntegrationJobFailedIncrementDateMinutes	value="10"		The maximum number of job failures until the system

Section	Configuration Key/Name	Configuration values (ex.)		Descript ion	
		Split Service		Combine Service	
		BMS.ServiceHost.config	BMS.VI.ServiceHost.exe.c onfig	BMS.ServiceHost.config	
					decides to retry.
	VistaIntegrationJobFailedNotificationEmailTo				The time span (minutes) that the system decides to increment job's start date when the threshold of job failures is reached.
	VistaIntegrationJobFailedNotificationEmailFrom	value="BMSBackgroundProcessorAgent@va.gov"			Recipient's email used when a

Section	Configuration Key/Name	Configuration values (ex.)			Description
		Split Service		Combine Service	
		BMS.ServiceHost.config	BMS.VI.ServiceHost.exe.config	BMS.ServiceHost.config	
					job fails. (va_pers on@ va.gov)
	BMS_EIS_LongRunningMethodsMaxConcurrentCalls	value="100"			Sender's email used when a job fails.
	BMS_EVS_LongRunningMethodsMaxConcurrentCalls	value="100"	value="75"	value="75"	
	BMSServiceHostStartType	value="BMS"	value="100"	value="50"	
	VistaIntegration.TaskSchedulerDelayMin	value="0"	value="BMS.VI"	value="ALL"	Identifies how BMS is ran and the associate configuration file. (possible valu

Section	Configuration Key/Name	Configuration values (ex.)			Description
		Split Service		Combine Service	
		BMS.ServiceHost.config	BMS.VI.ServiceHost.exe.config	BMS.ServiceHost.config	
					es: ALL, BMS , BMS .VI)
	VistaIntegration.TaskSchedulerDelayMax	value="10"	value="0"	value="0"	
	VistaIntegration.TaskSchedulerDelayStep	value="5"	value="10"	value="10"	
	ThreadPoolMaxWorkerThreads		value="5"	value="5"	
	VistaIntegration.PatientMovementtenDays			value="200"	
	ViaEndpointUrl		value="60"	value="60"	
	ViaRequestingApp		value="https://redacted.via.va.gov/via-webservices/services/BackgroundProcessService"	value="https://redacted.via.va.gov/via-webservices/services/BackgroundProcessService"	URL for VIA
	ViaAppToken		value="BMSBatch"	value="BMSBatch"	
	ViaAppPassword		value="BMSB_ID577"	value="BMSB_ID577"	
	MinimumFilemanDate		value="*****"	Value="*****"	
			Value="01/01/1992"	Value="01/01/1992"	
	sortColumnCode="entered"	sortColumnName="[A].[CREATION_DATE]"			
pagingSortGroup/pagingSort	sortColumnCode="patient"	sortColumnName="[PAT].[LAST_NAME], [PAT].[FIRST_NAME]"			
	sortColumnCode="facility"	sortColumnName="[F].[NAME]"			
	sortColumnCode="requestdt"	sortColumnName="[A].[CREATION_DATE]"			
	sortColumnCode="specialty"	sortColumnName="[REQSP].[DISPLAY_NAME]"			
	sortColumnCode="visn"	sortColumnName="[TR].[FACILITY_VISN]"			
	sortColumnCode="region"	sortColumnName="[TR].[FACILITY_REGION]"			
	sortColumnCode="eventdt"	sortColumnName="[AEVN].[CREATION_DATE]"			

Section	Configuration Key/Name	Configuration values (ex.)		Description
		Split Service		Combine Service
		BMS.ServiceHost.config	BMS.VI.ServiceHost.exe.config	BMS.ServiceHost.config
	"			
	sortColumnCode="VacatedDate"	sortColumnCode="VacatedDate"		
	sortColumnCode="transfer eventdt"	sortColumnName="[A].[CREATION_DATE]"		
	sortColumnCode="transfer requestdt"	sortColumnName="[TR].[REQUESTED_DATE]"		
	assembly="General.MT.dll"	servername=""		
mtmodules [defaultserver=""]	assembly="BMS.MT.dll"	servername=""		
	configurationSections\configurationSection xsi:type="ReadOnlyConfigurationSectionData" name="securityConfiguration" encrypt="false"	storageProvider xsi:type="XmlFileStorageProviderData" name="XML File Storage Provider" path="securityConfiguration.config"		
enterpriselibrary.configuration Settings xmlns:xsd="http://www.w3.org/2001/XMLSchema" xmlns:xsi="http://www.w3.org/2001/XMLSchema-instance" applicationName="HMSI" xmlns="http://www.microsoft.com/practices/enterpriselibrary/0"	configurationSections\configurationSection xsi:type="ReadOnlyConfigurationSectionData" name="securityConfiguration" encrypt="false" configurationSections\configurationSection xsi:type="ReadOnlyConfigurationSectionData" name="cachingConfiguration" encrypt="false"	<dataTransformer xsi:type="XmlSerializerTransformerData" name="Xml Serializer Transformer"> <includeTypes> <includeType name="HMUserAccessAuthenticationProviderData" type="ePractice.Security.HMUserAccess.Configuration.HMUserAccessAuthenticationProviderData, Security.HMUserAccess"/> <includeType name="HMUserAccessAuthorizationProviderData" type="ePractice.Security.HMUserAccess.Configuration.HMUserAccessAuthorizationProviderData, Security.HMUserAccess"/> <includeType name="HMUserAccessRolesProviderData" type="ePractice.Security.HMUserAccess.Configuration.HMUserAccessRolesProviderData, Security.HMUserAccess"/> <includeType name="NullAuthenticationProviderData" type="ePractice.Security.Null.Configuration.NullAuthenticationProviderData, Security.Null"/> <includeType name="NullAuthorizationProviderData" type="ePractice.Security.Null.Configuration.NullAuthorizationProviderData, Security.Null"/> </includeTypes> </dataTransformer>		

Section	Configuration Key/Name	Configuration values (ex.)		Description
		Split Service	Combine Service	
		BMS.ServiceHost.config	BMS.VI.ServiceHost.exe.config	BMS.ServiceHost.config
8-31-2004/configuration		storageProvider xsi:type="XmlFileStorageProviderData" name="XML File Storage Provider" path="cachingConfiguration.config"		
	configurationSections\configurationSection xsi:type="ReadOnlyConfigurationSectionData" name="cachingConfiguration" encrypt="false"	<dataTransformer xsi:type="XmlSerializerTransformerData" name="Xml Serializer Transformer"> <includeTypes/> </dataTransformer>		Caching configuration is for CLIENT
	configurationSections\configurationSection xsi:type="ReadOnlyConfigurationSectionData" name="connectionConfiguration" encrypt="false"	storageProvider xsi:type="XmlFileStorageProviderData" name="XML File Storage Provider" path="connectionConfiguration.config"		

Section	Configuration Key/Name	Configuration values (ex.)		Description
		Split Service		Combine Service
		BMS.ServiceHost.config	BMS.VI.ServiceHost.exe.config	BMS.ServiceHost.config
	configurationSections\configurationSection xsi:type="ReadOnlyConfigurationSectionData" name="connectionConfiguration" encrypt="false" keyAlgorithmStorageProvider	<pre><dataTransformer xsi:type="XmlSerializerTransformerData" name="Xml Serializer Transformer"> <includeTypes> <includeType name="ServicesDatabaseConnectionProviderData" type="ePractice.Connection.SingleDatabase.Configuration.ServicesDatabaseConnectionProviderData, Connections.SingleDatabase, Version=1.0.0.0, Culture=neutral, PublicKeyToken=null"/> </includeTypes> </dataTransformer></pre>		Connection configuration is for SERVER
	xsi:nil="true"			
	application\channels\channel	type="System.Runtime.Remoting.Channels.Tcp.TcpChannel, System.Runtime.Remoting, Version=1.0.5000.0, Culture=neutral, PublicKeyToken=b77a5c561934e089" name="RegularChannel"		
system.runtime.remoting	connectionManagement\add	address="*" maxconnection="1000"		
system.net	service	name="BMS.ServiceImplementation.BedManagerOperationsCore" behaviorConfiguration="ServiceBehavior"		
system.serviceModel\services	host\base\baseAddresses\add	baseAddress="http://<ServerAddress>25:16050/BMSOperations"		
	endpoint	address="" bindingConfiguration="ServiceBinding" binding="wsFederationHttpBinding" contract="BMS.ServiceContracts.IBedManagerOperations"	baseAddress="http://<ServerAddress>211:16050/BMSOperations"	baseAddress="http://localhost:16050/BMSOperations"
	endpoint	address="win" bindingConfiguration="WinBinding" binding="wsFederationHttpBinding" contract="BMS.ServiceContracts.IBedManagerOperations"		
	endpoint	contract="IMetadataExchange" binding="mexHttpBinding" address="mex"		
	endpoint	address="unsec" binding="basicHttpBinding" contract="BMS.ServiceContracts.IBedManagerOperations"		
	service	name="BMS.ServiceImplementation.BedManagerQueryCore" behaviorConfiguration="ServiceBehavior"		

Section	Configuration Key/Name	Configuration values (ex.)		Description
		Split Service		Combine Service
		BMS.ServiceHost.config	BMS.VI.ServiceHost.exe.config	BMS.ServiceHost.config
	host\base\baseAddresses\add	baseAddress="http://<ServerAddress>210:16050/BMSQuery"		
	endpoint	address="" bindingConfiguration="ServiceBinding" binding="wsFederationHttpBinding" contract="BMS.ServiceContracts.IBedManagerQuery"	baseAddress="http://<ServerAddress>211:16050/BMSQuery"	baseAddress="http://localhost:16050/BMSQuery"
	endpoint	address="win" bindingConfiguration="WinBinding" binding="wsFederationHttpBinding" contract="BMS.ServiceContracts.IBedManagerQuery"		
	endpoint	contract="IMetadataExchange" binding="mexHttpBinding" address="mex"		
	endpoint	address="unsec" binding="basicHttpBinding" contract="BMS.ServiceContracts.IBedManagerQuery"		
	service	name="BMS.ServiceImplementation.BedManagerCacheCore" behaviorConfiguration="ServiceBehavior"		
	host\base\baseAddresses\add			
	endpoint		baseAddress="http://<ServerAddress>211:16050/BMSCache"	baseAddress="http://localhost:16050/BMSCache"
	endpoint		address="" bindingConfiguration="ServiceBinding" binding="wsFederationHttpBinding" contract="BMS.ServiceContracts.IBedManagerCache"	address="" bindingConfiguration="ServiceBinding" binding="wsFederationHttpBinding" contract="BMS.ServiceContracts.IBedManagerCache"
	endpoint		address="win" bindingConfiguration="WinBinding" binding="wsFederationHttpBinding" contract="BMS.ServiceContracts.IBedManagerCache"	address="win" bindingConfiguration="WinBinding" binding="wsFederationHttpBinding" contract="BMS.ServiceContracts.IBedManagerCache"

Section	Configuration Key/Name	Configuration values (ex.)		Description
		Split Service		Combine Service
		BMS.ServiceHost.config	BMS.VI.ServiceHost.exe.config	BMS.ServiceHost.config
	endpoint		contract="IMetadataExchange" binding="mexHttpBinding" address="mex"	contract="IMetadataExchange" binding="mexHttpBinding" address="mex"
	service	name="BMS.ServiceImplementation.ConfigurationOperationsCore" behaviorConfiguration="ServiceBehavior"	address="unsec" binding="basicHttpBinding" contract="BMS.ServiceContracts.IBedManagerCache"	address="unsec" binding="basicHttpBinding" contract="BMS.ServiceContracts.IBedManagerCache"
	host\base\baseAddresses\add	baseAddress="http://<ServerAddress>210:16050/BMSConfigurationOperations"		name="BMS.ServiceImplementation.ConfigurationOperationsCore" behaviorConfiguration="ServiceBehavior"
	endpoint	address="" bindingConfiguration="ServiceBinding" binding="wsFederationHttpBinding" contract="BMS.ServiceContracts.IConfigurationOperations"		baseAddress="http://localhost:16050/BMSConfigurationOperations"
	endpoint	address="win" bindingConfiguration="WinBinding" binding="wsFederationHttpBinding" contract="BMS.ServiceContracts.IConfigurationOperations"		address="" bindingConfiguration="ServiceBinding" binding="wsFederationHttpBinding" contract="BMS.ServiceContracts.IConfigurationOperations"

Section	Configuration Key/Name	Configuration values (ex.)			Description
		Split Service		Combine Service	
		BMS.ServiceHost.config	BMS.VI.ServiceHost.exe.config	BMS.ServiceHost.config	
	endpoint	contract="IMetadataExchange" binding="mexHttpBinding" address="mex"		address="win" bindingConfiguration="WinBinding" binding="wsFederationHttpBinding" contract="BMS.ServiceContracts.IConfigurationOperations"	
	endpoint	address="unsec" binding="basicHttpBinding" contract="BMS.ServiceContracts.IConfigurationOperations"		contract="IMetadataExchange" binding="mexHttpBinding" address="mex"	
	service	name="InfoWorld.Security.Authorization.AuthorizationSubscriber.AuthorizationSubscriber" behaviorConfiguration="ServiceBehavior"		address="unsec" binding="basicHttpBinding" contract="BMS.ServiceContracts.IConfigurationOperations"	
	host\base\baseAddresses\add	baseAddress="http://<ServerAddress>210:16050/BMS/AuthorizationSubscriber"		name="InfoWorld.Security.Authorization.AuthorizationSubscriber.AuthorizationSubscriber" behaviorConfiguration="ServiceBehavior"	
	endpoint	address="" binding="wsFederationHttpBinding" bindingConfiguration="WinBinding" contract="InfoWorld.Security.Authorization.AuthorizationSubscriber.IAuthorizationSubscriber"		baseAddress="http://localhost:16050/BMS/AuthorizationSubscriber"	

Section	Configuration Key/Name	Configuration values (ex.)		Description
		Split Service		Combine Service
		BMS.ServiceHost.config	BMS.VI.ServiceHost.exe.config	BMS.ServiceHost.config
	service			address="" binding="wsFederationHttpBinding" bindingConfiguration="WinBinding" contract="InfoWorld.Security.Authorization.AuthorizationSubscriber.IAuthorizationSubscriber"
	host\base\baseAddresses\add		name="TransferFlow" behaviorConfiguration="WorkflowService"	name="TransferFlow" behaviorConfiguration="WorkflowService"
	endpoint		baseAddress="http://<ServerAddress>211:16050/TransferWF"	baseAddress="http://localhost:16050/TransferWF"
	endpoint		address="" bindingConfiguration="ServiceBinding" binding="wsFederationHttpBinding" contract="BMS.Workflows.WF.ITransferFlow"	address="" bindingConfiguration="ServiceBinding" binding="wsFederationHttpBinding" contract="BMS.Workflows.WF.ITransferFlow"
	endpoint		address="win" bindingConfiguration="WinBinding" binding="wsFederationHttpBinding" contract="BMS.Workflows.WF.ITransferFlow"	address="win" bindingConfiguration="WinBinding" binding="wsFederationHttpBinding" contract="BMS.Workflows.WF.ITransferFlow"
	endpoint		contract="IMetadataExchange" binding="mexHttpBinding" address="mex"	contract="IMetadataExchange" binding="mexHttpBinding" address="mex"

Section	Configuration Key/Name	Configuration values (ex.)		Descript ion
		Split Service		Combine Service
		BMS.ServiceHost.config	BMS.VI.ServiceHost.exe.c onfig	BMS.ServiceHost.config
	service		address="unsec" binding="basicHttpBinding" contract="BMS.Workflows.WF.ITransferFlow"	address="unsec" binding="basicHttpBinding" contract="BMS.Workflows.WF.ITransferFlow"
	host\base\baseAddresses\add		name="WaitingListFlow" behaviorConfiguration="WorkflowService"	name="WaitingListFlow" behaviorConfiguration="WorkflowService"
	endpoint		baseAddress="http://<ServerAddress>211:16050/WaitingListWF"	baseAddress="http://localhost:16050/WaitingListWF"
	endpoint		address="" bindingConfiguration="ServiceBinding" binding="wsFederationHttpBinding" contract="BMS.Workflows.WF.IWaitingListFlow"	address="" bindingConfiguration="ServiceBinding" binding="wsFederationHttpBinding" contract="BMS.Workflows.WF.IWaitingListFlow"
	endpoint		address="win" bindingConfiguration="WinBinding" binding="wsFederationHttpBinding" contract="BMS.Workflows.WF.IWaitingListFlow"	address="win" bindingConfiguration="WinBinding" binding="wsFederationHttpBinding" contract="BMS.Workflows.WF.IWaitingListFlow"
	endpoint		contract="IMetadataExchange" binding="mexHttpBinding" address="mex"	contract="IMetadataExchange" binding="mexHttpBinding" address="mex"

Section	Configuration Key/Name	Configuration values (ex.)		Descript ion
		Split Service		Combine Service
		BMS.ServiceHost.config	BMS.VI.ServiceHost.exe.c onfig	BMS.ServiceHost.config
	service		address="unsec" binding="basicHttpBinding" contract="BMS.Workflows.WF.IWaitingListFlow"	address="unsec" binding="basicHttpBinding" contract="BMS.Workflows.WF.IWaitingListFlow"
	host\base\baseAddresses\add		name="BedUnavailableFlow" behaviorConfiguration="WorkflowService"	name="BedUnavailableFlow" behaviorConfiguration="WorkflowService"
	endpoint		baseAddress="http://<ServerAddress>211:16050/BedUnavailableWF"	name="BedUnavailableFlow" behaviorConfiguration="WorkflowService"
	endpoint		address="" bindingConfiguration="ServiceBinding" binding="wsFederationHttpBinding" contract="BMS.Workflows.WF.IBedUnavailableFlow"	address="" bindingConfiguration="ServiceBinding" binding="wsFederationHttpBinding" contract="BMS.Workflows.WF.IBedUnavailableFlow"
	endpoint		address="win" bindingConfiguration="WinBinding" binding="wsFederationHttpBinding" contract="BMS.Workflows.WF.IBedUnavailableFlow"	address="win" bindingConfiguration="WinBinding" binding="wsFederationHttpBinding" contract="BMS.Workflows.WF.IBedUnavailableFlow"
	endpoint		contract="IMetadataExchange" binding="mexHttpBinding" address="mex"	contract="IMetadataExchange" binding="mexHttpBinding" address="mex"

Section	Configuration Key/Name	Configuration values (ex.)		Descript ion
		Split Service		Combine Service
		BMS.ServiceHost.config	BMS.VI.ServiceHost.exe.c onfig	BMS.ServiceHost.config
	service		address="unsec" binding="basicHttpBinding" contract="BMS.Workflows.WF.IBedUnavailableFlow"	address="unsec" binding="basicHttpBinding" contract="BMS.Workflows.WF.IBedUnavailableFlow"
	host\base\baseAddresses\add		name="BMS.ServiceImplementation.VistaQueryCore" behaviorConfiguration="ServiceBehavior"	name="BMS.ServiceImplementation.VistaQueryCore" behaviorConfiguration="ServiceBehavior"
	endpoint		baseAddress="http://<ServerAddress>211:16050/VistaQuery"	baseAddress="http://localhost:16050/VistaQuery"
	endpoint		address="" bindingConfiguration="ServiceBinding" binding="wsFederationHttpBinding" contract="BMS.ServiceContracts.IVistaWorkerQuery"	address="" bindingConfiguration="ServiceBinding" binding="wsFederationHttpBinding" contract="BMS.ServiceContracts.IVistaWorkerQuery"
	endpoint		address="win" bindingConfiguration="WinBinding" binding="wsFederationHttpBinding" contract="BMS.ServiceContracts.IVistaWorkerQuery"	address="win" bindingConfiguration="WinBinding" binding="wsFederationHttpBinding" contract="BMS.ServiceContracts.IVistaWorkerQuery"
	endpoint		contract="IMetadataExchange" binding="mexHttpBinding" address="mex"	contract="IMetadataExchange" binding="mexHttpBinding" address="mex"

Section	Configuration Key/Name	Configuration values (ex.)		Descript ion
		Split Service		Combine Service
		BMS.ServiceHost.config	BMS.VI.ServiceHost.exe.c onfig	BMS.ServiceHost.config
	service		address="unsec" binding="basicHttpBinding" contract="BMS.ServiceContr acts.IVistaWorkerQuery"	address="unsec" binding="basicHttpBinding" contract="BMS.ServiceCon tracts.IVistaWorkerQuery"
	host\base\baseAddresses\ add		name="BMS.VistaIntegration .HL7.ServiceImplementation. HL7OperationsCore" behaviorConfiguration="Basi cBindingBehavior"	name="BMS.VistaIntegrati on.HL7.ServiceImplementa tion.HL7OperationsCore" behaviorConfiguration="Ba sicBindingBehavior"
	endpoint		baseAddress="http://<Server Address>211:16050/HL7Ope rations"	baseAddress="http://localh ost:16050/HL7Operations"
	bindings\basicHttpBinding		address="" bindingConfiguration="messa gingBinding" binding="basicHttpBinding" contract="BMS.VistaIntegrati on.HL7.ServiceContracts.IHL 7Operations"	address="" bindingConfiguration="mes sagingBinding" binding="basicHttpBinding" contract="BMS.VistaIntegr ation.HL7.ServiceContract s.IHL7Operations"
	binding			
	binding		name="EVSBinding" maxReceivedMessageSize=" 2147483647" closeTimeout="00:10:00" openTimeout="00:10:00" receiveTimeout="00:15:00" sendTimeout="00:10:00"	name="EVSBinding" maxReceivedMessageSize ="2147483647" closeTimeout="00:10:00" openTimeout="00:10:00" receiveTimeout="00:15:00" sendTimeout="00:10:00"

Section	Configuration Key/Name	Configuration values (ex.)		Descript ion
		Split Service		Combine Service
		BMS.ServiceHost.config	BMS.VI.ServiceHost.exe.c onfig	BMS.ServiceHost.config
	binding		name="subscriptionBinding" maxBufferSize="2147483647" maxReceivedMessageSize="2147483647" closeTimeout="00:10:00" openTimeout="00:10:00" receiveTimeout="00:15:00" sendTimeout="00:10:00"	name="subscriptionBinding" maxBufferSize="2147483647" maxReceivedMessageSize="2147483647" closeTimeout="00:10:00" openTimeout="00:10:00" receiveTimeout="00:15:00" sendTimeout="00:10:00"
	readerQuotas		name="messagingBinding" maxBufferSize="2147483647" maxReceivedMessageSize="2147483647" closeTimeout="00:10:00" openTimeout="00:10:00" receiveTimeout="00:15:00" sendTimeout="00:10:00"	name="messagingBinding" maxBufferSize="2147483647" maxReceivedMessageSize="2147483647" closeTimeout="00:10:00" openTimeout="00:10:00" receiveTimeout="00:15:00" sendTimeout="00:10:00"
	binding		maxDepth="2147483647" maxStringContentLength="2147483647" maxArrayLength="2147483647" maxBytesPerRead="2147483647" maxNameTableCharCount="2147483647"	maxDepth="2147483647" maxStringContentLength="2147483647" maxArrayLength="2147483647" maxBytesPerRead="2147483647" maxNameTableCharCount="2147483647"

Section	Configuration Key/Name	Configuration values (ex.)		Descript ion	
		Split Service		Combine Service	
		BMS.ServiceHost.config	BMS.VI.ServiceHost.exe.c onfig	BMS.ServiceHost.config	
	readerQuotas		name="QuerySvcSoap" closeTimeout="00:10:00" openTimeout="00:10:00" receiveTimeout="00:15:00" sendTimeout="00:10:00" allowCookies="false" bypassProxyOnLocal="false" hostNameComparisonMode="StrongWildcard" maxBufferSize="2147483647" maxReceivedMessageSize="2147483647" messageEncoding="Text" textEncoding="utf-8" transferMode="Buffered" useDefaultWebProxy="true"	name="QuerySvcSoap" closeTimeout="00:10:00" openTimeout="00:10:00" receiveTimeout="00:15:00" sendTimeout="00:10:00" allowCookies="false" bypassProxyOnLocal="false" hostNameComparisonMode="StrongWildcard" maxBufferSize="2147483647" maxReceivedMessageSize="2147483647" messageEncoding="Text" textEncoding="utf-8" transferMode="Buffered" useDefaultWebProxy="true"	
	security mode="None"		maxDepth="32" maxStringContentLength="2147483647" maxArrayLength="2147483647" maxBytesPerRead="2147483647" maxNameTableCharCount="2147483647"	maxDepth="32" maxStringContentLength="2147483647" maxArrayLength="2147483647" maxBytesPerRead="2147483647" maxNameTableCharCount="2147483647"	
	transport				
	message		clientCredentialType="None" proxyCredentialType="None" realm=""	clientCredentialType="None" proxyCredentialType="None"	

Section	Configuration Key/Name	Configuration values (ex.)		Descript ion
		Split Service		Combine Service
		BMS.ServiceHost.config	BMS.VI.ServiceHost.exe.c onfig	BMS.ServiceHost.config
				realm=""
	binding		clientCredentialType="UserN ame" algorithmSuite="Default"	clientCredentialType="User Name" algorithmSuite="Default"
	readerQuotas		name="QuerySvcSoapHttps" closeTimeout="00:10:00" openTimeout="00:10:00" receiveTimeout="00:15:00" sendTimeout="00:10:00" allowCookies="false" bypassProxyOnLocal="false" hostNameComparisonMode= "StrongWildcard" maxBufferSize="2147483647" maxReceivedMessageSize=" 2147483647" messageEncoding="Text" textEncoding="utf-8" transferMode="Buffered" useDefaultWebProxy="true"	name="QuerySvcSoapHttp s" closeTimeout="00:10:00" openTimeout="00:10:00" receiveTimeout="00:15:00" sendTimeout="00:10:00" allowCookies="false" bypassProxyOnLocal="fals e" hostNameComparisonMod e="StrongWildcard" maxBufferSize="21474836 47" maxReceivedMessageSize ="2147483647" messageEncoding="Text" textEncoding="utf-8" transferMode="Buffered" useDefaultWebProxy="true"
	security mode="Transport"		maxDepth="32" maxStringContentLength="2 147483647" maxArrayLength="21474836 47" maxBytesPerRead="214748 3647" maxNameTableCharCount=" 2147483647"	maxDepth="32" maxStringContentLength=" 2147483647" maxArrayLength="2147483 647" maxBytesPerRead="21474 83647" maxNameTableCharCount ="2147483647"

Section	Configuration Key/Name	Configuration values (ex.)		Descript ion
		Split Service		Combine Service
		BMS.ServiceHost.config	BMS.VI.ServiceHost.exe.c onfig	BMS.ServiceHost.config
	transport			
	wsFederationHttpBinding		clientCredentialType="None" proxyCredentialType="None" realm=""	clientCredentialType="None" proxyCredentialType="None" realm=""
	binding			
	readerQuotas		name="WSFederationHttpBinding_AuthenticatedService" maxReceivedMessageSize="2147483647" closeTimeout="00:10:00" openTimeout="00:10:00" receiveTimeout="00:15:00" sendTimeout="00:10:00"	name="WSFederationHttpBinding_AuthenticatedService" maxReceivedMessageSize="2147483647" closeTimeout="00:10:00" openTimeout="00:10:00" receiveTimeout="00:15:00" sendTimeout="00:10:00"
	security mode="Message"		maxDepth="32" maxStringContentLength="2147483647" maxArrayLength="2147483647" maxBytesPerRead="4096" maxNameTableCharCount="16384"	maxDepth="32" maxStringContentLength="2147483647" maxArrayLength="2147483647" maxBytesPerRead="4096" maxNameTableCharCount="16384"
	message			
	issuer	address="http://<ServerAddress>210:16050/STS/mex"	algorithmSuite="Default" issuedKeyType="Symmetric Key" issuedTokenType="http://docs.oasis-open.org/wss/oasis-wss-saml-token-profile-1.1#SAMLV2.0" negotiateServiceCredential="false" establishSecurityContext="true"	algorithmSuite="Default" issuedKeyType="Symmetric Key" issuedTokenType="http://docs.oasis-open.org/wss/oasis-wss-saml-token-profile-1.1#SAMLV2.0" negotiateServiceCredential="false" establishSecurityContext="true"

Section	Configuration Key/Name	Configuration values (ex.)			Description
		Split Service		Combine Service	
		BMS.ServiceHost.config	BMS.VI.ServiceHost.exe.config	BMS.ServiceHost.config	
	identity\dns		address="http://<ServerAddress>210:16050/STS/" binding="wsHttpBinding" bindingConfiguration="wsUserName"	address="http://localhost:16050/STS/" binding="wsHttpBinding" bindingConfiguration="wsUserName"	
	binding	name="ServiceBinding" maxBufferPoolSize="2147483647" maxReceivedMessageSize="2147483647" closeTimeout="00:10:00" openTimeout="00:10:00" receiveTimeout="00:15:00" sendTimeout="00:10:00"	value="IWHM3STS"	value="IWHM3STS"	
	readerQuotas	maxDepth="32" maxStringContentLength="2147483647" maxArrayLength="2147483647" maxBytesPerRead="4096" maxNameTableCharCount="16384"	name="ServiceBinding" maxBufferPoolSize="2147483647" maxReceivedMessageSize="2147483647" closeTimeout="00:10:00" openTimeout="00:10:00" receiveTimeout="00:15:00" sendTimeout="00:10:00"	name="ServiceBinding" maxBufferPoolSize="2147483647" maxReceivedMessageSize="2147483647" closeTimeout="00:10:00" openTimeout="00:10:00" receiveTimeout="00:15:00" sendTimeout="00:10:00"	
	security mode="Message"		maxDepth="32" maxStringContentLength="2147483647" maxArrayLength="2147483647" maxBytesPerRead="4096" maxNameTableCharCount="16384"	maxDepth="32" maxStringContentLength="2147483647" maxArrayLength="2147483647" maxBytesPerRead="4096" maxNameTableCharCount="16384"	
	message issuedTokenType="http://docs.oasis-open.org/wss/oasis-wss-saml-token-profile-1.1#SAMLV2.0" negotiateServiceCredential="false"	issuerMetadata address="http://<ServerAddress>210:16050/STS/mex"			

Section	Configuration Key/Name	Configuration values (ex.)		Descript ion
		Split Service		Combine Service
		BMS.ServiceHost.config	BMS.VI.ServiceHost.exe.c onfig	BMS.ServiceHost.config
	establishSecurityContext="true"			
	binding	name="WinBinding" maxBufferPoolSize="2147483647" maxReceivedMessageSize="2147483647" closeTimeout="00:10:00" openTimeout="00:10:00" receiveTimeout="00:15:00" sendTimeout="00:10:00"	issuerMetadata address="http://<ServerAddress>210:16050/STS/mex"	issuerMetadata address="http://localhost:16050/STS/mex"
	readerQuotas	maxDepth="32" maxStringContentLength="2147483647" maxArrayLength="2147483647" maxBytesPerRead="4096" maxNameTableCharCount="16384"	name="WinBinding" maxBufferPoolSize="2147483647" maxReceivedMessageSize="2147483647" closeTimeout="00:10:00" openTimeout="00:10:00" receiveTimeout="00:15:00" sendTimeout="00:10:00"	name="WinBinding" maxBufferPoolSize="2147483647" maxReceivedMessageSize="2147483647" closeTimeout="00:10:00" openTimeout="00:10:00" receiveTimeout="00:15:00" sendTimeout="00:10:00"
	security mode="Message"		maxDepth="32" maxStringContentLength="2147483647" maxArrayLength="2147483647" maxBytesPerRead="4096" maxNameTableCharCount="16384"	maxDepth="32" maxStringContentLength="2147483647" maxArrayLength="2147483647" maxBytesPerRead="4096" maxNameTableCharCount="16384"
	message	issuedTokenType="http://docs.oasis-open.org/wss/oasis-wss-saml-token-profile-1.1#SAMLV2.0" negotiateServiceCredential="false" establishSecurityContext="true"		

Section	Configuration Key/Name	Configuration values (ex.)			Description
		Split Service		Combine Service	
		BMS.ServiceHost.config	BMS.VI.ServiceHost.exe.config	BMS.ServiceHost.config	
	issuer	address="http://<ServerAddress>210:16050/STS/Windows" binding="wsHttpBinding" bindingConfiguration="StsWinBinding"	issuedTokenType="http://docs.oasis-open.org/wss/oasis-wss-saml-token-profile-1.1#SAMLV2.0" negotiateServiceCredential="false" establishSecurityContext="true"	issuedTokenType="http://docs.oasis-open.org/wss/oasis-wss-saml-token-profile-1.1#SAMLV2.0" negotiateServiceCredential="false" establishSecurityContext="true"	
	identity\servicePrincipalName	value="host/localhost"	address="http://<ServerAddress>210:16050/STS/Windows" binding="wsHttpBinding" bindingConfiguration="StsWinBinding"	address="http://localhost:16050/STS/Windows" binding="wsHttpBinding" bindingConfiguration="StsWinBinding"	
	binding	name="WinBindingHttps" maxBufferSize="2147483647" maxReceivedMessageSize="2147483647" closeTimeout="00:10:00" openTimeout="00:10:00" receiveTimeout="00:15:00" sendTimeout="00:10:00"	value="host/localhost"	value="host/localhost"	
	readerQuotas	maxDepth="32" maxStringContentLength="2147483647" maxArrayLength="2147483647" maxBytesPerRead="4096" maxNameTableCharCount="16384"	name="WinBindingHttps" maxBufferSize="2147483647" maxReceivedMessageSize="2147483647" closeTimeout="00:10:00" openTimeout="00:10:00" receiveTimeout="00:15:00" sendTimeout="00:10:00"	name="WinBindingHttps" maxBufferSize="2147483647" maxReceivedMessageSize="2147483647" closeTimeout="00:10:00" openTimeout="00:10:00" receiveTimeout="00:15:00" sendTimeout="00:10:00"	

Section	Configuration Key/Name	Configuration values (ex.)		Descript ion
		Split Service		Combine Service
		BMS.ServiceHost.config	BMS.VI.ServiceHost.exe.c onfig	BMS.ServiceHost.config
	security mode="TransportWithMessageCredential"		maxDepth="32" maxStringContentLength="2147483647" maxArrayLength="2147483647" maxBytesPerRead="4096" maxNameTableCharCount="16384"	maxDepth="32" maxStringContentLength="2147483647" maxArrayLength="2147483647" maxBytesPerRead="4096" maxNameTableCharCount="16384"
	message	issuedTokenType="http://docs.oasis-open.org/wss/oasis-wss-saml-token-profile-1.1#SAMLV2.0" negotiateServiceCredential="false" establishSecurityContext="true"		
	issuer	address="http://<ServerAddress>210:16050/STS/Windows" binding="wsHttpBinding" bindingConfiguration="StsWinBinding"	issuedTokenType="http://docs.oasis-open.org/wss/oasis-wss-saml-token-profile-1.1#SAMLV2.0" negotiateServiceCredential="false" establishSecurityContext="true"	issuedTokenType="http://docs.oasis-open.org/wss/oasis-wss-saml-token-profile-1.1#SAMLV2.0" negotiateServiceCredential="false" establishSecurityContext="true"
	identity\servicePrincipalName	value="host/localhost"	address="http://<ServerAddress>210:16050/STS/Windows" binding="wsHttpBinding" bindingConfiguration="StsWinBinding"	address="http://localhost:16050/STS/Windows" binding="wsHttpBinding" bindingConfiguration="StsWinBinding"
	wsHttpBinding		value="host/localhost"	value="host/localhost"
	binding	name="wsUserName" maxReceivedMessageSize="2147483647" closeTimeout="00:10:00" openTimeout="00:10:00" receiveTimeout="00:15:00" sendTimeout="00:10:00"		

Section	Configuration Key/Name	Configuration values (ex.)			Description
		Split Service		Combine Service	
		BMS.ServiceHost.config	BMS.VI.ServiceHost.exe.config	BMS.ServiceHost.config	
	security mode="Message"				
	message	clientCredentialType="UserName" negotiateServiceCredential="false" algorithmSuite="Default" establishSecurityContext="true"			
	binding	name="StsWinBinding" closeTimeout="00:10:00" openTimeout="00:10:00" receiveTimeout="00:15:00" sendTimeout="00:10:00"			
	security mode="Message"				Kerberos/ NTLM
	message	clientCredentialType="UserName" negotiateServiceCredential="false" algorithmSuite="Default" establishSecurityContext="true"			
	binding	name="StsWinBinding" closeTimeout="00:10:00" openTimeout="00:10:00" receiveTimeout="00:15:00" sendTimeout="00:10:00"	clientCredentialType="UserName" negotiateServiceCredential="false" algorithmSuite="Default" establishSecurityContext="true"	clientCredentialType="UserName" negotiateServiceCredential="false" algorithmSuite="Default" establishSecurityContext="true"	
	security mode="Message"	name="StsWinBinding" closeTimeout="00:10:00" openTimeout="00:10:00" receiveTimeout="00:15:00" sendTimeout="00:10:00"	name="StsWinBinding" closeTimeout="00:10:00" openTimeout="00:10:00" receiveTimeout="00:15:00" sendTimeout="00:10:00"	name="StsWinBinding" closeTimeout="00:10:00" openTimeout="00:10:00" receiveTimeout="00:15:00" sendTimeout="00:10:00"	
	message	clientCredentialType="Windows" negotiateServiceCredential="true" establishSecurityContext="true"			
	binding	name="wsBindConf" maxReceivedMessageSize="2147483647" closeTimeout="00:10:00" openTimeout="00:10:00" receiveTimeout="00:15:00" sendTimeout="00:10:00"			
	client				
	endpoint				

Section	Configuration Key/Name	Configuration values (ex.)		Description	
		Split Service		Combine Service	
		BMS.ServiceHost.config	BMS.VI.ServiceHost.exe.config	BMS.ServiceHost.config	
	endpoint		address="http://vaaubmsweb26:87/QuerySvc.asmx" binding="basicHttpBinding" bindingConfiguration="QuerySvcSoap" contract="QuerySvcService.QuerySvcSoap" name="QuerySvcSoap"	address="http://vaaubmsweb76/mdws2/QuerySvc.asmx" binding="basicHttpBinding" bindingConfiguration="QuerySvcSoap" contract="QuerySvcService.QuerySvcSoap" name="QuerySvcSoap"	MD WS2
	endpoint		address="https://vaanusnumweb22.aac.dva.va.gov/Inpatient.asmx" binding="basicHttpBinding" bindingConfiguration="QuerySvcSoapHttps" contract="BMS.ServicesWrapper.Proxy.InpatientSoap" name="InpatientSoap"	address="https://hceveah03:100/Inpatient.asmx" binding="basicHttpBinding" bindingConfiguration="QuerySvcSoapHttps" contract="BMS.ServicesWrapper.Proxy.InpatientSoap" name="InpatientSoap"	NUM I

Section	Configuration Key/Name	Configuration values (ex.)		Description	
		Split Service		Combine Service	
		BMS.ServiceHost.config	BMS.VI.ServiceHost.exe.config	BMS.ServiceHost.config	
	identity\dns		address="http://<ServerAddress>210:16050/PAP" behaviorConfiguration="ClientCredentialsBehavior" binding="wsFederationHttpBinding" bindingConfiguration="WSFederationHttpBinding_AuthenticatedService" contract="InfoWorld.Security.Authorization.PolicyAdministrationPoint.IAdministrativeFunctions" name="PAP.AdministrativeFunctions"	address="http://localhost:16050/PAP" behaviorConfiguration="ClientCredentialsBehavior" binding="wsFederationHttpBinding" bindingConfiguration="WSFederationHttpBinding_AuthenticatedService" contract="InfoWorld.Security.Authorization.PolicyAdministrationPoint.IAdministrativeFunctions" name="PAP.AdministrativeFunctions"	PAP
	endpoint		value="IWHM3Services"	value="IWHM3Services"	

Section	Configuration Key/Name	Configuration values (ex.)		Description	
		Split Service		Combine Service	
		BMS.ServiceHost.config	BMS.VI.ServiceHost.exe.config	BMS.ServiceHost.config	
	identity\dns		endpoint address="http://<ServerAddress>210:16050/PDP" behaviorConfiguration="ClientCredentialsBehavior" binding="wsFederationHttpBinding" bindingConfiguration="WSFederationHttpBinding_AuthenticatedService" contract="InfoWorld.Security.PolicyDecisionPoint.IAuthorizationService" name="PDP.AuthorizationService"	address="http://localhost:16050/PDP" behaviorConfiguration="ClientCredentialsBehavior" binding="wsFederationHttpBinding" bindingConfiguration="WSFederationHttpBinding_AuthenticatedService" contract="InfoWorld.Security.PolicyDecisionPoint.IAuthorizationService" name="PDP.AuthorizationService"	PDP
	endpoint		value="IWHM3Services"	value="IWHM3Services"	

Section	Configuration Key/Name	Configuration values (ex.)		Descript ion	
		Split Service		Combine Service	
		BMS.ServiceHost.config	BMS.VI.ServiceHost.exe.c onfig	BMS.ServiceHost.config	
	identity\dns		address="http://<ServerAd dress>210:16050/PAP" behaviorConfiguration="Wi ndowsClientCredentials" binding="wsFederationHttp Binding" bindingConfiguration="Win Binding" contract="InfoWorld.Securit y.Authorization.PolicyAdmi nistrationPoint.IAdministrati veFunctions" name="PAP.Administrative Functions.Windows"	address="http://localhost:1 6050/PAP" behaviorConfiguration="Wi ndowsClientCredentials" binding="wsFederationHttp Binding" bindingConfiguration="Win Binding" contract="InfoWorld.Securit y.Authorization.PolicyAdmi nistrationPoint.IAdministrati veFunctions" name="PAP.Administrative Functions.Windows"	PAP: Windows auth entic ation
	endpoint		value="IWHM3Services"	value="IWHM3Services"	

Section	Configuration Key/Name	Configuration values (ex.)		Descript ion	
		Split Service		Combine Service	
		BMS.ServiceHost.config	BMS.VI.ServiceHost.exe.c onfig	BMS.ServiceHost.config	
	identity\dns		address="http://<ServerAd dress>210:16050/PDP" behaviorConfiguration="Wi ndowsClientCredentials" binding="wsFederationHttp Binding" bindingConfiguration="Win Binding" contract="InfoWorld.Securit y.PolicyDecisionPoint.IAut horizationService" name="PDP.Authorization Service.Windows"	address="http://localhost:1 6050/PDP" behaviorConfiguration="Wi ndowsClientCredentials" binding="wsFederationHttp Binding" bindingConfiguration="Win Binding" contract="InfoWorld.Securit y.PolicyDecisionPoint.IAut horizationService" name="PDP.Authorization Service.Windows"	PDP: Wind ows auth entic ation
	endpoint		value="IWHM3Services"	value="IWHM3Services"	

Section	Configuration Key/Name	Configuration values (ex.)		Description	
		Split Service		Combine Service	
		BMS.ServiceHost.config	BMS.VI.ServiceHost.exe.config	BMS.ServiceHost.config	
	identity\dns		address="http://<ServerAddress>211:16050/QueryFunctions" behaviorConfiguration="ClientCredentialsBehavior" binding="wsFederationHttpBinding" bindingConfiguration="WSFederationHttpBinding_AuthenticatedService" name="EIS.QueryFunctions" contract="InfoWorld.EIS.IQueryFunctions"	address="http://localhost:16050/QueryFunctions" behaviorConfiguration="ClientCredentialsBehavior" binding="wsFederationHttpBinding" bindingConfiguration="WSFederationHttpBinding_AuthenticatedService" name="EIS.QueryFunctions" contract="InfoWorld.EIS.IQueryFunctions"	EIS: QueryFunctions
	endpoint		value="IWHM3Services"	value="IWHM3Services"	

Section	Configuration Key/Name	Configuration values (ex.)		Description	
		Split Service		Combine Service	
		BMS.ServiceHost.config	BMS.VI.ServiceHost.exe.config	BMS.ServiceHost.config	
	identity\dns		address="http://<ServerAddress>211:16050/QueryFunctions" behaviorConfiguration="WindowsClientCredentials" binding="wsFederationHttpBinding" bindingConfiguration="WinBinding" contract="InfoWorld.EIS.IQueryFunctions" name="EIS.QueryFunctions.Windows"	address="http://localhost:16050/QueryFunctions" behaviorConfiguration="WindowsClientCredentials" binding="wsFederationHttpBinding" bindingConfiguration="WinBinding" contract="InfoWorld.EIS.IQueryFunctions" name="EIS.QueryFunctions.Windows"	EIS: Windows authentication
	endpoint		value="IWHM3Services"	value="IWHM3Services"	

Section	Configuration Key/Name	Configuration values (ex.)		Descript ion	
		Split Service		Combine Service	
		BMS.ServiceHost.config	BMS.VI.ServiceHost.exe.c onfig	BMS.ServiceHost.config	
	identity\dns		address="http://<ServerAd dress>211:16050/EntityMa nagement" behaviorConfiguration="Cli entCredentialsBehavior" binding="wsFederationHttp Binding" name="EIS.EntityManage ment" bindingConfiguration="WS FederationHttpBinding_Aut henticatedService" contract="InfoWorld.EIS.IE ntityManagement"	address="http://localhost:1 6050/EntityManagement" behaviorConfiguration="Cli entCredentialsBehavior" binding="wsFederationHttp Binding" name="EIS.EntityManage ment" bindingConfiguration="WS FederationHttpBinding_Aut henticatedService" contract="InfoWorld.EIS.IE ntityManagement"	EIS: Entit yMa nage ment
	endpoint		value="IWHM3Services"	value="IWHM3Services"	

Section	Configuration Key/Name	Configuration values (ex.)		Descript ion	
		Split Service		Combine Service	
		BMS.ServiceHost.config	BMS.VI.ServiceHost.exe.c onfig	BMS.ServiceHost.config	
	identity\dns		address="http://<ServerAd dress>211:16050/EntityMa nagement" behaviorConfiguration="Wi ndowsClientCredentials" binding="wsFederationHttp Binding" name="EIS.EntityManage ment.Windows" bindingConfiguration="Win Binding" contract="InfoWorld.EIS.IE ntityManagement"	address="http://localhost:1 6050/EntityManagement" behaviorConfiguration="Wi ndowsClientCredentials" binding="wsFederationHttp Binding" name="EIS.EntityManage ment.Windows" bindingConfiguration="Win Binding" contract="InfoWorld.EIS.IE ntityManagement"	EIS: Wind ows auth entic ation
	endpoint		value="IWHM3Services"	value="IWHM3Services"	
	endpoint		address="http://<ServerAd dress>211:16050/CTSVoc abularyRuntime" name="EVS.CTSVocabula ryRuntime" binding="basicHttpBinding" bindingConfiguration="EVS Binding" contract="InfoWorld.EVS.C TSVAPI.RuntimeOperatio ns" behaviorConfiguration="Da taContractSerializer"	address="http://localhost:1 6050/CTSVocabularyRunti me" name="EVS.CTSVocabula ryRuntime" binding="basicHttpBinding" bindingConfiguration="EVS Binding" contract="InfoWorld.EVS.C TSVAPI.RuntimeOperatio ns" behaviorConfiguration="Da taContractSerializer"	EVS

Section	Configuration Key/Name	Configuration values (ex.)		Descript ion
		Split Service		Combine Service
		BMS.ServiceHost.config	BMS.VI.ServiceHost.exe.c onfig	BMS.ServiceHost.config
	endpoint		address="http://<ServerAd dress>211:16050/CTSVoc abularyBrowse" name="EVS.CTSVocabula ryBrowse" binding="basicHttpBinding" bindingConfiguration="EVS Binding" contract="InfoWorld.EVS.C TSVAPI.BrowserOperati ons" behaviorConfiguration="Da taContractSerializer"	address="http://localhost:1 6050/CTSVocabularyBrow se" name="EVS.CTSVocabula ryBrowse" binding="basicHttpBinding" bindingConfiguration="EVS Binding" contract="InfoWorld.EVS.C TSVAPI.BrowserOperati ons" behaviorConfiguration="Da taContractSerializer"
	endpoint		address="http://<ServerAd dress>211:16050/CTSMes sageBrowse" name="EVS.CTSMesage Browse" binding="basicHttpBinding" bindingConfiguration="EVS Binding" contract="InfoWorld.EVS.C TSMAPI.BrowserOperati ons" behaviorConfiguration="Da taContractSerializer"	address="http://localhost:1 6050/CTSMesageBrowse " name="EVS.CTSMesage Browse" binding="basicHttpBinding" bindingConfiguration="EVS Binding" contract="InfoWorld.EVS.C TSMAPI.BrowserOperati ons" behaviorConfiguration="Da taContractSerializer"
	endpoint		address="http://<ServerAd dress>211:16050/CTSMes sageRuntime" name="EVS.CTSMesage Runtime" binding="basicHttpBinding" bindingConfiguration="EVS Binding" contract="InfoWorld.EVS.C TSMAPI.RuntimeOperati ons" behaviorConfiguration="Da taContractSerializer"	address="http://localhost:1 6050/CTSMesageRuntim e" name="EVS.CTSMesage Runtime" binding="basicHttpBinding" bindingConfiguration="EVS Binding" contract="InfoWorld.EVS.C TSMAPI.RuntimeOperati ons" behaviorConfiguration="Da taContractSerializer"

Section	Configuration Key/Name	Configuration values (ex.)		Description
		Split Service		Combine Service
		BMS.ServiceHost.config	BMS.VI.ServiceHost.exe.config	BMS.ServiceHost.config
	endpoint		<pre>address="http://<ServerAddress>211:16050/CTSMes sageEdit" name="EVS.CTSMesage Edit" binding="basicHttpBinding" bindingConfiguration="EVS Binding" contract="InfoWorld.EVS.C TSEdit.IMessageEdit" behaviorConfiguration="Da taContractSerializer"</pre>	<pre>address="http://localhost:1 6050/CTSMesageEdit" name="EVS.CTSMesage Edit" binding="basicHttpBinding" bindingConfiguration="EVS Binding" contract="InfoWorld.EVS.C TSEdit.IMessageEdit" behaviorConfiguration="Da taContractSerializer"</pre>
	endpoint		<pre>address="http://<ServerAd dress>211:16050/CTSVoc abularyEdit" name="EVS.CTSVocabula ryEdit" binding="basicHttpBinding" bindingConfiguration="EVS Binding" contract="ICTSEditVocabul ary"</pre>	<pre>address="http://localhost:1 6050/CTSVocabularyEdit" name="EVS.CTSVocabula ryEdit" binding="basicHttpBinding" bindingConfiguration="EVS Binding" contract="ICTSEditVocabul ary"</pre>

Section	Configuration Key/Name	Configuration values (ex.)		Description	
		Split Service		Combine Service	
		BMS.ServiceHost.config	BMS.VI.ServiceHost.exe.config	BMS.ServiceHost.config	
	identity\dns		address="http://<ServerAddress>211:16050/BMSQuery" behaviorConfiguration="ClientCredentialsBehavior" binding="wsFederationHttpBinding" bindingConfiguration="WSFederationHttpBinding_AuthenticatedService" name="BMS.BMSQuery" contract="BMS.ServiceContracts.IBedManagerQuery"	address="http://localhost:16050/BMSQuery" behaviorConfiguration="ClientCredentialsBehavior" binding="wsFederationHttpBinding" bindingConfiguration="WSFederationHttpBinding_AuthenticatedService" name="BMS.BMSQuery" contract="BMS.ServiceContracts.IBedManagerQuery"	BMS Query
	endpoint		value="IWHM3Services"	value="IWHM3Services"	

Section	Configuration Key/Name	Configuration values (ex.)		Description	
		Split Service		Combine Service	
		BMS.ServiceHost.config	BMS.VI.ServiceHost.exe.config	BMS.ServiceHost.config	
	identity\dns		address="http://<ServerAddress>211:16050/BMSQuery" behaviorConfiguration="WindowsClientCredentials" binding="wsFederationHttpBinding" bindingConfiguration="WinBinding" name="BMS.BMSQuery.Windows" contract="BMS.ServiceContracts.IBedManagerQuery"	address="http://localhost:16050/BMSQuery" behaviorConfiguration="WindowsClientCredentials" binding="wsFederationHttpBinding" bindingConfiguration="WinBinding" name="BMS.BMSQuery.Windows" contract="BMS.ServiceContracts.IBedManagerQuery"	BMS Query: Windows
	endpoint		value="IWHM3Services"	value="IWHM3Services"	

Section	Configuration Key/Name	Configuration values (ex.)		Description	
		Split Service		Combine Service	
		BMS.ServiceHost.config	BMS.VI.ServiceHost.exe.config	BMS.ServiceHost.config	
	identity\dns		address="http://<ServerAddress>211:16050/BMSOperations" behaviorConfiguration="ClientCredentialsBehavior" binding="wsFederationHttpBinding" bindingConfiguration="WSFederationHttpBinding_AuthenticatedService" name="BMS.BMSOperations" contract="BMS.ServiceContracts.IBedManagerOperations"	address="http://localhost:16050/BMSOperations" behaviorConfiguration="ClientCredentialsBehavior" binding="wsFederationHttpBinding" bindingConfiguration="WSFederationHttpBinding_AuthenticatedService" name="BMS.BMSOperations" contract="BMS.ServiceContracts.IBedManagerOperations"	BMS Operations
	endpoint		value="IWHM3Services"	value="IWHM3Services"	

Section	Configuration Key/Name	Configuration values (ex.)		Description	
		Split Service		Combine Service	
		BMS.ServiceHost.config	BMS.VI.ServiceHost.exe.config	BMS.ServiceHost.config	
	identity\dns		address="http://<ServerAddress>211:16050/BMSOperations" behaviorConfiguration="WindowsClientCredentials" binding="wsFederationHttpBinding" bindingConfiguration="WinBinding" name="BMS.BMSOperations.Windows" contract="BMS.ServiceContracts.IBedManagerOperations"	address="http://localhost:16050/BMSOperations" behaviorConfiguration="WindowsClientCredentials" binding="wsFederationHttpBinding" bindingConfiguration="WinBinding" name="BMS.BMSOperations.Windows" contract="BMS.ServiceContracts.IBedManagerOperations"	BMS Operations: Windows
	endpoint		value="IWHM3Services"	value="IWHM3Services"	

Section	Configuration Key/Name	Configuration values (ex.)		Description	
		Split Service		Combine Service	
		BMS.ServiceHost.config	BMS.VI.ServiceHost.exe.config	BMS.ServiceHost.config	
	identity\dns		address="http://<ServerAddress>210:16050/BMSConfigurationOperations" behaviorConfiguration="ClientCredentialsBehavior" binding="wsFederationHttpBinding" bindingConfiguration="WSFederationHttpBinding_AuthenticatedService" name="BMS.BMSConfigurationOperations" contract="BMS.ServiceContracts.IConfigurationOperations"	address="http://localhost:16050/BMSConfigurationOperations" behaviorConfiguration="ClientCredentialsBehavior" binding="wsFederationHttpBinding" bindingConfiguration="WSFederationHttpBinding_AuthenticatedService" name="BMS.BMSConfigurationOperations" contract="BMS.ServiceContracts.IConfigurationOperations"	BMS Configuration
	endpoint		value="IWHM3Services"	value="IWHM3Services"	

Section	Configuration Key/Name	Configuration values (ex.)		Description	
		Split Service		Combine Service	
		BMS.ServiceHost.config	BMS.VI.ServiceHost.exe.config	BMS.ServiceHost.config	
	identity\dns		address="http://<ServerAddress>210:16050/BMSConfigurationOperations" behaviorConfiguration="WindowsClientCredentials" binding="wsFederationHttpBinding" bindingConfiguration="WinBinding" name ="BMS.BMSConfigurationOperations.Windows" contract="BMS.ServiceContracts.IConfigurationOperations"	address="http://localhost:16050/BMSConfigurationOperations" behaviorConfiguration="WindowsClientCredentials" binding="wsFederationHttpBinding" bindingConfiguration="WinBinding" name ="BMS.BMSConfigurationOperations.Windows" contract="BMS.ServiceContracts.IConfigurationOperations"	BMS Configuration: Windows
	endpoint		value="IWHM3Services"	value="IWHM3Services"	

Section	Configuration Key/Name	Configuration values (ex.)		Description	
		Split Service		Combine Service	
		BMS.ServiceHost.config	BMS.VI.ServiceHost.exe.config	BMS.ServiceHost.config	
	identity\dns		address="http://<ServerAddress>211:16050/BedUnavailableWF" behaviorConfiguration="ClientCredentialsBehavior" binding="wsFederationHttpBinding" bindingConfiguration="WSFederationHttpBinding_AuthenticatedService" name="BMSWF.IBedUnavailableFlow" contract="BMS.Workflows.WF.IBedUnavailableFlow"	address="http://localhost:16050/BedUnavailableWF" behaviorConfiguration="ClientCredentialsBehavior" binding="wsFederationHttpBinding" bindingConfiguration="WSFederationHttpBinding_AuthenticatedService" name="BMSWF.IBedUnavailableFlow" contract="BMS.Workflows.WF.IBedUnavailableFlow"	Bed Unavailable Workflow
	endpoint		value="IWHM3Services"	value="IWHM3Services"	

Section	Configuration Key/Name	Configuration values (ex.)		Description	
		Split Service		Combine Service	
		BMS.ServiceHost.config	BMS.VI.ServiceHost.exe.config	BMS.ServiceHost.config	
	identity\dns		address="http://<ServerAddress>211:16050/BedUnavailableWF" behaviorConfiguration="WindowsClientCredentials" binding="wsFederationHttpBinding" bindingConfiguration="WinBinding" name="BMSWF.IBedUnavailableFlow.Windows" contract="BMS.Workflows.WF.IBedUnavailableFlow"	address="http://localhost:16050/BedUnavailableWF" behaviorConfiguration="WindowsClientCredentials" binding="wsFederationHttpBinding" bindingConfiguration="WinBinding" name="BMSWF.IBedUnavailableFlow.Windows" contract="BMS.Workflows.WF.IBedUnavailableFlow"	Bed Unavailable Workflow: Windows
	endpoint		value="IWHM3Services"	value="IWHM3Services"	

Section	Configuration Key/Name	Configuration values (ex.)		Description	
		Split Service		Combine Service	
		BMS.ServiceHost.config	BMS.VI.ServiceHost.exe.config	BMS.ServiceHost.config	
	identity\dns		address="http://<ServerAddress>211:16050/WaitingListWF" behaviorConfiguration="ClientCredentialsBehavior" binding="wsFederationHttpBinding" bindingConfiguration="WSFederationHttpBinding_AuthenticatedService" name="BMSWF.IWaitingListFlow" contract="BMS.Workflows.WF.IWaitingListFlow"	address="http://localhost:16050/WaitingListWF" behaviorConfiguration="ClientCredentialsBehavior" binding="wsFederationHttpBinding" bindingConfiguration="WSFederationHttpBinding_AuthenticatedService" name="BMSWF.IWaitingListFlow" contract="BMS.Workflows.WF.IWaitingListFlow"	Waiting List Workflow
	endpoint		value="IWHM3Services"	value="IWHM3Services"	

Section	Configuration Key/Name	Configuration values (ex.)		Description	
		Split Service		Combine Service	
		BMS.ServiceHost.config	BMS.VI.ServiceHost.exe.config	BMS.ServiceHost.config	
	identity\dns		address="http://<ServerAddress>211:16050/WaitingListWF" behaviorConfiguration="WindowsClientCredentials" binding="wsFederationHttpBinding" bindingConfiguration="WinBinding" name="BMSWF.IWaitingListFlow.Windows" contract="BMS.Workflows.WF.IWaitingListFlow"	address="http://localhost:16050/WaitingListWF" behaviorConfiguration="ClientCredentialsBehavior" binding="wsFederationHttpBinding" bindingConfiguration="WSFederationHttpBinding_AuthenticatedService" name="BMSWF.IWaitingListFlow" contract="BMS.Workflows.WF.IWaitingListFlow"	Waiting List Workflow
	endpoint		value="IWHM3Services"	value="IWHM3Services"	

Section	Configuration Key/Name	Configuration values (ex.)		Description	
		Split Service		Combine Service	
		BMS.ServiceHost.config	BMS.VI.ServiceHost.exe.config	BMS.ServiceHost.config	
	identity\dns		address="http://<ServerAddress>211:16050/VistaQuery" behaviorConfiguration="ClientCredentialsBehavior" binding="wsFederationHttpBinding" bindingConfiguration="WSFederationHttpBinding_AuthenticatedService" contract="BMS.ServiceContracts.IVistaWorkerQuery" name="BMS.VistaQuery"	address="http://localhost:16050/WaitingListWF" behaviorConfiguration="WindowsClientCredentials" binding="wsFederationHttpBinding" bindingConfiguration="WinBinding" name="BMSWF.IWaitingListFlow.Windows" contract="BMS.Workflows.WF.IWaitingListFlow"	Waiting List Workflow: Windows
	endpoint		value="IWHM3Services"	value="IWHM3Services"	

Section	Configuration Key/Name	Configuration values (ex.)		Description	
		Split Service		Combine Service	
		BMS.ServiceHost.config	BMS.VI.ServiceHost.exe.config	BMS.ServiceHost.config	
	identity\dns		address="http://<ServerAddress>211:16050/VistaQuery" behaviorConfiguration="WindowsClientCredentials" binding="wsFederationHttpBinding" bindingConfiguration="WinBinding" contract="BMS.ServiceContracts.IVistaWorkerQuery" name="BMS.VistaQuery.Windows"	address="http://localhost:16050/VistaQuery" behaviorConfiguration="WindowsClientCredentials" binding="wsFederationHttpBinding" bindingConfiguration="WinBinding" contract="BMS.ServiceContracts.IVistaWorkerQuery" name="BMS.VistaQuery.Windows"	BMS Vista Query - Configuration Windows
	endpoint		value="IWHM3Services"	value="IWHM3Services"	

Section	Configuration Key/Name	Configuration values (ex.)		Description	
		Split Service		Combine Service	
		BMS.ServiceHost.config	BMS.VI.ServiceHost.exe.config	BMS.ServiceHost.config	
	identity\dns		address="http://redacted.va.gov:80/CacheService.svc" behaviorConfiguration="WindowsClientCredentials" binding="wsFederationHttpBinding" bindingConfiguration="WinBinding" name="BMS.Cache.Windows" contract="BMS.ServiceContracts.ICacheService"	address="http://vaausbmsweb75.aac.dva.va.gov:80/CacheService.svc" behaviorConfiguration="WindowsClientCredentials" binding="wsFederationHttpBinding" bindingConfiguration="WinBinding" name="BMS.Cache.Windows" contract="BMS.ServiceContracts.ICacheService"	BMS Web Cache - Client: Windows
	endpoint		value="IWHM3Services"	value="IWHM3Services"	

Section	Configuration Key/Name	Configuration values (ex.)		Description	
		Split Service		Combine Service	
		BMS.ServiceHost.config	BMS.VI.ServiceHost.exe.config	BMS.ServiceHost.config	
	identity\dns		address="https://vaww.bms.va.gov:443/CacheService.svc" behaviorConfiguration="WindowsClientCredentials" binding="wsFederationHttpBinding" bindingConfiguration="WinBindingHttps" name="BMS.Cache.Windows.Https" contract="BMS.ServiceContracts.ICacheService"	address="https://vausbmsweb75.aac.dva.va.gov:443/CacheService.svc" behaviorConfiguration="WindowsClientCredentials" binding="wsFederationHttpBinding" bindingConfiguration="WinBindingHttps" name="BMS.Cache.Windows.Https" contract="BMS.ServiceContracts.ICacheService"	BMS Web Cache - Client: Windows
	endpoint		value="IWHM3Services"	value="IWHM3Services"	

Section	Configuration Key/Name	Configuration values (ex.)		Description	
		Split Service		Combine Service	
		BMS.ServiceHost.config	BMS.VI.ServiceHost.exe.config	BMS.ServiceHost.config	
	identity\dns		address="http://<ServerAddress>211:16050/BMSCache" behaviorConfiguration="ClientCredentialsBehavior" binding="wsFederationHttpBinding" bindingConfiguration="WSFederationHttpBinding_AuthenticatedService" name="BMS.BMSCache" contract="BMS.ServiceContracts.IBedManagerCache"	address="http://localhost:16050/BMSCache" behaviorConfiguration="ClientCredentialsBehavior" binding="wsFederationHttpBinding" bindingConfiguration="WSFederationHttpBinding_AuthenticatedService" name="BMS.BMSCache" contract="BMS.ServiceContracts.IBedManagerCache"	BMSCache
	endpoint		value="IWHM3Services"	value="IWHM3Services"	

Section	Configuration Key/Name	Configuration values (ex.)		Description
		Split Service		Combine Service
		BMS.ServiceHost.config	BMS.VI.ServiceHost.exe.config	BMS.ServiceHost.config
	identity\dns		address="http://<ServerAddress>211:16050/BMSCache" behaviorConfiguration="WindowsClientCredentials" binding="wsFederationHttpBinding" bindingConfiguration="WinBinding" contract="BMS.ServiceContracts.IBedManagerCache" name="BMS.BMSCache.Windows"	address="http://localhost:16050/BMSCache" behaviorConfiguration="WindowsClientCredentials" binding="wsFederationHttpBinding" bindingConfiguration="WinBinding" contract="BMS.ServiceContracts.IBedManagerCache" name="BMS.BMSCache.Windows"
	behaviors		value="IWHM3Services"	value="IWHM3Services"
	serviceBehaviors			
	behavior	name="ServiceBehavior"		
	serviceMetadata	httpGetEnabled="true"		
	serviceDebug	includeExceptionDetailInFaults="true"		
	dataContractSerializer	type="InfoWorld.Security.Saml20.Saml20ServiceCredentials, Saml20"		
	serviceCredentials	type="InfoWorld.Security.Saml20.Saml20ServiceCredentials, Saml20"		
	serviceCertificate	findValue="IWHM3Services" storeLocation="LocalMachine" storeName="My" x509FindType="FindBySubjectName"		
	issuedTokenAuthentication\knownCertificates\add	findValue="IWHM3STS" storeLocation="LocalMachine" storeName="My" x509FindType="FindBySubjectName"		
	behavior name="WorkflowService"			

Section	Configuration Key/Name	Configuration values (ex.)		Descript ion
		Split Service		Combine Service
		BMS.ServiceHost.config	BMS.VI.ServiceHost.exe.c onfig	BMS.ServiceHost.config
	serviceMetadata httpGetEnabled="true"			
	serviceThrottling			
	serviceDebug		maxConcurrentCalls="1500" maxConcurrentSessions="1500"	maxConcurrentCalls="1000" maxConcurrentSessions="1000"
	serviceCredentials		includeExceptionDetailInFaults="true"	includeExceptionDetailInFaults="true"
	serviceCertificate		type="InfoWorld.Security.Saml20.Saml20ServiceCredentials, Saml20"	type="InfoWorld.Security.Saml20.Saml20ServiceCredentials, Saml20"
	issuedTokenAuthentication knownCertificates\add		findValue="IWHM3Services" storeLocation="LocalMachine" storeName="My" x509FindType="FindBySubjectName"	findValue="IWHM3Services" storeLocation="LocalMachine" storeName="My" x509FindType="FindBySubjectName"
	sqlWorkflowInstanceStore		findValue="IWHM3STS" storeLocation="LocalMachine" storeName="My" x509FindType="FindBySubjectName"	findValue="IWHM3STS" storeLocation="LocalMachine" storeName="My" x509FindType="FindBySubjectName"

Section	Configuration Key/Name	Configuration values (ex.)		Description
		Split Service		Combine Service
		BMS.ServiceHost.config	BMS.VI.ServiceHost.exe.config	BMS.ServiceHost.config
	workflowIdle		connectionString="Data Source=<DatabaseAddress>;Network Library=DBMSSOCN;Initial Catalog=BMS_InstanceStore;Integrated Security=True;Asynchronous Processing=True;Pooling=true;Min Pool Size=0;Max Pool Size=250;" instanceEncodingOption="None" instanceCompletionAction="DeleteAll" instanceLockedExceptionAction="BasicRetry" hostLockRenewalPeriod="00:00:30" runnableInstancesDetectionPeriod="00:00:02"	connectionString="Data Source=<DatabaseAddress>;Initial Catalog=BMS_InstanceStore;Integrated Security=True;Asynchronous Processing=True;Pooling=true;Min Pool Size=0;Max Pool Size=100;" instanceEncodingOption="None" instanceCompletionAction="DeleteAll" instanceLockedExceptionAction="BasicRetry" hostLockRenewalPeriod="00:00:30" runnableInstancesDetectionPeriod="00:00:02"
	sqlWorkflowInstanceStorePromotion		timeToUnload="00:00:00" timeToPersist="00:00:00"	timeToUnload="0"
	promotionSets		connectionString="Data Source=<DatabaseAddress>;Network Library=DBMSSOCN;Initial Catalog=BMS_InstanceStore;Integrated Security=True;Pooling=true;Min Pool Size=0;Max Pool Size=250;"	connectionString="Data Source=<DatabaseAddress>;Initial Catalog=BMS_InstanceStore;Integrated Security=True;Pooling=true;Min Pool Size=0;Max Pool Size=100;"
	promotionSetName="AdmissionData"			

Section	Configuration Key/Name	Configuration values (ex.)		Description
		Split Service		Combine Service
		BMS.ServiceHost.config	BMS.VI.ServiceHost.exe.config	BMS.ServiceHost.config
	promotionSet name="TransferData"		<pre><promotedValue propertyName="AdmissionId"/> <promotedValue propertyName="PatientName"/> <promotedValue propertyName="LocationName"/></pre>	<pre><promotedValue propertyName="AdmissionId"/> <promotedValue propertyName="PatientName"/> <promotedValue propertyName="LocationName"/></pre>
	behavior name="BasicBindingBehavior"		promotedValue propertyName="PatientSSN"	promotedValue propertyName="PatientSSN"
	endpointBehaviors		<pre><dataContractSerializer maxItemsInObjectGraph=" 2147483647"/> <serviceDebug includeExceptionDetailInFaults="true"/> <serviceMetadata httpGetEnabled="true"/></pre>	<pre><dataContractSerializer maxItemsInObjectGraph=" 2147483647"/> <serviceDebug includeExceptionDetailInFaults="true"/> <serviceMetadata httpGetEnabled="true"/></pre>
	behavior			
	dataContractSerializer		name="ClientCredentialsBehavior"	name="ClientCredentialsBehavior"
	durableIssuedTokenClient Credentials\serviceCertificate		maxItemsInObjectGraph="2147483647"	maxItemsInObjectGraph="2147483647"

Section	Configuration Key/Name	Configuration values (ex.)		Description
		Split Service		Combine Service
		BMS.ServiceHost.config	BMS.VI.ServiceHost.exe.config	BMS.ServiceHost.config
	authentication		x509FindType="FindBySubjectName" findValue="IWHM3Services" storeName="My" storeLocation="LocalMachine"	x509FindType="FindBySubjectName" findValue="IWHM3Services" storeName="My" storeLocation="LocalMachine"
	scopedCertificates\add		revocationMode="NoCheck"	revocationMode="NoCheck"
	durableIssuedToken		targetUri="http://<ServerAddress>210:16050/STS/" x509FindType="FindBySubjectName" findValue="IWHM3STS" storeName="My" storeLocation="LocalMachine"	targetUri="http://localhost:16050/STS/" x509FindType="FindBySubjectName" findValue="IWHM3STS" storeName="My" storeLocation="LocalMachine"
	behavior		connectionString="Data Source=<DatabaseAddress>;Network Library=DBMSSOCN;Initial Catalog=BMS;Integrated Security=True;Pooling=true;Min Pool Size=0;Max Pool Size=250;" identifier="SessionID" isolationLevel="ReadCommitted"	connectionString="Data Source=<DatabaseAddress>;Initial Catalog=BMS;Integrated Security=True;Pooling=true;Min Pool Size=0;Max Pool Size=100;" identifier="SessionID" isolationLevel="ReadCommitted"
	dataContractSerializer		name="WindowsClientCredentials"	name="WindowsClientCredentials"
	clientCredentials		maxItemsInObjectGraph="2147483647"	maxItemsInObjectGraph="2147483647"
	windows		type="InfoWorld.Security.Authentication.CacheClientCredentials, SecurityTokenCache"	type="InfoWorld.Security.Authentication.CacheClientCredentials, SecurityTokenCache"
	serviceCertificate		allowNtlm="true"	allowNtlm="true"

Section	Configuration Key/Name	Configuration values (ex.)		Description
		Split Service		Combine Service
		BMS.ServiceHost.config	BMS.VI.ServiceHost.exe.config	BMS.ServiceHost.config
	defaultCertificate			
	authentication		x509FindType="FindBySubjectName" findValue="IWHM3Services" storeName="My" storeLocation="LocalMachine"	x509FindType="FindBySubjectName" findValue="IWHM3Services" storeName="My" storeLocation="LocalMachine"
	scopedCertificates\add		revocationMode="NoCheck"	revocationMode="NoCheck"
	behavior		targetUri="http://<ServerAddress>210:16050/STS/Windows" x509FindType="FindBySubjectName" findValue="IWHM3STS" storeName="My" storeLocation="LocalMachine"	targetUri="http://localhost:16050/STS/Windows" x509FindType="FindBySubjectName" findValue="IWHM3STS" storeName="My" storeLocation="LocalMachine"
	dataContractSerializer		name="DataContractSerializer"	name="DataContractSerializer"
	extensions\behaviorExtensions		maxItemsInObjectGraph="2147483647"	maxItemsInObjectGraph="2147483647"
	add			

Section	Configuration Key/Name	Configuration values (ex.)		Description
		Split Service		Combine Service
		BMS.ServiceHost.config	BMS.VI.ServiceHost.exe.config	BMS.ServiceHost.config
	add		name="sqlWorkflowInstanceStorePromotion" type="BMS.Workflows.PropertyPromotionActivity.Configuration.SqlWorkflowInstanceStorePromotionElement, BMS.Workflows.PropertyPromotionActivity"	name="sqlWorkflowInstanceStorePromotion" type="BMS.Workflows.PropertyPromotionActivity.Configuration.SqlWorkflowInstanceStorePromotionElement, BMS.Workflows.PropertyPromotionActivity"
	add		name="errorHandler" type="BMS.Workflows.CustomActivities.Utils.WFErrorHandlerElement, BMS.Workflows.CustomActivities"	name="errorHandler" type="BMS.Workflows.CustomActivities.Utils.WFErrorHandlerElement, BMS.Workflows.CustomActivities"
	log4net		name="durableIssuedTokenClientCredentials" type="BMS.Security.Configuration.DurableIssuedTokenClientCredentialsConfigHandler, BMS.Security"	name="durableIssuedTokenClientCredentials" type="BMS.Security.Configuration.DurableIssuedTokenClientCredentialsConfigHandler, BMS.Security"
	root	value="OFF"		set the level value to ALL or DEBUG in order to trace meth

Section	Configuration Key/Name	Configuration values (ex.)			Description
		Split Service		Combine Service	
		BMS.ServiceHost.config	BMS.VI.ServiceHost.exe.config	BMS.ServiceHost.config	
					od entry and exit times
	level value	"SQLAppender"			
	appender-ref ref	name="FileAppender" type="log4net.Appender.FileAppender"			
	appender	name="FileAppender" type="log4net.Appender.FileAppender"			
	file	value="log-file.txt"			
	appendToFile	value="true"			
	layout	type="log4net.Layout.PatternLayout"			
	conversionPattern	value="%date [%6thread] -> %message% <-%newline"			
	appender	name="SQLAppender" type="log4netAsync.AsyncAdoNetAppender,log4netAsync"			
	bufferSize	value="1000"			
	connectionType	value="System.Data.SqlClient.SqlConnection, System.Data, Version=1.0.3300.0, Culture=neutral, PublicKeyToken=b77a5c561934e089"			
	connectionString	value="data source=<DatabaseAddress>;Network Library=DBMSSOCN;initial catalog=BMS_LOG;integrated security=SSPI;persist security info=False;Pooling=true;Min Pool Size=0;Max Pool Size=250;"			
	commandText	value="INSERT INTO Log ([Date],[Thread],[Level],[Logger],[Message],[Exception]) VALUES (@log_date, @thread, @log_level, @logger, @message, @exception)"	value="data source=<DatabaseAddress>; Network Library=DBMSSOCN;initial catalog=BMS_LOG;integrated security=SSPI;persist security info=False;Pooling=true;Min Pool Size=0;Max Pool Size=250;"	value="data source=<DatabaseAddress>;initial catalog=LOG;integrated security=SSPI;persist security info=False;Pooling=true;Min Pool Size=0;Max Pool Size=100;"	
	parameter				
	parameterName	value="@log_date"			
	dbType	value="DateTime"			

Section	Configuration Key/Name	Configuration values (ex.)		Description
		Split Service		Combine Service
		BMS.ServiceHost.config	BMS.VI.ServiceHost.exe.config	BMS.ServiceHost.config
	layout	type="log4net.Layout.RawTimeStampLayout"		
	parameter			
	parameterName	value="@thread"		
	dbType	value="String"		
	size	value="255"		
	layout	type="log4net.Layout.PatternLayout"		
	conversionPattern	value="%thread"		
	parameter			
	parameterName	value="@log_level"		
	dbType	value="String"		
	size	value="50"		
	layout	type="log4net.Layout.PatternLayout"		
	conversionPattern	value="%level"		
	parameter			
	parameterName	value="@logger"		
	dbType	value="String"		
	size	value="255"		
	layout	type="log4net.Layout.PatternLayout"		
	conversionPattern	value="%logger"		
	parameter			
	parameterName	value="@message"		
	dbType	value="String"		
	size	value="4000"		
	layout	type="log4net.Layout.PatternLayout"		
	conversionPattern	value="%message"		
	parameter			

Section	Configuration Key/Name	Configuration values (ex.)		Descript ion
		Split Service		Combine Service
		BMS.ServiceHost.config	BMS.VI.ServiceHost.exe.c onfig	BMS.ServiceHost.config
	parameterName	value="@exception"		
	dbType	value="String"		
	size	value="2000"		
	layout	type="log4net.Layout.ExceptionLayout"		
	filter	type="log4net.Filter.StringMatchFilter"		
	stringToMatch	value="00:00:00.00"		do not log messages with durations under 00:00:00.00*
	acceptOnMatch	value="false"		
	filter	type="log4net.Filter.StringMatchFilter"		
	stringToMatch	value="Entry"		do not log entry messages as they are not relevant duration-wise

Section	Configuration Key/Name	Configuration values (ex.)		Description
		Split Service		Combine Service
		BMS.ServiceHost.config	BMS.VI.ServiceHost.exe.config	BMS.ServiceHost.config
	acceptOnMatch	value="false"		
	startup			
	supportedRuntime	version="v4.6" sku=".NETFramework,Version=v4.6.1"		
	runtime\gcServer	enabled="true"		

Table 5-EIS Service Configuration Parameters

File	Section	Configuration key	Configuration values (ex.)	Description
EISService Implementation. dll confia	configuration/ connectionStrings/ add	ConnectionString	Workstation id= vadbserver\sql2008r2;packet size=4096;data source= vadbserver \sql2008r2;persist security info=False;Initial Catalog=BMS_EIS;Integrated Security=SSPI;	Connection string for the connection to the BMS_EIS database.
	configuration/ appSettings/ key	DataSetPath	DBRepository	Data Adapters (XML mapping files) path.
		OverwriteCreateEntityId	true/false	If set to true, the service generates a new unique identifier on each resource create call, otherwise, it uses the identifier received as parameter. If set to true, the service notifies linked
		NotificationIndicator	true/false	EIS services of changes produced on entities.
		UseSecurityContext	0/1	ePractice security context
		DnsIdentity	IWHM3Services	Certificate which specifies the service's dns identity.
		ReceiveIndicator	true/false	If set to true, the service accepts notification messages from linked EIS services.
		AutomaticLinkIndicator	true/false	If set to true, entities are automatically linked (associated as equivalent) across linked EIS services.
		XEISIndicator	true/false	Specifies whether the cross EIS worker should be started.
XEISDomain	domain name	Domain of the cross EIS implementation.		

File	Section	Configuration key	Configuration values (ex.)	Description
		SubscriptionTopic	entity	Specifies the topic of the synchronization subscription, meaning what should be synced.
		AuditProtocol	none/udp	Transfer protocol to communicate with the audit service or none if not used.
		AuditServer	auditserver	Server where the audit service resides.
		AuditPort	10000	Port of the audit service on the specified server.
		AuditSynchronIndicator	true/false	Specifies if the Audit Service should be called synchronous or asynchronous.
	configuration/ system.serviceModel/behaviors/endpointBehaviors/behavior/clientCredentials/serviceCertificate/scopedCertificates/added	targetUri	http://vaserver:17050/STS/Windows	URI of STS certificate.
	configuration/ system.serviceModel/bindings/wsFederationHttpBinding/binding/message/issuerMetadata	address	http://vaserver:17050/STS/mex	STS metadata exchange URL used by ServiceBinding.
	configuration/ system.serviceModel/bindings/wsFederationHttpBinding/binding/security/message/issuer	address	http://vaserver:17050/STS/Windows	STS URL used by WinBinding.
	configuration/ system.serviceModel/services/service/host/baseAddress/added	baseAddress	http://vaserver:17050/QueryFunctions	EIS Query Functions service endpoint address.
	configuration/ system.serviceModel/services/service/host/baseAddress/added	baseAddress	http://vaserver:17050/Administration	EIS Administration service endpoint address.
	configuration/ system.serviceModel	baseAddress	http://vaserver:17050/EntityManagement	EIS EntityManagement service endpoint address.

File	Section	Configuration key	Configuration values (ex.)	Description
	el/services/service/host/baseAddress/add			
	configuration/system.serviceModel/services/service/host/baseAddress/add	baseAddress	http://vaserver:17050/ServiceMetadataManagement	EIS ServiceMetadataManagement service endpoint address.
	configuration/system.serviceModel/services/service/host/baseAddress/add	baseAddress	http://vaserver:17050/BulkEntityManagement	EIS Bulk BulkEntityManagement service endpoint address.
	configuration/system.serviceModel/services/service/host/baseAddress/add	baseAddress	http://vaserver:17050/Subscribe	EIS Subscribe service endpoint address.
	configuration/system.serviceModel/services/service/host/baseAddress/add	baseAddress	http://vaserver:17050/LinkAlgorithmAdministration	EIS LinkAlgorithmAdministration service endpoint address.
	configuration/system.serviceModel/services/service/host/baseAddress/add	baseAddress	http://vaserver:17050/EIS/SubscriptionAdministration	EIS SubscriptionAdministration service endpoint address.
	configuration/system.serviceModel/services/service/host/baseAddress/add	baseAddress	http://vaserver:17050/Receive	EIS Receive service endpoint address.
	configuration/system.serviceModel/services/service/host/baseAddress/add	baseAddress	http://vaserver:17050/EIS/MessageAdministration	EIS MessageAdministration service endpoint address.
	configuration/system.serviceModel/services/service/host/baseAddress/add	baseAddress	http://vaserver:17050/EIS/AuthorizationSubscriber	EIS AuthorizationSubscriber service endpoint address.

File	Section	Configuration key	Configuration values (ex.)	Description
	add			
Connections.xml	MyConnections/ connectionString	connectionString	workstation id= vadbserver\sql2008r2;packet size=4096;data source= vadbserver\sql2008r2;persist security info=False;Initial Catalog=BMS_EIS;Integrated Security=SSPI;	Connection string for the connection to the BMS_EIS database.

Table 6-EVS Service Configuration Parameters

File	Section	Configuration key	Configuration values (ex.)	Description
MessageImpl.dll. config	configuration/ appSettings/ key	DatasetPath	DBRepository	Data Adapters (XML mapping files) path.
		ApplicationFolder	D:\CTS\CTSImport	String path to application folder.
		SqlScriptsFolder	SqlScripts	SQL scripts folder name.
		TextFilesFolder	TextFiles	Text files folder name.
		PackageFilesFolder	PackageFiles	Package files folder name.
		CodeMappingTempTable	dbo.TempMapping	The mapping temporary table name.
		TemporaryFolder	Temp	Temporary folder name.
		SubscriptionTopic	cts	Specifies the topic of the synchronization subscription, meaning what should be synced.
		NotificationIndicator	true/false	Notification indicator.
		BulkInsertBatchSize	1000	Maximum number of processed records in one step.
		DnsIdentity	IWHM3Services	Certificate which specifies the service's dns identity.
StartSecurityEndpoints	true/false	Specifies if the secure endpoints are to be started.		
http://localhost:17050/CTSImport	EVS	EVS import from excel key.		

File	Section	Configuration key	Configuration values (ex.)	Description
		http://localhost:17050/CTSExport	EVS	EVS export to excel key.
	configuration/ system.serviceModel/services/serviceHost/baseAddresses/	baseAddress	http://vaserver:17050/ CTSVocabularyRuntime	CTS VocabularyRuntime service endpoint address (HTTP Protocol).
		baseAddress	https://vaserver:17706/	CTS VocabularyRuntime service endpoint address (HTTPS Protocol).

File	Section	Configuration key	Configuration values (ex.)	Description
	add		CTSVocabularyRuntime	
	configuration/ system.serviceModel/services/serviceHost/baseAddresses/ add	baseAddress	http://vaserver:17050/ CTSMapping	CTS Mapping service endpoint address (HTTP Protocol).
		baseAddress	https://vaserver:17706/ CTSMapping	CTS Mapping service endpoint address (HTTPS Protocol).
	configuration/ system.serviceModel/services/serviceHost/baseAddresses/ add	baseAddress	http://vaserver:17050/ CTSVocabularyBrowse	CTS VocabularyBrowse service endpoint address (HTTP Protocol).
		baseAddress	https://vaserver:17706/ CTSVocabularyBrowse	CTS VocabularyBrowse service endpoint address (HTTPS Protocol).
	configuration/ system.serviceModel/services/serviceHost/baseAddresses/ add	baseAddress	http://vaserver:17050/ CTSMMessageRuntime	CTS MessageRuntime service endpoint address (HTTP Protocol).
		baseAddress	https://vaserver:17706/ CTSMMessageRuntime	CTS MessageRuntime service endpoint address (HTTPS Protocol).
	configuration/ system.serviceModel/services/serviceHost/baseAddresses/ add	baseAddress	http://vaserver:17050/ CTSMMessageBrowse	CTS MessageBrowse service endpoint address (HTTP Protocol).
		baseAddress	https://vaserver:17706/ CTSMMessageBrowse	CTS MessageBrowse service endpoint address (HTTPS Protocol).
	configuration/ system.serviceModel/services/serviceHost/baseAddresses/ add	baseAddress	http://vaserver:17050/ CTSMMessageEdit	CTS MessageEdit service endpoint address (HTTP Protocol).
		baseAddress	https://vaserver:17706/ CTSMMessageEdit	CTS MessageEdit service endpoint address (HTTPS Protocol).
	configuration/	baseAddress	http://vaserver:17050/ CTSVocabularyEdit	CTS VocabularyEdit service endpoint address (HTTP Protocol).

File	Section	Configuration key	Configuration values (ex.)	Description
	system.serviceModel/services/serviceHost/baseAddresses/	baseAddress	https://vaserver:17706/CTSVocabularyEdit	CTS VocabularyEdit service endpoint address (HTTPS Protocol).
	configuration/ system.serviceModel/services/serviceHost/baseAddresses/	baseAddress	http://vaserver:17050/CTSMappingEdit	CTS MappingEdit service endpoint address (HTTP Protocol).
	add	baseAddress	https://vaserver:17706/CTSMappingEdit	CTS MappingEdit service endpoint address (HTTPS Protocol).
	configuration/ system.serviceModel/services/serviceHost/	baseAddress	http://vaserver:17050/Xaml	XAML service endpoint address.

File	Section	Configuration key	Configuration values (ex.)	Description
	ost/baseAddresses/ add			
	configuration/ system.serviceModel/services/serviceHost/baseAddresses/ add	baseAddress	http://vaserver:17050/EVSWrapper	EVS Wrapper service endpoint address.
	configuration/ system.serviceModel/services/serviceHost/baseAddresses/ add	baseAddress	http://vaserver:17050/CTSImport	CTS Import service endpoint address.
	configuration/ system.serviceModel/services/serviceHost/baseAddresses/ add	baseAddress	http://vaserver:17050/CTSExport	CTS Export service endpoint address.
	configuration/ system.serviceModel/services/serviceHost/baseAddresses/ add	baseAddress	http://vaserver:17050/CTSEditBulk	CTS EditBulk service endpoint address.
	configuration/ system.serviceModel/services/serviceHost/baseAddresses/ add	baseAddress	http://vaserver:17050/CTS/SubscriptionAdministration	CTS Subscription Administration service endpoint address.

File	Section	Configuration key	Configuration values (ex.)	Description
	configuration/system.serviceModel/services/service/host/baseAddresses/add	baseAddress	http://vaserver:17050/CTS/MessageAdministration	CTS Message Administration service endpoint address.
	configuration/system.serviceModel/bindings/wsFederationHttpBinding/binding/security/message/issuerMetadata	address	http://vaserver:17050/STS/mex	STS metadata exchange URL used by ServiceBinding.

File	Section	Configuration key	Configuration values (ex.)	Description
	configuration/system.serviceModel/bindings/wsFederationHttpBinding/binding/security/message/issuer	address	http://vaserver:17050/STS/Windows	STS URL used by WinBinding.
EVSWrapper.dll.config	configuration/system.serviceModel/services/service/host/baseAddresses/add	baseAddress	http://vaserver:17050/EVSWrapper	EVS Wrapper service endpoint address.

Table 7-PAP Service Configuration Parameters

File	Section	Configuration key	Configuration values (ex.)	Description
PolicyAdministration Point.dll.config	configuration/ appSettings/ key	DefaultResourceRoot	VA	Default root for identifiers.
		DatasetPath	DBRepository	Data Adapters (XML mapping files) path.
		su	hmcomplus	Specifies the super user of the application.
		SubscriptionTopic	Authorization	Specifies the topic of the synchronization subscription, meaning what should be synced.
	DnsIdentity	IWHM3Services	Certificate which specifies the service's dns identity.	
	AuditProtocol	none/udp	Transfer protocol to communicate with the audit service or none if not used.	
	AuditServer	auditserver	Server where the audit service resides.	
	AuditPort	10000	Port of the audit service on the specified server.	
configuration/ connectionStrings/ add	connectionString	workstation id= vadbserver\sql2008r2;packet size=4096;data source= vadbserver\sql2008r2;persist security info=False;Initial Catalog=BMS_AUTHZ;Integrated Security=SSPI;	Connection string for the connection to the BMS_AUTHZ database.	
configuration/syste m.serviceModel/ bindings/ wsFederationHttpBi nding/binding/securi ty/message/issuer	address	http://vaserver:17050/STS/ Windows	STS URL used by UpnBinding.	

File	Section	Configuration key	Configuration values (ex.)	Description
	configuration/system.serviceModel/bindings/wsFederationHttpBinding/binding/security/message/issuer	address	http://vaserver:17050/STS/Windows	STS URL used by WinBinding.
	configuration/system.serviceModel/services/service/host/baseAddresses/add	baseAddress	http://vaserver:17050/PAP	PAP service endpoint address.
	configuration/system.serviceModel/services/service/host/baseAddresses/add	baseAddress	http://vaserver:17050/AuthorizationPublisher	AuthorizationPublisher service endpoint address.
	configuration/system.serviceModel/services/service/host/baseAddresses/add	baseAddress	http://vaserver:17050/PAP/MessageAdministration	MessageAdministration service endpoint address.
	configuration/system.serviceModel/services/service/host/baseAddresses/add	baseAddress	http://vaserver:17050/PAP/SubscriptionAdministration	SubscriptionAdministration service endpoint address.
	configuration/system.serviceModel/client/endpoint	address	http://vaserver:17050/PDP/Request	PDP request client endpoint address.
	configuration/system.serviceModel/behaviors/endpointBehaviors/behavior/clientCredentials/serviceCertificate/scopedCertificates/add	targetUri	http://vaserver:17050/STS/Windows	URI of STS certificate.
Connections.xml	MyConnections/MyConnection/	connectionString	workstation id=vadbserver\sql2008r2;packet	Connection string for the connection to the BMS_AUTHZ database.

File	Section	Configuration key	Configuration values (ex.)	Description
	ConnectionString		size=4096;data source= vadbserver\sql2008r2;persist security info=False;Initial Catalog=BMS_AUTHZ;Integrated Security=SSPI;	

Table 8-PDP Service Configuration Parameters

File	Section	Configuration key	Configuration values (ex.)	Description
PolicyDecision Point.dll.config		DefaultResourceRoot	VA	Default root for identifiers.
	configuration/ appSettings/ key	ConnectionString	Data source=vadbserver\sql2008; InitialCatalog=BMS_AUTHZ;Persist Security Info=False;Integrated Security=SSPI	Connection string for the connection to the BMS_AUTHZ database.
	configuration/ system.serviceMod el/bindings/ wsFederationHttpBi nding/binding/securi ty/message/issuerM etadata	address	http://vaserver:17050/STS/mex	STS metadata exchange URL used by ServiceBinding.
	configuration/ system.serviceMod el/services/service/h ost/baseAddresses/ add	baseAddress	http://vaserver:17050/PDP	PDP service endpoint address.
	configuration/ system.serviceMod el/services/service/h ost/baseAddresses/ add	baseAddress	http://vaserver:17050/PDP/ Request	PDP Request service endpoint address.

Table 9-RS Service Configuration Parameters

File	Section	Configuration key	Configuration values (ex.)	Description
RS.Service Implementation.	configuration/ appSettings/	DefaultResourceRoot	VA	Default root for identifiers.
		ReportingServicesURL	http://vaserver:90/Report	Reporting services URL address.
dll.config	key		Server/ReportService2005. asmx	
		RootFolderName	Reporting Service	Reports root folder in the reporting services.
		AuditProtocol	none/udp	Transfer protocol to communicate with the audit service or none if not used.
		AuditServer	auditserver	Server where the audit service resides.
		AuditPort	10000	Port of the audit service on the specified server.
	configuration/system.serviceModel/client/endpoint	address	http://vaserver:17050/PDP/Request	PDP request client endpoint address.
	configuration/system.serviceModel/bindings/wsFederationHttpBinding/binding/security/message/issuerMetadata	address	http://vaserver:17050/STS/mex	STS metadata exchange URL used by ServiceBinding.
	configuration/system.serviceModel/bindings/wsFederationHttpBinding/binding/security/message/issuer	address	http://vaserver:17050/STS/Windows	URL of CustomBinding_IAuthenticationService.
configuration/system.serviceModel/services/service/host/baseAddresses/add	baseAddress	http://vaserver:17050/RS	RS service endpoint address.	

File	Section	Configuration key	Configuration values (ex.)	Description
	configuration/ system.serviceModel/behaviors/ endpointBehaviors/ behavior/ clientCredentials/ serviceCertificate/ scopedCertificates/add	targetUri	http://vaserver:17050/STS/ Windows	URI of STS certificate.

Table 10-STS Service Configuration Parameters

File	Section	Configuration key	Configuration values (ex.)	Description	
SecureToken Service.dll.config	configuration/ appSettings/ key	Delay	0:01:00	Sleep interval between the retries to insert the superusers in the database.	
		TokenTTLInMinutes	1442	Time to live of the security token, in minutes.	
		STSCertificateStoreName	My	Specifies the name of the X.509 certificate store to open.	
		STSCertificateStoreLocation	LocalMachine	Specifies the location of the X.509 STS certificate store.	
		STSCertificateFindType	FindBySubjectName	Specifies the type of value the X509Certificate2Collection.Find method	
					searches for.
		STSCertificateFindValue	IWHM3STS	STS Certificate name.	
		ServiceCertificateStoreName	My	Specifies the name of the X.509 certificate store to open.	
		ServiceCertificateStoreLocation	LocalMachine/CurrentUser	Specifies the location of the X.509 services' certificate store.	
		ServiceCertificateFindType	FindBySubjectName	Specifies the type of value the X509Certificate2Collection.Find method searches for.	
ServiceCertificateFindValue	IWHM3Services	Services' Certificate name.			

File	Section	Configuration key	Configuration values (ex.)	Description
		su	Domain qualified user names, comma separated.	Usernames of all the super users in the application.
		domains	VA VA	Comma separated list of root extension values for the application's domains.
	configuration/ connectionStrings/ add	connectionString	workstation id= vadbserver\sql2008r2;packet size=4096;data source= vadbserver\sql2008;persist security info=False;Initial Catalog=BMS_AUTHZ;Integrated Security=SSPI;	Connection string for the connection to the BMS_AUTHZ database.
	configuration/ system.serviceModel/services/service/ host/baseAddresses/add	baseAddress	http://vaserver:17050/STS	STS service endpoint address.
	configuration/ system.serviceModel/services/service/ baseAddress	baseAddress	http://vaserver:17050/authsvc	Authsvc service endpoint address.
	configuration/ system.serviceModel/bindings/ wsFederationHttpBinding/binding/secure	address	http://vaserver:17050/STS/mex	STS metadata exchange URL used by ServiceBinding.
	configuration/ system.serviceModel/bindings/ wsFederationHttpBinding/binding/secure/ message/issuer	address	http://vaserver:17050/STS/ Windows	URL of STS used by WindowsBinding.
	configuration/ system.serviceModel/bindings/ wsFederationHttpBinding/binding/secure/ message/issuer/ identity/userPrincipal Name	value	VAUser@domain.com	Name of the user under which the service is running.

File	Section	Configuration key	Configuration values (ex.)	Description
	configuration/ system.serviceModel/behaviors/serviceBehaviors/behavior/serviceMetadata	httpGetUrl	http://vaserver:17050/STS/mex	Metadata exchange address of ServiceSTSBehavior.

Table 11-Win ServiceHost Configuration Parameters

File	Section	Configuration key	Configuration values (ex.)	Description
WinServiceHost.exe.config	configuration/appSettings/key	LocalServer	yes/no	ePractice remoting flag. Only used with yes.
		UseSecurityContext	0/1	Flag which specifies if ePractice uses the security context.
		AuditProtocol	none/udp	Transfer protocol to communicate with the audit service or none if not used.
		ServiceStartupTimeoutSecondsAdd	90	Time in seconds to wait for the services to start
		AuditServer	auditserver	Server where the audit service resides.
		AuditPort	10000	Port of the audit service on the specified server.
		ServiceCertificateStoreName	My	Specifies the name of the X.509 certificate store to open.
		ServiceCertificateStoreLocation	LocalMachine	Specifies the location of the X.509 services' certificate store.
		ServiceCertificateFindType	FindBySubjectName	Specifies the type of value the X509Certificate2Collection.Find method searches for.
		ServiceCertificateFindValue	IWHM3Services	Services' Certificate name.

Table 12-WMI User Group Configuration Parameters

File	Section	Configuration key	Configuration values (ex.)	Description
WMI_UserGroup.exe	configuration/ appSettings/ key	DatasetPath	DBRepository	Data Adapters (XML mapping files) path.
		LocalMachineName	localhost	Name of the host where WMI_UserGroup will run.
		IsRunningOnLocalMachine	true/false	Specify if WMI_UserGroup will run on local machine or not.
Connections.xml	MyConnections/ MyConnection/ ConnectionString	ConnectionString	packet size=4096;data source= vadbserver\sql2008r2;persist security info=False;Initial Catalog=BMS_DW;Integrated Security=SSPI;connection timeout = 600	Connection string for the connection to the BMS_DW database.

Table 13-Policy Manager Configuration Parameters

File	Section	Configuration key	Configuration values (ex.)	Description
	configuration/ appSettings/ key	DefaultResourceRoot	VA	Default root for identifiers.
		AuditProtocol	none/udp	Transfer protocol to communicate with the audit service or none if not used.
		AuditServer	auditserver	Server where the audit service resides.
		AuditPort	10000	Port of the audit service on the specified server.
	configuration/			
	system.serviceModel/bindings/wsFederationHttpBinding/binding/security/message/issuer	address	http://vaserver:17050/STS/	STS address used by wsFederationBinding binding

File	Section	Configuration key	Configuration values (ex.)	Description
PolicyManager.exe.config	configuration/system.serviceModel/behaviors/endpointBehaviors/behavior/clientCredentials/scopedCertificates/add	targetUri	http://vaserver:17050/STS/	STS address of STS certificate.
	configuration/system.serviceModel/client/endpoint	address	http://vaserver:17050/PAP	PAP client endpoint address.
	configuration/system.serviceModel/client/endpoint	address	http://vaserver:17050/AuthorizationPublisher	AuthorizationPublisher client endpoint address.
PolicyEditor.dll.config	configuration/system.serviceModel/client	address	http://vaserver:17050/PAP	PAP client endpoint address.

Table 14-BMS Web Configuration Parameters

File	Section	Configuration key	Configuration values (ex.)	Description
Web.config	configuration/appSettings/	webpages:Version	1.0.0.0	Version of the web site.
		ClientValidationEnabled	true/false	Gets or sets a value that indicates whether client-side validation is enabled.
	key	UnobtrusiveJavaScriptEnabled	true/false	Gets or sets a value that indicates whether unobtrusive JavaScript is enabled.
		ReportsPath	/BMS	Path of the reports in the reporting services.
		BMS.EVSDictionaryCacheSize	512	Cache size for the vocabulary service, representing the number of concepts cached.
		VAURL	http://vaww.esm.infoshare.va.gov/PMIC/Projects/BMS/Implement/default.aspx	BMS Sharepoint Site.

File	Section	Configuration key	Configuration values (ex.)	Description
		TICKETURL	http://vaww.esm.infoshare.va.gov/PMIC/Projects/BMS/Implement/HDPProcess/default.aspx	Enter a defect and enhancement ticket.
		WhiteboardRefreshRate	60	Time in seconds of refresh rate of the whiteboard page.
		THRESHOLD	0	Threshold value used to compare wait time value of the patient from the Patients Pending Placement List in order to display an alert on the Patients Pending Placement List.
		aspnet:MaxHttpCollectionKeys	2000	Maximum number of aps.net collection keys.
		WhiteboardAjaxRefreshRate	180	Time in seconds of AJAX refresh rate of the whiteboard page.
		WhiteboardRealRefreshRate	60	Time in minutes of standard refresh rate of the whiteboard page.
		HomePageRefreshRate	300	Time in seconds of refresh rate of the home page.
		BMS_EIS_GET_ENTITY_FILTER_PAGE_SIZE	1000	Number of records queried that are brought from EIS in one page.
		BMS_EVS_GET_CONCEPT_PAGE_SIZE	1000	Number of records queried that are brought from EVS in one page.
		SmtpHost	VA_MAIL_SERVER	Mail Server host.
		DisplayDetailedErrorMessage	true/false	If set to true displays detailed error message, otherwise displays a generic message ("Please contact BMS administrator.").

File	Section	Configuration key	Configuration values (ex.)	Description
		Is_IIS_Single_Instance	true/false	If set to true a single IIS instance is used. If set to false multiple IIS instances are used (web farm scenario).
		ProxyPoolMaxCount	100	The maximum number of proxies in the pool.
		MdwsEndpointUrl_1	http://mdws_server:81/QuerySvc.asmx	MDWS instance URL address.
		MdwsEndpointUrl_2	http://mdws_server:82/QuerySvc.asmx	MDWS instance URL address.

File	Section	Configuration key	Configuration values (ex.)	Description
	configuration/system.serviceModel/bindings/wsFederationHttpBinding/binding/security/message/issuer	address	http://vaserver:17050/STS/Windows	STS Windows address used by WindowsBinding.
	configuration/system.serviceModel/bindings/wsFederationHttpBinding/binding/security/message/issuer	address	http://vaserver:17050/STS/	STS address used by WSFederationHttpBinding_Authenticated Service binding.
	configuration/system.serviceModel/client/endpoint	address	http://vaserver:17050/authsvc/upnidentity	Security Authentication client endpoint address.
	configuration/system.serviceModel/client/endpoint	address	http://vaserver:17050/RS	Reporting Services client endpoint address.
	configuration/system.serviceModel/client/endpoint	address	http://vaserver:17050/QueryFunctions	EIS QueryFunctions client endpoint address.
	configuration/system.serviceModel/client/endpoint	address	http://vaserver:17050/QueryFunctions	EIS QueryFunctions Windows authentication client endpoint address.
	configuration/system.serviceModel/client/endpoint	address	http://vaserver:17050/EntityManagement	EIS EntityManagement client endpoint address.
	configuration/system.serviceModel/client/endpoint	address	http://vaserver:17050/EntityManagement	EIS EntityManagement Windows authentication client endpoint address.

File	Section	Configuration key	Configuration values (ex.)	Description
	client/endpoint			
	configuration/system.serviceModel/client/endpoint	address	http://vaserver:17050/PAP	PAP client endpoint address.
	configuration/system.serviceModel/client/endpoint	address	http://vaserver:17050/PAP	PAP Windows authentication client endpoint address.

File	Section	Configuration key	Configuration values (ex.)	Description
	configuration/system.serviceModel/client/endpoint	address	http://vaserver:17050/PDP	PDP client endpoint address.
	configuration/system.serviceModel/client/endpoint	address	http://vaserver:17050/PDP	PDP Windows authentication client endpoint address.
	configuration/system.serviceModel/client/endpoint	address	http://vaserver:17050/CTSVocabularyRuntime	CTS VocabularyRuntime client endpoint address.
	configuration/system.serviceModel/client/endpoint	address	http://vaserver:17050/CTSVocabularyBrowse	CTS VocabularyBrowse client endpoint address.
	configuration/system.serviceModel/client/endpoint	address	http://vaserver:17050/CTSMessageBrowse	CTS MessageBrowse client endpoint address.
	configuration/system.serviceModel/client/endpoint	address	http://vaserver:17050/CTSMessageRuntime	CTS MessageRuntime client endpoint address.
	configuration/system.serviceModel/client/endpoint	address	http://vaserver:17050/CTSMessageEdit	CTS MessageEdit client endpoint address.
	configuration/system.serviceModel/client/endpoint	address	http://vaserver:17050/CTSVocabularyEdit	CTS VocabularyEdit client endpoint address.
	configuration/system.serviceModel/client/endpoint	address	http://vaserver:17050/BMSConfigurationOperations	BMS ConfigurationOperations client endpoint address.
	configuration/system.serviceModel/client/endpoint	address	http://vaserver:17050/BMSConfigurationOperations	BMS ConfigurationOperations Windows authentication client endpoint address.

File	Section	Configuration key	Configuration values (ex.)	Description
	configuration/system.serviceModel/client/endpoint	address	http://vaserver:17050/BMSQuery	BMS Query client endpoint address.
	configuration/system.serviceModel/client/endpoint	address	http://vaserver:17050/BMSOperations	BMS Operations client endpoint address.
	configuration/system.serviceModel/client/endpoint	address	http://vaserver:17050/TransferWF	Transfer workflow client endpoint address.
	configuration/system.serviceModel/client/endpoint	address	http://vaserver:17050/BMSWF	BMS workflow client endpoint address.
	configuration/system.serviceModel/client/endpoint	address	http://vaserver:17050/WaitingListWF	Patients Pending Placement List workflow client endpoint address.
	configuration/system.serviceModel/client/endpoint	address	http://vaserver:17050/BedCleanWF	Bed clean workflow client endpoint address.
	configuration/system.serviceModel/client/endpoint	address	http://vaserver:17050/BedUnavailableWF	Bed Unavailable workflow client endpoint address.
	configuration/system.serviceModel/client/endpoint	address	http://vaserver:17050/VistaQuery	Vista Query client endpoint address.
	configuration/system.serviceModel/client/endpoint	address	http://vaserver:17050/VistaQuery	Vista Query Windows authentication client endpoint address.

2.4 Scheduled Windows and SQL Jobs Configuration

BMS runs one Windows Scheduled task: BMS – WMI_UserGroup and two SQL Jobs in order to bring data into the data warehouse (BMS_DW database): BMS - Reports Full and BMS – Reports Incremental. More information about BMS databases can be referenced from [Section 3.3](#).

2.4.1 BMS Reports Full

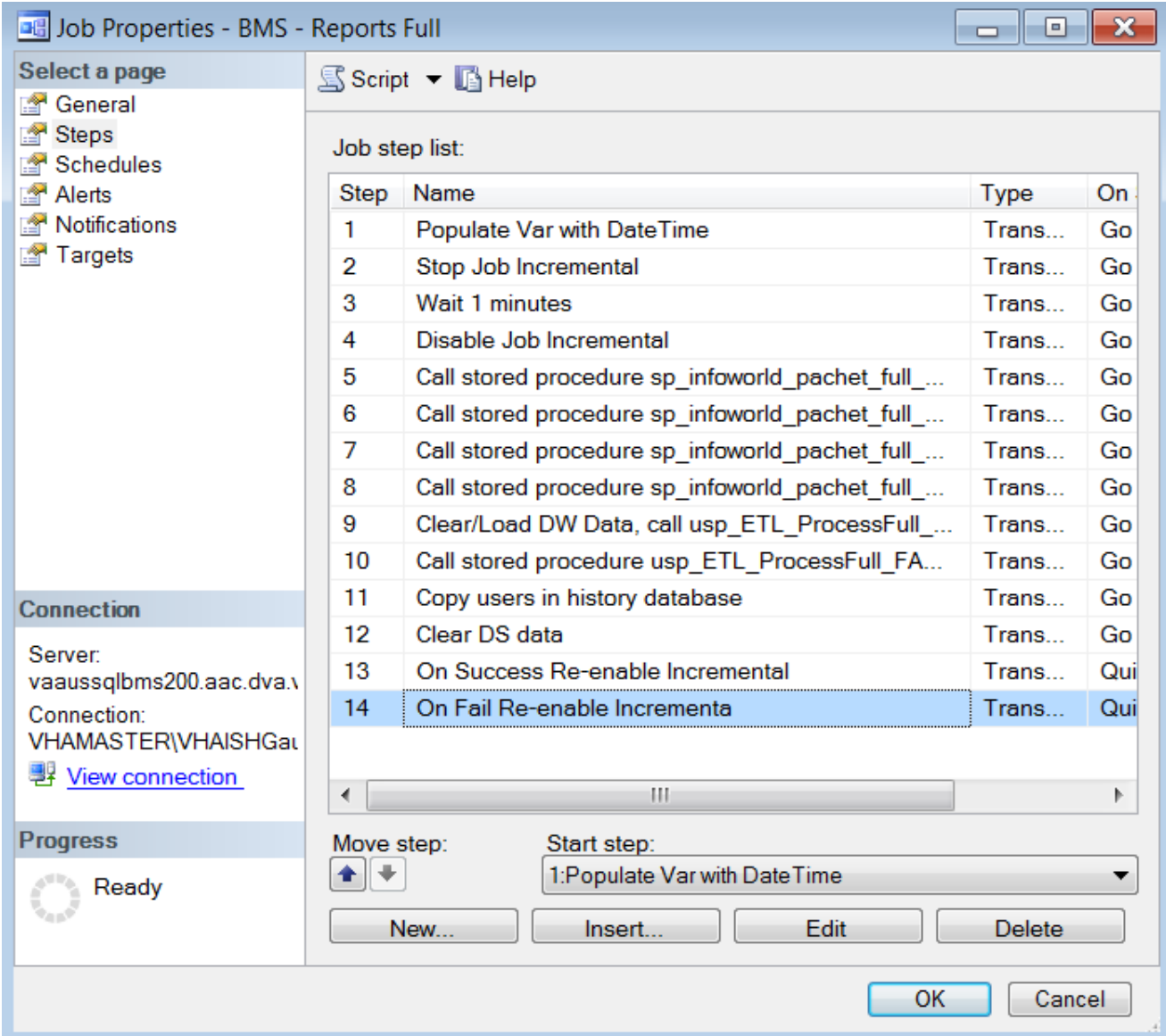


Figure 2-BMS-Report Full Job

The job’s steps can be seen in the figure above and most of them execute stored procedures. At the beginning of the process, the operations are done between the source databases and the destination database, which is BMS_DS in our case.

Each step is described below:

- Step 1.** Start job full: this is only an informative step for the log file.

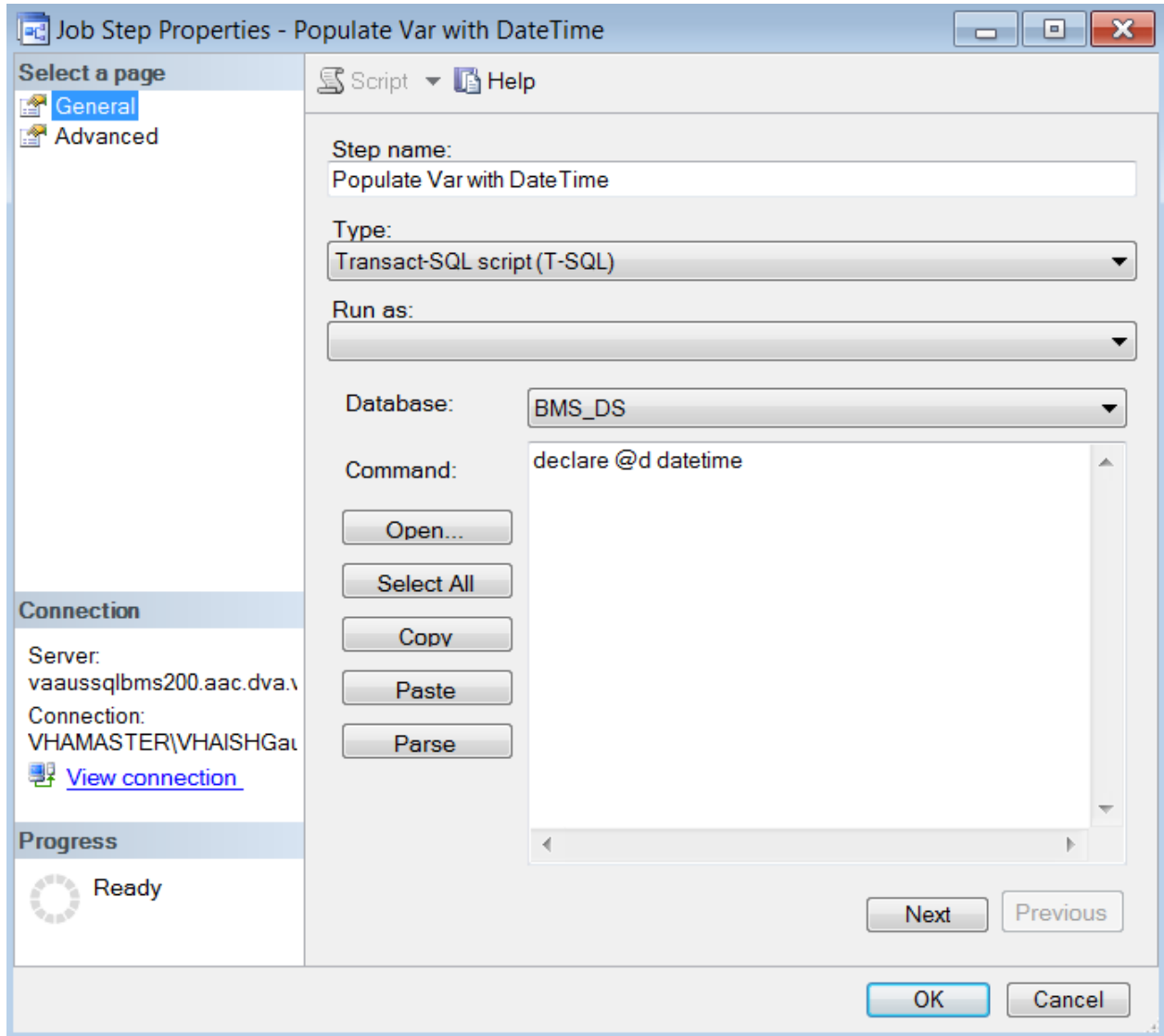


Figure 3-BMS-Start Full Job

Step 2. Check state job incremental: it checks the state of the BMS incremental and attempts to stop the incremental job.

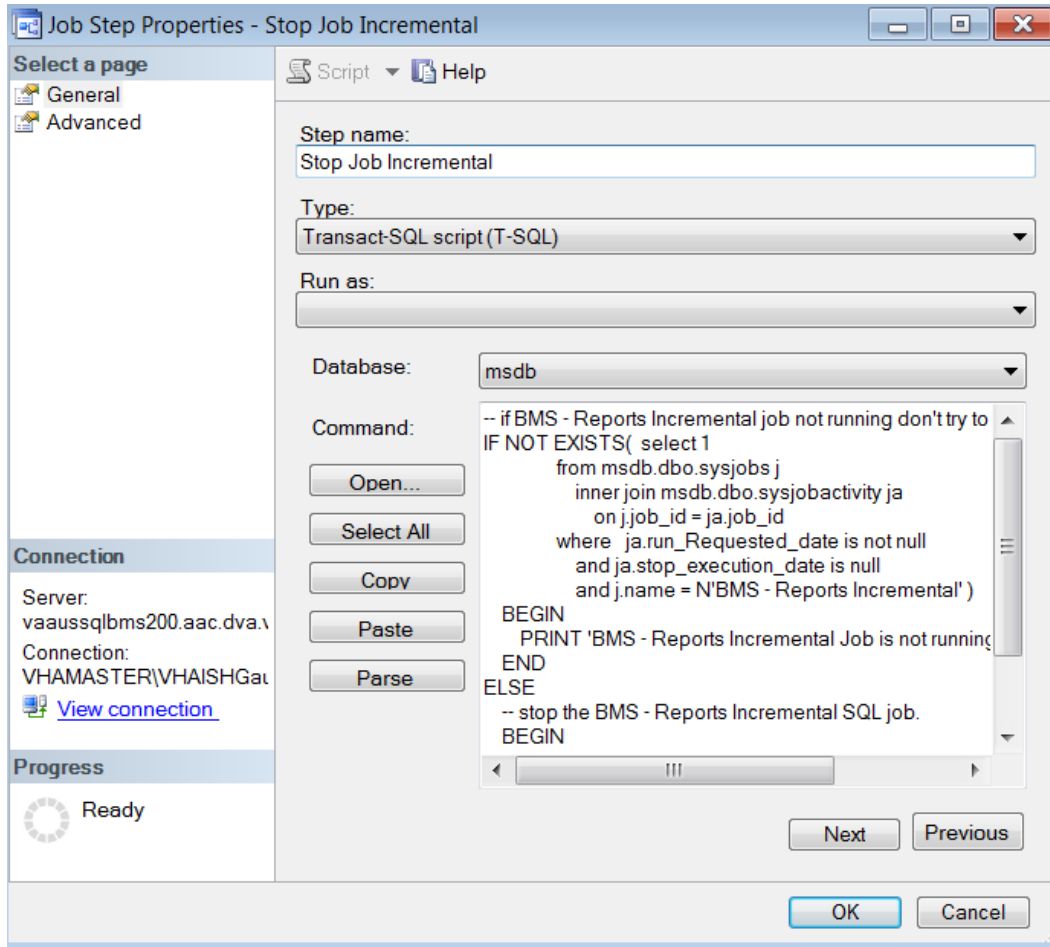


Figure 4-BMS-Check State Job Incremental

Step 3. Waits 1 min for incremental job to stop:

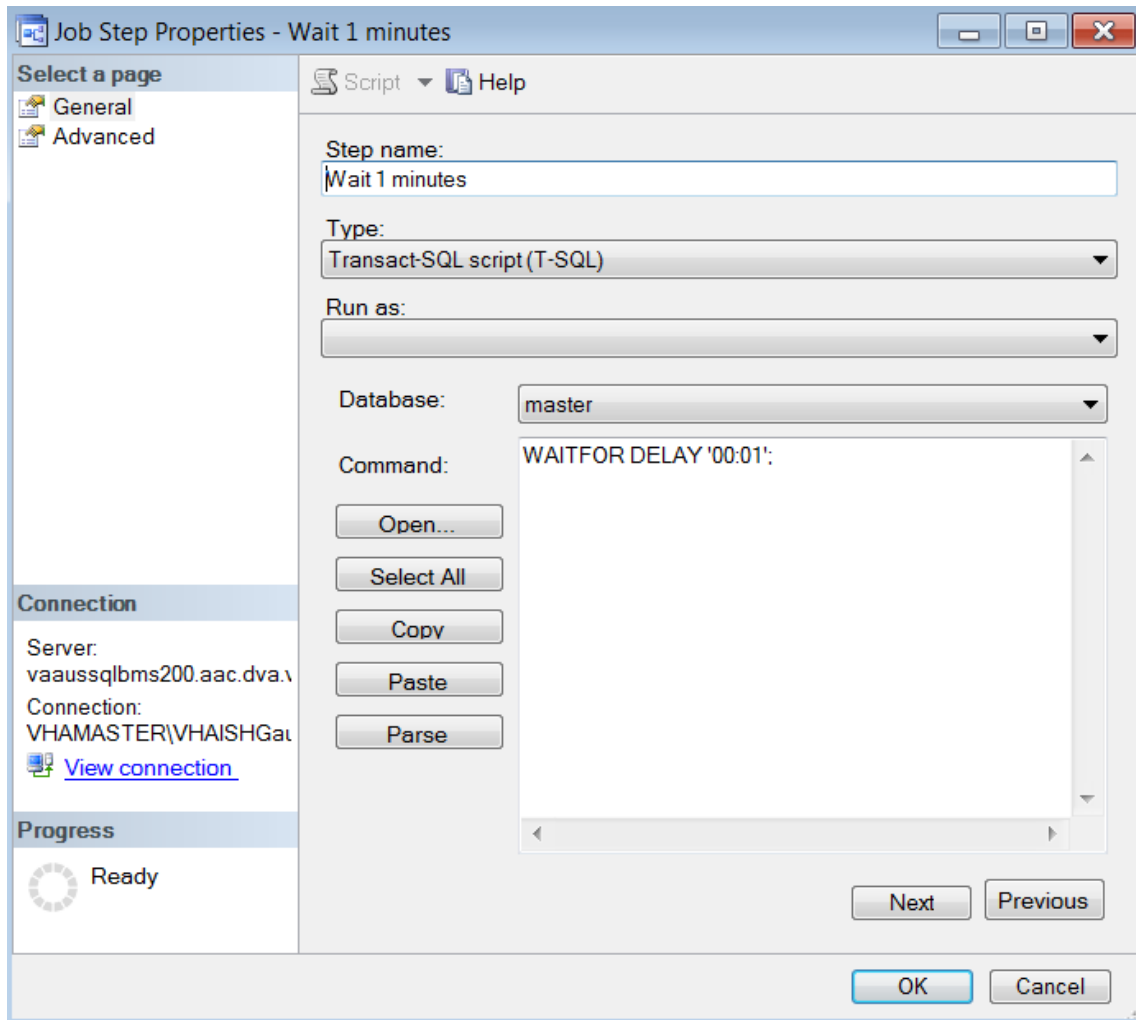


Figure 5-BMS-Waits 1 Min for Incremental Job to stop

Step 4. Disable Incremental Job:

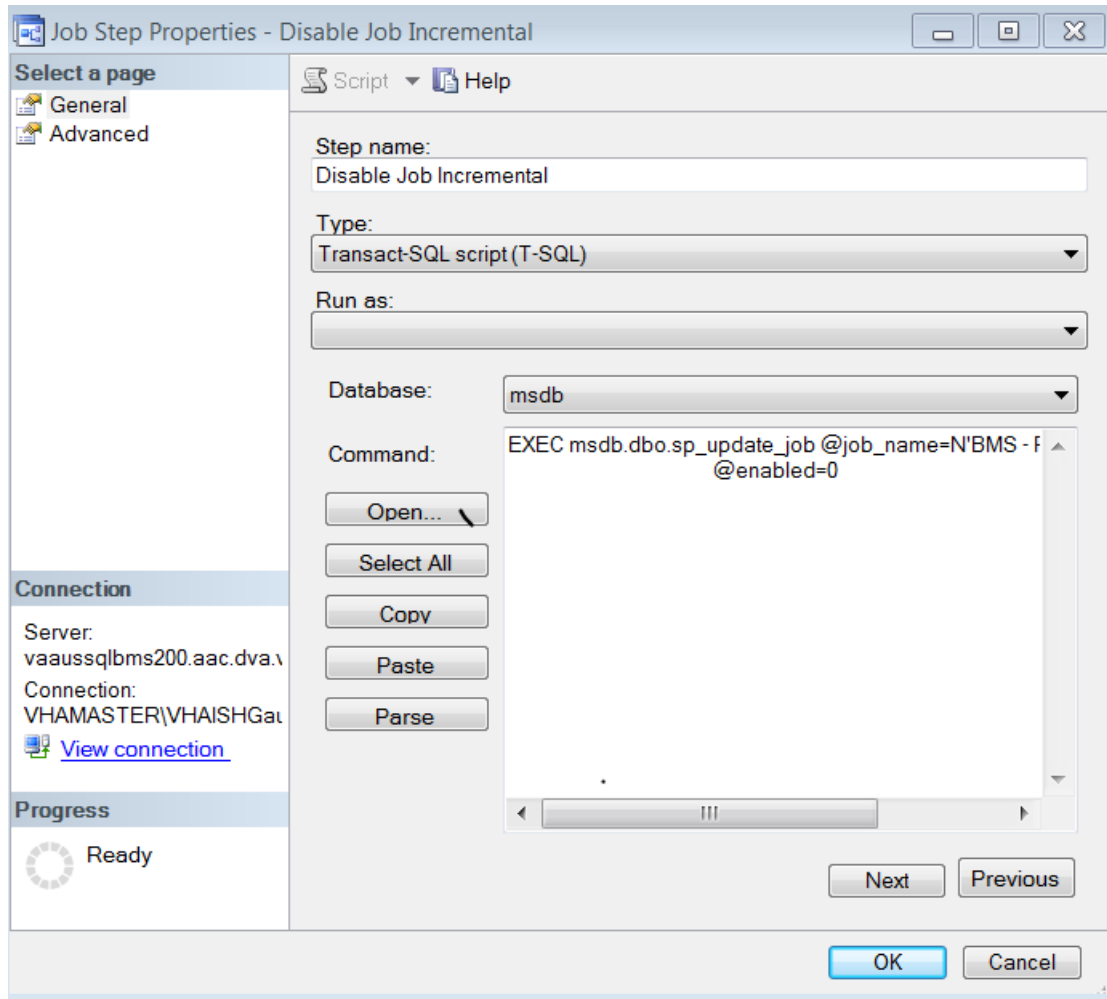


Figure 6-BMS-Check State Job Incremental

Step 5. Call stored procedure `sp_infoworld_pachet_full_BMS_AUTHZ`:

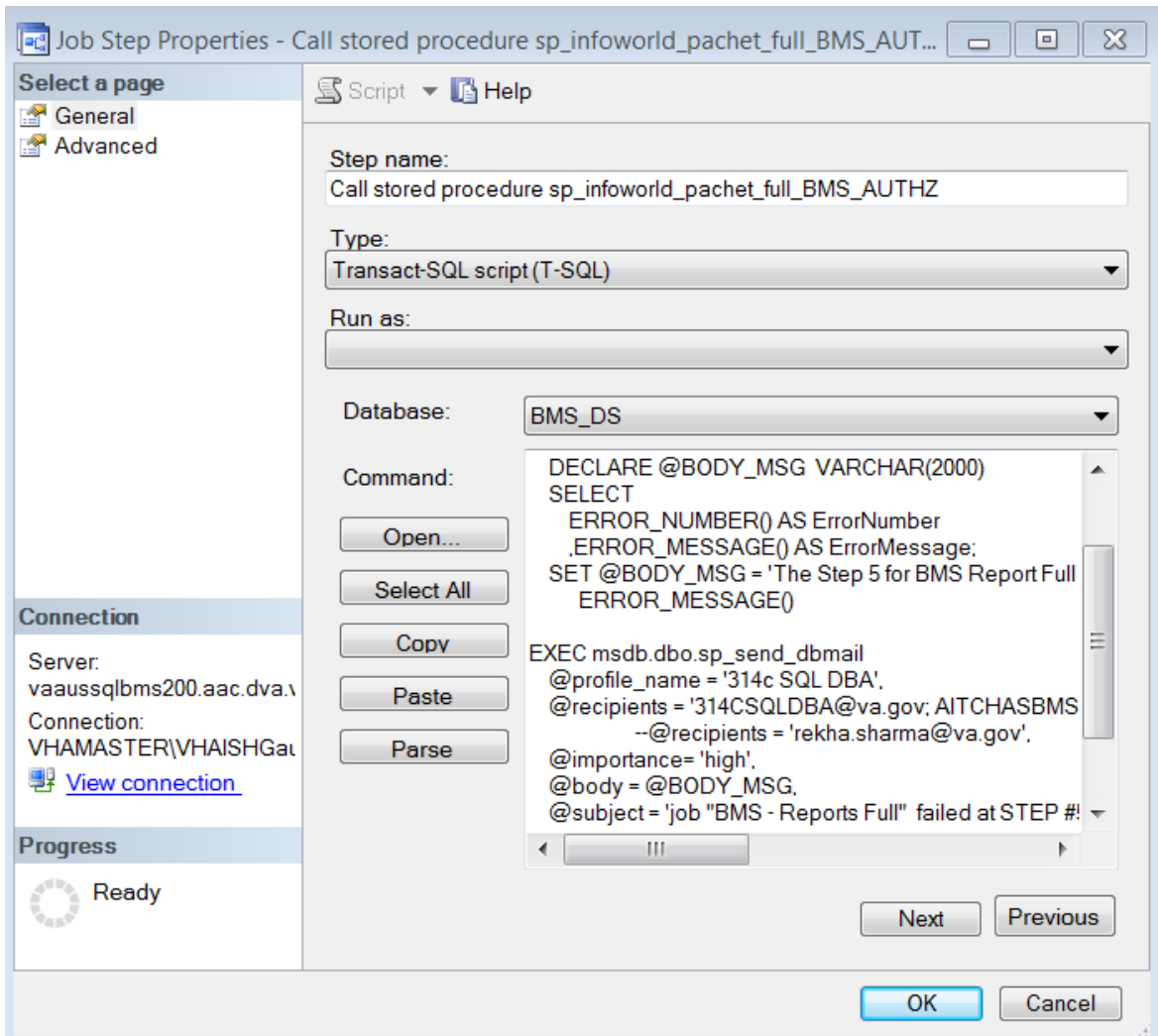


Figure 7-BMS-Job Step Properties

Step 6. Call stored procedure sp_infoworld_pachet_full_BMS

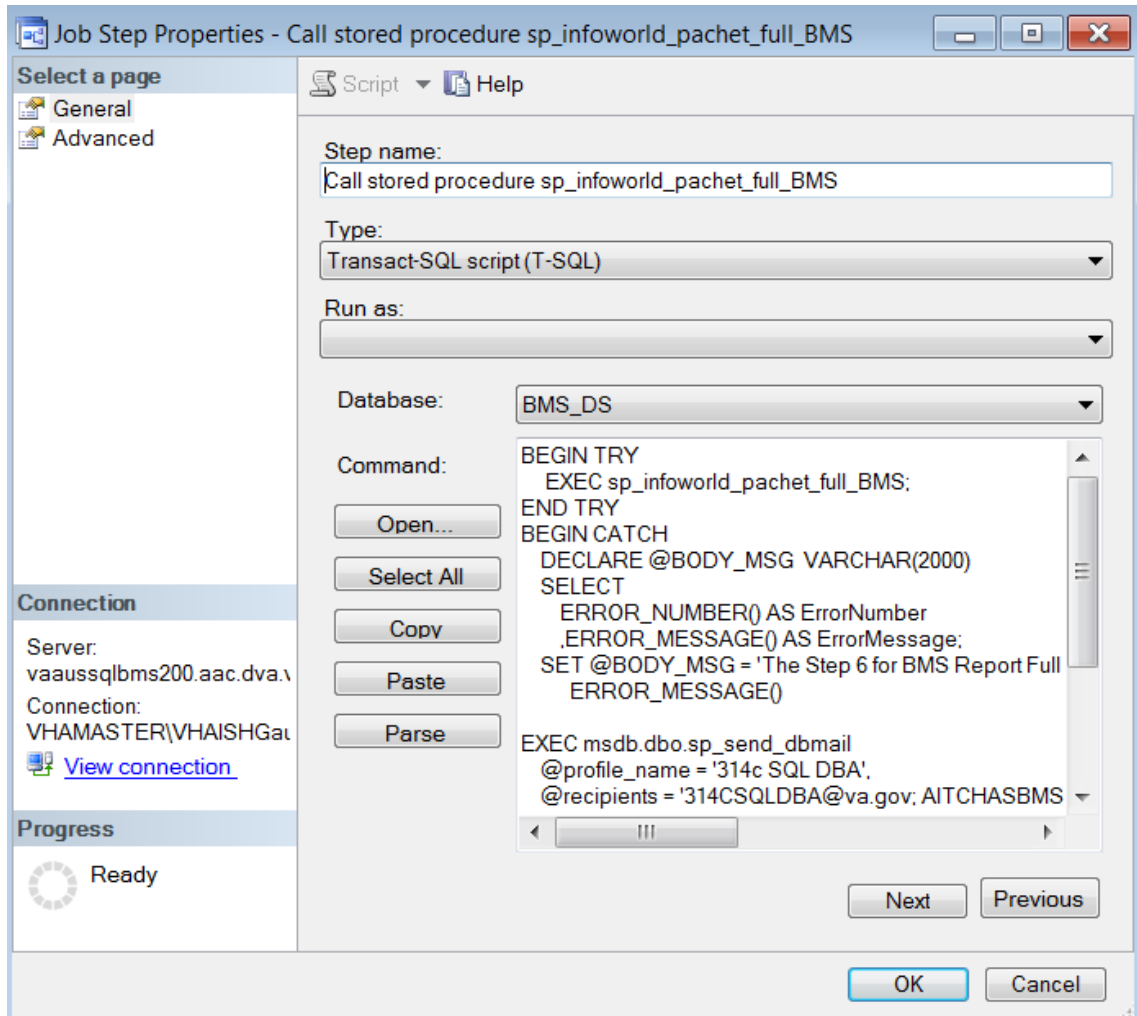


Figure 8- BMS- Job Step Properties-Call Stored Procedure

Step 7. Call stored procedure sp_infoworld_pachet_full_BMS_EIS

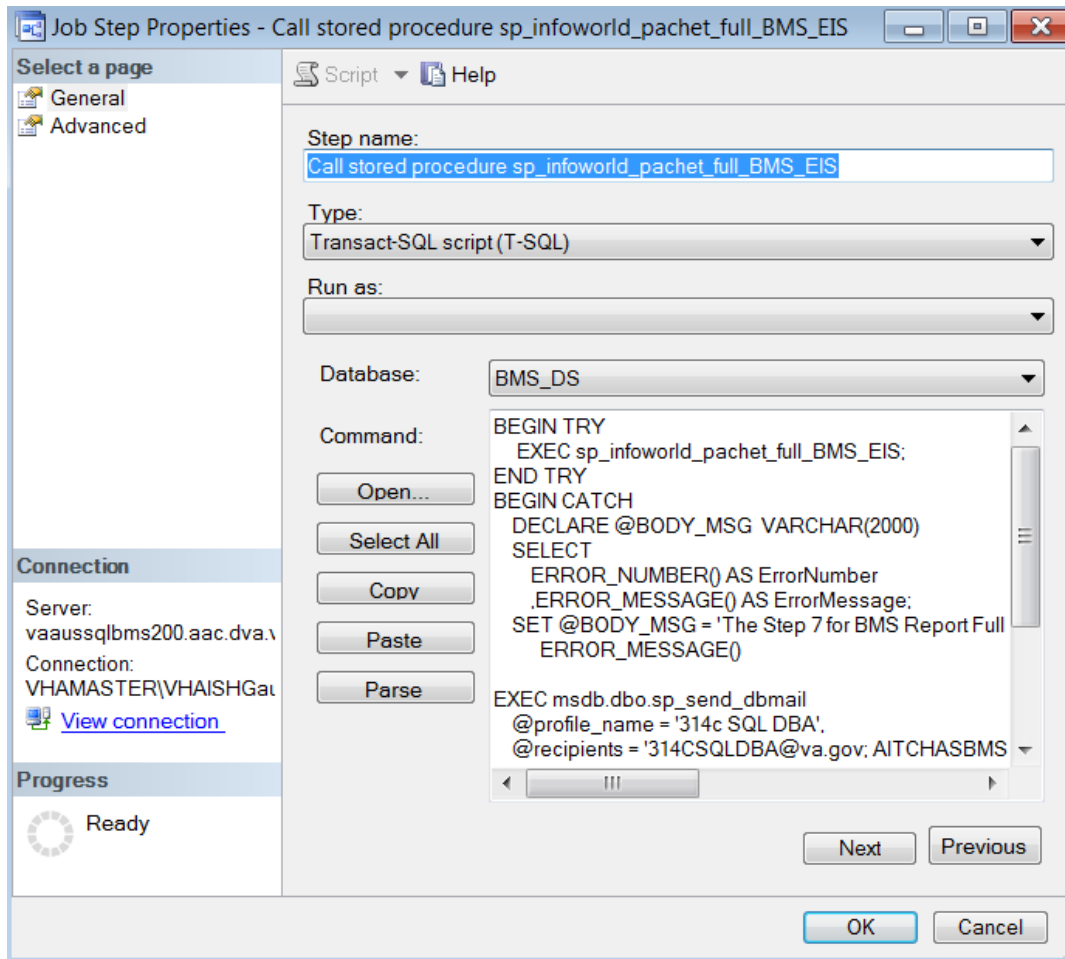


Figure 9- BMS-Job Step Properties-Call Stored Procedure_SP_Infoworld

Step 8. Call stored procedure sp_infoworld_pachet_full_BMS_EVS

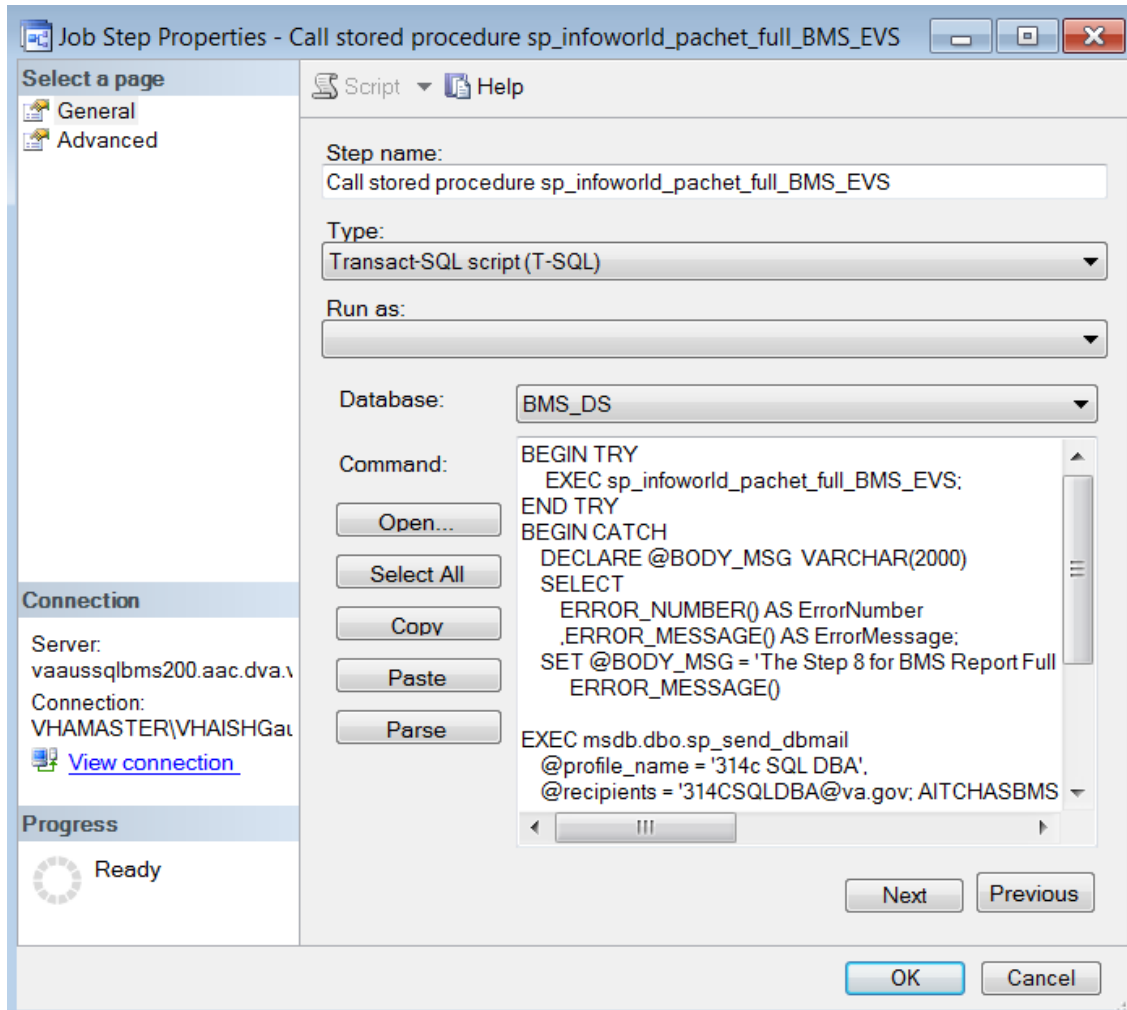


Figure 10-BMS-Job Step Properties_BMS EVS

Step 9. Clear/Load DW Data, call usp_ETL_ProcessFull_VOCAB

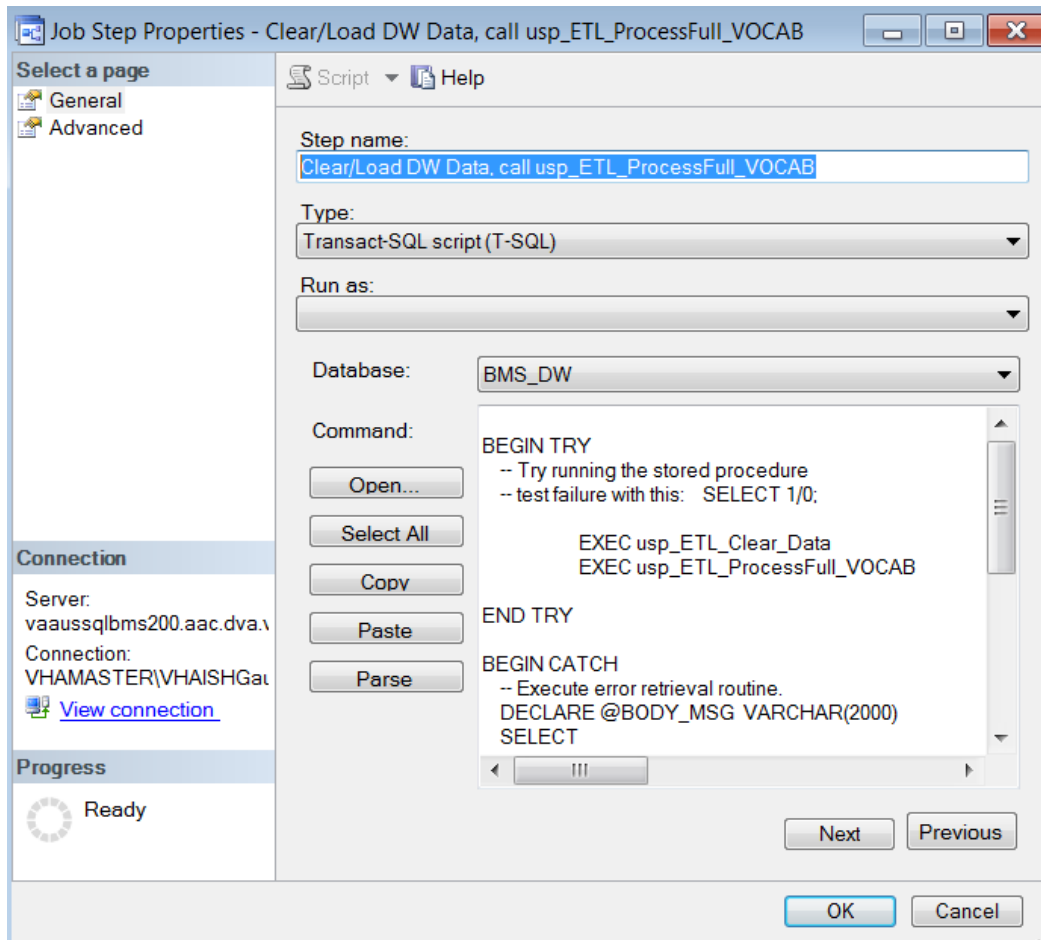


Figure 11-BMS- Job Step Procedures-VOCAB

Step 10. Call stored procedure usp_ETL_ProcessFull_FACTS

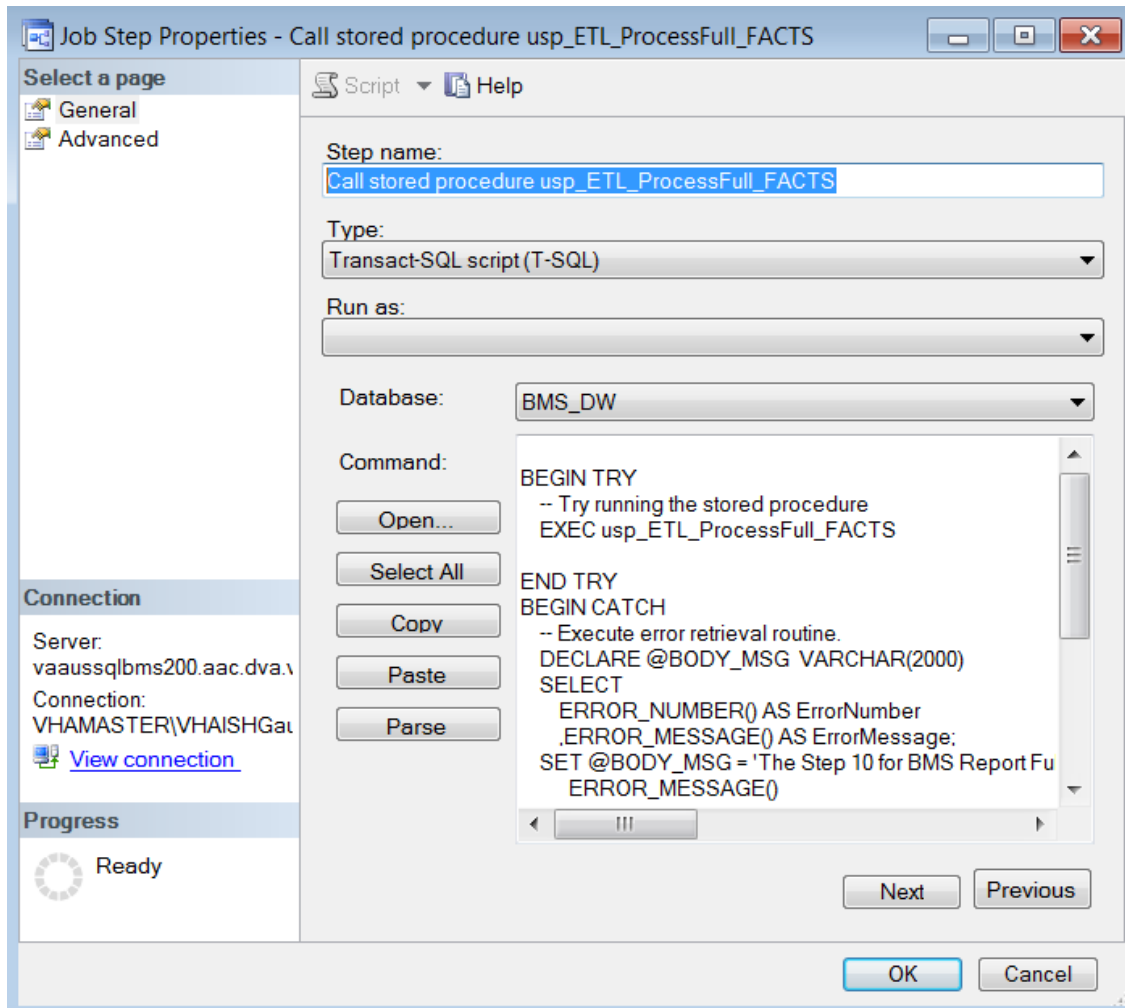


Figure 12-BMS-Job Step Procedures-ETL_Processfull_Facts

Step 11. Copy users in history database

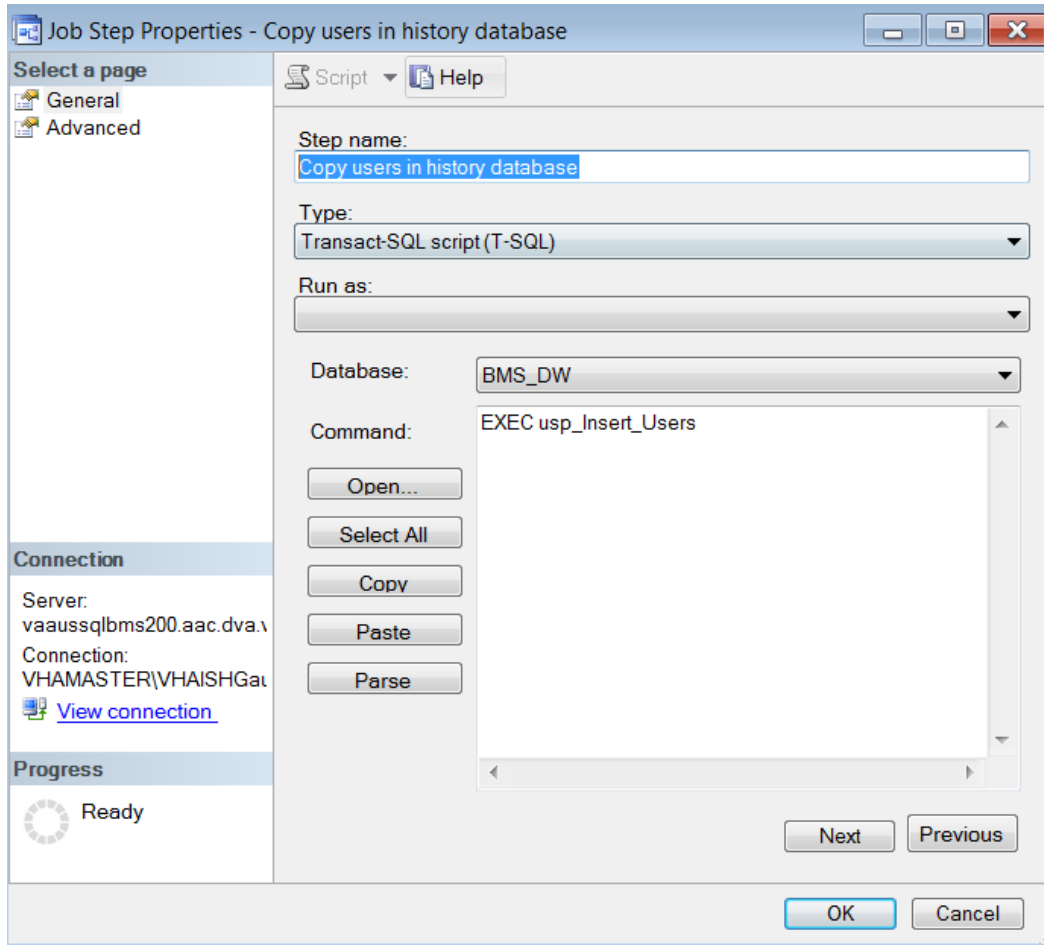


Figure 13- BMS- Copy User in history database

Step 12. Clear DS data

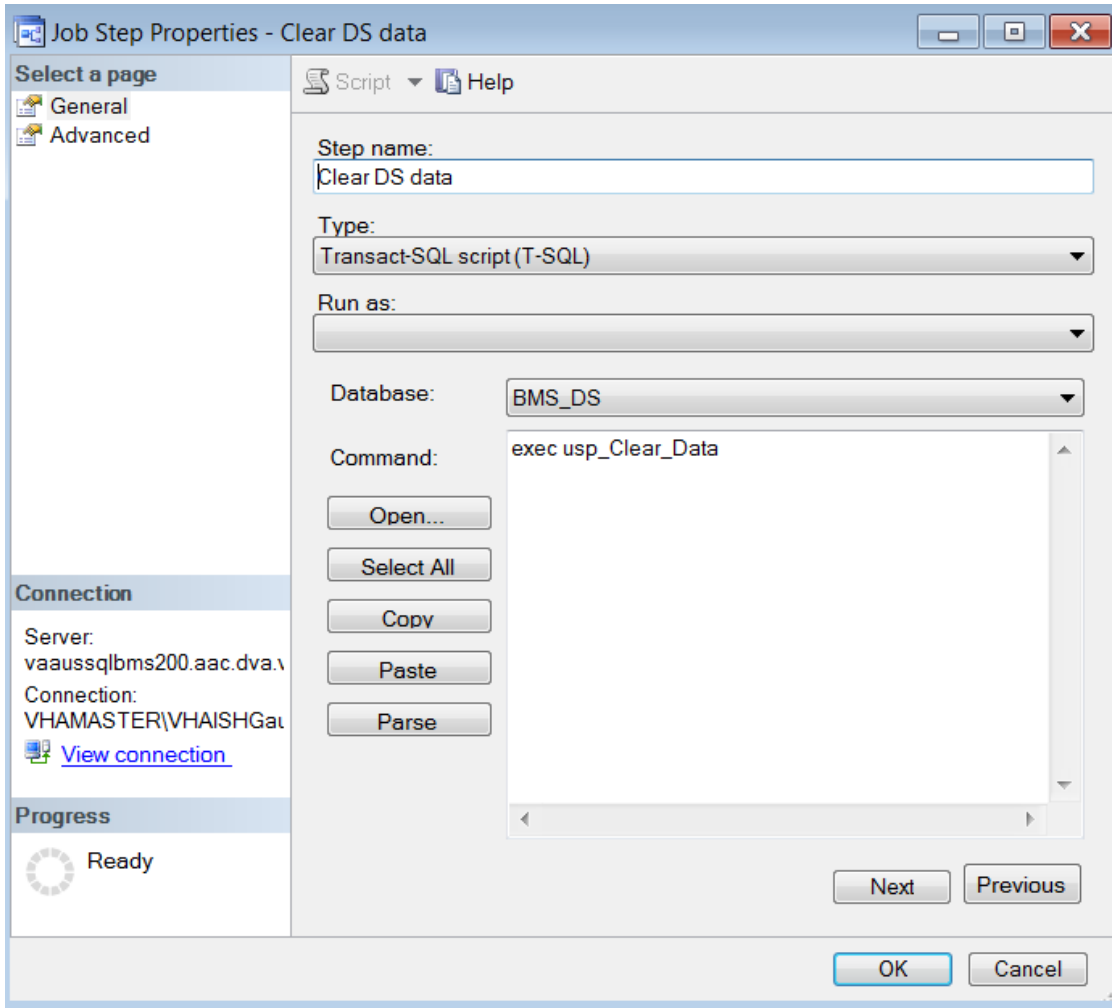


Figure 14- Clear DS data

Step 13. On Success Re-enable Incremental

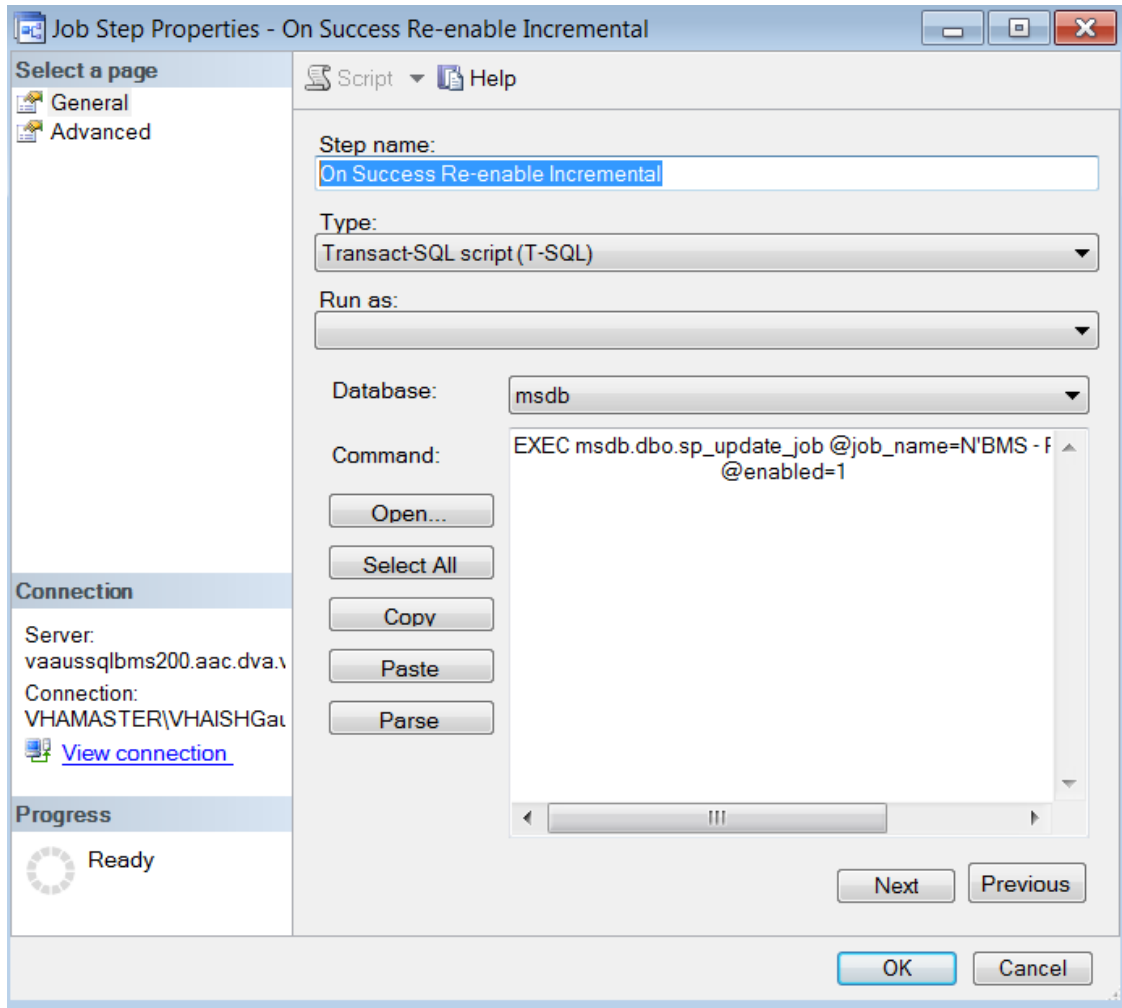


Figure 15-BMS-Re-enable Incremental

Step 14. On Fail Re-enable Incremental

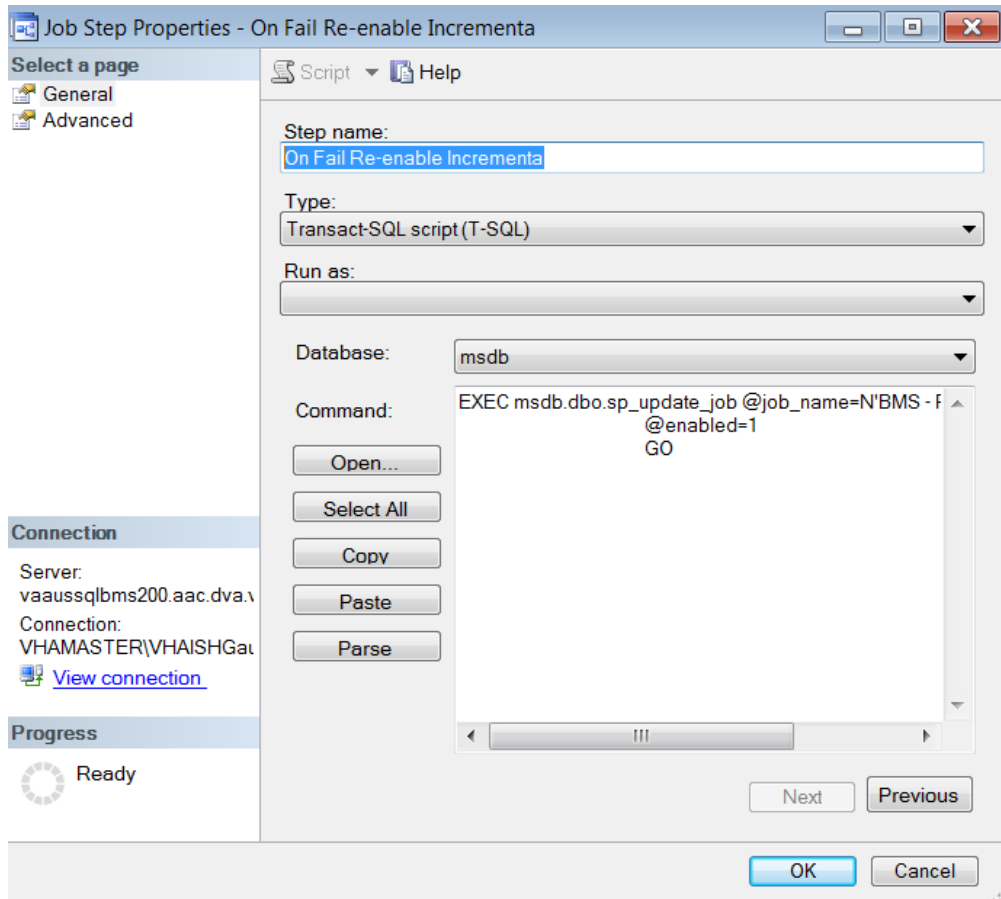


Figure 16-On Fail Re-enable Incremental

Step 15. Shrink BMS_DS: Shrinks the file with the id 2 (the log file, to the size of 1 MB).

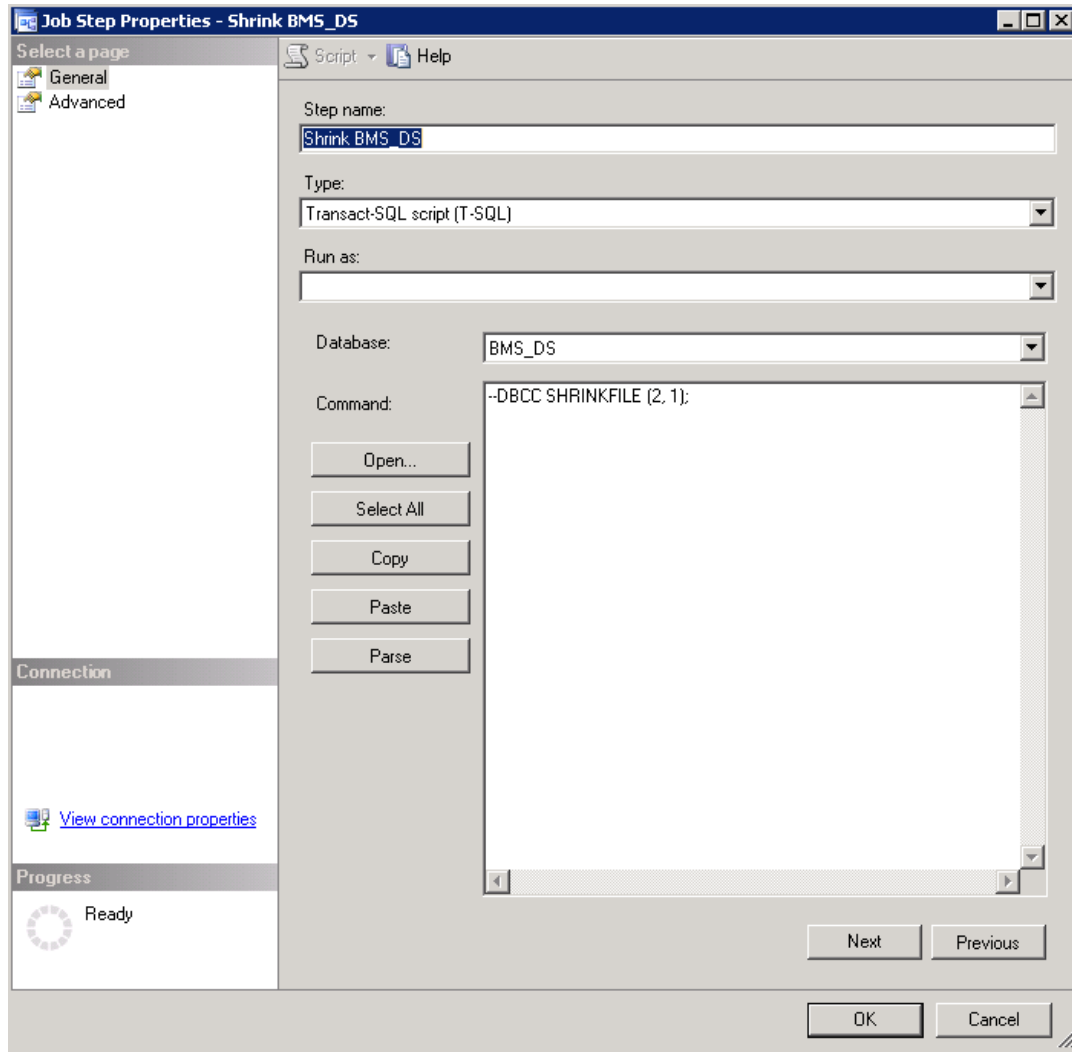


Figure 17-BMS-Shrink

Step 16. Clear data from BMS_DW: the data warehouse database is cleared, meaning that its tables will become empty, but of course exceptions can exist and they really do - tables that contain static data and should not be removed. Thus, the database becomes ready to receive all the source data.

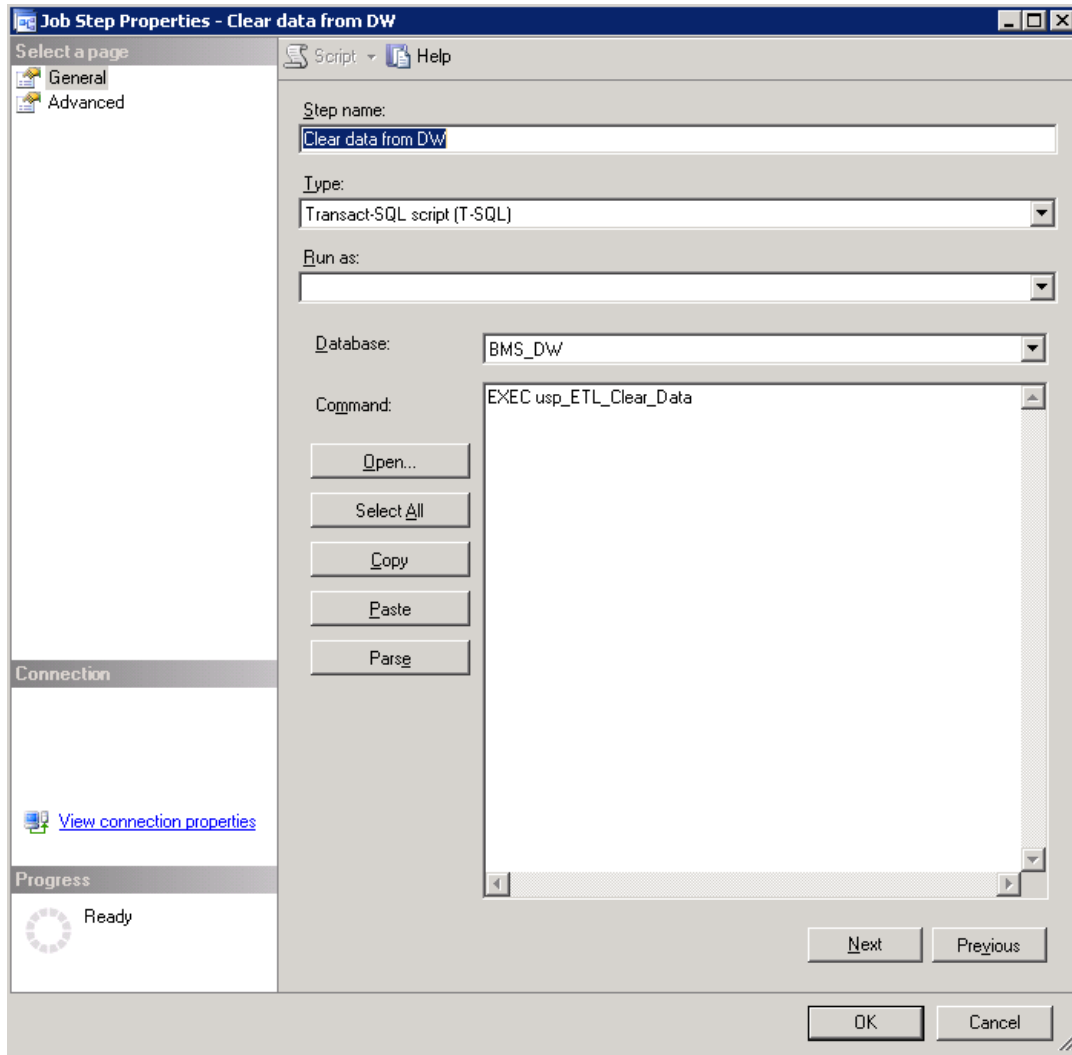


Figure 18-BMS-Clear Data

Step 17. Call procedure full on BMS_DW: it inserts first the vocabulary data, then EIS entities (ETL dimension tables) and BMS acts (ETL facts tables).

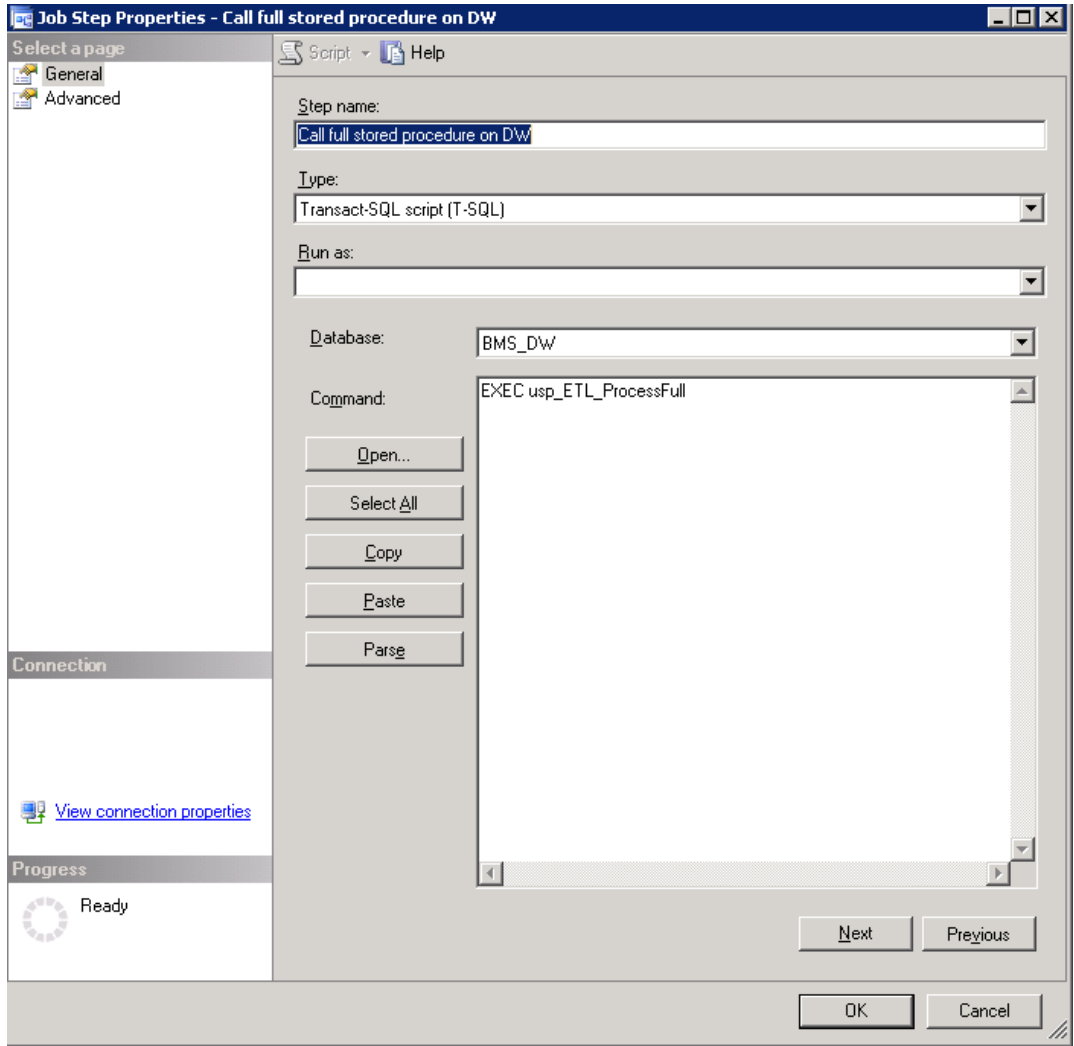


Figure 19- BMS-Call Procedure Full

Step 18. Copy users in history database: adds users in user in the table from BMS History database. This step is needed because some reports need to display users that did certain insert/update/delete operations in the application.

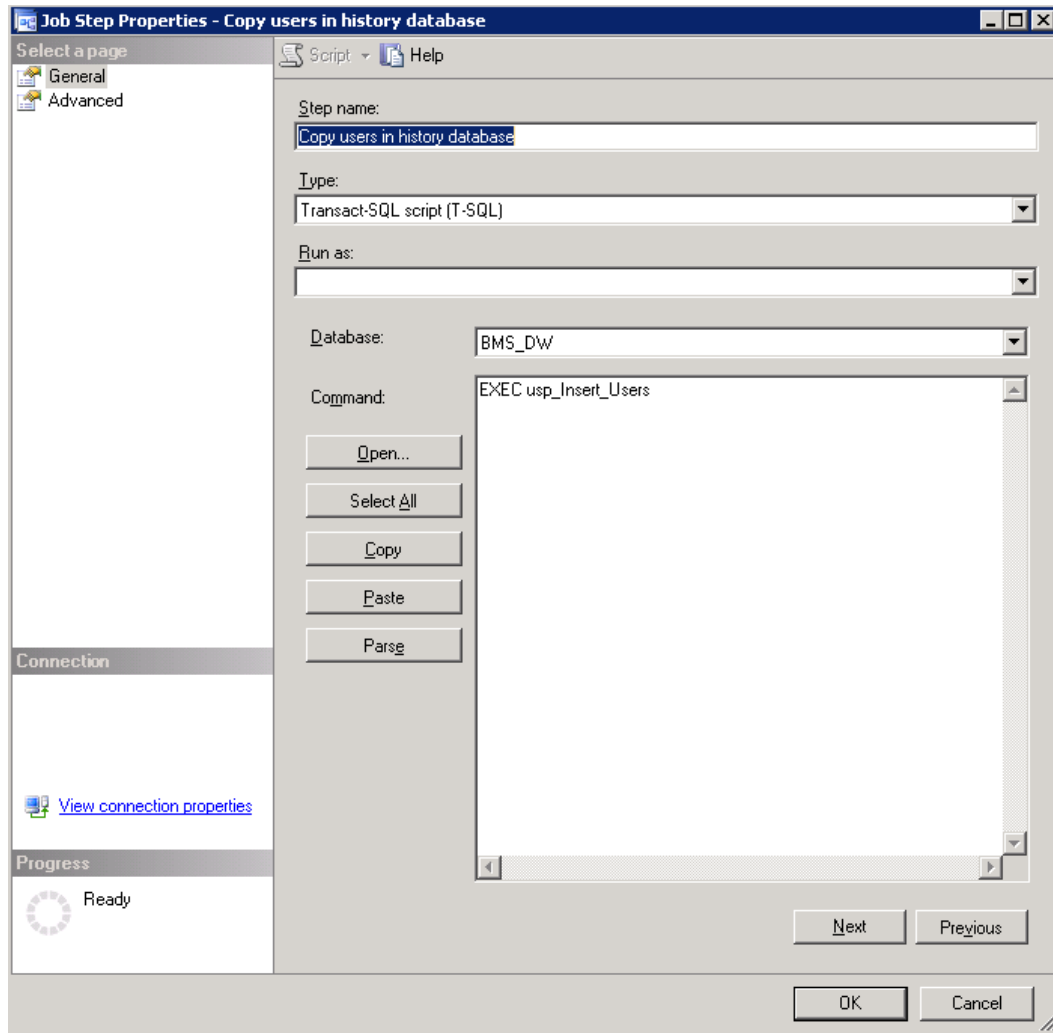


Figure 20- Copy Users in History Database

For each step a log file can be set, see screenshot below for step 7:

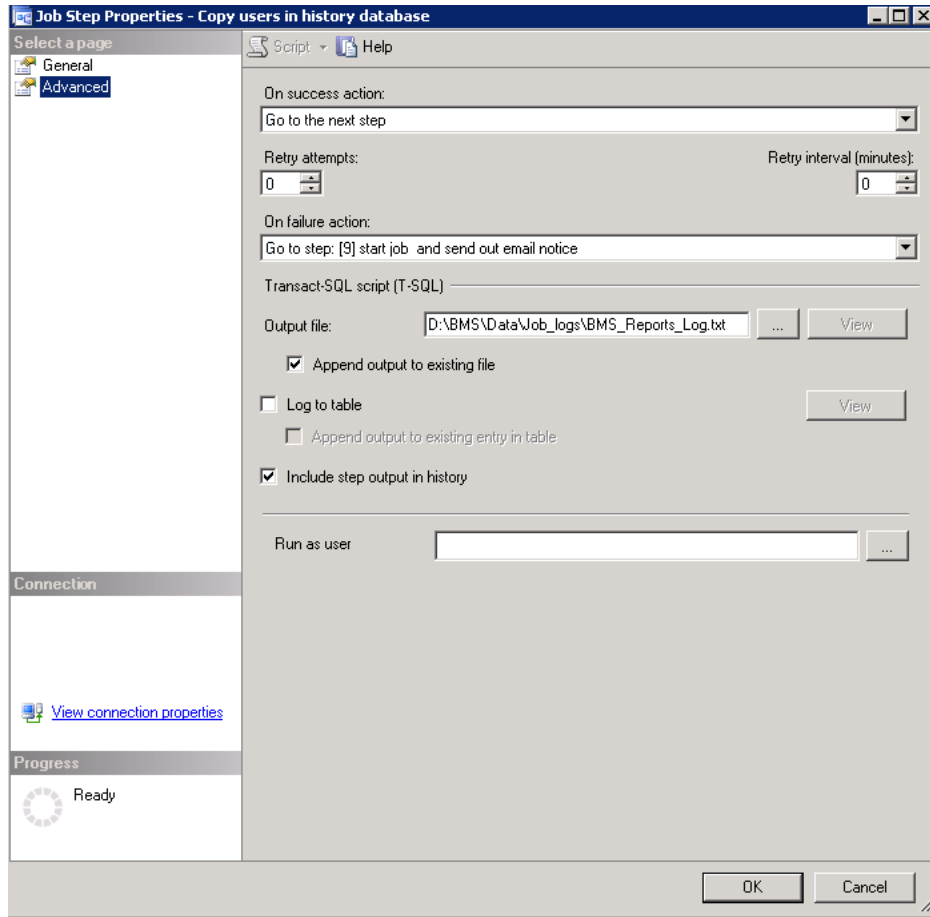


Figure 21-BMS Reports Full Path File Log

The job can be run by right clicking on the job and then choosing “Start job at step...”, selecting the first job in the appearing window and then hitting the Start button. Then a smaller window remains open, showing the progress of the execution and its result: success or failure. The detailed results can be found in the log file that you set at the installation phase. If an operation fails at any step, the job will quit. This setting can be changed in the step’s *Advanced* tab.

Step 19. Clear data from BMS DS database.

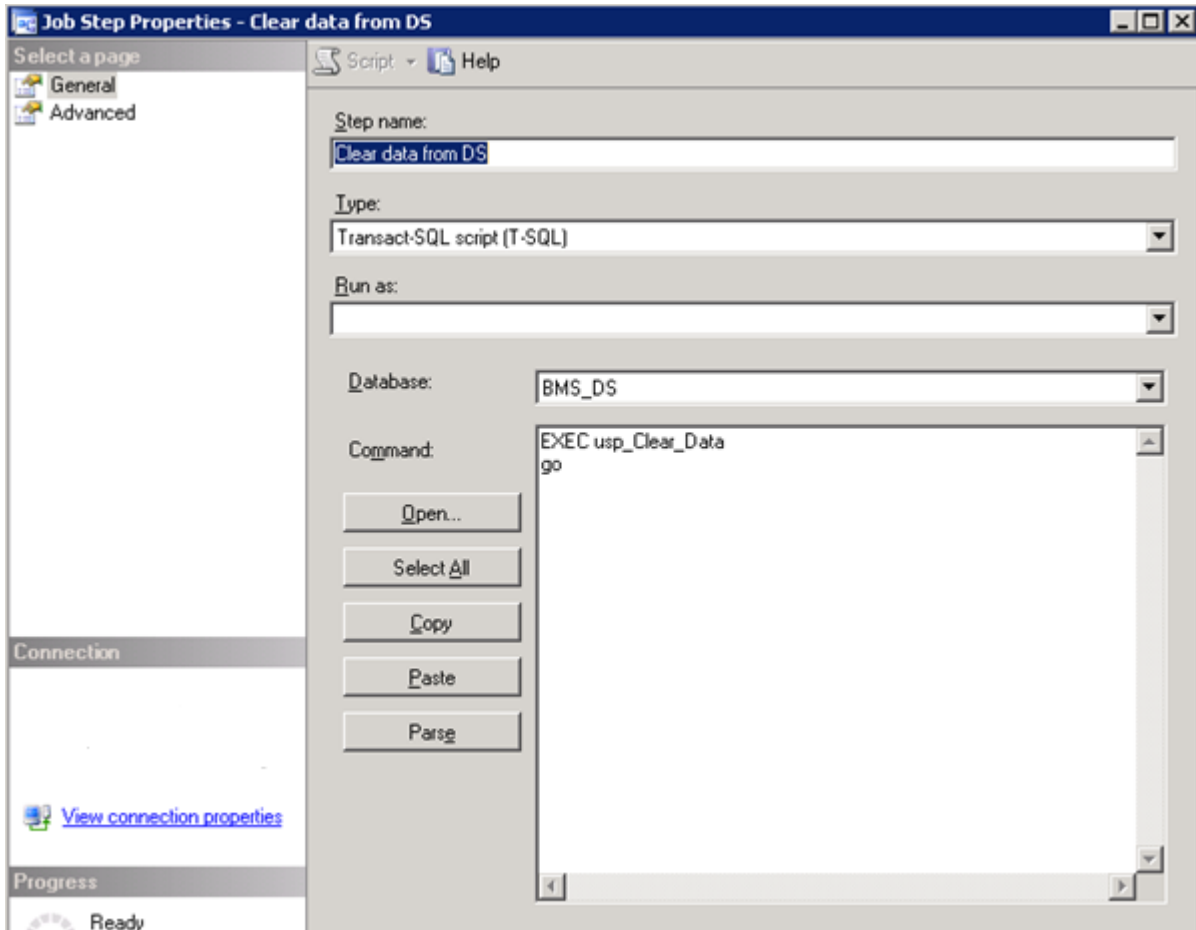


Figure 22- Clear Data from DS

Step 20. This step is only invoked if any of the prior steps of the BMS Report Full job fail. Once invoked, email notification of the failure is sent to the BMS Technical team and BMS Report Full job is restarted.

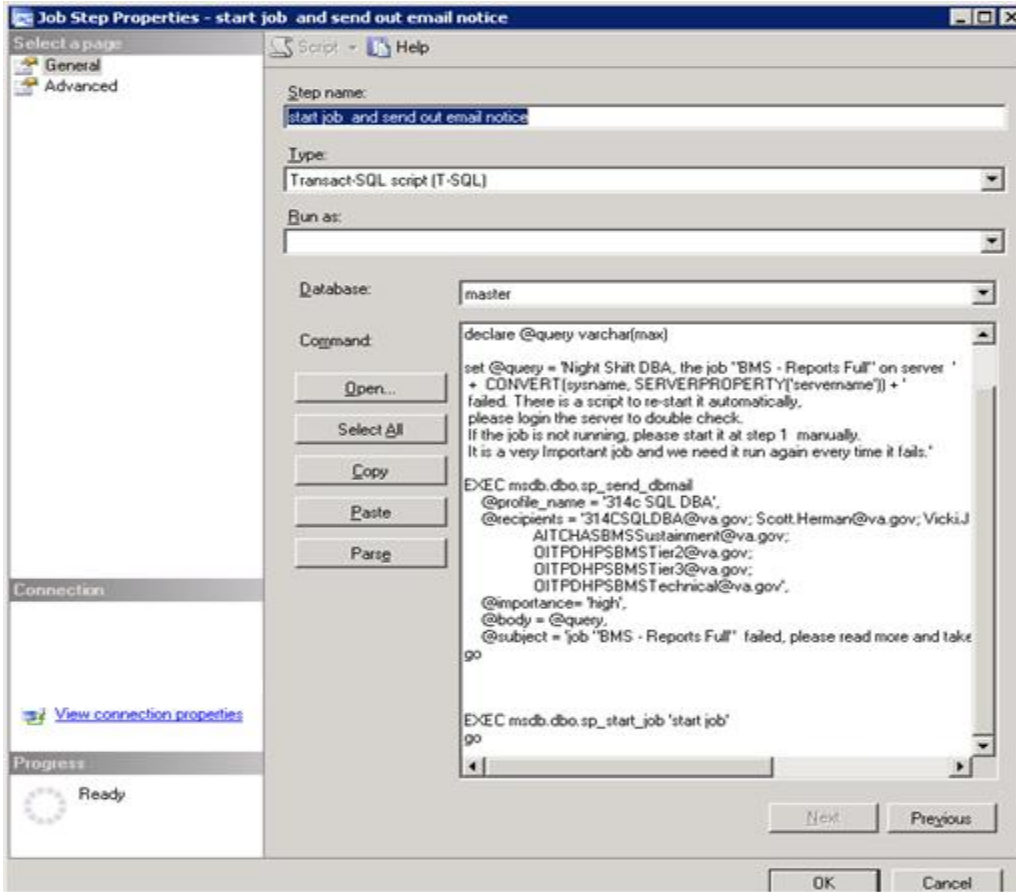


Figure 23-BMS Start Job and Send Email

2.4.2 BMS Incremental

BMS Incremental logic is to keep the BMS_DW database up to date without having to delete all the existing data. The following picture shows the job's steps.

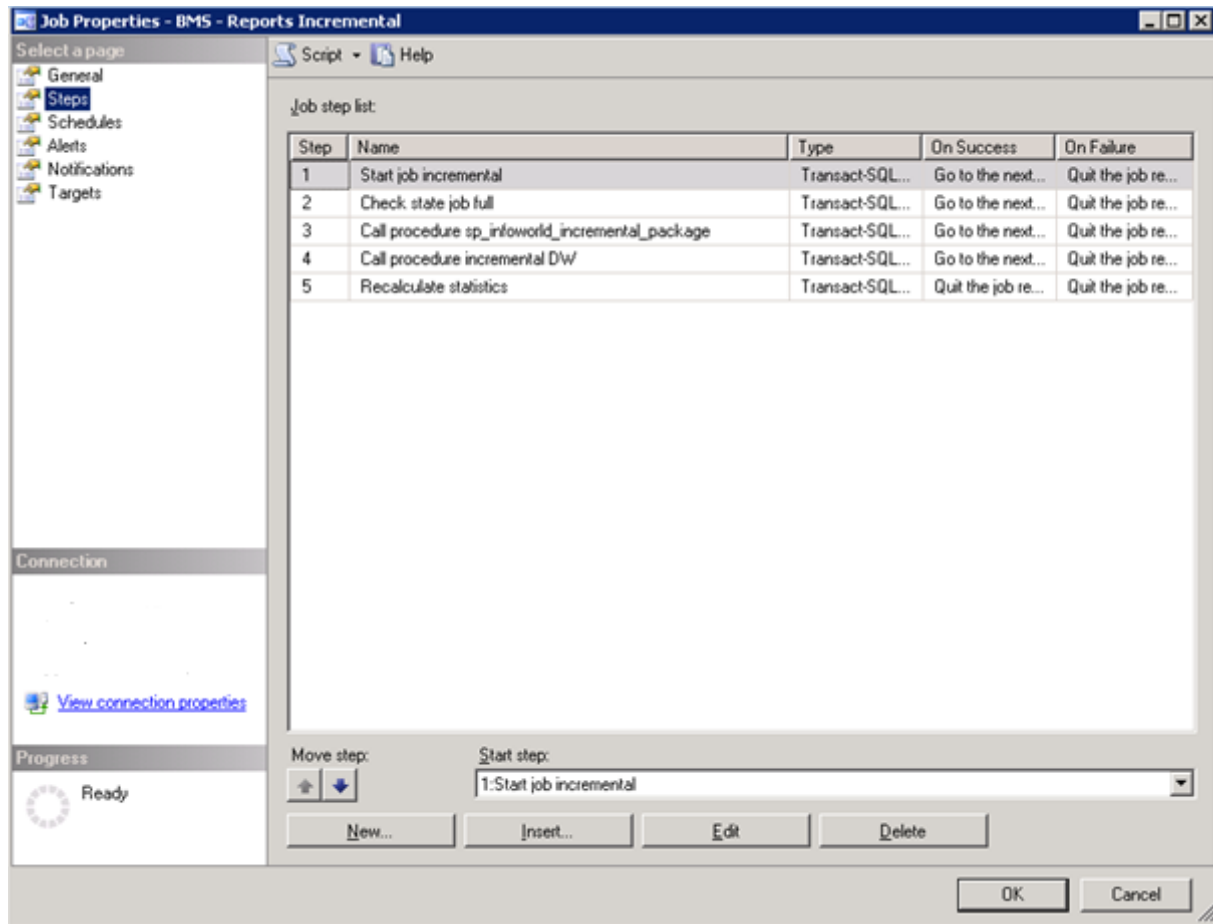


Figure 24- BMS- Report Incremental Job

Step 1. Start job incremental: this is only an informative step for the log file.

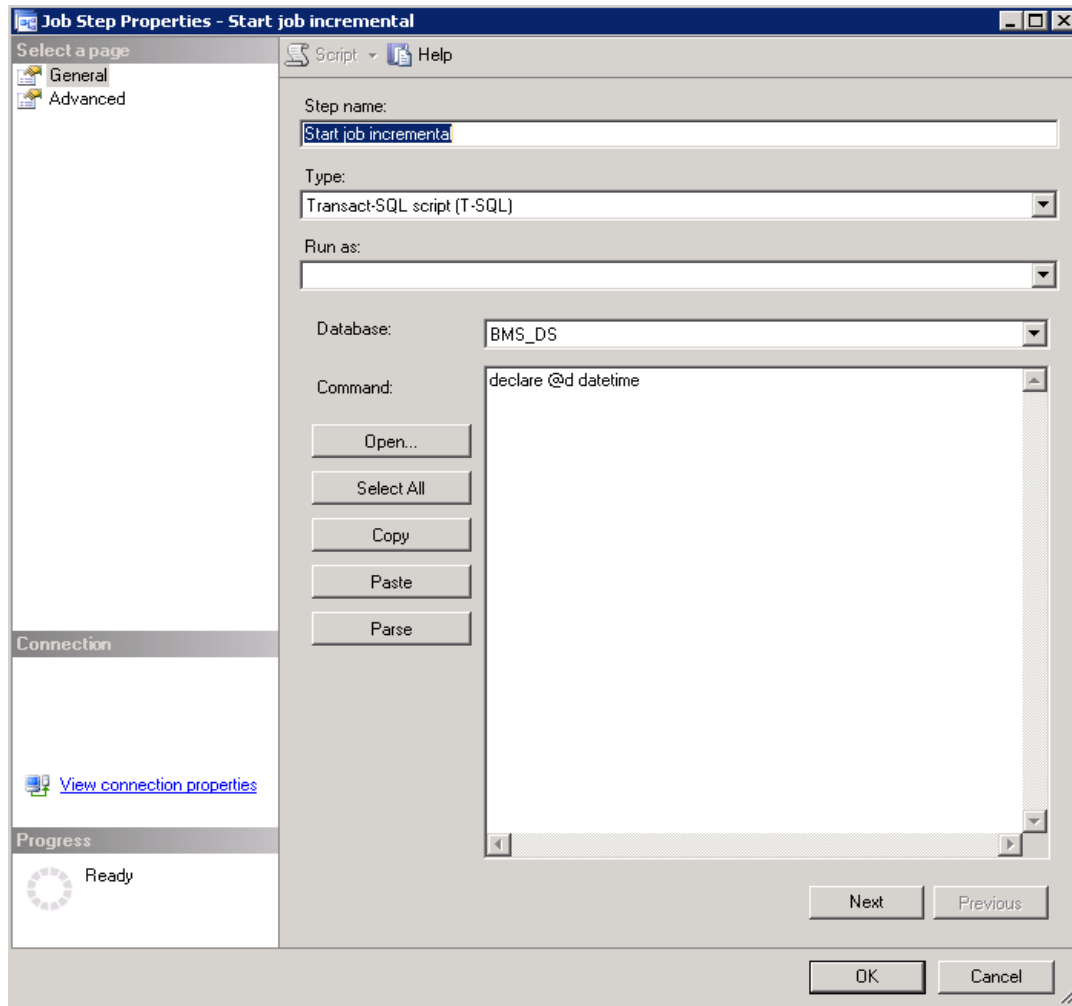


Figure 25-BMS-Start Job Incremental

Step 2. Check state job full: it checks the state of the BMS full job described above in order to be sure that it is not currently running, in which case the incremental job cannot continue.

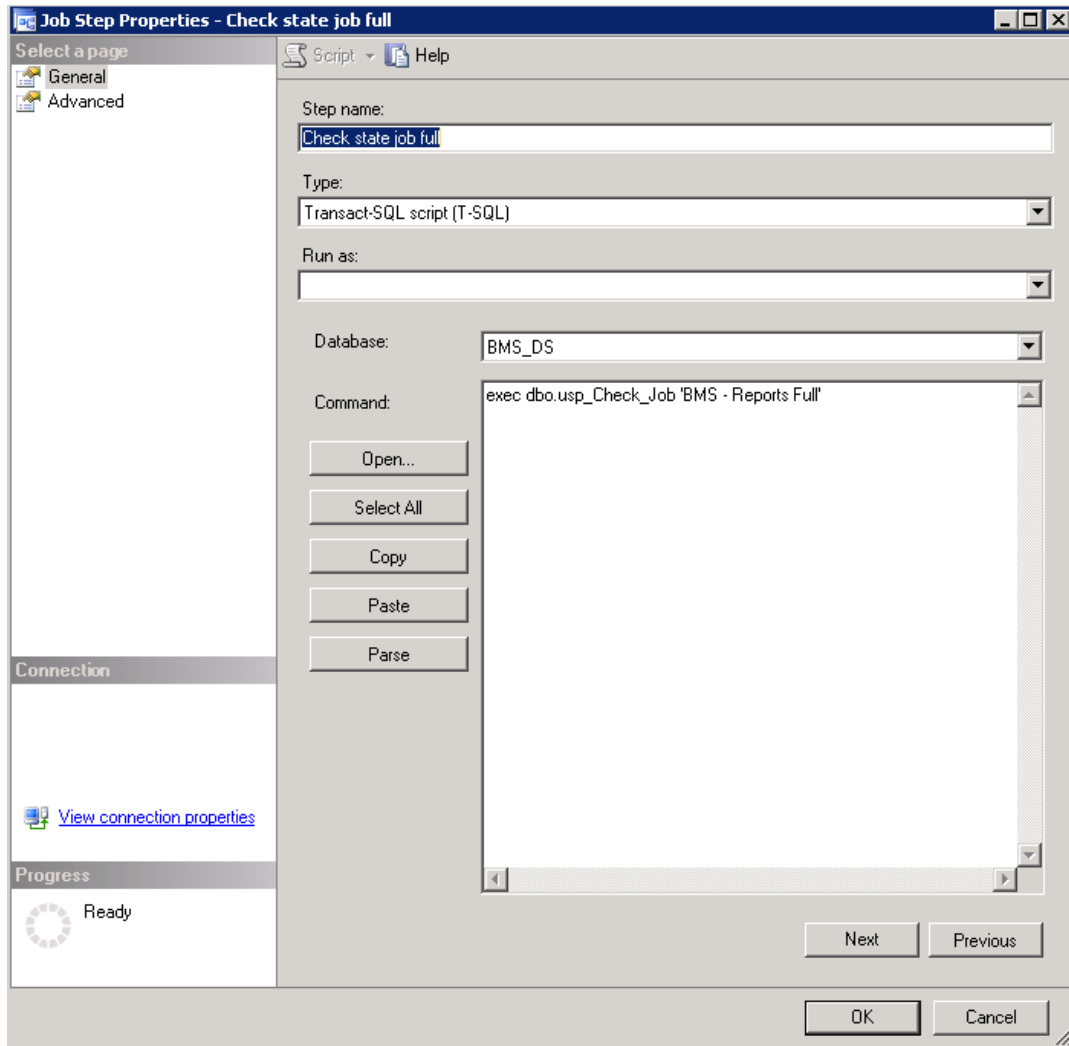


Figure 26-BMS-Check State Job Full

Step 3. Call procedure `sp_infoworld_incremental_package`: makes all the necessary updates from the source databases to the BMS_DS database. When rows are deleted in the source tables, an update is made in BMS_DS database (in the necessary tables) by changing a flag column's value to 1 (deleted) from 0 (existing).

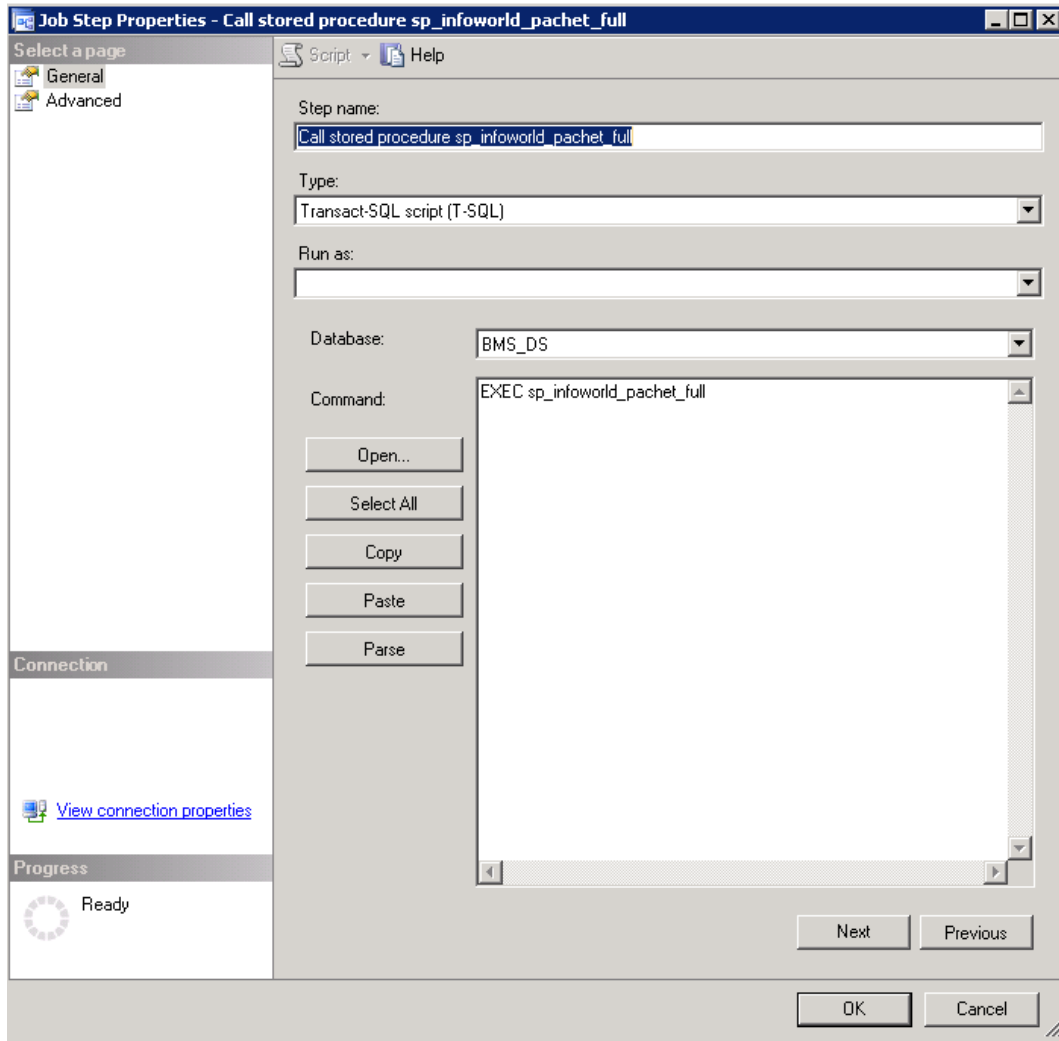


Figure 27-BMS-Call Procedure Properties

Step 4. Call procedure incremental DW: will search for any new, updated or deleted row in BMS_DS database's tables in order to do the correspondent operations in its tables.

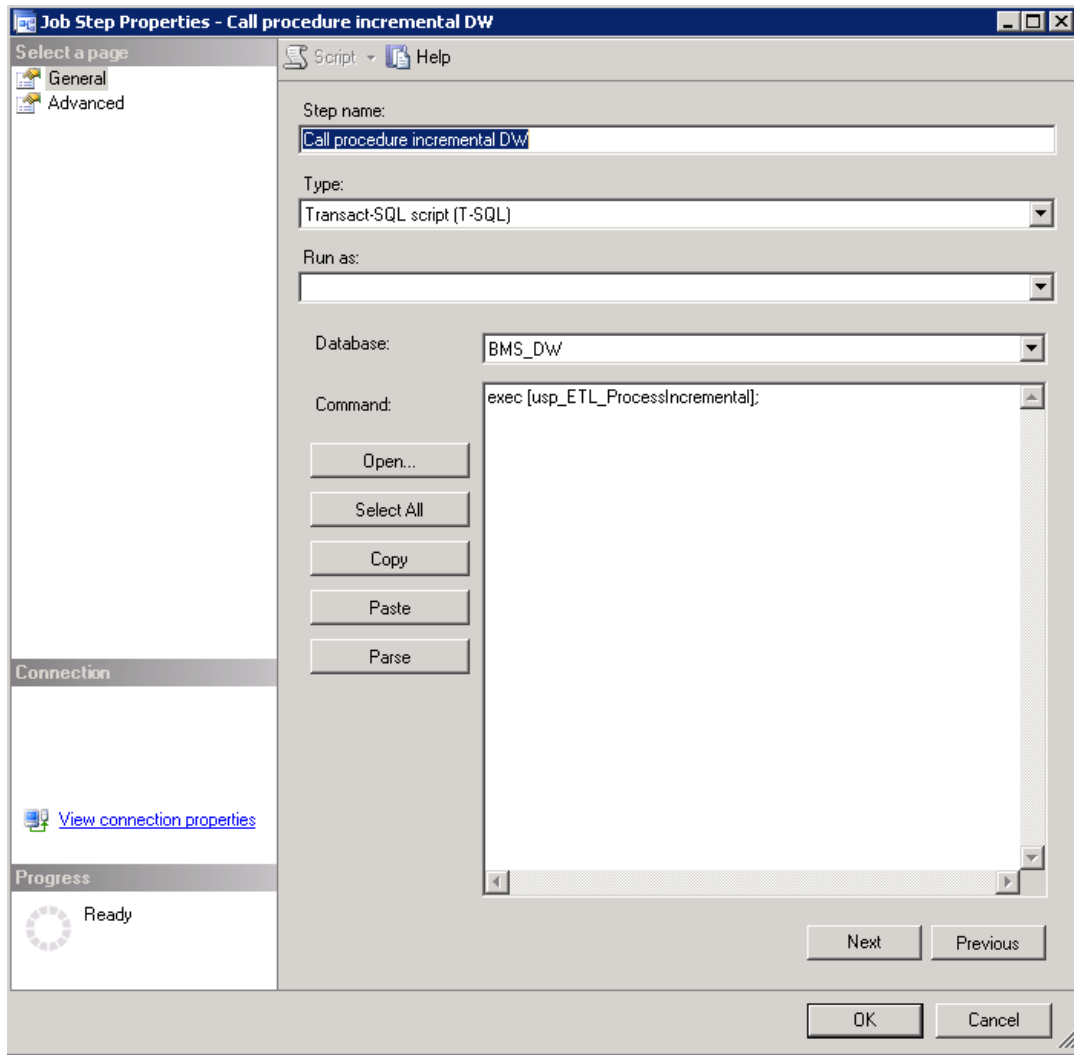


Figure 28-BMS-Call Procedure Incremental

For each step a log file can be set, see screenshot below for step 4:

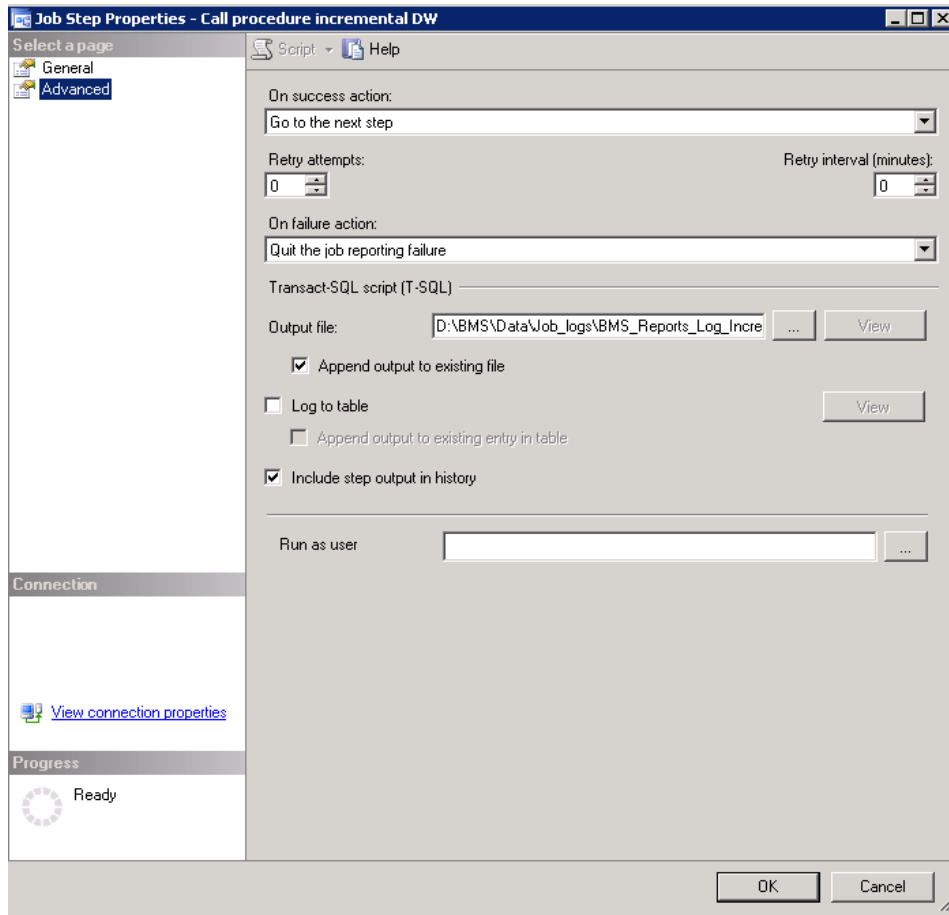


Figure 29- BMS Incremental Path File Log

Step 5. If the duration of the last completed incremental job exceeded 3 minutes, then recalculate statistics to improve query plan execution for the next job run.

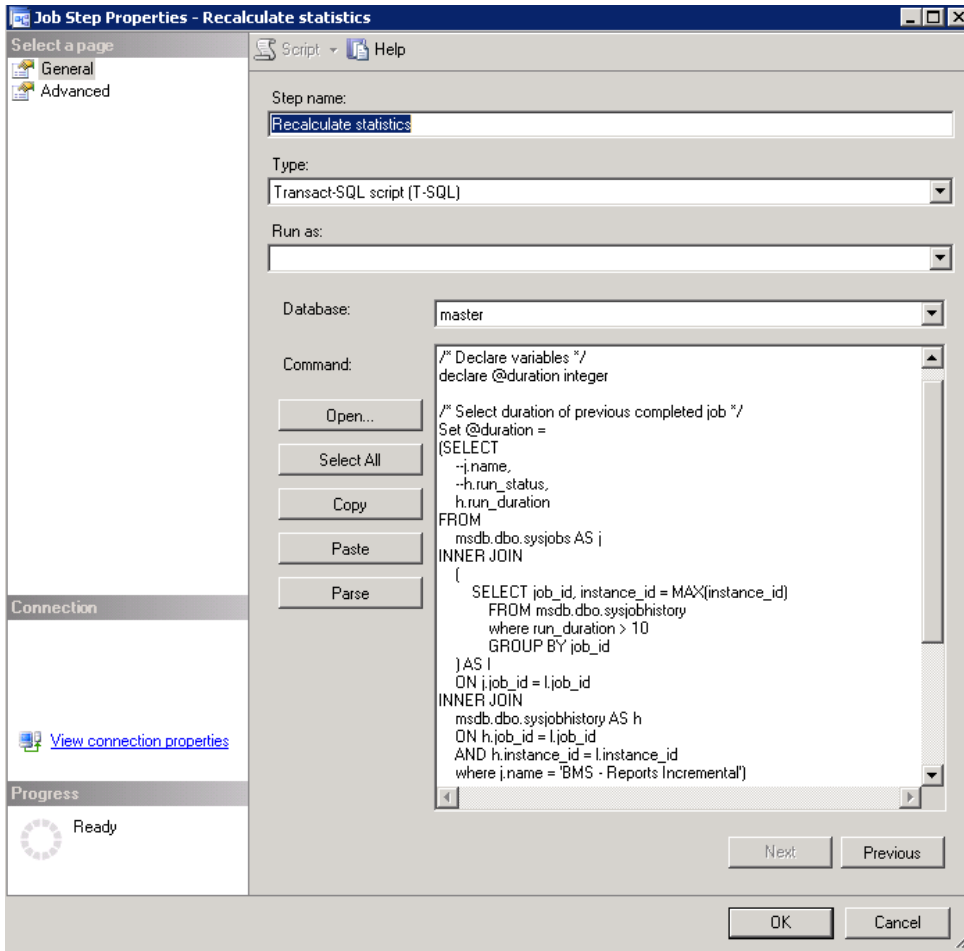


Figure 30- BMS-Call Procedure Recalculate Statistics

2.4.3 BMS Reports Windows Management Instrumentation (WMI)

This job runs a process through Windows Task Scheduler “BMS - Execute WMI_UserGroup” that takes all the users and user groups from the Active Directory and inserts them in BMS_DW database.

In order to run the process successfully, the user needs to configure WMI_UserGroup.config file (Reference Table 12 - WMI User Group Configuration Parameters) and set the connection of the database in the Connections.xml file. These files are stored in the folder where WMI_UserGroup application is installed.

The steps performed by this process include the following:

Below are the steps:

1. Deletes from the following tables from the BMS_DW database:
 dbo.DOMAIN_USER_GROUP
 dbo.DIM_DOMAIN_USER
 dbo.DIM_DOMAIN_GROUP
2. Inserts the domain groups (all) into dbo.DIM_DOMAIN_GROUP table
3. Inserts the users (all) into the dbo.DIM_DOMAIN_USER table
4. Inserts the users group information into the dbo.DOMAIN_USER_GROUP table.

- a. Here it determines who belongs to what group and adds them, since a single user can belong to many groups
- 5. Writes the log messages
- 6. Closes the connections
- 7. Exits

Windows Task Scheduler calls a Batch script D:\BMS\Data\WMI_UserGroup\WMI_Wrapper.BAT. The script sets up some variables for Log Files. The 'Start' time is recorded in a variable then calls the WMI_UserGroup binary file. After the execution of the binary file the 'End' time is recorded. Calculations for the duration are done between the 'Start' and 'End' times, the metrics is sent to Introscope via a batch script which calls a Powershell script to send the Data. If the 'Duration' was less than 8 minutes, the base wrapper script is called again with an additional parameter of "2" added (Second run).

Introscope records the 'Duration' and 'Exit' Results of the binary executable. If the second run also fails to complete with a duration longer than 8 minutes, email alerts are sent via the Introscope rules engine.

2.5 Ward Whiteboard Kiosk Mode Display Configuration (BMS Whiteboard Kiosk Setup)

An electronic kiosk (or computer kiosk) houses a computer terminal designed to function while preventing users from accessing system functions. BMS has adopted the use of electronic kiosks to provide sites with the capability to setup Large Screen Displays for the BMS Ward Whiteboard for greater visibility. The Whiteboard Kiosk is read only access page that presents an overview of the beds in the current facility (or in the selected ward) and allows the user to assess at a glance the bed availability in their facility (or ward). Kiosk mode locks down the user interface to protect applications from accidental or deliberate misuse. These displays should be placed carefully, considering that confidential patient data (Social Security Number) should not be in view of people who are not authorized to see it.

The screenshot shows the BMS Ward Whiteboard interface. At the top, it displays 'Whiteboard Home' and 'CTX Whiteboard for: T CR - Last Update:'. Below this, there are two census indicators: 'Facility Census 18%' and 'T CR census 33%'. The main part of the screen is a table with columns: BED, PT, STAFF (with a checkmark icon), ATTENDING, COMMENTS, DISCH STATUS, BED STATUS, WARD, HUPJ, and LOS WARD (DD:HH). The table lists several beds, including CR400-1T through CR700-3T, with some having staff assignments like 'SHALE, JOHN' and 'MINZE, KARLA'. At the bottom, there are navigation links for 'BMS Home', 'Icon Legend', and 'Information'.

BED	PT	STAFF	ATTENDING	COMMENTS	DISCH STATUS	BED STATUS	WARD	HUPJ	LOS WARD DD:HH
CR400-1T									
CR400-2T									
CR400-3T									
CR500-1T									
CR500-2T									
CR500-3T			SHALE, JOHN				T CR - GENERAL CWT/TR	🟡	17:04
CR700-1T									
CR700-2T			MINZE, KARLA				T CR - GENERAL CWT/TR	🟡	33:04
CR700-3T			SHALE, JOHN				T CR - GENERAL CWT/TR	🟡	21:04

Figure 31- BMS Ward Whiteboard Screen

Setting up for the BMS Whiteboard Kiosk involves a series of steps that most often are performed by IT staff with access to Local Site network configuration and/or staff with authority to request the required Local Site and Active Directory (AD) network configuration changes. Steps for configuring the BMS Whiteboard Kiosk can be divided into three major categories:

- The Ward Whiteboard Kiosk URL
- The Network User for BMS Kiosk Access
- The Kiosk Workstation for Local Site Use

Each category involves a series of required steps to ensure successful operation of the Kiosk. Following is an outline of the process to setup and configure the BMS Whiteboard Kiosk for a local site.

- 1) *Create the Ward Whiteboard Kiosk URL. See details in **2.5.1 Create the Ward Whiteboard Kiosk URL***
 - a) Determine the BMS Whiteboard Parameters for Kiosk Operation and Setup
 - b) Test the URL in a browser

- 2) *Set up a default user for the kiosk. See details in **2.5.2 Set up a default user for the BMS Kiosk***
 - a) Set up the Network User for BMS Access
 - b) Configure the Whiteboard Kiosk Default Login User in BMS
 - c) Assign a Role to the Whiteboard Kiosk Default User in BMS

- 3) *Set up the Workstation / Kiosk Machine. See details in **2.5.3 Set up the Workstation / Kiosk Machine***
 - a) Disable the Screen Saver
 - b) Configure the Power Settings to Disable Sleep and Stand by Mode
 - c) Configure Auto Log in Option and stop MS Lync from opening upon start up
 - d) Set the URL as the Home Page in IE
 - e) Add <https://redacted.va.gov> to “Trusted Sites” in IE
 - f) Add to the start-up commands (Windows) the launch of the browser
 - g) Close IE, and restart to test
 - h) Set Registry Keys to configure Kiosk for local Site use

2.5.1 Create the Ward Whiteboard Kiosk URL

The Ward Whiteboard display uses parameters to determine the behavior of the display. For example, the whiteboard can display a specific ward or ALL wards for a site by setting the parameter **wardName**. Below is a description for each whiteboard display parameter along with available options for each.

Parameter	Short Description	Options
facilityCode	Code of facility (e.g., BROCKTON = BRK).	Enter the 3 character facility ID.
wardName	Name of BMS Ward Name. To see all the wards the value that needs to be configured is ALL.	These are the BMS WARDS as defined in the Facility, Site Options, VistA Ward Add/Edit. The Ward name value should match the "BMS WARD GROUP TEXT". A single ward can be entered or the value "ALL" to display all the wards at the facility.
splitScreen	To split the page in two tables enters the value "Yes".	Yes No
displayPTCode	How the patient should be displayed under the column "Patient" (full name or 1st+Last 4) or LastName. LastName is required for Kiosk mode due to Privacy regulations.	FirstAndLast4 LastName
genderColorCode	To change the background color for the row according with patient's gender.	Blue/Pink None
displayFooterCensus	To view the footer census.	Yes No
displayStaffAttending	What column is displayed in the table? (Staff column, Attending column or both).	Staff and Attending Staff Attending
scrollRate	The timer interval will affect the scrolling speed. This parameter can be absent. (If specified then it represents seconds).	Null or an integer value.

Table 15-Ward Whiteboard URL Configuration Parameters

2.5.1.1 Determine the parameters for the Kiosk, and create the URL

Sample URL to display All Wards for site BRK:

<https://redacted.va.gov/WardWhiteboardUrl?facilityCode=BRK&wardName=ALL&splitScreen=No&displayPTCode=LastName&genderColorCode=Blue/Pink&displayFooterCensus=Yes&displayStaffAttending=Staff%20and%20Attending&scrollRate=20>

2.5.1.2 Test the URL

Once you have the URL, type it into a browser to test. The BMS Ward Whiteboard should come up. Note: a site can have a different URL for each kiosk.

2.5.2 Set up a default user for the BMS Kiosk

Create a network service account for accessing the BMS page. Make sure that it is in an Organizational Unit (OU) that will not get the Enterprise System Engineering (ESE) Federal Desktop Core Configuration (FDCC) / US Government Configuration Baseline (USGCB) User Settings. Set the “Log on to” so the account can only log onto the kiosk PC you are setting up.

2.5.2.1 Set up the Network User for BMS Access

- Create AD User with non-expiring password under Service Accounts for the local site. If you are not an AD administrator then provide the following instruction to the AD along with your request for a new service account.

In Active Directory Create a Generic User with a Non-Expiring password in Service Accounts for your location with Access to All Computers.

NOTE: You will create a single ID, not one for every PC. Also, do not setup auto login with this generic account at this point as PCs will automatically lock at this level.

- Right click the “Service Accounts” folder (VXX.med.va.gov/VISNxx/Facility(XXX)/Service Accounts) and select New...User.
NOTE: Do not use the “Service Accounts” folder directly under vXX.med.va.gov. Under First Name, enter vhaXXX_____ (such as vhaSTLBMSUser)
- Enter the same under “User Login Name”
- Enter a password when prompted and select
- Uncheck “User must change password at next logon”
- Check “Password never expires”
- Click “OK” at the warning that the user will not be prompted to change the password.
- Click “Next”
- At the top of the screen the path should read, “vXX.med.va.gov/VISNxx/Facility(XXX)/Service Accounts”
- Uncheck “Create an Exchange Mailbox”
- Click “Next”
- Review confirmation screen for accuracy and click “Finish”.
- Your new account should be available in your “Service Accounts” list. You may have to refresh your list to see it.
- Double-click your new account, in the description field, add
- SERVICE ACCOUNT: VHAxxxxxxx(YourUserName): BMS DISPLAY
- In the Account tab, ensure “This user can log on to “All computers”. Do not identify any specific computers.
- When you are finished, your new account in the Service Accounts list should only show a Name, Type, and Description. All other fields should be blank.

2.5.2.2 Configure the Whiteboard Kiosk Default Login User in BMS

For the current facility that will display the associated Whiteboard page, a default user needs to be configured in BMS application for the Ward Whiteboard Kiosk.

To configure the Whiteboard Kiosk Default User:

- **Go to the BMS Site Home Page**

- **Click on the Site Options link**
- **Click on the Facility Setting link**
- **Fill the fields “Whiteboard Kiosk Default User Name:”, “Whiteboard Kiosk Password:” and “Whiteboard Kiosk Password Confirm:” with the BMS Service Account ID**

Figure 32-Facility Settings

- **Click Submit**

2.5.2.3 Assign a Role to the Whiteboard Kiosk Default User in BMS

Each facility must assign the BMS “EMS USER” Role to the Service Account ID created to run the Whiteboard Kiosk URL. This assignment can be done from the **BMS Admin Section → Add/Edit BMS User** hyperlink or Facility **Site Options → BMS User Add/Edit** hyperlink.

- **Click the Select Existing NT User Name button**
- **Select the correct VISN Domain from the left Drop Down Box.**
- **In the User Name box Enter the BMS Service Account ID created for the BMS EMS/Whiteboard Kiosk. Then click the Find button**
- **Click the Selected Radio button for the user. Then click the Select button.**
- **In the EMS User box, select “Yes”. All other roles should be “No”.**
- **In the Default Region box, select the correct Region.**
- **In the Default VISN box, select the correct VISN.**
- **In the Default Site box, select your Site.**
- **In the READ Access box, select “Yes”.**
- **In the WRITE Access box, select “Yes”.**

Admin Menu ADMINISTRATION SECTION - USERADD/EDIT Logout

Select Existing NT User Name Select Default

PARAMETER	OPTIONS
NT User Name	v17.med.va.gov\vphantxbedmgmt
Support User?	No
National User?	No
Regional User?	No
VISN User?	No
Admin User?	No
Audit Log User?	No
Site User?	No
EMS User?	Yes
EMS Supervisor User?	No
Guest User?	No
Default Region:	2
Default VISN:	17
Default Site:	NTX - VA NORTH TEXAS HEALTH CARE SYSTEM: [v]
READ Access?	Yes
WRITE Access?	Yes

Display only the facilities with permissions

READ Access	WRITE Access	Region	VISN	Facility
<input checked="" type="checkbox"/>	<input checked="" type="checkbox"/>	Region 2	VISN 17	DALLAS (549, NTX)

Submit Cancel

Figure 33- Whiteboard Kiosk User Role Assignment

- Click Submit

2.5.3 Set up the Workstation / Kiosk Machine

After setting up the workstation / Kiosk machine, it will automatically log in to Windows, and automatically login to BMS.

2.5.3.1 Disable Screen Saver

In order to display the Whiteboard page continuously the screen saver needs to be disabled.

NOTE: The Windows menu that allows the disable of the screen saver might be different from one version of Windows to another. For example, for Windows 7 the needed operations are:

- Right click on the desktop
- Click Personalize

- *Click on the screensaver button on the lower-right part of the page*

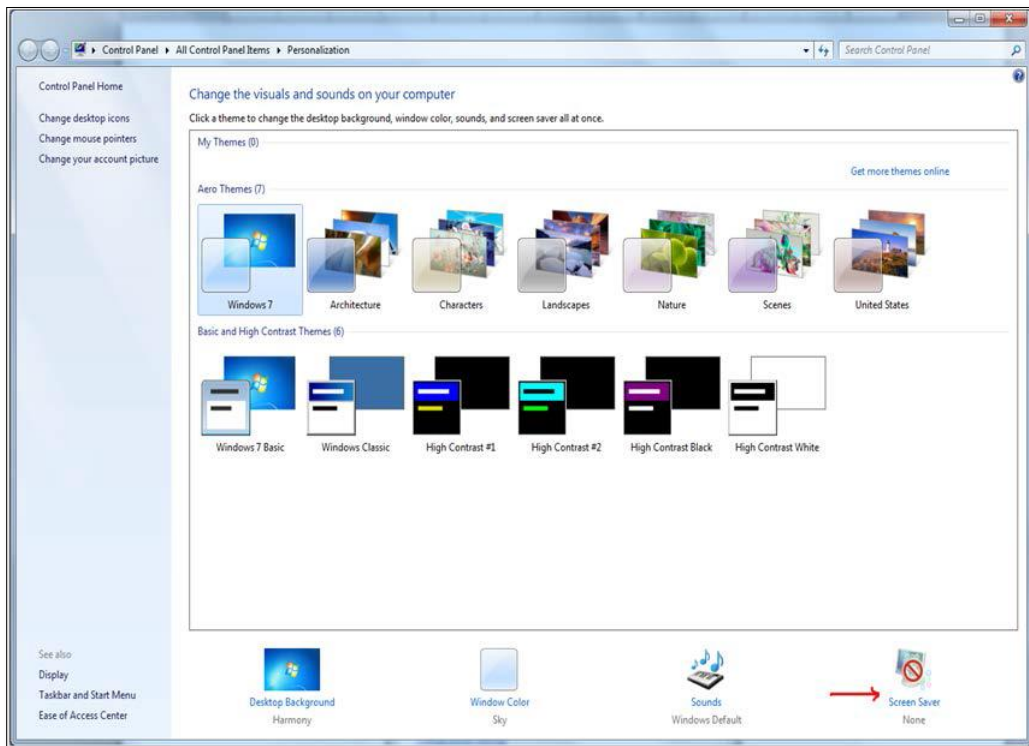


Figure 34- Screen Saver Option

- *Select None from the screensaver drop down on the displayed form*

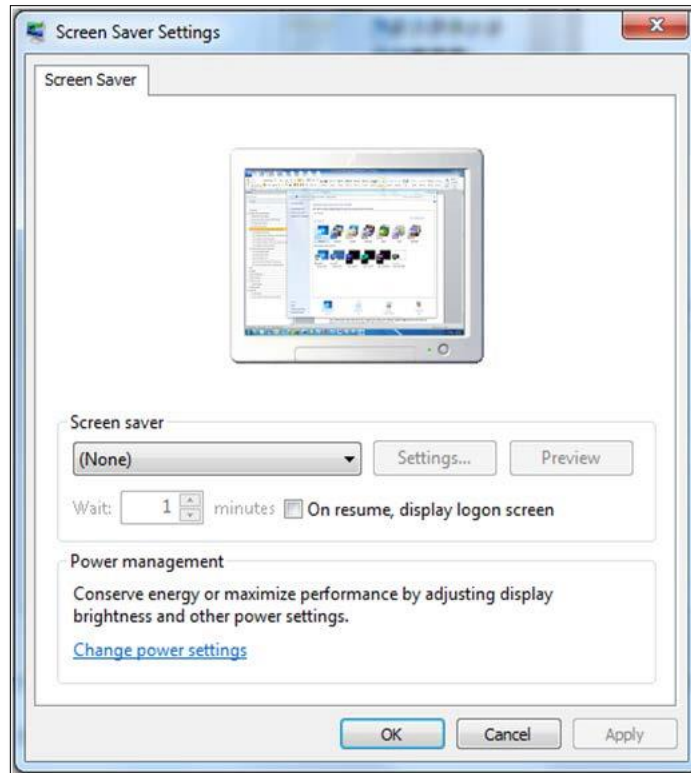


Figure 35- Screen Saver Settings Window

- *Click OK.*

2.5.3.2 Configure Power Settings: Disable Sleep and Stand-by Mode

In order to display the Whiteboard page continuously the power settings need to be adjusted so that the computer will never enter into hibernate or stand-by and also the screen will never turn off.

NOTE: The Windows menu that allows the configuration of the power settings might be different from one version of Windows to another. For example, for Windows 7 the needed operations are:

- *Go To Control Panel*
- *Select Power Options*

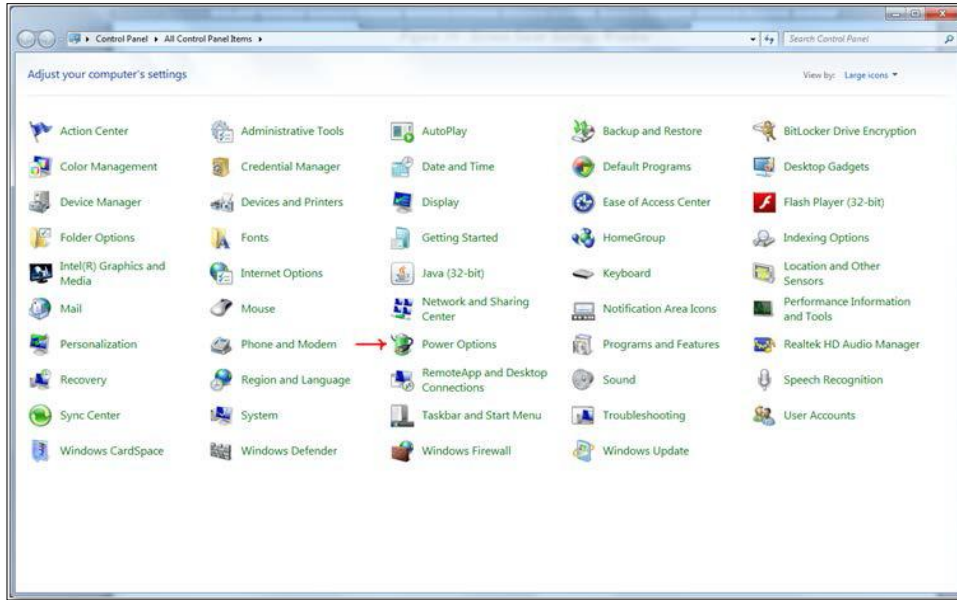


Figure 36- Power Options

- *Click on “Change Plan settings” for the active plan*

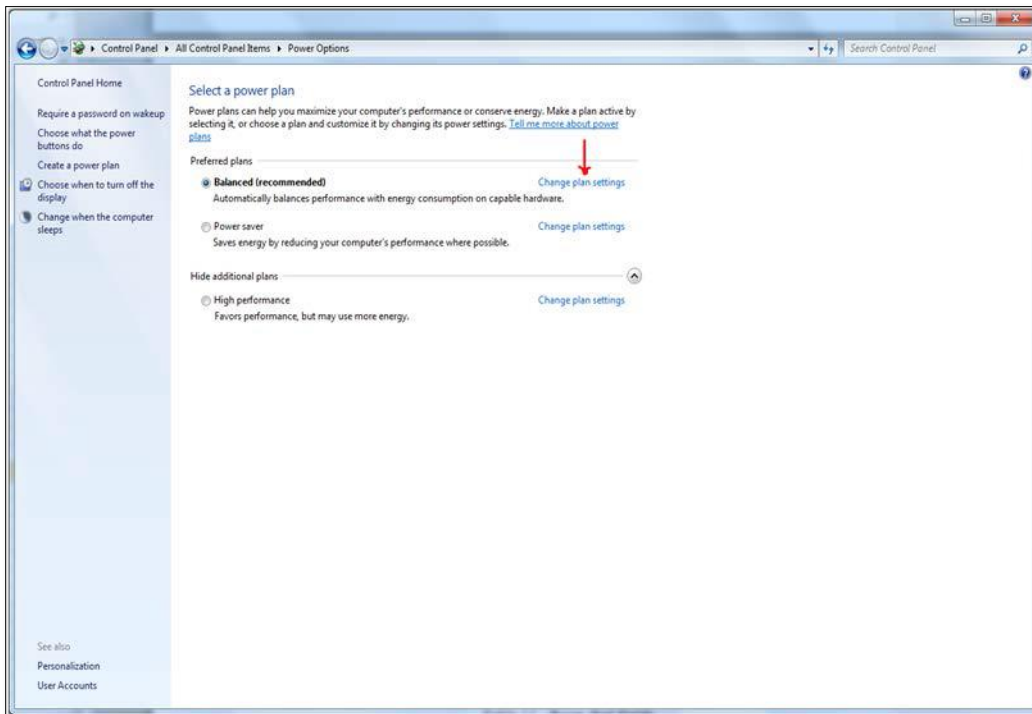


Figure 37- Change Plan Settings Option

- *Select “Never” from the drop downs associated with “Turn off the display” and “Put the computer to sleep”*

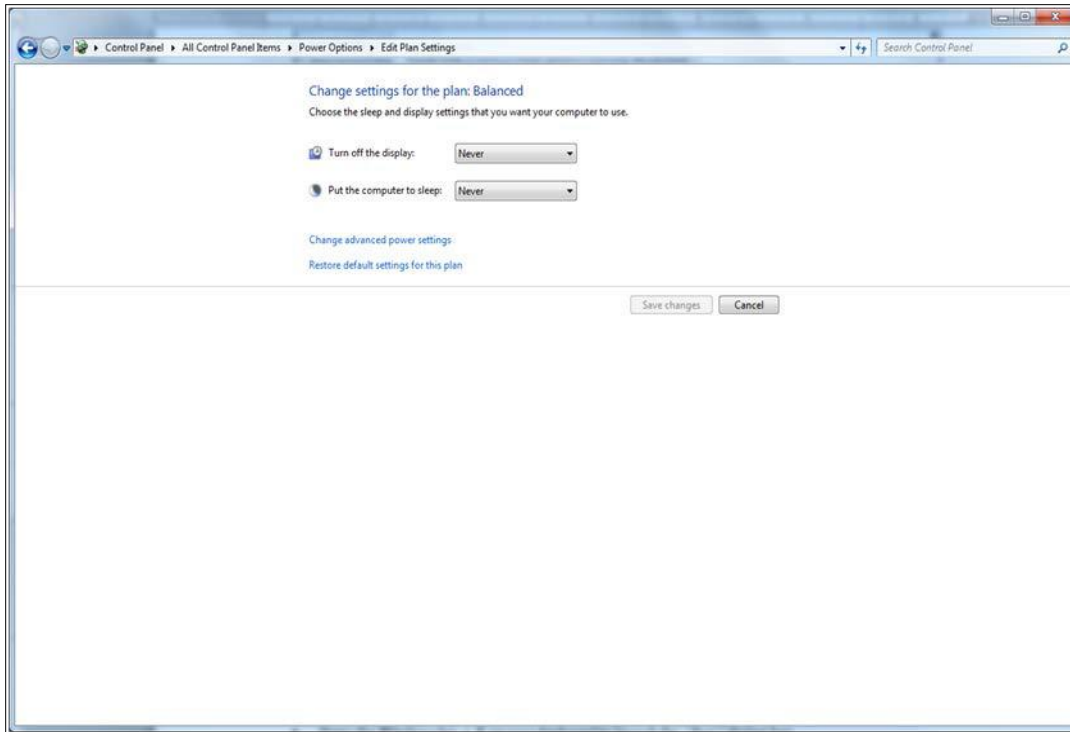


Figure 38- Power Options Settings

- Click “Save changes”

2.5.3.3 Configure Auto-login Option and stop Microsoft Lync from opening upon start up

Configure Auto-Login: The computer that will display the Whiteboard page needs to have the auto-login configuration set to “true”.

NOTE: The Windows menu that allows the configuration of the auto-login settings might be different from one version of Windows to another. For example, for Windows 7 the needed operations are:

- Press the Windows key + R on your keyboard to launch the “Run” dialog box.

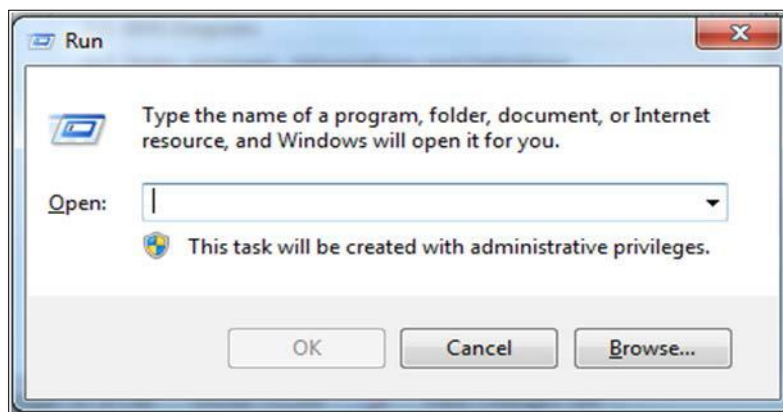


Figure 39- Run Window

- Type in “control userpasswords2”

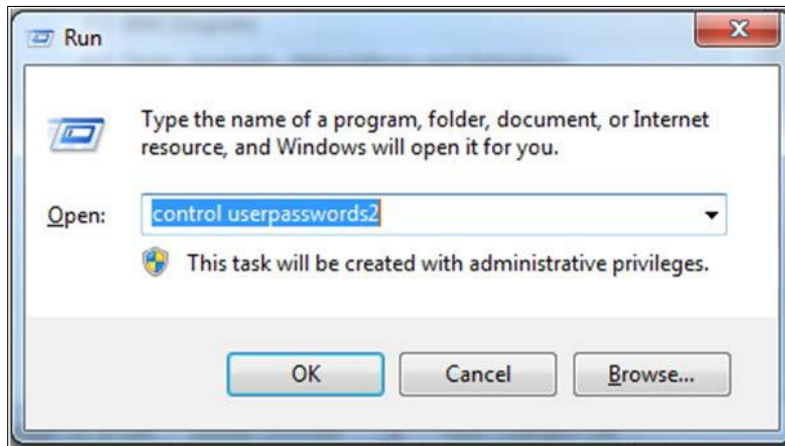


Figure 40- Run Window with Comman Entered

- Press Enter. The User Accounts window will display.

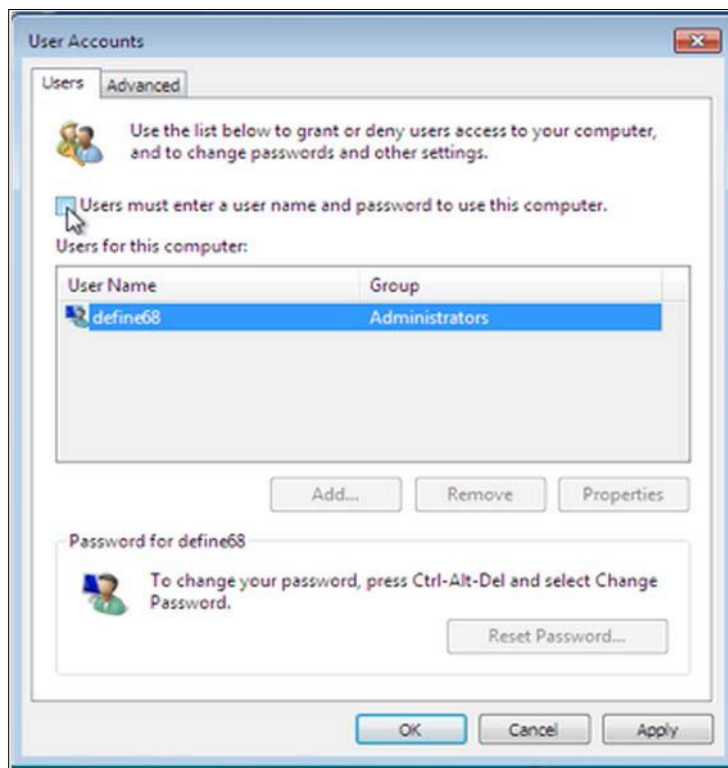


Figure 41- User Accounts Window

- Uncheck the option “Users must enter a user name and password to use this computer” for the BMS Default Kiosk User Account



Figure 42- User Accounts

- Click “OK”

Stop Microsoft Lync from opening at startup: **To stop Microsoft Lync from opening at startup follow the steps below**

- From the Start Menu,
- Go to All Programs > Microsoft Lync
- Open Microsoft Lync
- Go to Tools > Options > Personal
- Uncheck “automatically start Lync when I log on to Windows” & “Show Lync in foreground when it starts”.

2.5.3.4 Set the URL (from step 2.5.1) as the Home Page in Internet Explorer

The specific Ward Whiteboard Kiosk URL needs to be configured as the Home-Page for the intended browser. The menu to set the default home-page might differ from one browser to another.

For example, for Internet Explorer (IE) 9.0 the user needs to:

- **Select Tools menu**

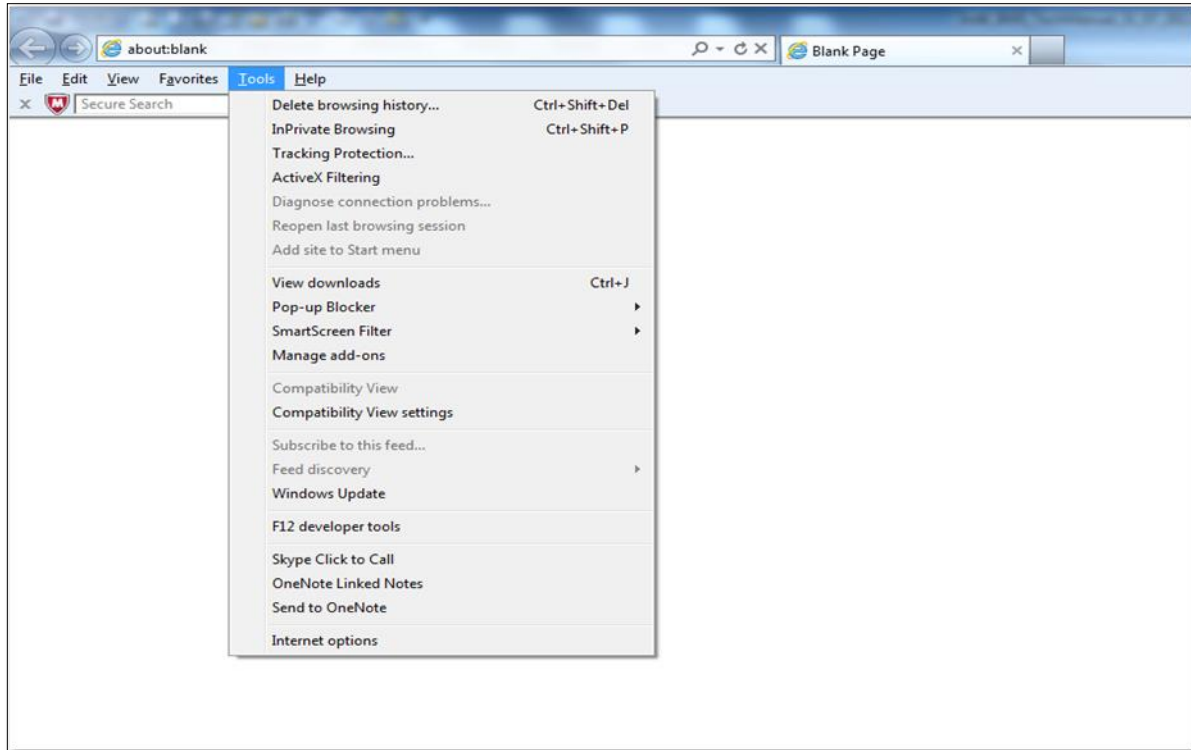


Figure 43- Tools Menu of Internet Explorer

- *Select Internet Options*
- *On the General tab, under the homepage text field enter the URL*
- *Click OK*

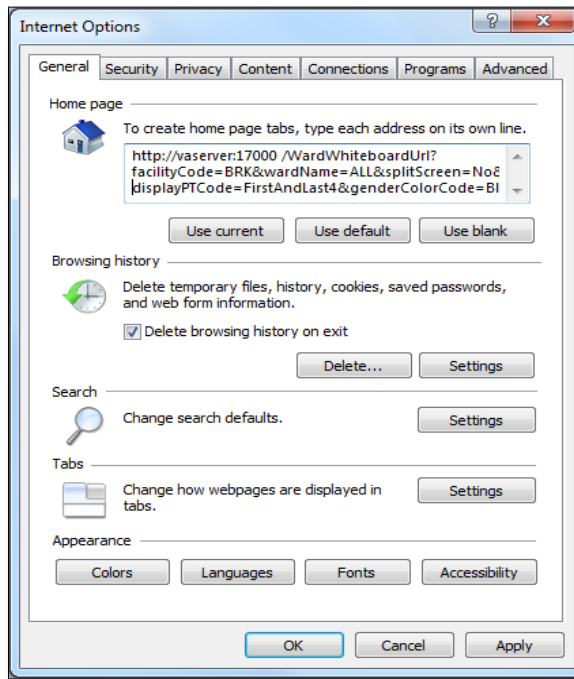


Figure 44- General Tab of Internet Options

2.5.3.5 Add BMS to the “Trusted Sites”

To add BMS to “Trusted Sites” in Internet Explorer

- Go to *Tools>Internet Options>Security>Trusted sites>Sites*
- In the “Add this website to the zone:” field, enter <https://redacted.va.gov>
- Click Add, Click OK

2.5.3.6 Add the launch of the browser to the Windows start up commands.

The next step is to add to the startup commands the launch of the chosen browser.

NOTE: This operation might differ from one version of Windows to another. For example, for Windows 7 the steps needed are:

- Click Start
- Select All Programs
- Right click on the Startup folder
- Select Open

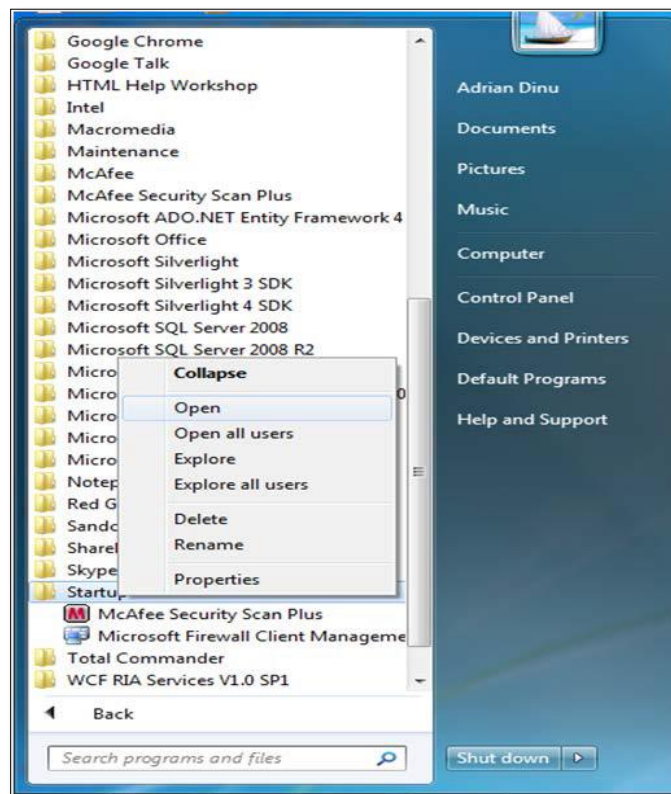


Figure 45- Open Option

- Create a shortcut of the Internet Explorer and copy it to Startup folder

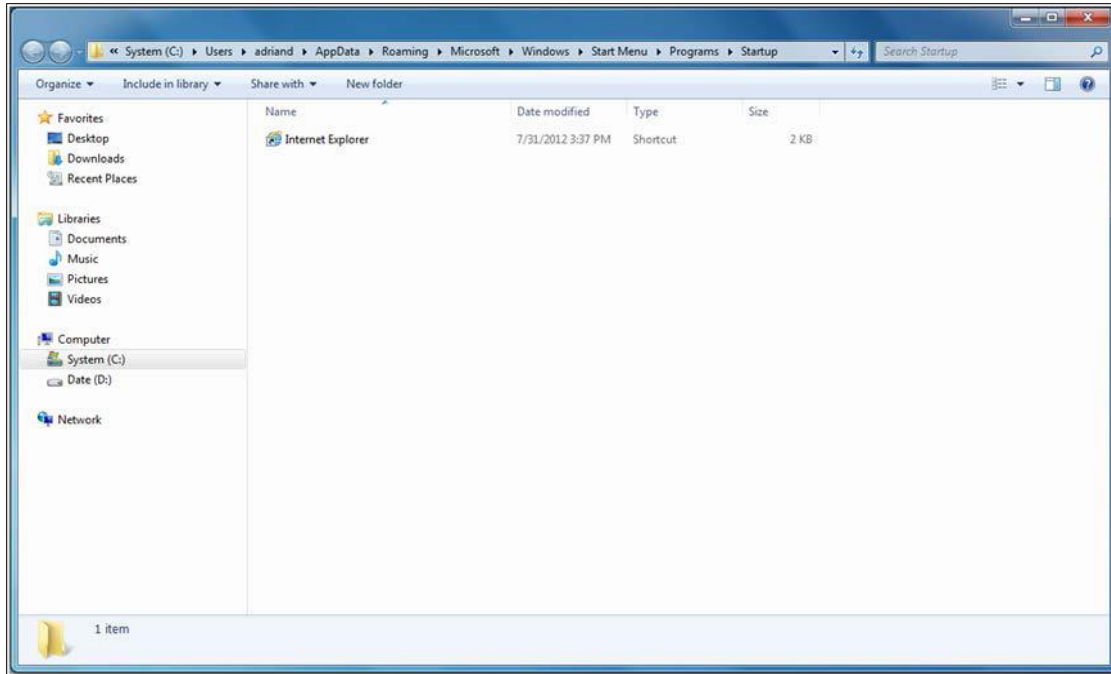


Figure 46- Internet Explorer Shortcut

2.5.3.7 Test the Kiosk

Close Internet Explorer. Restart Internet Explorer. The BMS Ward Whiteboard for the Kiosk should come up.

2.5.3.8 Set the Registry Keys to configure the Kiosk for local site use.

The purpose of the following steps is to configure Kiosk workstation to serve one function only: BMS Ward Whiteboard display. The following instruction leads you through a series of steps that effectively lock down the workstation for this purpose. Access to workstation software and/or desktop will be prevented after the configuration setup is complete. The Whiteboard Kiosk is read only.

*It is recommended that prior to performing the configuration steps outlined in this section a backup of the existing system be created for rollback / recovery purposes, and that a restoration point be created.

- 1) Modify Registry Settings

Restriction.reg

```
Windows Registry Editor Version 5.00

[HKEY_LOCAL_MACHINE\SOFTWARE\Policies\Microsoft\Internet Explorer\Restrictions]
"NoBrowserContextMenu"=dword:00000001
"NoFileOpen"=dword:00000001
"NoOpenInNewWnd"=dword:00000001
```

Figure 47- Windows Registry Editor

- 2) Run Restrictions.reg by double-clicking filename from Windows Explorer. Verify settings have been applied.

3) Modify Local Group Policy Settings

For local group policy changes run gpedit.msc and make the following changes:

User Configuration\Administrative Templates\System\Ctr+Alt+Del Options

Remove TaskManager Disable

Remove Lock Computer Enable

Remove Change Password Enable

Remove Logoff Enable

User Configuration\Administrative Templates\Control Panel\Display

o Password protect the screen saver Disabled

Verify all settings have been applied. The purpose of these settings is to lock down the workstation for one purpose only, BMS Whiteboard Kiosk.

4) Reboot Kiosk Machine to test set up.

*Note; if Kiosk continually “freezes”, please contact the Service Desk to have an IE Refresher script installed.

2.6 Whiteboard Snapshot Configuration

In order to configure the Whiteboard snapshot certain steps, need to be completed:

1. Create snapshot folder
2. Define network share
3. Assign rights to user
4. Assign snapshot folder path to ward group
5. Associate scheduler with the whiteboard report

Suppose the goal is to configure the settings for two BMS Ward Groups: WARD GROUP 1 and WARD GROUP 2.

Assuming that these two Ward groups are in different physical locations, a designated workstation will be assigned for each one of them.

For the purpose of example, these workstations are called: WARDGROUP1-PC and WARDGROUP2-PC.

2.6.1 Create Snapshot Folder

On WARDGROUP1-PC and WARDGROUP2-PC, a folder should be created for this purpose. For example, assume that this folder is on the “C:” drive, like this “C:\WhiteboardSnapshot”.

On Windows 7 the needed operations are:

- Click Start button
- Select All Programs
- Select Accessories folder
- Click Windows Explorer
- Go to C drive

- Right click on C drive
- Select New folder
- Enter the name of the folder, e.g. WhiteboardSnapshot

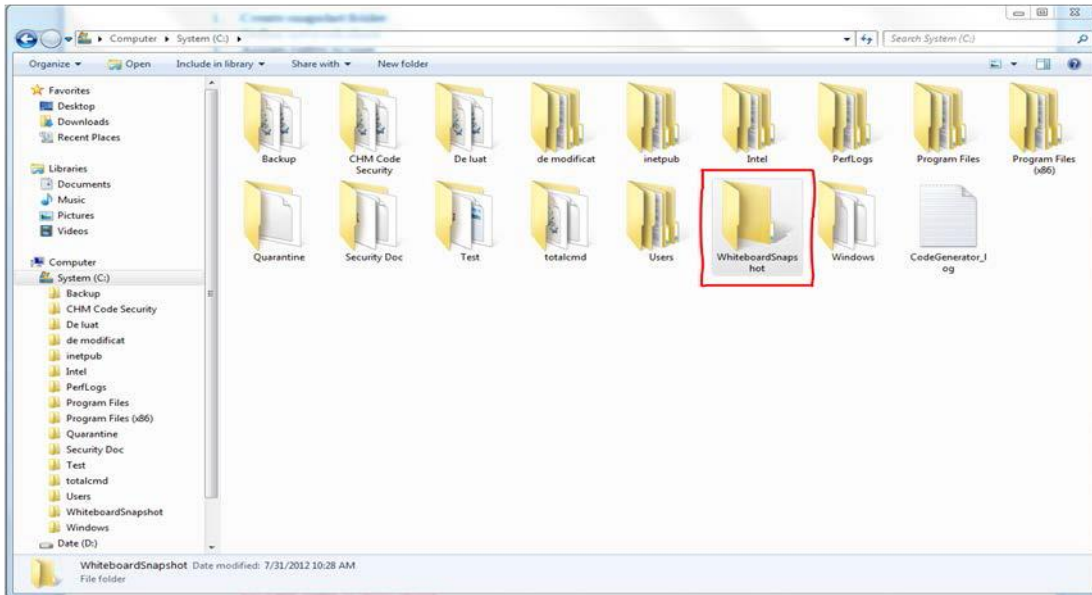


Figure 48- Whiteboard Snapshot Folder

2.6.2 Define Network Share

For these two folders (one on each computer) the Network Admin needs to define network shares. For example, assume that the network share name on each computer is “WhiteboardSnapshot”.

Note: The Windows menu that allows the configuration of folder sharing might be different from one version of Windows to another. For example, for Windows 7 the needed operations are:

- *Navigate to the “WhiteboardSnapshot” folder, right-click it and choose Properties*

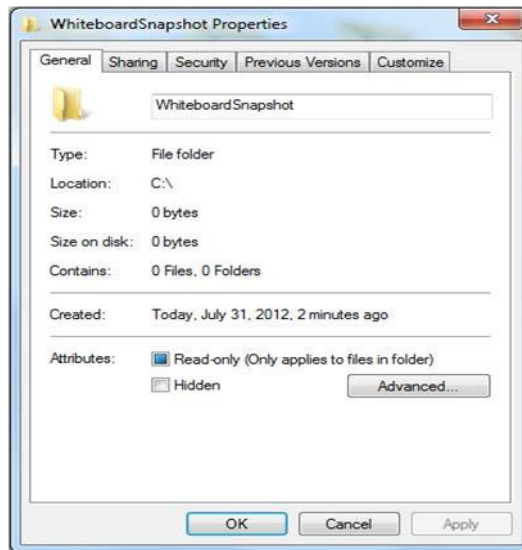


Figure 49- Whiteboard Snapshot Folder Properties

- Go to Sharing tab and select Advance Sharing option.

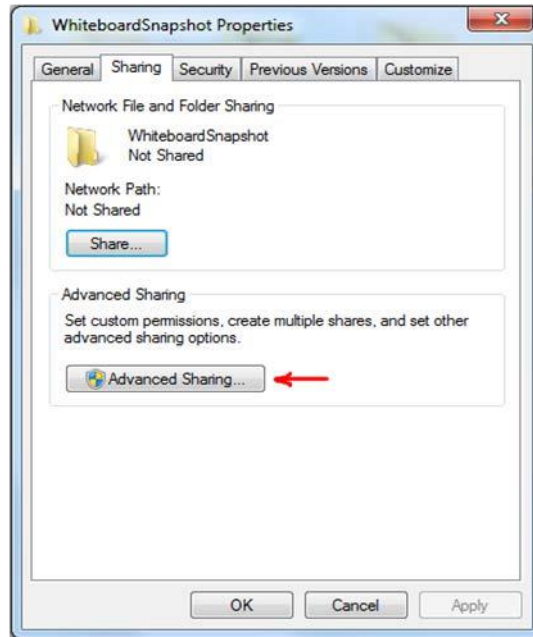


Figure 50- Advanced Sharing Option

- In Advanced Sharing dialog, enable Share this folder option. It will automatically add folder's name as Share name.

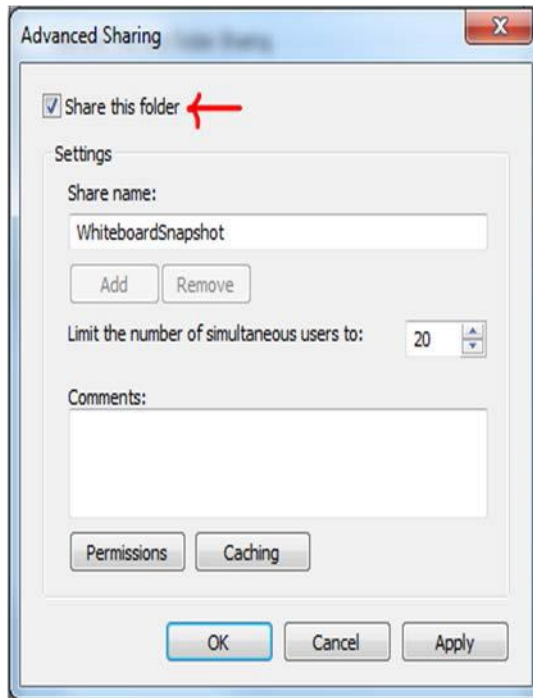


Figure 51- Share this Folder Option

2.6.3 Assign Rights to Master BMS Service Account User

The BMS Application runs under a service account. AICT has created the Windows User (`acc\VAACBMSPrd`) as the master service account that the BMS Services runs under. The Windows user (`aac\VAACBMSPrd`) that is configured to be the Login that runs the four BMS Windows Services needs to have full rights to these shares.

This user must have full control on each facilities file folder that is used to store the Whiteboard Contingency Reports.

On Windows 7 the needed operations are:

- *Having Advanced Sharing window open click on Permissions button to set the folder's permissions.*

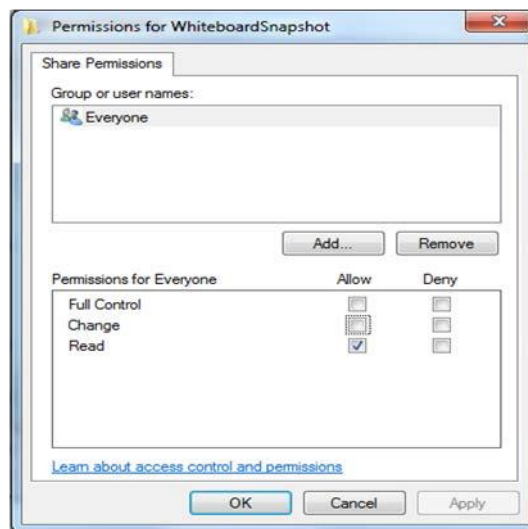


Figure 52- Permissions for Whiteboard Snapshot

- *In the Permissions window click Add button to set the network user rights on the shared folder.*

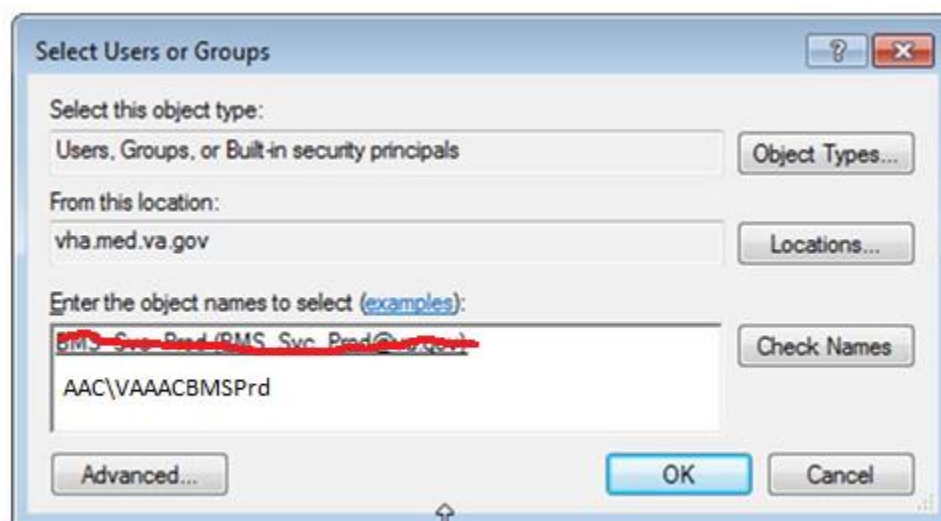


Figure 53-Select Users or Groups Window

- Click “Advanced” button to select user.

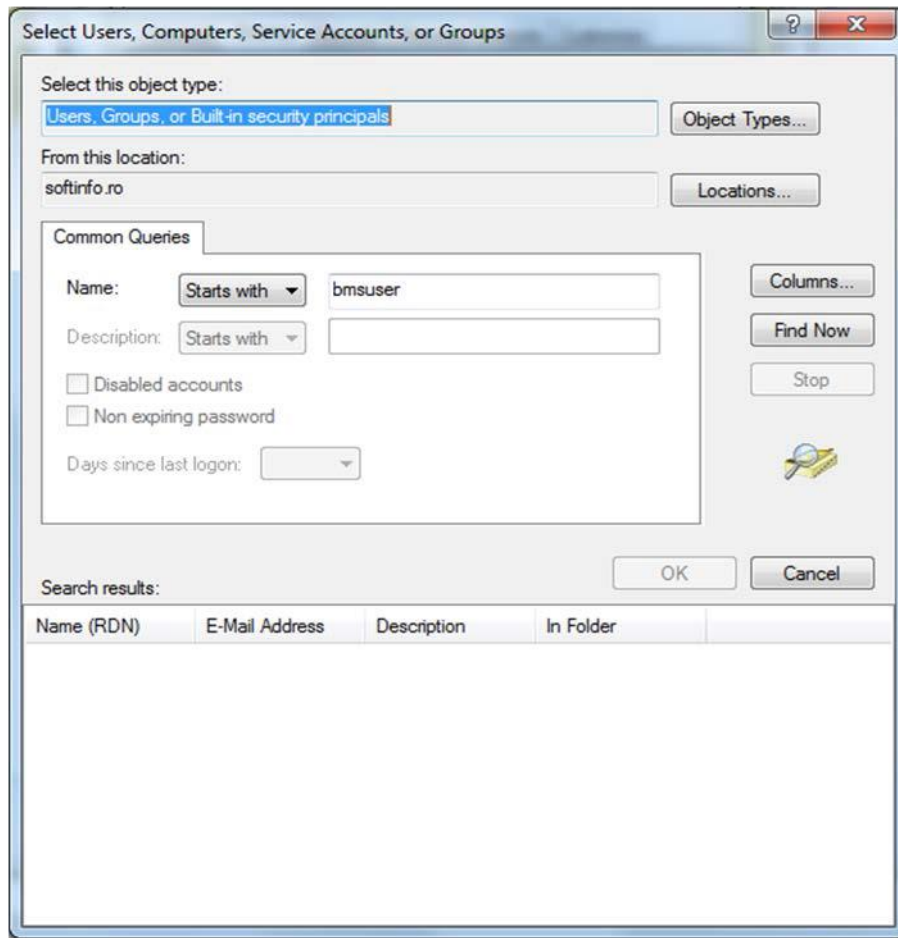


Figure 54- Advanced Section of Select Users or Group Window

- Enter the name of the user (*aac\VAAACBMSPrd*) that runs the two BMS Windows Services. Click Find Now button.

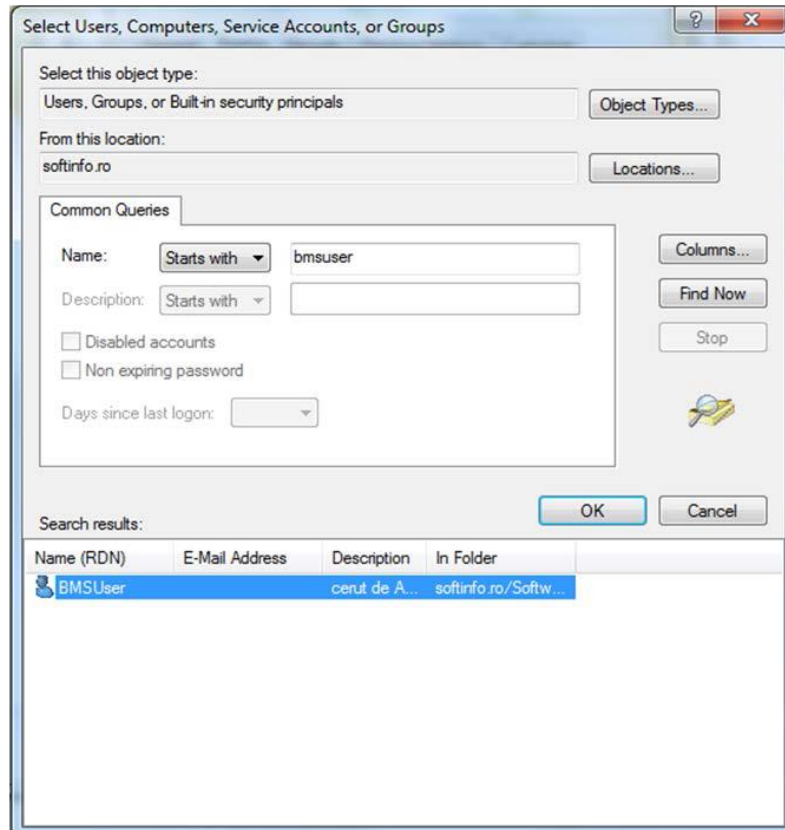


Figure 55- Search Result Section

- *Scroll down the Search results section to select the user. Once done, click OK. It will add the user within the object names section.*

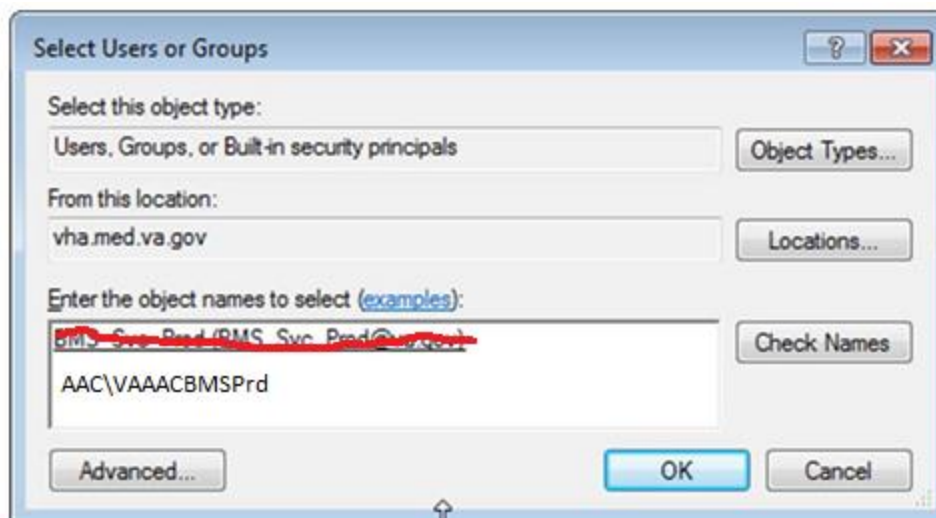


Figure 56- Object Names Section

Clicking OK will add folder access permission for user and takes you back to Permissions dialog, allowing you to configure the permissions for newly added users.

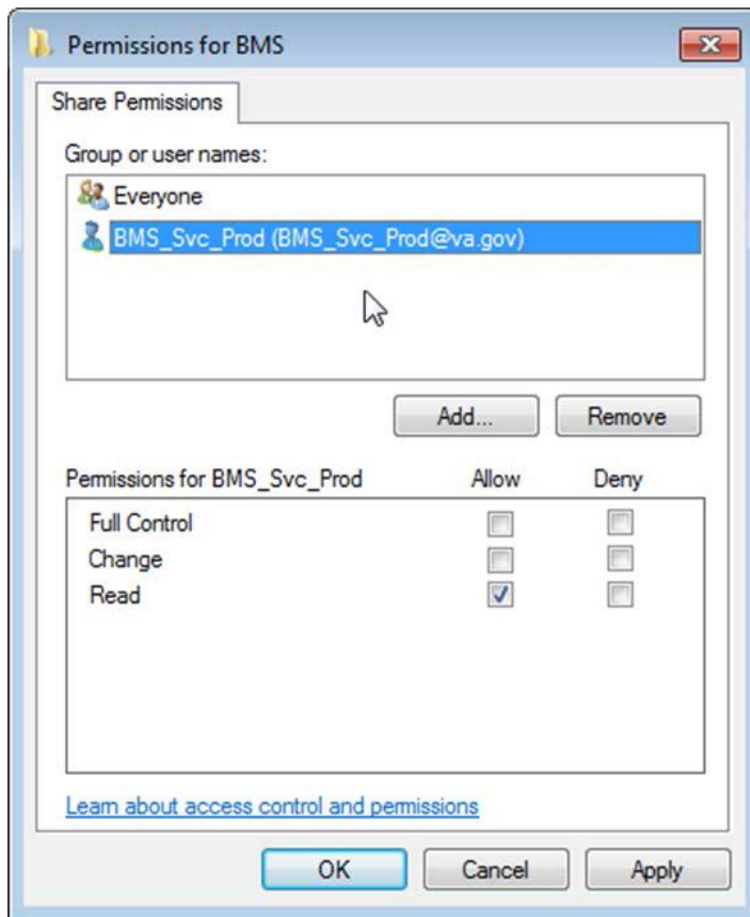


Figure 57- Permissions Window

- Select user, and from Permissions section check Full Control.

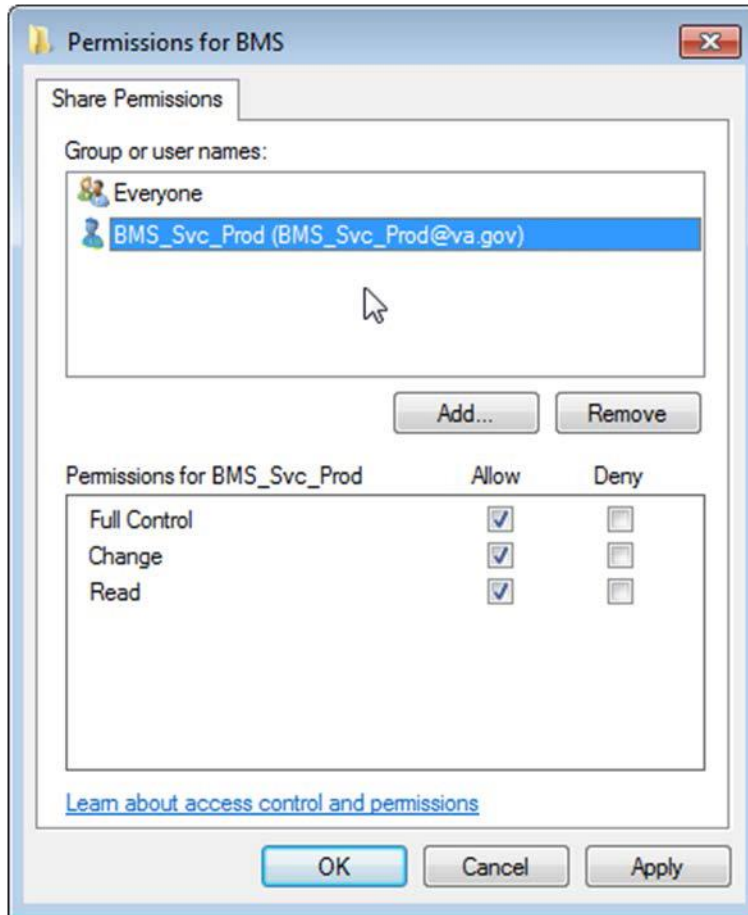


Figure 58- User Permissions

- Click Ok to close Permissions window. It will take you back to Advanced Sharing window.

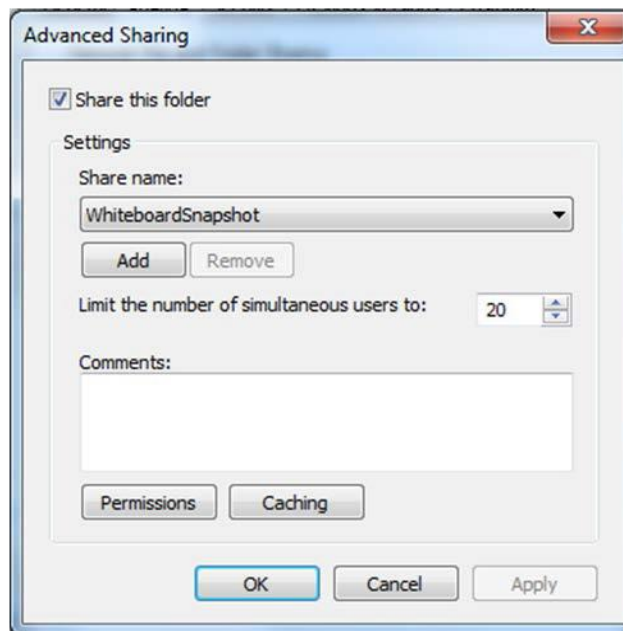


Figure 59- Advanced Sharing Window

- Now, click OK to share the folder.
- Close Whiteboard Snapshot properties window.

Having these two folders shared and having that user given the rights previously mentioned, if someone is logged in the network with that user, he/she could access those folders from Windows Explorer using an URI address. See screenshot below:

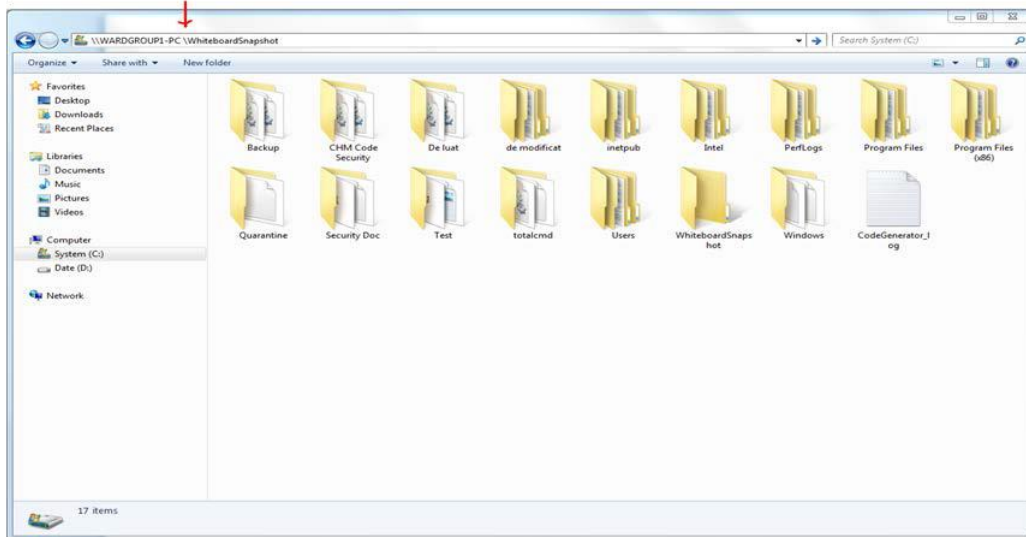


Figure 60- WardGroup1-PC Path

2.6.4 Assign Snapshot Folder Path to Ward Group

Within the BMS Application, under Site Settings and then Contingency Settings page, the Admin should enter the values as captured in the screenshot (\\WARDGROUP1-PC\WhiteboardSnapshot for WARD GROUP 1 and respectively \\WARDGROUP2-PC \WhiteboardSnapshot for WARD GROUP 2).

NOTE: The Windows User (acc\VAAACBMSPrd) must have full read/write access to this folder.

[Return to Admin Main Page](#)

Contingency Settings - VA BOSTON HEALTHCARE SYSTEM, BROCKTON CAMPUS (BRK)

Ward Group	Whiteboard Report Path
WARD GROUP 1	\\WARDGROUP1-PC\WhiteboardSnapshot
WARD GROUP 2	\\WARDGROUP2-PC \WhiteboardSnapshot
WG LILI	

[BMS Home](#) | [Icon Legend](#) | [Information](#)

Figure 61-Contingency Settings Page

2.6.5 Associate Scheduler with Whiteboard Report

Within the BMS Application, Facility Home page, under Site Options and then Background Processors page, a Scheduler should be associated in the Whiteboard Report section.

Under the Whiteboard Report section:

- In the "Add/Update Scheduler:" field, select the schedule frequency that Whiteboard should be backed

up.

- Click Save Scheduler button.

[Return to Admin Page](#)

Background Processors - VA BOSTON HEALTHCARE SYSTEM, BROCKTON CAMPUS (BRK)

The screenshot shows a web interface for configuring schedulers. It features two main sections: 'Whiteboard Report' and 'Patients Pending Bed Placement List'. Each section contains a 'Current Scheduler' field (set to 'NONE'), an 'Add/Update Scheduler' dropdown menu (set to 'Every 4 hours' for Whiteboard Report and 'Select A Scheduler' for Patients Pending Bed Placement List), and a 'Save Scheduler' button. The 'Patients Pending Bed Placement List' section also includes an 'Add/Update Method' dropdown menu (set to 'Select A Method'). A 'Cancel' button is located at the bottom right of the form.

[BMS Home](#) | [Icon Legend](#) | [Information](#)

Figure 62- Whiteboard Report Scheduler Association

2.7 EMS Mobile Device Configuration

In order to configure the BMS EMS Mobile Devices, the following steps must be completed:

- The local IS must create a local Service Account with a password that never expires and does not change. This account must not have any kind of policy that restricts its use to specific computers. The EMS Mobile Device will use this account to access the EMS Mobile page. This local Service Account can be the same as the Whiteboard Kiosk Default User Account created in Section 2.5.2.
- Each facility must enter the local Service Account and Password in the EMS Default User and Password fields on the Facilities Settings page.
- Configure the Mobile Device so that when it boots up, it will automatically open IE and go to the specified URL.

2.7.1 Configure EMS Mobile Device Default Login User

For the current facility, a default user must be configured in the BMS application for the EMS Mobile Device.

To accomplish this, the Facility Admin User must do the following:

- Go to the Facility Home Page.
- Click on the Site Options link.
- Click on the Facility Setting link.
- Fill the fields “EMS Default User Name:”, “EMS Password:”, and “EMS Password Confirm:” with the BMS Local Service Account.

Facility Configuration - VA NORTH TEXAS HEALTH CARE SYSTEM: DALLAS VA MEDICAL CENTER (NTX)	
PARAMETER	OPTIONS
BMS Server Time Zone	CENTRAL STANDARD TIME
Facility Site Time Zone	CST
Auto-Removal Patients Pending Bed Placement List?	Yes
Integrated Facility?	No
Facility Name:	VA NORTH TEXAS HEALTH CARE SYSTEM: DALLAS VA
Facility Address 1:	4500 S. LANCASTER RD.
Facility Address 2:	DALLAS, TEXAS 75216
Facility Point-of-Contact:	JEFFREY D ALLEN
Facility POC Email:	JEFFREYD.ALLEN@VA.GOV
Facility POC Telephone:	214 857 4607
Local Time Adjust:	0
EMS Default User Name:	vhantxbedmgmt
EMS Password:	
EMS Password Confirm:	
Whiteboard Kiosk Default User Name:	vhantxbedmgmt
Whiteboard Kiosk Password:	
Whiteboard Kiosk Password Confirm:	
<input type="button" value="Submit"/> <input type="button" value="Cancel"/>	

[BMS Home](#) | [Icon Legend](#) | [Information](#)

Figure 63- EMS Fields Filled on the Facility Settings Page

- Click the Submit button.

Table 16-Facility Settings Page Parameters

Column	Description
EMS Default User Name:	The BMS Service Account ID needed to load the EMS Mobile Page for Mobile Devices.
EMS Password:	The BMS Service Account ID password needed to load the EMS Mobile Page for Mobile Devices.
EMS Password confirm:	The confirmation of the password.

This setup can also be completed by the system Support User:

- Go to the BMS Admin Page
- Click on the Edit BMS Facility Settings link
- Click on the Facility Name Drop Down and select the name of the Facility to be configured
- Fill the fields “EMS Default User Name”, “EMS Password” and “EMS Password Confirm” with the BMS Local Service Account

Admin Menu ADMINISTRATION SECTION - FACILITY EDIT Logout

Select Facility Name: NTX - DALLAS (549 - ACTIVE: YES) ▼

Facility Site ID: NTX (549 - DALLAS) NTX

Full Facility Name: VA NORTH TEXAS HEALTH CARE SYSTEM: DALLAS VA

Facility Point-of-Contact: JEFF ALLEN

Facility POC Email: JEFFREYD.ALLEN@VA.GOV

Facility POC Telephone: 214.557.4507

Facility Address 1: 4500 S. LANCASTER RD.

Facility Address 2: DALLAS, TEXAS 75216

Facility City/State/ZIP: DALLAS TX 75216

User operations:

Selected	User Name	BMS, Read	BMS, Write
<input type="checkbox"/>	aac.dva.va.gov\VAACEBARKSJ	<input checked="" type="checkbox"/>	<input type="checkbox"/>
<input type="checkbox"/>	aac.dva.va.gov\vaaccherma	<input checked="" type="checkbox"/>	<input type="checkbox"/>

VSN: BMS Server Time Zone:

Region: Facility Site Time Zone:

BMS Active/Live Site? Auto-Removal Patients Pending Bed Placement List?

Integrated Facility? Medical Center ID #?

Integrated Site List:

Ward Prefix:

ADT Prefix:

Ward Suffix:

ADT Suffix:

EMS Mail Sender: Event Mail Sender:

Site Alias:

Site Alias:

Local Time Adjust:

EMS Default User Name: Whiteboard Kiosk Default User Name:

EMS Password:

Whiteboard Kiosk Password:

EMS Password Confirm: Whiteboard Kiosk Password Confirm:

[Back to Regional Page](#)

Figure 64-EMS Fields Filled on the BMS Admin Page

- Click the Submit button

Table 17-BMS Admin Page Parameters

Column	Description
EMS Default User Name:	The BMS Service Account ID needed to load the EMS Mobile Page for Mobile Devices.
EMS Password:	The BMS Service Account ID password needed to load the EMS Mobile Page for Mobile Devices.
EMS Password confirm:	The confirmation of the password.

2.7.2 Configure EMS Mobile Device URL

For the current facility, the EMS Device URL must be configured in the EMS Mobile Device. The URL

to be entered has a special format:

<https://redacted.va.gov/EMSMobileLogon?code=BRK>.

Table 18-Description and Configuration for EMS Mobile Device URL Parameters

Parameter	Short Description	Options
Code	Code of facility (e.g. BROCKTON = BRK)	Enter the 3-character facility ID.

EMS staff can access the BMS Web page for mobile devices at the URL set up by their local IS staff. Be sure to use the code of the facility for which access is needed.

The following page is displayed:

Bed Management Solution

VA BOSTON HEALTHCARE SYSTEM, BROCKTON CAMPUS (BRK)



Figure 65-EMS Staff Page for Mobile Devices

2.8 VistA Integration

This chapter describes the process of importing vocabularies, entities, patient admission, transfer, discharge (ADT) and patient pending bed placement information from VistA.

In order to integrate with VistA certain steps should be completed:

1. Choose VistA site
2. Define Schedulers
3. Run Scheduler
4. View Audit Results

2.8.1 Choose VistA Site

VistA Sites tab from Background Processors page of Admin section allows the user to view the list of VA facility sites sharing the same VistA instance and to add a new VA facility to a VistA instance.

2.8.1.1 Adding a New VistA Site

To add a VA facility site to a VistA instance follow the steps presented below.

1. From the Background Processors page of Admin section select VistA Sites to display the page in the following image. A list of VA facility sites is displayed in the column to the left of the page.

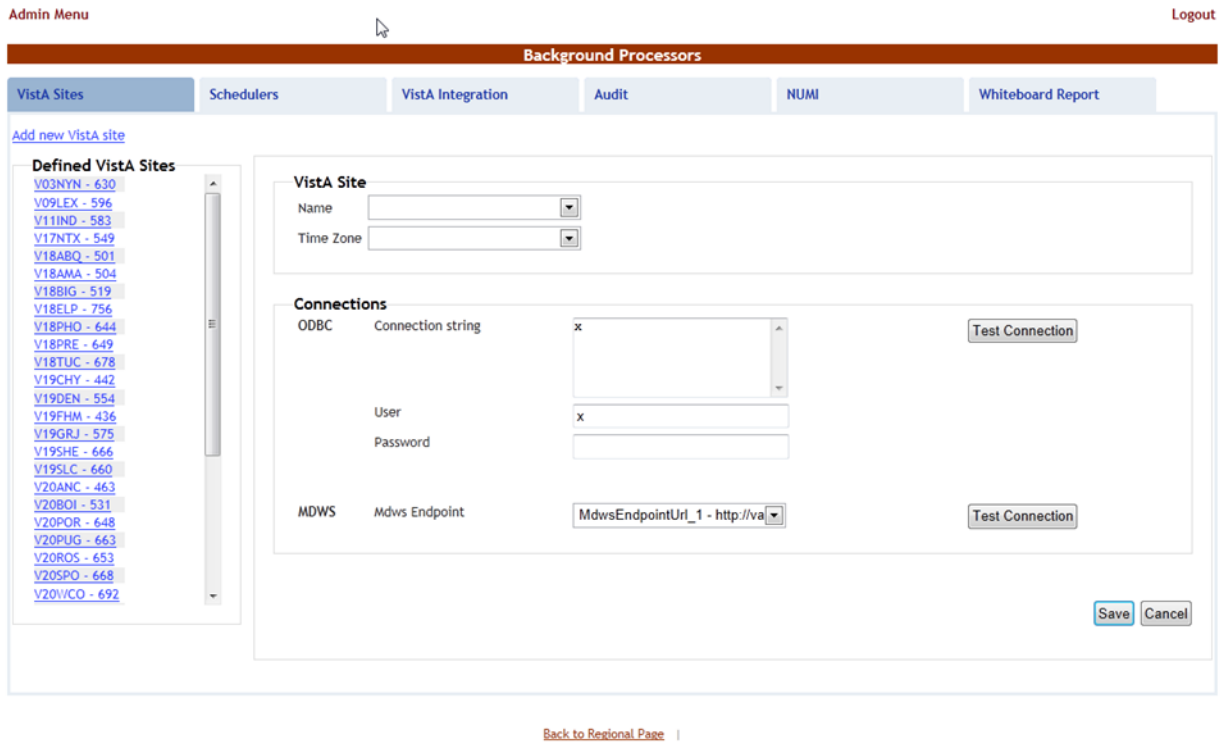


Figure 66-Adding a Vista Site

2. Click the Add new Vista site link then from the Vista Site area use the Name field to select the code of the site you want to add to the current Vista instance, and then select the Time Zone.

In the Connections area you can choose between two connection methods: ODBC, MDWS and VIA. Fill in the following data for the ODBC method:

Table 19-New Vista Site Parameters

Column	Description
Connection String	The connection string for the ODBC method.
User	The username for the connection.
Password	The password associated to the user account.
MDWS Endpoint	***MDWS available to be selected but no longer supported.
VIA	Select VIA connector.

You can use the Test Connection buttons to verify the connection and press the Save button to enter the data into the system.

The newly added site will be added in the sites list to the left of the screen.

2.8.2 Define Schedulers

The Schedulers tab from Background Processors page of Admin section displays a list of schedulers defined by user. It allows the user to add new schedulers, edit or remove old schedulers.

NOTE: To run the schedulers, the Vista Integration tab must be used (see next section Vista Integration

for details).

The Schedulers tab is displayed as in the following image:

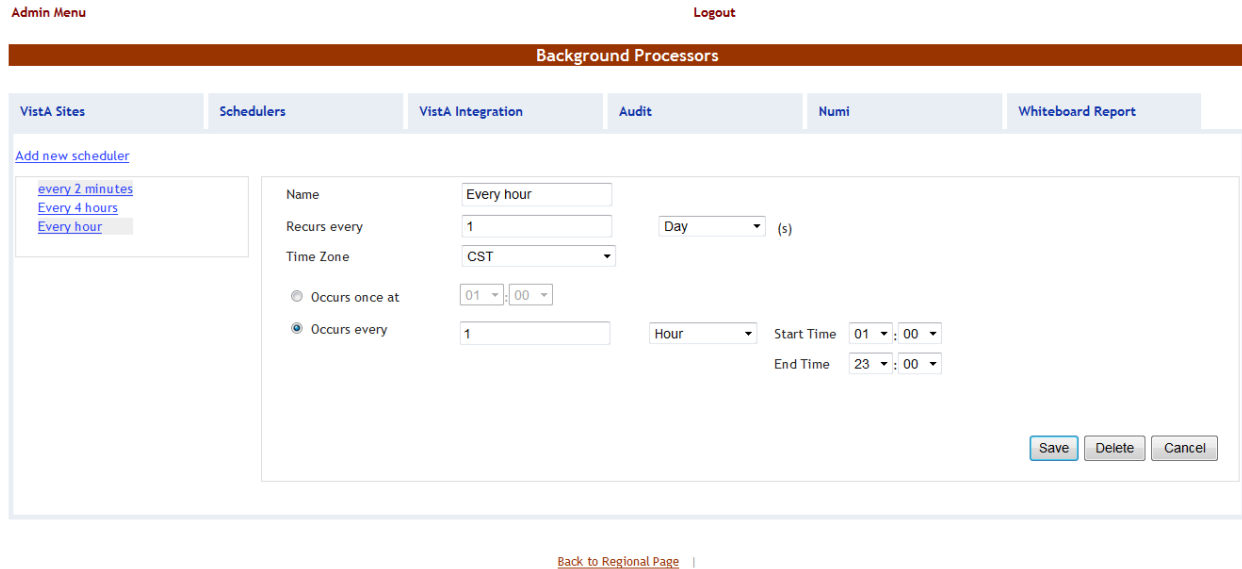


Figure 67-Schedulers Tab

2.8.2.1 Adding a New Scheduler

To add a new scheduler follow the steps presented below.

1. From the Background Processors page select the Schedulers tab.
2. In the Schedulers tab fill in the following data:

Table 20-New Scheduler Parameters

Column	Description
Name	The name of the scheduler.
Recurs every	The frequency.
Time Zone	Time zone associated with the scheduler.
Occurs once at/Occurs every	The frequency values.

After setting the desired frequency for the new scheduler, do not forget to press the Save button to enter the data into the system.

2.8.3 Run Scheduler

The VistA Integration tab is used to run (automatically or manually) the defined schedulers and to select which data categories will be affected by a scheduler’s action.

The VistA Integration tab is displayed as in the following image:

Background Processors

VistA Sites Schedulers VistA Integration Audit Numi Whiteboard Report

Current Method: MDWS Current Scheduler: V01BHS - 523

Category	Current Method	Current Scheduler
<input type="checkbox"/> ADT	MDWS	Every 4 hours
<input type="checkbox"/> Patients Pending Bed Placement List		
<input type="checkbox"/> Vocabularies		
<input type="checkbox"/> Orderable Item		
<input type="checkbox"/> Specialty		
<input type="checkbox"/> Treating Specialty	MDWS	Every hour
<input type="checkbox"/> Facility Movement Type		
<input type="checkbox"/> Entities		
<input type="checkbox"/> Hospital Location	MDWS	every 2 minutes
<input type="checkbox"/> Patient		
<input type="checkbox"/> Room Bed		
<input type="checkbox"/> Ward Location		
<input type="checkbox"/> Medical Center Division		

Details

Data:

Method:

Scheduler:

Run Job

Method:

Start Time: 09/07/12 :

End Time: 09/07/12 :

[Back to Regional Page](#) |

Figure 68-VistA Integration Tab

From the field in the upper part of the page select the VistA site where the scheduler(s) will run.

Next step:

- Either click one data category from the column to the left (its name will appear in the Data field) and then select a method and scheduler from the Method and Schedulers fields in the Details area: this will cause the selected scheduler to run at the time set for it in the Schedulers tab and to bring data from the selected category.
- Or select several data categories (using the check-boxes) then select a connection method from the Run Job area, set the Start time/End time and click the Run button: this will cause the scheduler set using the selected method to start running now and bring the data from the selected categories.

2.8.4 View Audit Results

The Audit tab displays the results of the operations performed in the VistA Integration tab.

The Audit tab is displayed as shown in the following image.

Background Processors

Vista Sites Schedulers Vista Integration Audit Numi Whiteboard Report

Vista site, V01BHS - 523

data types

- ADT
- Patients Pending Bed Placement List
- Vocabularies
 - Orderable Item
 - Specialty
 - Treating Specialty
 - Facility Movement Type
- Entities
 - Hospital Location
 - Patient
 - Room Bed
 - Ward Location
 - Medical Center Division

and method

- ODBC
- MDWS

with status

- Succeeded
- Failed
- Running
- Partially Succeeded

all audit log entries registered

- Today
- Last week
- Last month
- During this specific period

09/04/12 00:00 - 00:00

09/05/12 00:00 - 00:00

[Filter By](#)

[Back to Regional Page](#)

Figure 69- Audit Tab

The options to the left of the page allow the user to determine the filter criteria for the generated audit reports. The options to the right of the screen allow the user to select the type of operation to be captured by the audit report as well as the time interval for the audit.

After selecting the desired criteria, click the Filter by button to display the page as in the following image.

Background Processors

Vista Sites Schedulers Vista Integration Audit Numi Whiteboard Report

Vista site, V01BHS

data types

- ADT
- Waiting List
- Vocabularies
 - Orderable Item
 - Specialty
 - Treating Specialty
 - Facility Movement Type
- Entities
 - Hospital Location
 - Patient
 - Room Bed
 - Ward Location
 - Medical Center Division

and method

- ODBC
- MDWS

with status

- Succeeded
- Failed
- Running
- Partially Succeeded

all audit log entries registered

- Today
- Last week
- Last month
- During this specific period

09/10/12 00:00 - 00:00

09/11/12 00:00 - 00:00

[Filter By](#)

[Back to Regional Page](#)

Vista	Method	Date	Revs/His	Start Date	End Date	Launch Type	Parameters	Status	Details
V01BHS	MDWS	Specialty	112	08/10/12 10:19:01	08/10/12 10:19:04	Manual	(StartDate, 8/10/2012 12:00:00 AM)(EndDate, 8/10/2012 12:00:00 AM)	Succeeded	Details
V01BHS	MDWS	Treating Specialty	99	08/10/12 10:19:04	08/10/12 10:19:08	Manual	(StartDate, 8/10/2012 12:00:00 AM)(EndDate, 8/10/2012 12:00:00 AM)	Succeeded	Details
V01BHS	MDWS	Facility Movement Type	50	08/10/12 10:19:08	08/10/12 10:19:08	Manual	(StartDate, 8/10/2012 12:00:00 AM)(EndDate, 8/10/2012 12:00:00 AM)	Succeeded	Details
V01BHS	MDWS	Orderable Item	2045	08/10/12 10:19:08	08/10/12 10:19:41	Manual	(StartDate, 8/10/2012 12:00:00 AM)(EndDate, 8/10/2012 12:00:00 AM)	Succeeded	Details
V01BHS	MDWS	Specialty	113	08/10/12 10:25:40	08/10/12 10:25:41	Manual	(StartDate, 8/10/2012 12:00:00 AM)(EndDate, 8/10/2012 12:00:00 AM)	Succeeded	Details
V01BHS	MDWS	Treating Specialty	41	08/10/12 10:25:41	08/10/12 10:25:42	Manual	(StartDate, 8/10/2012 12:00:00 AM)(EndDate, 8/10/2012 12:00:00 AM)	Succeeded	Details
V01BHS	MDWS	Facility Movement Type	52	08/10/12 10:25:42	08/10/12 10:25:42	Manual	(StartDate, 8/10/2012 12:00:00 AM)(EndDate, 8/10/2012 12:00:00 AM)	Succeeded	Details
V01BHS	MDWS	Orderable Item	2048	08/10/12 10:25:42	08/10/12 10:25:49	Manual	(StartDate, 8/10/2012 12:00:00 AM)(EndDate, 8/10/2012 12:00:00 AM)	Succeeded	Details
V01BHS	MDWS	Orderable Item	2048	08/10/12 10:37:32	08/10/12 10:37:53	Manual	(StartDate, 8/10/2012 12:00:00 AM)(EndDate, 8/10/2012 12:00:00 AM)	Succeeded	Details
V01BHS	MDWS	Hospital Location	83	08/10/12 10:42:40	08/10/12 10:42:53	Manual	(StartDate, 8/10/2012 12:00:00 AM)(EndDate, 8/10/2012 12:00:00 AM)	Succeeded	Details
V01BHS	MDWS	Ward Location	21	08/10/12 10:42:53	08/10/12 10:42:53	Manual	(StartDate, 8/10/2012 12:00:00 AM)(EndDate, 8/10/2012 12:00:00 AM)	Succeeded	Details
V01BHS	MDWS	Room Bed	87	08/10/12 10:42:59	08/10/12 10:44:40	Manual	(StartDate, 8/10/2012 12:00:00 AM)(EndDate, 8/10/2012 12:00:00 AM)	Succeeded	Details
V01BHS	MDWS	Medical Center Division	9	08/10/12 10:44:40	08/10/12 10:44:40	Manual	(StartDate, 8/10/2012 12:00:00 AM)(EndDate, 8/10/2012 12:00:00 AM)	Succeeded	Details
V01BHS	MDWS	Orderable Item	2049	08/10/12 10:46:27	08/10/12 10:46:29	Manual	(StartDate, 8/10/2012 12:00:00 AM)(EndDate, 8/10/2012 12:00:00 AM)	Succeeded	Details
V01BHS	MDWS	Patient	205	08/10/12 10:46:36	08/10/12 10:46:42	Manual	(StartDate, 8/10/1960 12:00:00 AM)(EndDate, 8/10/2012 11:00:00 PM)	Succeeded	Details
V01BHS	MDWS	Orderable Item	2050	08/10/12 11:03:54	08/10/12 11:03:56	Manual	(StartDate, 8/10/2012 12:00:00 AM)(EndDate, 8/10/2012 12:00:00 AM)	Succeeded	Details
V01BHS	MDWS	Room Bed	87	08/10/12 12:18:44	08/10/12 12:18:48	Manual	(StartDate, 8/10/2012 12:00:00 AM)(EndDate, 8/10/2012 11:00:00 PM)	Succeeded	Details
V01BHS	MDWS	Room Bed	87	08/10/12 12:20:24	08/10/12 12:20:29	Manual	(StartDate, 8/10/2012 12:00:00 AM)(EndDate, 8/10/2012 11:00:00 PM)	Succeeded	Details
V01BHS	MDWS	Room Bed	87	08/10/12 12:24:13	08/10/12 12:24:17	Manual	(StartDate, 8/10/2012 12:00:00 AM)(EndDate, 8/10/2012 11:00:00 PM)	Succeeded	Details
V01BHS	MDWS	Room Bed	87	08/10/12 12:25:47	08/10/12 12:25:51	Manual	(StartDate, 8/10/2012 12:00:00 AM)(EndDate, 8/10/2012 11:00:00 PM)	Succeeded	Details

[Back to Regional Page](#)

Figure 70- View Audit Results

A list of operations is displayed. For each entry the following data is available:

Table 21-View Audit Results Columns Report

Column	Description
VistA	The VistA site where the audit action has been performed.
Method	The method used for connecting to the VistA site.
Data	The type of data retrieved by the VistA integration operation.
Rows no	The number of operations of the selected type captured by the audit action.
Start Date	The start date of the retrieval operation.
End Date	The end date of the retrieval operation.
Launch Type	The way the audit action has been launched.
Parameters	Audit operation start date and time, and end date and time.
Status	The status of the VistA integration action.
Details	Clicking this link will display the number of entries in the report.

2.9 NUMI Integration

This chapter describes the process of importing patient level of care information from NUMI.

NUMI connects to VistA for synchronization of patient data using the NUMI Web Service that is part of the Commercial Off the Shelf McKesson product. Authentication to the NUMI Web Service is done by a NUMI supplied secret key.

NUMI Patient Level of Care transaction involves the following steps:

- Change patient level of care in NUMI.
- BMS Reader component will detect the patient level of care in NUMI.
- Patient level of care will be retrieved through a web service method call.
- BMS Writer component will update patient level of care in BMS database.

Integration Settings

There are a limited number of configuration parameters for NUMI.

- Secret Key
- Number of sites per call
- Path to NUMI web service

These configurations are stored in BMS.Service.Host.exe.config

The current secret key is: <authorization key>

The number of site per call parameter how many sites will be bundled together in a transaction to NUMI. If this number is increased one should consider the frequency in which the calls are scheduled. Adding more sites will increase the transaction size and length.

Currently all NUMI servers operate on port 100 at the specified endpoint
<https://<servername>.aac.dva.va.gov/Inpatient.asmx>.

In order to integrate with NUMI certain steps should be completed:

1. Choose VistA site
2. Define Schedulers
3. Select Scheduler

2.9.1 Choose VistA Site

This step is the same as the one performed on VistA Integration process and can be referenced from [Section 2.7.1](#).

2.9.2 Define Schedulers

The process of defining schedulers can be referenced from Vista Integration process, [Section 2.7.2](#).

2.9.3 Select Scheduler

The NUMI tab is used to select the scheduler that will connect to the NUMI server and will retrieve data for a certain VistA site.

The NUMI tab is displayed as in the following image.



Figure 71-NUMI Tab

From the Schedulers field select the scheduler created to retrieve the NUMI data then click the Add button: following page is displayed.

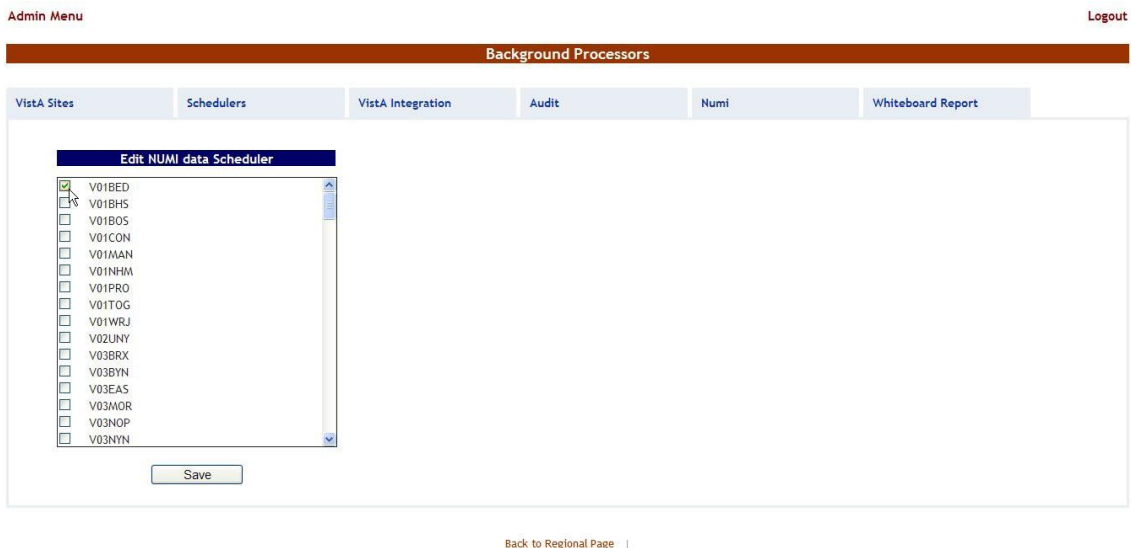


Figure 72- Selecting the VistA Site for NUMI data

Select the VistA site for which the selected scheduler will retrieve NUMI data then press the Save button. Use the Edit link to select a different site for which the scheduler should retrieve NUMI data.

3 Application structure

3.1 Application Components

BMS application consists of the following components:

- BMS Databases (BMS Database, BMS Authz, BMS EIS, BMS EVS, BMS_DS, BMS_DW, BMS InstanceStore and BMS History)
- BMS Services (BMS Service and Win ServiceHost)
 - BMS Service
 - Win Service Host (EIS Service, EVS Service, PAP service, PDP service, RS service and STS service)
- BMS Web Site
- WMI UserGroup

3.2 Application Directory Structure

BMS application directory is structured as is presented below:

```
+---Consoles
| +---PolicyManager
+---Databases
| \---SQLData
| | \---Job Logs
| | \---WMI_UserGroup
+---Services
| +---BMS
| | \---DBRepository
| | \---LinqToSql
| | \---LocalReportWhiteboard
| | \---Scripts
| +---EIS
| | \---DBRepository
| +---EVS
| | \---DBRepository
| +---PAP
| | \---DBRepository
| +---PDP
| +---RS
| +---Shared
```

```
| \---STS
+---WebSite
| +---bin
| | \--- LocalReportWhiteboard
| | \--- Scripts
| +---Content
| | \---images
| | +---themes
| | | +---base
| | | | \---images
| +---Reporting
| +---ReportsLocal
| +---Scripts
| \---Views
```

3.3 Database Architecture

The BMS Database implementation is comprised of three main parts:

- BMS Database
 - BMS_EVS (Enterprise Vocabulary database)
 - BMS_EIS (Entity Identification Services database)
 - BMS_AUTHZ (Authorization database)
 - BMS (Bed Management database).
 - BMS_History (BMS Transactional History)
 - BMS_InstanceStore (BMS Instances)
- BMS_DS – Data Loaded by an ETL job
- BMS_DW - Data Loaded by an ETL job

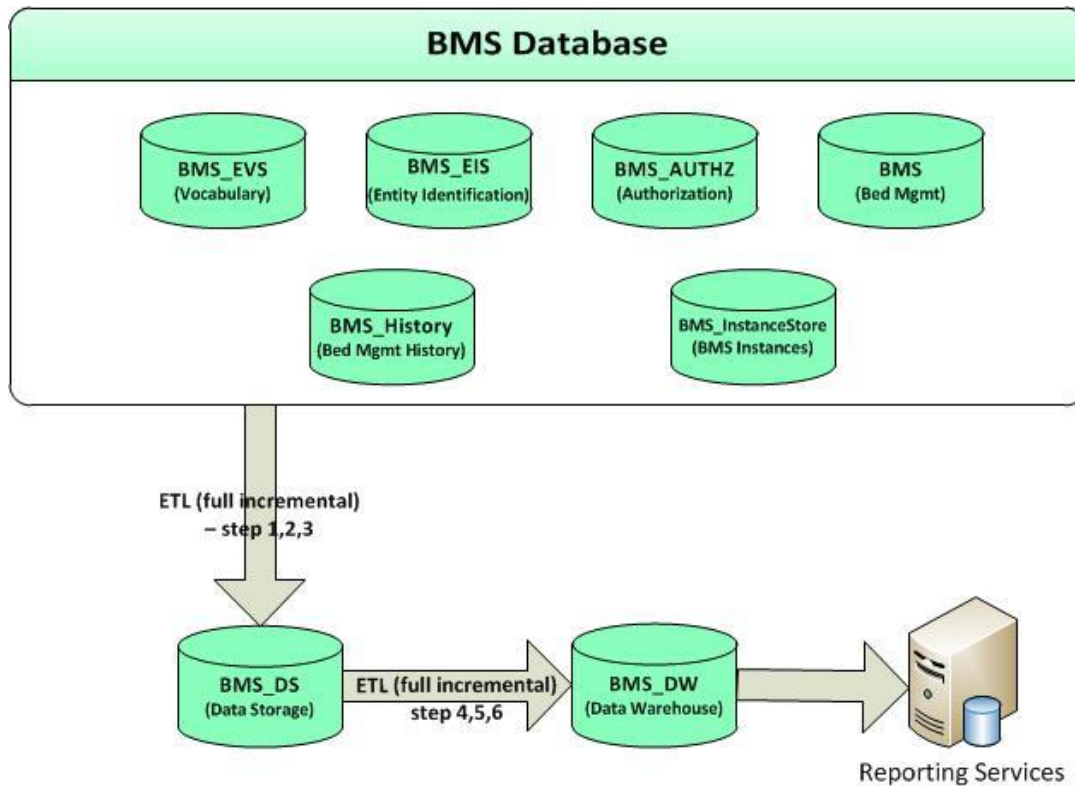


Figure 73-Database Architecture

3.4 Component Files

A list with files for each BMS component is presented below:

Table 22-BMS Database Files

Relative Path	File	Description
Databases\SQLData Databases\SQLData2 Databases\SQLLogs	BMS_Data.mdf	Database files (BMS database, BMS Authz, BMS EIS, BMS EVS....)
	BMS_Data_F.ndf	
	BMS_Log.ldf	
	BMS_AUTHZ_Data.mdf	
	BMS_AUTHZ_Log.ldf	
	BMS_DS_Data.mdf	
	BMS_DS_Data_F.ndf	
	BMS_DS_Log.ldf	
	BMS_DW_Data.mdf	
	BMS_DW_Log.ldf	
BMS_EIS_Data.mdf		

Relative Path	File	Description
	BMS_EIS_Data_F.ndf	
	BMS_EIS_Log.ldf	
	BMS_EVS_Data.mdf	
	BMS_EVS_Data.ndf	
	BMS_EVS_Log.ldf	
	BMS_HISTORY_Data.mdf	
	BMS_HISTORY_Data_F.ndf	
	BMS_HISTORY_Log.ldf	
	BMS_InstanceStore_Data.mdf	
	BMS_InstanceStore_Log.ldf	
Databases\SQLData\Job_Logs	BMS_Reports_Log.txt	BMS Report Full job file log and BMS Incremental job file log.
	BMS_Reports_Log_Incremental.txt	
Databases\SQLData\WMI_UserGroup	AdapterRepository.dll	Binaries of WMI UserGroup application.
	Common.dll	
	connectionConfiguration.config	
	Connections.SingleDatabase.dll	
	ContextWriter.dll	
	General.MT.dll	
	Infoworld.Configuration.dll	
	LOOP_IT.bat	
	MessageRequest.bat	
	MiddleTier.dll	
	MS.Common.dll	
	MS.Configuration.dll	
	MS.Connections.dll	
	PowerShellMessageRequest.ps1	
	WMI_UserGroup.exe	
	WMI_UserGroup.exe.config	
	WMI_UserGroup.vshost.exe	
	WMI_UserGroup.vshost.exe.config	
	WMI_UserGroup.vshost.exe.manifest	

Relative Path	File	Description
Databases\SQLData\WMI_UserGroup\DBRepository	Connections.xml	File used to set the connection to the database.
	InfoWorld.WMI_UserGroup.DTO.DTOPermissions.xml	
	InfoWorld.WMI_UserGroup.DTO.DTOUserGroupDomain.xml	XML mapping file which contain mapping definitions between ePractice datasets and SQL tables. The dataset is specified by setting the <MyDataSetInfo> tag. The table to interact with – specified through the <MyDataTable> tag – is defined by four commands – usually stored procedures – which represent the Create, Read, Update and Delete (CRUD) operations which can be performed on the table: select (Read), insert (Create), update (Update) and delete (Delete). Stored procedure parameters are passed from these datasets and mapped in the same XML file.

Table 23-BMS Service Files

Relative Path	File	Description
Services\BMS	AdapterRepository.dll	The binaries of the BMS Service.
	AuditTrailSender.dll	
	AuthenticationProxy.dll	
	AuthorizationSubscriber.dll	
	BMS.Contracts.dll	
	BMS.Facade.dll	
	BMS.Facade.Contracts.dll	
	BMS.Host.dll	
	BMS.MT.dll	
	BMS.MT.dll.config	
	BMS.Numi.dll	

Relative Path	File	Description
	BMS.Schedulers.dll	
	BMS.Security.dll	
	BMS.ServiceHost.exe	
	BMS.ServiceHost.exe.config	
	BMS.ServiceImplementation.dll	
	BMS.ServicesWrapper.dll	
	BMS.Utils.dll	
	BMS.VistaIntegration.dll	
	BMS.VistaIntegration.Cache.dll	
	BMS.VistaIntegration.Data.dll	
	BMS.VistaIntegration.HL7.dll	
	BMS.VistaIntegration.Mdws.dll	
	BMS.VistaIntegration_Accessor.dll	
	BMS.VistaWorker.dll	
	BMS.VistaWorker2.Writer.dll	
	BMS.WhiteboardReport.dll	
	BMS.Workflows.CustomActivities.dll	
	BMS.Workflows.PropertyPromotionActivity.dll	
	BMS.Workflows.WF.dll	
	Common.dll	
	connectionConfiguration.config	
	Connections.SingleDatabase.dll	
	ContextWriter.dll	
	DataUtil.dll	
	General.MT.dll	
	HL7DataTypes.dll	
	IContracts.dll	
	ICTSEdit.dll	
	Infoworld.Configuration.dll	
	InterSystems.Data.CacheClient.dll	
	log4net.dll	
	Mdws2ORM.dll	

Relative Path	File	Description
	MiddleTier.dll	
	MS.Common.dll	
	MS.Configuration.dll	
	MS.Connections.dll	
	RS.Contracts.dll	
	Saml20.dll	
	SecurityTokenCache.dll	
	Tracing.dll	
	VistASites.xml	
	Xacml2.dll	
	XacmlCore.dll	
Services\BMS\DBRepository	BMS.MT.Admission.xml	XML mapping files which contains mapping definitions between ePractice datasets and SQL tables. The dataset is specified by setting the <MyDataSetInfo> tag. The table to interact with – specified through the <MyDataTable> tag – is defined by four commands – usually stored procedures – which represent the CRUD operations which can be performed on the table: select (Read), insert (Create), update (Update) and delete (Delete). Stored procedure parameters are passed from these datasets and mapped in the same XML file. Connections.xml file is used to set the connection string to BMS database.
	BMS.MT.AdmissionInfo.xml	
	BMS.MT.AdmissionLevelOfCare.xml	
	BMS.MT.AdmissionOrder.xml	
	BMS.MT.BedCleanInfo.xml	
	BMS.MT.BedCleaning.xml	
	BMS.MT.BedCleanMobileInfo.xml	
	BMS.MT.BedDNDAndOOSFromVista.xml	
	BMS.MT.BedOccupancyCount.xml	
	BMS.MT.BedOccupancyInfo.xml	
	BMS.MT.BedStaff.xml	
	BMS.MT.BedStaffHistory.xml	
	BMS.MT.BedSwitch.xml	
	BMS.MT.BedUnavailable.xml	
	BMS.MT.BedUnavailableHistory.xml	
	BMS.MT.BedUnavailableInfo.xml	
	BMS.MT.BPLastRun	
	BMS.MT.CancelableOrderInfo.xml	
	BMS.MT.Configuration.xml	
	BMS.MT.DischargeAppointment.xml	
	BMS.MT.DischargeEvent.xml	

Relative Path	File	Description
	BMS.MT.DischargeOrder.xml	
	BMS.MT.Diversion.xml	
	BMS.MT.EmsStaff.xml	
	BMS.MT.EvacuationPatients.xml	
	BMS.MT.HospitalLocationAppointment.xml	
	BMS.MT.IconAssociation.xml	
	BMS.MT.IconAssociationInfo.xml	
	BMS.MT.IconDetail.xml	
	BMS.MT.IconInfo.xml	
	BMS.MT.IconOrder.xml	
	BMS.MT.JobAudit.xml	
	BMS.MT.JobAuditInfo.xml	
	BMS.MT.JobAuditOperations.xml	
	BMS.MT.LastActInfo.xml	
	BMS.MT.LoggedUser.xml	
	BMS.MT.MissingAdmission.xml	
	BMS.MT.MovementEvent.xml	
	BMS.MT.Movementlen.xml	
	BMS.MT.MovementOrder.xml	
	BMS.MT.MovementWithoutBed.xml	
	BMS.MT.NewEvent.xml	
	BMS.MT.OccupiedBedInfo.xml	
	BMS.MT.PatientIcon	
	BMS.MT.PatientIconAssociation.xml	
	BMS.MT.PatientLocation.xml	
	BMS.MT.PatientsWaitingCount.xml	
	BMS.MT.PatientWaitingDateView.xml	
	BMS.MT.PatientWaitingStandardView.xml	
	BMS.MT.ScheduledAdmission.xml	
	BMS.MT.SpecialtyTransfer.xml	
	BMS.MT.Transfer.xml	
	BMS.MT.TransferInfo.xml	

Relative Path	File	Description
	BMS.MT.UpdatingPatient.xml	
	BMS.MT.VistaIntegrationLog.xml	
	BMS.MT.VistaOperation.xml	
	BMS.MT.VistaPatientIen.xml	
	BMS.MT.WaitingListItem.xml	
	BMS.MT.WaitingListReport.xml	
	ConfigurationService.DataAccess.ConfigurationsBE.xml	
	Connections.xml	
Services\BMS\LocalReportWhiteboard	WardWhiteboard.rdlc	Ward whiteboard report file.
Services\BMS\Scripts	conditional-validation.js	JavaScript conditional validation file.

Table 24-WIN Service Host Files

Relative Path	File	Description
Services\EIS	BindingExtensions.dll	Binaries of the EIS Service.
	DTOGenericService.dll	
	DTOHL7Service.dll	
	EISAuditUtil.dll	
	EISAutomaticLink.dll	
	EISCache.dll	
	EISContracts.dll	
	EISDataAccess.dll	
	EISNotifications.dll	
	EISServiceGenericImplementation.dll	
	EISServiceHL7Implementation.dll	
	EISServiceImplementation.dll	
	EISServiceImplementation.dll.config	
ICSharpCode.SharpZipLib.dll		
	Connections.xml	XML mapping files which contains mapping definitions between ePractice datasets and SQL tables. The dataset is specified by setting the <MyDataSetInfo> tag. The table
	InfoWorld.EIS.DTOGenericService.DTOAutomaticLink.xml	

Relative Path	File	Description
Services\EIS\DBRepository	InfoWorld.EIS.DTOGenericService.DTODomain.xml	to interact with – specified through the <MyDataTable> tag – is defined by four commands – usually stored procedures – which represent the CRUD operations which can be performed on the table: select
	InfoWorld.EIS.DTOGenericService.DTOEntity.xml	
	InfoWorld.EIS.DTOGenericService.DTOEntityType.xml	(Read), insert (Create), update (Update) and delete (Delete). Stored procedure parameters are passed from these datasets and mapped in the same XML file. Connections.xml file is used to set the connection string to BMS_EIS database.
	InfoWorld.EIS.DTOGenericService.DTOEntityTypeClassifier.xml	
	InfoWorld.EIS.DTOGenericService.DTOEntityTypeTraitCoresp.xml	
	InfoWorld.EIS.DTOGenericService.DTOTrait.xml	
	InfoWorld.EIS.DTOGenericService.DTOTraitAssignment.xml	
	InfoWorld.EIS.DTOGenericService.EntityManagement.DTOEntityManageLink.xml	
	InfoWorld.EIS.DTOGenericService.EntityManagement.DTOEntityMerge.xml	
	InfoWorld.EIS.DTOGenericService.EntityManagement.DTOEntitySetStatus.xml	
	InfoWorld.EIS.DTOGenericService.LinkAlgorithmManagement.LinkAlgorithmTrait.xml	
	InfoWorld.EIS.DTOGenericService.LinkAlgorithmManagement.LinkAlgorithmTraits.xml	
	InfoWorld.EIS.DTOGenericService.LinkAlgorithmManagement.Match.xml	
	InfoWorld.EIS.DTOGenericService.QueryFunctions.DTOConflictingEntities.xml	
	InfoWorld.EIS.DTOGenericService.QueryFunctions.DTOFindEntity.xml	
	InfoWorld.EIS.DTOGenericService.QueryFunctions.DTOGetAllInfoPar.xml	
	InfoWorld.EIS.DTOGenericService.QueryFunctions.DTOGetAllInformationForAnEntity.xml	
	InfoWorld.EIS.DTOGenericService.QueryFunctions.DTOGetSupportedDomains.xml	
	InfoWorld.EIS.DTOGenericService.QueryFunctions.DTOLinkedEntities.xml	
	InfoWorld.EIS.DTOHL7Service.Address.xml	
	InfoWorld.EIS.DTOHL7Service.Container.xml	
	InfoWorld.EIS.DTOHL7Service.ContainerFilter.xml	
	InfoWorld.EIS.DTOHL7Service.ContainerInfo.xml	

Relative Path	File	Description
	InfoWorld.EIS.DTOHL7Service.Device.xml	
	InfoWorld.EIS.DTOHL7Service.DeviceFilter.xml	
	InfoWorld.EIS.DTOHL7Service.DeviceInfo.xml	
	InfoWorld.EIS.DTOHL7Service.ManufacturedMaterial.xml	
	InfoWorld.EIS.DTOHL7Service.ManufacturedMaterialFilter.xml	
	InfoWorld.EIS.DTOHL7Service.ManufacturedMaterialInfo.xml	
	InfoWorld.EIS.DTOHL7Service.Material.xml	
	InfoWorld.EIS.DTOHL7Service.MaterialFilter.xml	
	InfoWorld.EIS.DTOHL7Service.MaterialInfo.xml	
	InfoWorld.EIS.DTOHL7Service.NonPersonLivingSubject.xml	
	InfoWorld.EIS.DTOHL7Service.NonPersonLivingSubjectFilter.xml	
	InfoWorld.EIS.DTOHL7Service.NonPersonLivingSubjectInfo.xml	
	InfoWorld.EIS.DTOHL7Service.Organization.xml	
	InfoWorld.EIS.DTOHL7Service.OrganizationFilter.xml	
	InfoWorld.EIS.DTOHL7Service.OrganizationInfo.xml	
	InfoWorld.EIS.DTOHL7Service.Person.xml	
	InfoWorld.EIS.DTOHL7Service.PersonFilter.xml	
	InfoWorld.EIS.DTOHL7Service.PersonInfo.xml	
	InfoWorld.EIS.DTOHL7Service.Place.xml	
	InfoWorld.EIS.DTOHL7Service.PlaceFilter.xml	
	InfoWorld.EIS.DTOHL7Service.PlaceInfo.xml	
	InfoWorld.EIS.DTOHL7Service.Telecom.xml	
	InfoWorld.WSEventing.DTO.CustomSubscriptions.xml	
	InfoWorld.WSEventing.DTO.Endpoints.xml	
	InfoWorld.WSEventing.DTO.FilterDialects.xml	

Relative Path	File	Description
	InfoWorld.WSEventing.DTO.Message.xml	
	InfoWorld.WSEventing.DTO.MessageGet.xml	
	InfoWorld.WSEventing.DTO.MessageGetDeliveryTo.xml	
	InfoWorld.WSEventing.DTO.Subscriptions.xml	
Services\EVS	ActionManager.dll	Binaries of EVS service.
	BindingExtensions.dll	
	CodingSystems.DAL.dll	
	Configuration.dll	
	connectionConfiguration.config	
	Connections.Common.dll	
	CTSEdit.dll	
	CTSEdit.Utils.dll	
	CTSEditBulk.dll	
	CTSEditExport.dll	
	CTSEditImport.dll	
	CTSEditImportProxy.dll	
	CTSService.Utils.dll	
	DTOMappingEdit.dll	
	DTOMapping.dll	
	DTOMessageBrowser.dll	
	DTOMessageEdit.dll	
	DTOMessageRuntime.dll	
	DTOVocabularyEdit.dll	
	DTOVocabularyEdit.dll.config	
	EVSWrapper.dll	
	EVSWrapper.dll.config	
	ExportCS.xls	
Factory.dll		
HL7DataTypes.XmlSerializers.dll		
ICContracts.dll		
ICSharpCode.SharpZipLib.dll		

Relative Path	File	Description
	ICTSEdit.dll	
	ICTSEditBulk.dll	
	ICTSEExport.dll	
	ICTSImport.dll	
	IEventing.dll	
	MappingImpl.dll	
	Message.dll	
	MessageImpl.dll	
	MessageImpl.dll.config	
	MS.Caching.dll	
	Notify.dll	
	SecureChannel.dll	
	Security.Null.dll	
	securityConfiguration.config	
	VocabularyBrowser.DTO.dll	
	VocabularyImpl.dll	
	VocabularyRuntime.DTO.dll	
	XamlContracts.dll	
	XamlDataContracts.dll	
	XamlImpl.dll	
Services\EVS\DBRepository	Connections.xml	XML mapping files which contains mapping definitions between ePractice datasets and SQL tables. The dataset is specified by setting the <MyDataSetInfo> tag. The table to interact with – specified through the <MyDataTable> tag – is defined by four commands – usually stored procedures – which represent the CRUD operations which can be performed on the table: select (Read), insert (Create), update (Update) and delete (Delete). Stored procedure parameters are passed from these datasets and mapped in the same XML file. Connections.xml file is used to set the connection string to BMS_EVS database.
	InfoWorld.EVS.CTSEdit.DTO.Association.xml	
	InfoWorld.EVS.CTSEdit.DTO.CodingSystem.xml	
	InfoWorld.EVS.CTSEdit.DTO.Concept.xml	
	InfoWorld.EVS.CTSEdit.DTO.ConceptAssociationsToCMultiAttrib.xml	
	InfoWorld.EVS.CTSEdit.DTO.ConceptProperty.xml	
	InfoWorld.EVS.CTSEdit.DTO.DSMap.xml	
	InfoWorld.EVS.CTSEdit.DTO.DSMapEntry.xml	
	InfoWorld.EVS.CTSEdit.DTO.DTORExpandValueSet.xml	
	InfoWorld.EVS.CTSEdit.DTO.DTOValueSet.xml	

Relative Path	File	Description
	InfoWorld.EVS.CTSEdit.DTO.DTOVocabularyDomain.xml	
	InfoWorld.EVS.CTSEdit.DTO.Relation.xml	
	InfoWorld.EVS.CTSEdit.DTO.ValueSets.xml	
	InfoWorld.EVS.CTSMAPI.DTO.CodeSystemInfo.xml	
	InfoWorld.EVS.CTSMAPI.DTO.DomainValueSetFiltr.xml	
	InfoWorld.EVS.CTSMAPI.DTO.DSConceptsByCode.xml	
	InfoWorld.EVS.CTSMAPI.DTO.DSConceptsByCodeProperties.xml	
	InfoWorld.EVS.CTSMAPI.DTO.DSConceptsByDesignation.xml	
	InfoWorld.EVS.CTSMAPI.DTO.DSConceptsByDesignationProperties.xml	
	InfoWorld.EVS.CTSMAPI.DTO.DSFullValueSetDescription.xml	
	InfoWorld.EVS.CTSMAPI.DTO.DSValueSetContextExpansion.xml	
	InfoWorld.EVS.CTSMAPI.DTO.DSValueSetExpansion.xml	
	InfoWorld.EVS.CTSMAPI.DTO.DSValueSetExpansionProperties.xml	
	InfoWorld.EVS.CTSMAPI.DTO.DSValueSetExpansionReverse.xml	
	InfoWorld.EVS.CTSMAPI.DTO.DSVocabularyDomainDescription.xml	
	InfoWorld.EVS.CTSMAPI.DTO.GetFillInDetailsCD.xml	
	InfoWorld.EVS.CTSMAPI.DTO.IsCodeInValueSet.xml	
	InfoWorld.EVS.CTSMAPI.DTO.ValidateCode.xml	
	InfoWorld.EVS.CTSMAPI.DTO.ValueSetCodeReference.xml	
	InfoWorld.EVS.CTSMAPI.DTO.ValueSetFiltr.xml	
	InfoWorld.EVS.CTSMAPI.DTO.VocabularyDomainFiltr.xml	
	InfoWorld.EVS.CTSMMapping.DTO.DSMapConceptCode.xml	
	InfoWorld.EVS.CTSMMapping.DTO.DSMapEntry.xml	
	InfoWorld.EVS.CTSMMapping.DTO.DSSupportedMapsFiltr.xml	
	InfoWorld.EVS.CTSVAPI.DTO.CodeSystem.xml	

Relative Path	File	Description
	InfoWorld.EVS.CTSVAPI.DTO.CodeSystemFiltr.xml	
	InfoWorld.EVS.CTSVAPI.DTO.CodingSchemeFiltr.xml	
	InfoWorld.EVS.CTSVAPI.DTO.ConceptCodeValid.xml	
	InfoWorld.EVS.CTSVAPI.DTO.ConceptDescription.xml	
	InfoWorld.EVS.CTSVAPI.DTO.ConceptExpansion.xml	
	InfoWorld.EVS.CTSVAPI.DTO.ConceptProperties.xml	
	InfoWorld.EVS.CTSVAPI.DTO.ConceptsByDesignation.xml	
	InfoWorld.EVS.CTSVAPI.DTO.ConceptsByProperty.xml	
	InfoWorld.EVS.CTSVAPI.DTO.Designation.xml	
	InfoWorld.EVS.CTSVAPI.DTO.RelatedConcepts.xml	
	InfoWorld.EVS.DTOEditBulk.ConceptBulk.xml	
	InfoWorld.EVS.DTOEditBulk.ConceptPropertyBulk.xml	
	InfoWorld.EVS.DTOEditBulk.RelationBulk.xml	
	InfoWorld.WSEventing.DTO.CustomSubscriptions.xml	
	InfoWorld.WSEventing.DTO.Endpoints.xml	
	InfoWorld.WSEventing.DTO.FilterDialects.xml	
	InfoWorld.WSEventing.DTO.Message.xml	
	InfoWorld.WSEventing.DTO.MessageGet.xml	
	InfoWorld.WSEventing.DTO.MessageGetDeliveryTo.xml	
	InfoWorld.WSEventing.DTO.Subscriptions.xml	
	XamlDataContracts.DSXamlReverse.xml	
	XamlDataContracts.RootXaml.xml	
	XamlDataContracts.XAMLFiltr.xml	
Services\PAP	ActionManager.dll	Binaries of PAP service.
	AuthorizationProxy.dll	
	Configuration.dll	

Relative Path	File	Description
	connectionConfiguration.config	

Relative Path	File	Description
	Connections.Common.dll	
	Microsoft.ApplicationBlocks.Data.dll	
	Microsoft.ApplicationBlocks.ExceptionManagement.dll	
	Microsoft.ApplicationBlocks.ExceptionManagement.Interfaces.dll	
	Microsoft.Practices.EnterpriseLibrary.Common.dll	
	Microsoft.Practices.EnterpriseLibrary.ExceptionHandling.dll	
	Microsoft.Practices.EnterpriseLibrary.ExceptionHandling.Logging.dll	
	Microsoft.Practices.EnterpriseLibrary.Logging.dll	
	Microsoft.Practices.ObjectBuilder.dll	
	MS.Caching.dll	
	ObjectPickerHelper2.dll	
	PAPProxy.dll	
	PDPServiceAuthorizationManager.dll	
	PolicyAdministrationPoint.dll	
	PolicyAdministrationPoint.dll.config	
	SecureChannel.dll	
Security.Null.dll		
Services\PAP\DBRepository	Connections.xml	XML mapping files which contains mapping definitions between ePractice datasets and SQL tables. The dataset is specified by setting the <MyDataSetInfo> tag. The table to interact with – specified through the <MyDataTable> tag – is defined by four commands – usually stored procedures – which represent the CRUD operations which can be performed on the table: select (Read), insert (Create), update (Update) and delete (Delete). Stored procedure parameters are passed from these datasets
	InfoWorld.DE.DataAccess.LabSet.xml	
	InfoWorld.DE.DataAccess.LabSetId.xml	
	InfoWorld.DE.DataAccess.SentStatus.xml	
	InfoWorld.WSEventing.DTO.CustomSubscriptions.xml	
	InfoWorld.WSEventing.DTO.Endpoints.xml	
	InfoWorld.WSEventing.DTO.FilterDialects.xml	
	InfoWorld.WSEventing.DTO.Message.xml	

Relative Path	File	Description
	InfoWorld.WSEventing.DTO.MessageGet.xml	and mapped in the same XML file. Connections.xml file is used to set the connection string to BMS_AURHZ database.
	InfoWorld.WSEventing.DTO.MessageGetDeliveryTo.xml	
	InfoWorld.WSEventing.DTO.Subscriptions.xml	
Services\PDP	PolicyDecisionPoint.dll	Binaries of PDP service.
	PolicyDecisionPoint.dll.config	
Services\RS	AuthorizationProxy.dll	Binaries of RS service.
	RS.Contracts.dll	
	RS.Proxy.dll	
	RS.ServiceImplementation.dll	
	RS.ServiceImplementation.dll.config	
Services\Shared	7zip.dll	Shared binaries by BMS Service and Win Service.
	AdapterRepository.dll	
	AuditTrailSender.dll	
	AuthorizationSubscriber.dll	
	BindingExtensions.dll	
	Common.dll	
	CommonResources.dll	
	Connections.SingleDatabase.dll	
	ContextWriter.dll	
	DataUtil.dll	
	General.MT.dll	
	HL7CDA.dll	
	HL7CMET.dll	
	HL7DataTypes.dll	
	ICSharpCode.SharpZipLib.dll	
	Infoworld.Configuration.dll	
	log4net.dll	
	MiddleTier.dll	
	MS.Common.dll	
	MS.Configuration.dll	
MS.Connections.dll		

Relative Path	File	Description
	MS.Security.dll	
	SamI20.dll	
	SecurityTokenCache.dll	
Relative Path	File	Description
	Tracing.dll	
	WSEventing.dll	
	WSEventing.DataAccess.dll	
	WSEventing.DTO.dll	
	Xacml2.dll	
	XacmlCore.dll	
Services\STS	SecureTokenService.dll	Binaries of STS service.
	SecureTokenService.dll.config	
	SecureTokenService.dll.verbose	
Services	WinServiceHost.exe	WinServiceHost files.
	WinServiceHost.exe.config	
	BMS-Services.log	
	SecurityHost.exe	
	SecurityHost.exe.config	
	connectionConfiguration.config	

Table 25-BMS Website Files

Relative Path	File	Description
WebSite	CacheService.svc	The binaries of the BMS Web Site, web site configuration file.
	Global.asax	
	packages.config	
	Web.config	
	WebTrace.log	
	additional_login_msg.txt	Dynamic text for main login page
WebSite\bin	AntiXSSLibrary.dll	Web site's binaries.
	AuditTrailSender.dll	
	AuthenticationProxy.dll	
	BMS.Contracts.dll	

Relative Path	File	Description
	BMS.Facade.Contracts.dll	
	BMS.Facade.dll	
	BMS.PAPContracts.dll	
	BMS.Security.dll	
	BMS.ServicesWrapper.dll	
	BMS.Utils.dll	
	BMS.Web.dll	
	DevExpress.Data.v20.1.dll	DevExpress
	DevExpress.Office.v20.1.Core.dll	DevExpress
	DevExpress.Pdf.v20.1.Core.dll	DevExpress
	DevExpress.Printing.v20.1.Core.dll	DevExpress
	DevExpress.RichEdit.v20.1.Core.dll	DevExpress
	DevExpress.Utils.v20.1.dll	DevExpress
	DevExpress.Web.Mvc5.v20.1.dll	DevExpress
	DevExpress.Web.v20.1.dll	DevExpress
	EISContracts.dll	
	HL7DataTypes.dll	
	HtmlAgilityPack.dll	
	HtmlSanitizationLibrary.dll	
	IContracts.dll	
	ICTSEdit.dll	
	Infoworld.Configuration.dll	
	log4net.dll	
	log4netAsync.dll	
	Microsoft.ReportViewer.Common.dll	
	Microsoft.ReportViewer.DataVisualization.dll	
	Microsoft.ReportViewer.ProcessingObjectModel.dll	
	Microsoft.ReportViewer.WebForms.dll	
	Microsoft.Web.Infrastructure.dll	
	Microsoft.Web.Mvc.dll	
	RS.Contracts.dll	
	Saml20.dll	
	SecurityTokenCache.dll	
	System.Web.Helpers.dll	
	System.Web.Mvc.dll	

Relative Path	File	Description
	System.Web.Razor.dll	
	System.Web.WebPages.Deployment.dll	
	System.Web.WebPages.dll	
	System.Web.WebPages.Razor.dll	
	Tracing.dll	
	Xacml2.dll	
	XacmlCore.dll	
WebSite\bin\LocalReportWhiteboard	WardWhitebord.rdlc	Ward Whiteboard report file.
WebSite\bin\Scripts	Conditional-validation.js	File used by the site for conditional validation.
WebSite\Content	bundleCss.chirp.config	Images, themes and styles.
	Controls.css	
	LayoutCss.min.css	
	LayoutVistaIntegrationCss.min.css	
	Reports.css	
	Reports.min.css	
	Site.css	
WebSite\Content\images	add_tab_24.png	Images used by site.
	arrow_down.png	
	arrow_up.png	
	BMSLogoV6.jpg	
	check_inv.png	
	edit_staff_cancel.png	
	edit_staff_save.png	
	FavIcon.ico	
	Info.png	
	Ladybug.png	
	login_logo.png	
	logo.png	
	order_down.png	
	order_up.png	
	sort_down.png	
	sort_up.png	
WebSite\Content\images\EVS	30day.png	
	Ambulatory.png	
	AnticipatedDischarge.png	
	BedCleaned.png	
	Bedhold.png	
	BedInIsolation.png	
	BedNeedsCleaning	
	BedOutOfService(BedBoard).png	

Relative Path	File	Description
	BedOutOfService(Vista).png	
	Blankroom.png	
	Blue Arrow.png	
	Blue Arrow_inactive.png	
	Blue Box.png	
	Blue Box_inactive.png	
	Blue Caution.png	
	Blue Caution_inactive.png	
	Blue Circle.png	
	Blue Circle_inactive.png	
	Blue Diamond.png	
	Blue Diamond_inactive.png	
	Blue Heart.png	
	Blue Heart_inactive.png	
	Blue X.png	
	Blue X_inactive.png	
	Bluestar.png	
	Bluestar_inactive.png	
	Browncircle.png	
	Browncircle_inactive.png	
	Buckle.png	
	Choking.png	
	CleaningBed.png	
	Close Observation (Patient).png	
	Convalescent (P).png	
	Convalescent (R).png	
	Convalescent Icon (P).png	
	Convalescent Icon (P)_inactive.png	
	Convalescent Icon (R).png	
	Convalescent Icon (R)_inactive.png	
	Dialysis.png	
	DischargeOrdered.png	
	DIVERT.png	
	DMFS.png	
	DMFS_inactive.png	
	Electricwc.png	
	EMSNotified.png	
	Evacuate.png	
	Fall.png	
	Flu Confirmed.png	
	Flu Confirmed_inactive.png	
	Flu Confirmed2.png	
	Flu Confirmed2_inactive.png	

Relative Path	File	Description
	Flu_Risk2.png	
	Green Circle.png	
	Green Circle_inactive.png	
	Greenstar.png	
	Greenstar_inactive.png	
	Hearingimpaired.png	
	InterwardTransfer.png	
	Legal.png	
	Lift Equipment (Patient) (EM).png	
	Lift Equipment (Room).png	
	NegativePressure.png	
	Negpres.png	
	NumiGreen.png	
	NumiRed.png	
	NumiYellow1.png	
	Observation.png	
	Oneto1.png	
	Orange Circle.png	
	Orange Circle_inactive.png	
	Orange Star.png	
	Orange Star_inactive.png	
	Oxygen (Patient) (EM).png	
	PAC Icon 2.png	
	PAC Icon 2_inactive.png	
	PatientSymbol.png	
	PICC.png	
	Placementproblem.png	
	Privateroompt.png	
	PTOptOut.png	
	Purplestar.png	
	Purplestar_inactive.png	
	Red Stop.png	
	Red Stop_inactive.png	
	Redflag.png	
	Redflag_inactive.png	
	Redstar.png	
	Redstar_inactive.png	
	Region.png	
	Respiratory Therapy (Patient).png	
	RoomBedSymbol.png	
	Samename.png	
	Scripts.png	
	Seizure.png	

Relative Path	File	Description
	Serviceanimal.png	
	Shared Bathroom (Room).png	
	Specmattress.png	
	Stretcher (Patient) (EM).png	
	Suicide Risk.png	
	Telemetry (Patient).png	
	Telemetry (Room).png	
	Ventilator (Patient) (EM).png	
	VirusBlack.png	
	VirusRed.png	
	VirusRed_inactive.png	
	Visuallyimpaired.png	
	WBCaution.png	
	Wheelchair Bound (Patient) (EM).png	
	WomenProgram2.png.png	
	Yellowcircle.png	
	Yellowcircle_inactive.png	
WebSite\Content\themes\base	Jquery.dynameter.css	jQuery controls style-sheets files.
	jquery.ui.structure-1.11.4.css	
	jquery.ui.structure-1.11.4.min.css	
	jquery.ui.theme-1.11.4.css	
	jquery.ui.theme-1.11.4.min.css	
	jquery-ui-1.11.4.css	
	jquery-ui-1.11.4.min.css	
WebSite\Content\themes\base \images	ui-bg_diagonals-thick_18_b81900_40x40.png	Images
	ui-bg_flat_10_000000_40x100.png	
	ui-bg_diagonals-thick_20_666666_40x40.png	
	ui-bg_flat_0_aaaaaa_40x100.png	
	ui-bg_flat_75_ffffff_40x100.png	
	ui-bg_glass_55_fbf9ee_1x400.png	
	ui-bg_glass_65_ffffff_1x400.png	
	ui-bg_glass_75_dadada_1x400.png	
	ui-bg_glass_75_e6e6e6_1x400.png	
	ui-bg_glass_95_fef1ec_1x400.png	
	ui-bg_highlight-soft_75_cccccc_1x100.png	
	ui-icons_222222_256x240.png	
	ui-icons_2e83ff_256x240.png	
	ui-icons_454545_256x240.png	
	ui-icons_888888_256x240.png	
	ui-icons_cd0a0a_256x240.png	
WebSite\Reporting	EvacuationPatientReportViewer.aspx	Report Viewer pages.
	EvacuationPatientVISNReportViewer.aspx	

Relative Path	File	Description
	LocalReportViewer.aspx	
	PPBPRReportViewer.aspx	
	ReportError.aspx	
	ReportViewer.aspx	
	WhiteboardReportViewer.aspx	
WebSite\ ReportsLocal	BedStatusReport.rdlc	Bed Status Report file.
	FacilityDiversion.rdlc	
	WardOccupancy.rdlc	
WebSite\Scripts	Ace.js	JavaScript files.
	antiForgeryToken.js	
	conditional-validation.js	
	element-change.js	
	Ext-language_tools.js	
	Globalize.cultures.js	
	Globalize.js	
	hoverIntent.js	
	jquery.autosize.js	
	jquery.base64.js	
	jquery.base64.min.js	
	Jquery.dynameter.js	
	jquery.jscrollpane.min.js	
	Jquery.limit-textrea.js	
	jquery.maskedinput-1.3.min.js	
	jquery.mousewheel.js	
	jquery.tablescroll.js	
	jquery.tablescroll.min.js	
	jquery.tablesorter.js	
	jquery.tablesorter.min.js	
	jquery.unobtrusive-ajax.js	
	jquery.unobtrusive-ajax.min.js	
	jquery.validate.js	
	jquery.validate.min.js	
	jquery.validate.unobtrusive.js	
	jquery.validate.unobtrusive.min.js	
	jquery.validate-vsdoc.js	
	jquery-1.11.0.js	
	jquery-1.11.0.min.js	
	Jquery-1.11.0.min.map	
	Jquery-ui-1.11.4.js	
	Jquery-ui-1.11.4.min.js	
	json2.js	
	Knockout-3.3.0.js	
	LayoutAdminAutoCompleteAndDatePicker.js	
	LayoutAdminScripts.min.js	
	LayoutAutoCompleteAndDatePicker.js	

Relative Path	File	Description
	LayoutScripts.min.js	
	LayoutVistaIntegrationDatePicker.js	
	LayoutVistaIntegrationScripts.min.js	
	MicrosoftAjax.debug.js	
	MicrosoftAjax.js	
	MicrosoftMvcAjax.debug.js	
	MicrosoftMvcAjax.js	
	MicrosoftMvcValidation.debug.js	
	MicrosoftMvcValidation.js	
	modernizr-1.7.js	
	modernizr-1.7.min.js	
	Reports.min.js	
	superfish.js	
	supersubs.js	
	whiteboardReport-script.js	
	whiteboard-script.js	
	whiteboard-script.min.js	
WebSite\Views	_ViewStart.cshtml	User Interface views.
	Web.config	
WebSite\Views\Account	LogOff.cshtml	Login/Logout user interface views.
	LogOn.cshtml	
WebSite\Views\Admin	AddEditUser.cshtml	Admin section user interface views.
	AddUserOperations.cshtml	
	CacheConfirmation.cshtml	
	ConfirmBulkRevoke.cshtml	
	FacilityEdit.cshtml	
	FacilityEditSaved.cshtml	
	Index.cshtml	
	RefreshUsersConfirmation.cshtml	
	RemoveUserOperations.cshtml	
	SelectUser.cshtml	
	SisterSiteAddEdit.cshtml	
	SisterSiteEditSaved.cshtml	
	UserEditHasSaved.cshtml	
	UserOperationsView.cshtml	
WebSite\Views\AdminComments	Index.cshtml	
	NotifyChange.cshtml	
WebSite\Views\AdminIcon	Delete.cshtml	
	DeleteConfirmation.cshtml	
	Edit.cshtml	
	Index.cshtml	
	SaveConfirmation.cshtml	
	Search.cshtml	
	SearchResult.cshtml	
WebSite\Views\AdminSpecialtyAssociation	Delete.cshtml	Admin specialty association user interface

Relative Path	File	Description
		views.
	Index.cshtml	
WebSite\Views\AdminUnavailableReason	AddConfirmation.cshtml	Admin unavailable reason user interface
	Delete.cshtml	
	DeleteConfirmation.cshtml	
	Edit.cshtml	
	EditConfirmation.cshtml	
	Index.cshtml	
	MissingUnavailableReasonText.cshtml	
	UnavailableReasonAlreadyExists.cshtml	
	UnavailableReasonList.cshtml	
WebSite\Views\AdminWaitingArea	AddAction.cshtml	Admin waiting area user interface views.
	Delete.cshtml	
	DeleteAction.cshtml	
	Edit.cshtml	
	EditAction.cshtml	
	Index.cshtml	
WebSite\Views\AdminWhiteboardReport	Delete.cshtml	Admin whiteboard report user interface
	Edit.cshtml	
	Index.cshtml	
WebSite\Views\AdtOrderableItems		
	Confirmation.cshtml	ADT Orderable Items user interface views.
	Index.cshtml	
	OrderableItemsList.cshtml	
WebSite\Views\ApplicationParameters	Index.cshtml	
	Saved.cshtml	
WebSite\Views\BackgroundProcessors	AddEditConfirmation.cshtml	Background Processors user interface views.
	DeleteConfirmation.cshtml	
	Index.cshtml	
WebSite\Views\BedBoard	BedBoardGrid.cshtml	VISN user interface views.
	Index.cshtml	
WebSite\Views\BedBoardModule	Index.cshtml	Bed Board Module user interface view.
WebSite\Views\BedBulkManagement	_BulkBedGridPartialView.cshtml	
	Index.cshtml	
WebSite\Views\BedInformation	ClearAll.cshtml	Bed Information user interface views.
	Index.cshtml	
	NotifyChange.cshtml	
WebSite\Views\BedStatusReport		Patients Pending Placement Status report user interface view.
	Index.cshtml	
WebSite\Views\ContingencySettings	Confirmation.cshtml	Contingency settings user interface views.
	Index.cshtml	

Relative Path	File	Description
WebSite\Views\DischargeClinic	Index.cshtml	Discharge clinic user interface views.
	MessageConfirmation.cshtml	
WebSite\Views\EmsBedStatusAdmin	Edit.cshtml	EMS bed status user interface views
	EMSBatchAssign.cshtml	
	Index.cshtml	
	SaveConfirmation.cshtml	
WebSite\Views\EMSMobile	EMSList.cshtml	EMS Mobile user interface views.
	Users.cshtml	
WebSite\Views\EMSMobileLogon	Index.cshtml	EMS Mobile Logon user interface view.
WebSite\Views\EmsNotification	AddEdit.cshtml	EMS Notification user interface views.
	AddEditAction.cshtml	
	Delete.cshtml	
	DeleteAction.cshtml	
	Index.cshtml	
WebSite\Views\EmsStaff	Delete.cshtml	EMS Staff user interface views.
	Edit.cshtml	
	Index.cshtml	
WebSite\Views\EventNotification	AddConfirmation.cshtml	Event Notification user interface views
	AddEdit.cshtml	
	Delete.cshtml	
	DeleteConfirmation.cshtml	
	EditConfirmation.cshtml	
	Index.cshtml	
WebSite\Views\Exception	Index.cshtml	Exception user interface views.
	WFException.cshtml	
WebSite\Views\FacilityDiversion	Add.cshtml	Facility Diversion user interface views.
	Confirmation.cshtml	
	Edit.cshtml	
	Index.cshtml	
WebSite\Views\FacilitySettings	Index.cshtml	Facility Settings user interface views.
	SaveConfirmation.cshtml	
WebSite\Views\Home	AdmissionList.cshtml	Home user interface views.
	AdmissionSuccessRemove.cshtml	
	AdmissionSuccessUndoRemove.cshtml	
	ChangeIntegratedSiteError.cshtml	
	Edit.cshtml	
	EmergencyManagementAdmissionGrid.cshtml	
	FeeUtilizationAdmissionList.cshtml	
	Index.cshtml	

Relative Path	File	Description
	MentalHealthAdmissionGrid.cshtml	
	PatientFlowAdmissionList.cshtml	
	PatientInHouseAdmissionList.cshtml	
	PatientInquiry.cshtml	
	RemoveAdmission.cshtml	
	StandardAdmissionList.cshtml	
	UndoRemoveAdmission.cshtml	
WebSite\Views\IconLegend	Index.cshtml	Icon Legend user interface view.
WebSite\Views\IconLibrary	Edit.cshtml	Icon Library user interface views.
	Index.cshtml	
	ResetConfirmation.cshtml	
	SaveConfirmation.cshtml	
WebSite\Views\Information	Index.cshtml	Information user interface view.
WebSite\Views\LogOff	Index.cshtml	LogOff user interface view.
WebSite\Views\MaintainMarquee	Index.cshtml	Maintain Marquee user interface view.
	Saved.cshtml	
WebSite\Views\NationalAndRegional	Index.cshtml	National user interface views.
	NationalAndRegionalGrid.cshtml	
	PatientListView.cshtml	
WebSite\Views\NewEvents	Index.cshtml	New events user interface view.
WebSite\Views\Numi	Delete.cshtml	NUMI user interface views.
	Edit.cshtml	
	Index.cshtml	
WebSite\Views\Patient	Admission.cshtml	Patient user interface views.
	Confirmation.cshtml	
	EvacuationData.cshtml	
	GenericWfFault.cshtml	
	MentalHealthData.cshtml	
	PatientWaitingAdd.cshtml	
	PatientWaitingEdit.cshtml	
	Select.cshtml	
WebSite\Views\Reports	Index.cshtml	Patient user interface views.
WebSite\Views\Shared	_Layout.cshtml	Shared user interface views.
	_LayoutAdminPages.cshtml	
	_LayoutDevExpress.cshtml	

Relative Path	File	Description
	_VistaIntegrationLayout.cshtml	
	Error.cshtml	
	Header.cshtml	
WebSite\Views\SiteList	Index.cshtml	Site list user interface view.
WebSite\Views\SiteOptions	EvacuationConfirmation.cshtml	Site options user interface views.
	Index.cshtml	
WebSite\Views\Transfer	AddEditResult.cshtml	
	AddTransfer.cshtml	
	EditTransfer.cshtml	
	FinalizeResult.cshtml	
	FinalizeTransfer.cshtml	
	Index.cshtml	
WebSite\Views\Unauthorized	PermissionAuth.cshtml	Unauthorized user interface view.
WebSite\Views\UserConfiguration	ConfirmBulkRevoke.cshtml	User configuration views.
	Index.cshtml	
	SelectUser.cshtml	
	UserEditHasSaved.cshtml	
WebSite\Views\UnavailableReason	AddConfirmation.cshtml	Unavailable reason user interface views.
	Delete.cshtml	
	DeleteConfirmation.cshtml	
	Edit.cshtml	
	EditConfirmation.cshtml	
	Index.cshtml	
	MissingUnavailableReasonText.cshtml	
	UnavailableReasonAlreadyExists.cshtml	
	UnavailableReasonList.cshtml	
WebSite\Views\VistaIntegration	Audit.cshtml	VistA integration user interface views.
	AuditLogEntries.cshtml	
	Categories.cshtml	
	DeleteScheduler.cshtml	
	EditScheduler.cshtml	
	EditVistASite.cshtml	
	ErrorDetail.cshtml	
	Index.cshtml	
	Schedulers.cshtml	
	VistASites.cshtml	
WebSite\Views\WaitingArea	AddAction.cshtml	
	Delete.cshtml	
	DeleteAction.cshtml	
	Edit.cshtml	
	EditAction.cshtml	
	Index.cshtml	

Relative Path	File	Description
WebSite\Views\WardConfiguration	AddEditWardConfirmation.cshtml	Ward configuration user interface views.
	Delete.cshtml	
	DeleteConfirmation.cshtml	
	Index.cshtml	
	Wards.cshtml	
WebSite\Views\WardOccupancy	Index.cshtml	Ward occupancy user interface view.
WebSite\Views\WardWhiteboard	ClearAll.cshtml	Ward whiteboard user interface views.
	Edit.cshtml	
	Index.cshtml	
	NotifyChange.cshtml	
	WardWhiteBoard.cshtml	
	WhiteboardDataOne.cshtml	
	WhiteboardDataTwo.cshtml	
WebSite\Views\WardWhiteboardUrl	Index.cshtml	Ward whiteboard url user interface view.
WebSite\Views\WhiteboardStaff	Index.cshtml	Whiteboard staff user interface view.

Table 26-Policy Manager Files

Relative Path	File	Description
Consoles\PolicyManager	7zip.dll	Binaries of PolicyManager application
	AdapterRepository.dll	
	AuditTrailSender.dll	
	Infoworld.Configuration.dll	
	Log4net.dll	
	MS.Common.dll	
	MS.Configuration.dll	
	MS.Connections.dll	
	PAPProxy.dll	
	PolicyEditor.dll	
	PolicyEditor.dll.config	
	PolicyManager.exe	
	PolicyManager.exe.config	
	ResourceSecurityProperties.dll	
	SecurityTokenCache.dll	
Tracing.dll		
WSEventing.DataAccess.dll		
Consoles\PolicyManager\ ro	PolicyEditor.resources.dll	Binaries used by Policy Manager.
	ResourceSecurityProperties.resources.dll	
Consoles\PolicyManager\ ro-RO	PolicyEditor.resources.dll	Binaries used by Policy Manager.
	ResourceSecurityProperties.resources.dll	

4 Archiving

All the sensitive data in the BMS solution is persisted in a collection of SQL Server Databases. Therefore the archiving process is implying the definition of maintenance plans that will regularly make backups of these databases, backups that can be restored if needed.

The maintenance plan can be defined as detailed in the following pictures:

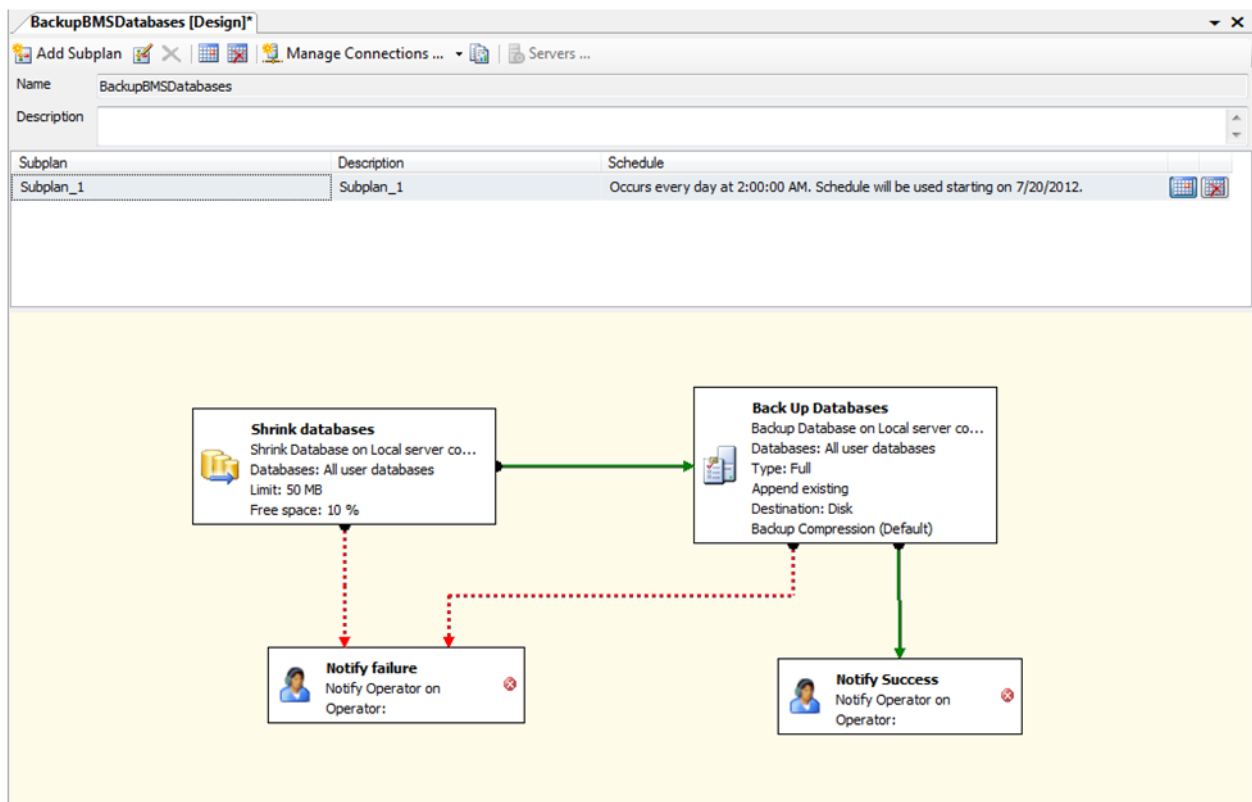


Figure 74-Backup Maintenance Plan

5 External Relationships

External relationships can be referenced from External Interfaces in the next section.

6 External Interfaces

VistA and NUMI are the external interfaces that are connected with the BMS system (see screenshot below):

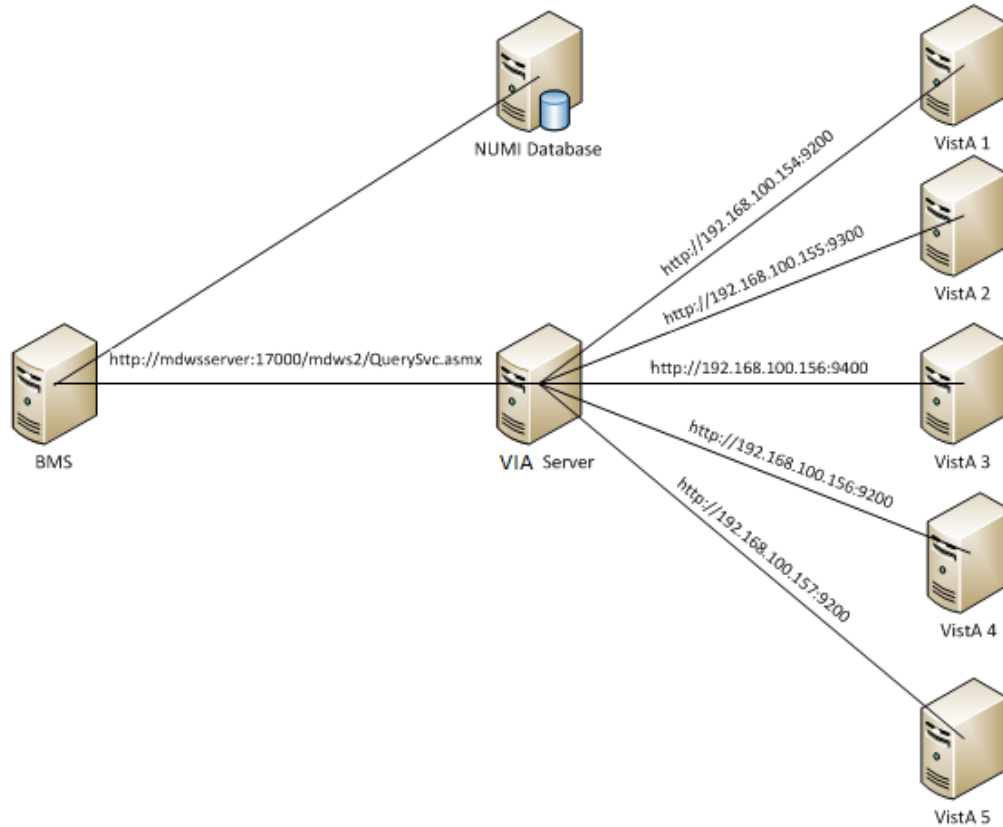


Figure 75-BMS External Interfaces

- All the VISTA deployments will be connected through VIA which has replaced MDWS. In order to connect to VIA, BMS service configuration file (BMS.ServiceHost.exe.config) should be changed as follow, see Table 4 – BMS ServiceHost Configuration Parameter section:

ViaEndpointUrl	value="https://redacted.via.va.gov/via-webservices/services/BackgroundProcessService"	value="https://redacted.via.va.gov/via-webservices/services/BackgroundProcessService"
ViaRequestingApp	value="BMSBatch"	value="BMSBatch"
ViaAppToken	value="BMSB_ID577"	value="BMSB_ID577"
ViaAppPassword	value="*****"	Value="*****"
MinimumFilemanDate	Value="01/01/1992"	Value="01/01/1992"

- NUMI - A connection string to NUMI database needs to be set in service configuration file (BMS.ServiceHost.exe.config), see **Table 4 - BMS ServiceHost Configuration Parameters** section:

```
<ConnectionString>Data Source=numiserver;Initial Catalog=NUMI;Integrated Security=True;</ConnectionString>.
```

NOTE: All the configurations described above are using dummy servers and ports. Real deployment should use appropriate server, port and database connection strings.

7 Software Security

BMS Security is implemented at two levels:

- The first level of security consists in deciding which users have access to what pages (National/Regional, VISN, facility, EMS page).
- The second level of security refers to the read/write permissions (which are the pages a user can edit/update).

Both levels of security are implemented by means of the Policy Manager application described in the next section.

An additional level of security is provided by the domain restrictions: users can access only the BMS pages within the domain where they have been granted access rights.

The security services are based on well-established standards and practices such as:

- LDAP protocol;
- WS-Security specification;
- X509 certificates.

These services are in charge of providing for the following ‘functionalities’:

- CIA:
 - Confidentiality – encrypted message.
 - Integrity – message hasn’t been tampered.
 - Authentication – prove identity.
- Authorization – role based access.
- Accountability – audit trail.
- Policies – mutually agreed by involved parties.

From the client application perspective, the security services are in charge of:

- Authentication:
 - SAML assertions verified by the called service.

- Role based authorization:
 - o Roles stored in LDAP.
 - o Policies defined using XACML language.
- Record level authorization.
- Audit trail.

The audit services provide the means to address the issues of liability management, asset protection and quality of service. To facilitate a timely response to policy violations, security incidents or infrastructure and application failures, InFlow will support monitoring, logging, analysing, and reporting on every level of its architecture.

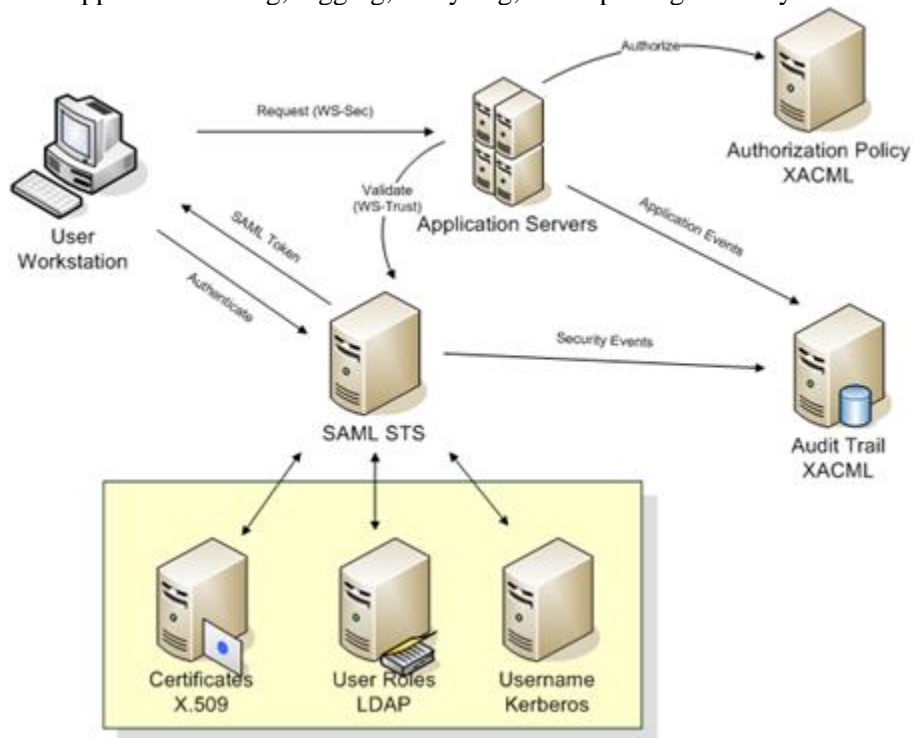


Figure 76-Security Services Architecture

The security services consist of the authentication part: STS – security token service and authorization part: PAP – policy administration point and PDP – policy decision point.

7.1 Policy Manager

From the Console folder of your BMS solution, select Policy Manager and then double-click the PolicyManager.exe file to display the following dialog window:

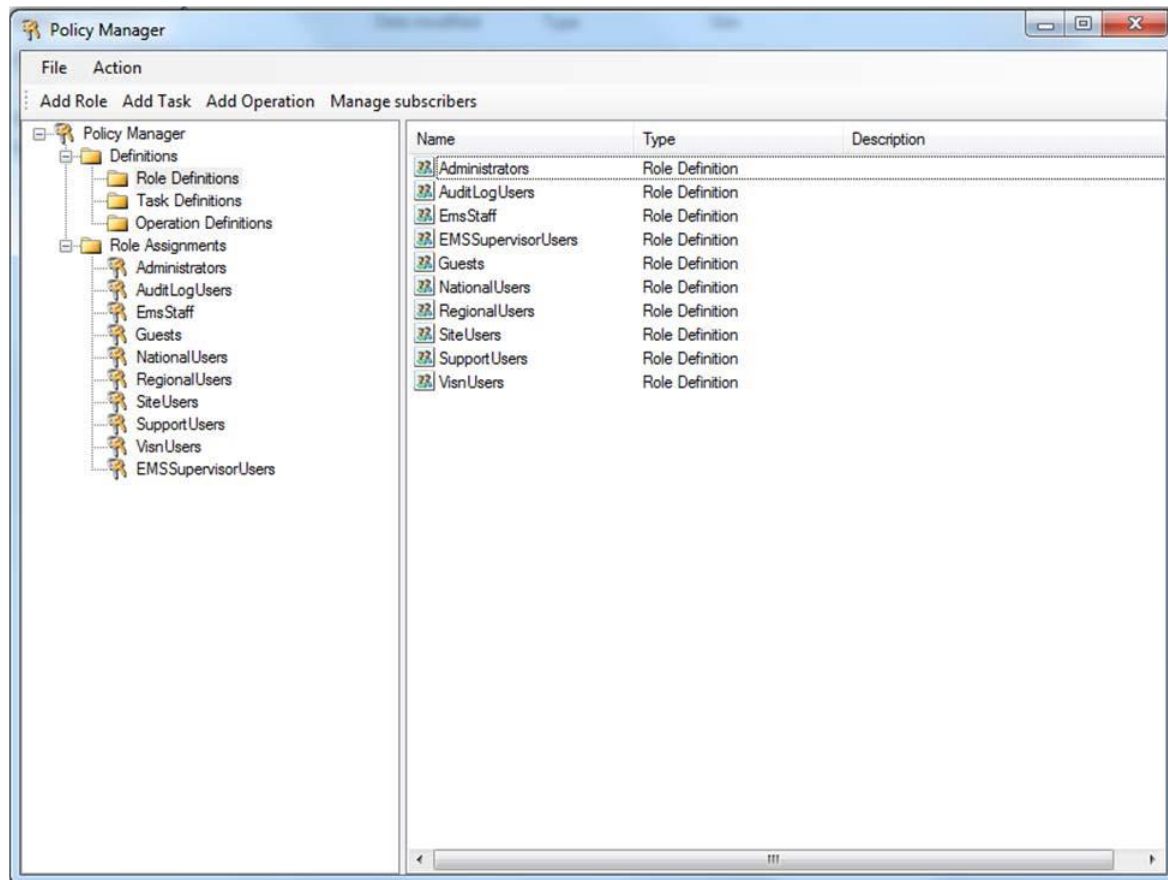


Figure 77-Policy Manager Main Window

The Definitions folder in the left hand panel contains the definitions of the roles, tasks and operations valid within the BMS application.

The Role Definitions folder contains the list of user roles defined within BMS.

The Task Definitions folder contains the list of tasks that can be performed within BMS and their corresponding definitions. A task usually requires the completion of several operations.

The Operation Definitions folder contains the list of operations that can be performed within BMS and their corresponding definitions.

7.2 Operation Definitions

To view the definition of an operation select Operation definitions from the left-hand panel of the main Policy Manager window and double-click the operation to display the following dialog window:

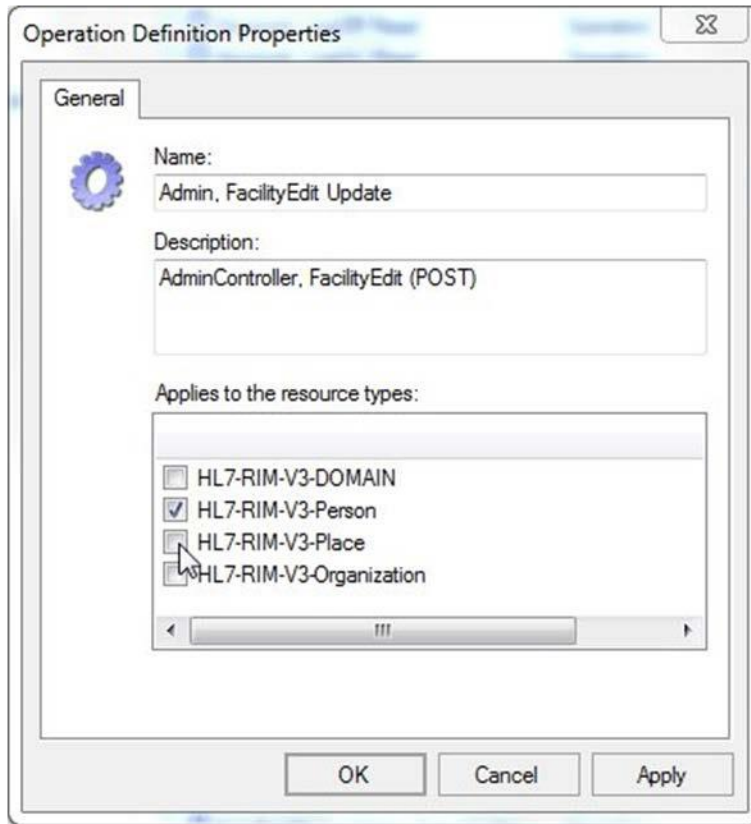


Figure 78-Operation Definition

A list with all the operations of BMS application is presented below:

Table 27-BMS Operations

Operation Name	Operation Description
Admin, AddEditUser Read	'Add/Edit BMS User' hyperlink from the Administration section's menu.
Admin, FacilityEdit Read	'Edit BMS Site' hyperlink from the Administration section's menu.
Admin, Index Read	'BMS Admin' hyperlink from the National And Regional Page.
Operation Name	Operation Description
Admin, SelectUser Read	'Select Existing NT User Name' button from the ADMINISTRATION SECTION - USERADD/EDIT page.
Admin, SisterSiteAddEdit Read	'Edit Sister Sites' hyperlink from the Administration section's menu.
Admin, AddUserOperations Read	'Add User' button from the ADMINISTRATION SECTION - FACILITY EDIT page (Edit BMS Site submenu).
Admin, RemoveUsers Read	'Remove Selected' button from the ADMINISTRATION SECTION - FACILITY EDIT page (Edit BMS Site submenu).
Admin, SearchUser Read	'Find' button from the 'Select user' page ('Select Existing NT User Name' button from the Administration Section menu, 'Add/Edit BMS User' submenu).
Admin, SearchUsers Read	'Find' button from the ADMINISTRATION SECTION - FACILITY EDIT page (Edit BMS Site submenu).

Admin, ClearCache Read	'Clear Cache' link from the Administration section's menu.
Admin, AddEditUser Update	'Submit' button from the ADMINISTRATION SECTION - USERADD/EDIT page.
Admin, FacilityEdit Update	'Submit' button from Administration section's menu 'Edit BMS Site' hyperlink (page ADMINISTRATION SECTION - FACILITY EDIT).
Admin, SisterSiteAddEdit Update	'Edit Sister Sites' hyperlink from the Administration section's menu, 'Submit' button.
Admin, AddUserOperations Update	'Add' button from Add users page (Add User button from the Facility page).
Admin, RemoveUserOperations Update	'Remove Selected' button from the ADMINISTRATION SECTION - FACILITY EDIT page (Edit BMS Site submenu).
AdminComments, Delete Read	'Delete' hyperlink from the Common Medical Terms page.
AdminComments, Edit Read	'Edit' hyperlink from the Common Medical Terms page.
AdminComments, Index Read	'Common Medical Terms' hyperlink from the Administration section's menu.
AdminComments, Index Update	'Save' button from the Common Medical Terms page.
AdminIcon, Delete Read	'Delete Icon' button on ADMINISTRATION SECTION - EDIT ICON page (Add/Edit Icon Submenu)
AdminIcon, Edit Read	'Edit' Link on ADMINISTRATION SECTION - ICON ADD/EDIT page (Add/Edit Icon Submenu)
AdminIcon, Index Read	'Add/Edit Icon' link on ADMINISTRATION SECTION
AdminIcon, Search Read	'Search' Link on ADMINISTRATION SECTION - ICON ADD/EDIT page (Add/Edit Icon Submenu)
AdminIcon, ViewIconReport Read	'Report' Link on ADMINISTRATION SECTION - ICON ADD/EDIT page (Add/Edit Icon Submenu)
AdminIcon, Delete Update	'Remove' button on ADMINISTRATION SECTION - DELETE ICON page (Add/Edit Icon Submenu)
AdminIcon, Edit Update	'Save' button on ADMINISTRATION SECTION - EDIT ICON page (Add/Edit Icon Submenu)
AdminIcon, Index Update	'Up/Down arrow' buttons on ADMINISTRATION SECTION - ICON ADD/EDIT page (Add/Edit Icon Submenu)
AdminSpecialtyAssociation, Delete Read	'Delete' Link on ADMINISTRATION SECTION - Treating Specialty/NUMA/HAvBED Edit page (Treating Specialty/NUMA/HAvBED Submenu)
AdminSpecialtyAssociation, Index Read	'Treating Specialty/NUMA/HAvBED' Link on ADMINISTRATION SECTION

Operation Name	Operation Description
AdminSpecialtyAssociation, Delete Update	'Delete' Button on ADMINISTRATION SECTION - Treating Specialty/NUMA/HAvBED Delete page (Treating Specialty/NUMA/HAvBED Submenu)
AdminSpecialtyAssociation, Index Update	'Save' Button on ADMINISTRATION SECTION - Treating Specialty/NUMA/HAvBED Edit page (Treating Specialty/NUMA/HAvBED Submenu)
AdminUnavailableReason, Delete Read	'Delete' link on ADMINISTRATION SECTION - National Unavailable Reason page (National Unavailable Reason Submenu)
AdminUnavailableReason, Edit Read	'Edit' link on ADMINISTRATION SECTION - National Unavailable Reason page (National Unavailable Reason Submenu)
AdminUnavailableReason, Index Read	'National Unavailable Reason' Link on ADMINISTRATION SECTION

AdminUnavailableReason, Delete Update	'Delete Record' button on ADMINISTRATION SECTION - National Unavailable Reason Delete page (National Unavailable Reason Submenu)
AdminUnavailableReason, Edit Update	'Submit' button on ADMINISTRATION SECTION - National Unavailable Reason Edit page (National Unavailable Reason Submenu)
AdminUnavailableReason, Index Update	'Add' button on ADMINISTRATION SECTION - National Unavailable Reason page (National Unavailable Reason Submenu)
AdminWaitingArea, Delete Read	'Delete' link on ADMINISTRATION SECTION - National Waiting Areas Parameter page (National Waiting Area Submenu)
AdminWaitingArea, Edit Read	'Edit' link on ADMINISTRATION SECTION - National Waiting Areas Parameter page (National Waiting Area Submenu)
AdminWaitingArea, Index Read	'National Waiting Area' Link on ADMINISTRATION SECTION
AdminWaitingArea, DeleteAction Update	'Delete Record' button on ADMINISTRATION SECTION - National Waiting Area Parameter Delete page (National Waiting Area Submenu)
AdminWaitingArea, Edit Update	'Submit' button on ADMINISTRATION SECTION - National Waiting Area Parameter Edit page (National Waiting Area Submenu)
AdminWaitingArea, Index Update	'Add' button on ADMINISTRATION SECTION - National Waiting Area Parameter page (National Waiting Area Submenu)
AdminWhiteboardReport, Delete Read	'Delete' link on ADMINISTRATION SECTION - Whiteboard Report page (Background Processor Submenu)
AdminWhiteboardReport, Edit Read	'Edit' link on ADMINISTRATION SECTION - Whiteboard Report page (Background Processor Submenu)
AdminWhiteboardReport, Index Read	'Whiteboard Report' tab on ADMINISTRATION SECTION - Background Processor page
AdminWhiteboardReport, Delete Update	'Delete Record' button on ADMINISTRATION SECTION - Whiteboard Report Delete page (Background Processor Submenu)
AdminWhiteboardReport, Edit Update	'Save' button on ADMINISTRATION SECTION - Whiteboard Report Edit page (Background Processor Submenu)
AdtOrderableItems, Index Read	Site Options, ADT Orderable Items Add/Delete hyperlink
AdtOrderableItems, Delete Update	'Delete' hyperlink from the list of orderable items.
AdtOrderableItems, Index Update	'Add' button from the Bed Board ADT Orderable Items Configuration.

Operation Name	Operation Description
BackgroundProcessors, Index Read	'Background Processors' hyperlink from Site Options page.
BackgroundProcessors, Index Update	'Save Scheduler' button from Background Processors page within Site Options.
AuditLogReport, Index Read	'View audit log' link on ADMINISTRATION SECTION
rep, Audit Log Report	Access the Audit Log Report.
BedBoard, ChangeFacility Read	Click on a facility link from the VISN Network Bed Boards list.
BedBoard, Index Read	'Return to VISN Network' hyperlink from the home page.
BedBoard, ShowFacilityBedSummaryReport Read	Click on a Facility Summary Report on VISN Network Bed Boards list

BedBoard, ShowVISNBedSummaryReport Read	Click on a VISN Summary Report on VISN Network Bed Boards list
BedBoardModule, Index Read	Site Options, Bed Board Module Enable/Disable link.
BedBoardModule, Index Update	'Submit' button from the Bed Board Module Activation and Configuration page.
BedInformation, Index Read	Ward Occupancy, click on a hyperlink from the BED column.
BedInformation, ClearAll Read	Click on button 'Clear ALL Comments For ALL Wards Associate To This Bed...'
BedInformation, NotifyChange Read	'Submit' button from the Add/Edit Bed Unavailable Reason page.
BedInformation, Index Update	Click on buttons 'Submit' and/or 'Update Reason and Comments'.
ContingencySettings, Index Read	'Contingency Settings' link on Site Settings pages.
ContingencySettings, Index Update	'Save' button on Contingency Settings page on Site Settings pages.
DischargeClinic, Index Read	Site Options, 'Discharge Appt Clinics Add/Delete' hyperlink.
DischargeClinic, Delete Update	Site Options, 'Discharge Appt Clinics Add/Delete' hyperlink, 'Delete' button.
DischargeClinic, Index Update	Site Options, 'Discharge Appt Clinics Add/Delete' hyperlink, 'Add' button.
EmsBedStatusAdmin, EMS Supervisor Read/Update	'Assigned To' drop down on EMS Bed Edit page
EmsBedStatusAdmin, EMSBatchAssign Read	'Batch Assign' button on Ems Bed Status Admin page
EmsBedStatusAdmin, EMSBatchAssign Update	'Submit' button on EMS Bed Edit page on EMS Bed Status Admin page
EmsBedStatusAdmin, Edit Read	RoomBed column link click.
EmsBedStatusAdmin, Index Read	'Return to VISN Network' link from the home page, 'Return to Regional Page' link, 'Go To Facility Bed Cleaning Page (EMS Staff Only) button.
EmsBedStatusAdmin, SaveConfirmation Read	'Submit' button click in the Environmental Management Service Bed Status page.
EmsBedStatusAdmin, Edit Update	'Submit' button click in the Environmental Management Service Bed Status page.
EMSMobile, EMSList Read	Load Bed Clean Requests on EMS Mobile Pages
EMSMobile, Users Read	Click on a User button on EMS Mobile Pages
EMSMobile, EMSList Update	Click on a Bed Clean Request button on EMS Mobile Pages
EMSMobile, Users Update	Click on Submit button after entering a PIN on EMS Mobile Pages

Operation Name	Operation Description
EmsNotification, AddEdit Read	'Edit' link from the Current Locations table (EMS Bed Notification).
EmsNotification, AddEditAction Read	'Submit' button from the EMS Bed Notification Edit page.
EmsNotification, Delete Read	'Delete' link from the Current Locations table (EMS Bed Notification).
EmsNotification, Index Read	Site Options, 'EMS Notification Add/Edit' link
EmsNotification, DeleteAction Update	'Delete Record' button from the EMS Bed Status Notification Delete page.
EmsNotification, Index Update	'Submit' button from the EMS Bed Notification Edit page or Notifications Add page.
EmsStaff, Delete Read	'Delete' link on EMS Staff page on Site Options pages

EmsStaff, Edit Read	'Edit' link on EMS Staff page on Site Options pages
EmsStaff, Index Read	EMS Staff link on Site Options page
EmsStaff, Delete Update	'Delete Record' button on Ems Staff Delete page on Site Options pages
EmsStaff, Edit Update	'Submit' button on Ems Staff Edit page on Site Options pages
EventNotification, AddConfirmation Read	'Submit' button from the Event Notification Add page.
EventNotification, AddEdit Read	'Add' button or 'Edit' link from the Event Notifications page.
EventNotification, EditConfirmation Read	'Submit' button from the Event Notifications Edit page.
EventNotification, Index Read	Site Options, 'Event Notification Add/Edit' hyperlink.
EventNotification, Index Update	'Submit' button from the Event Notification Add page.
Exception, Index Read	Appears when an exception occurs.
FacilityDiversion, Add Read	'Add' button from the Facility Diversion page.
FacilityDiversion, AddConfirmation Read	'Add' button from the Add New Diversion Status page.
FacilityDiversion, Edit Read	'Edit' link from the Facility Diversion page.
FacilityDiversion, EditConfirmation Read	'Save' button from the Diversion Status edit page.
FacilityDiversion, FilterDiversions Read	'Current Diversions' or 'All Diversions' button from the main Facility Diversions page.
FacilityDiversion, Index Read	'Facility Diversion' hyperlink from the home page.
FacilityDiversion, Index Update	'Add' button or 'Edit' link from the Facility Diversion page.
FacilitySettings, Index Read	Site Options, Facility Settings link
FacilitySettings, Index Update	Site Options, Facility Settings link, Submit button
Home, Index Read	Home page.
Home, Index2 Read	Current, Past 30-Days, Past 60-Days, Past 90-Days home page's buttons.
Home, PatientInquiry Read	Click on the patient link from the Patients Pending Placement list (Home page).
Home, RemoveAdmission Read	Remove link from the Patients Pending Placement list (Home page).
Home, UndoRemoveAdmission Read	Undo link from the Patients Pending Placement list (Home page).

Operation Name	Operation Description
Home, RemoveAdmissionPost Update	Remove link from the Patients Pending Placement list (Home page), Remove button from the confirmation page.
Home, UndoRemoveAdmissionPost Update	'Undo' button on Undo Remove Admission Page on Facility HomePage
IconLegend, Index Read	'Icon Legend' link from the bottom of the Home page or Site Options, BMS Icon Legend link.
IconLibrary, Edit Read	'Edit' Link on Site Options - Site Configurable Icons page.
IconLibrary, Index Read	Site Options, Site Configurable Icons link.
IconLibrary, ResetConfirmation Read	'Reset' button on Edit Site Configurable Icon page.
IconLibrary, Edit Update	'Save' button on Site Options - Site Configurable Icons page.

IconLibrary, Index Update	'Up/Down arrow' buttons on Site Options - Site Configurable Icons page.
IconLibrary, ResetConfirmation Update	'Reset' button on Reset Site Configurable Icon page.
Information, Index Read	'Information' link from the bottom of the Home page.
MaintainMarquee, Index Read	'Maintain Marquee Text' link from the Administration Section's menu.
MaintainMarquee, ChangeMarquee Update	'Submit' button from the ADMINISTRATION SECTION - MAINTAIN MARQUEE TEXT page.
NationalAndRegional, Index Read	Home page, Return to VISN Network link, Return to Regional Page link.
NewEvents, Index Read	Home page, New Events link.
Numi, Add Read	'Add' button on ADMINISTRATION SECTION - Background Processors page (Background Processors Submenu).
Numi, Delete Read	'Delete' Link on ADMINISTRATION SECTION - Background Processors page (Background Processors Submenu).
Numi, Edit Read	'Edit' Link on ADMINISTRATION SECTION - Background Processors page (Background Processors Submenu).
Numi, Index Read	'Numi' tab on ADMINISTRATION SECTION - Background Processors page (Background Processors Submenu).
Numi, Delete Update	'Delete Record' button on ADMINISTRATION SECTION - Background Processors Delete page (Background Processors Submenu).
Numi, Edit Update	'Save' button on ADMINISTRATION SECTION - Background Processors Add/Edit page (Background Processors Submenu).
http://tempuri.org/IAdministrativeFunctions/GetDomains	Functions used in the Administration Section, Add/Edit BMS User and Edit BMS Site submenus.
http://tempuri.org/IAdministrativeFunctions/GetCurrentDomain	
http://tempuri.org/IAdministrativeFunctions/GetRoles	
http://tempuri.org/IAdministrativeFunctions/GetBulkPolicies	
http://tempuri.org/IAdministrativeFunctions/GrantPermission	
http://tempuri.org/IAdministrativeFunctions/RevokePermission	

Operation Name	Operation Description
http://tempuri.org/IAdministrativeFunctions/GetRoleByName	
http://tempuri.org/IAdministrativeFunctions/GetPermissionsByResourceType	
http://tempuri.org/IAdministrativeFunctions/GetAllUsersAndDomain	
http://tempuri.org/IAdministrativeFunctions/GetAllUserRoles	
http://tempuri.org/IAdministrativeFunctions/AssignUser	
http://tempuri.org/IAdministrativeFunctions/DeassignUser	
http://tempuri.org/IAdministrativeFunctions/GetPolicy	
http://tempuri.org/IAdministrativeFunctions/ClearPermissionsForResource	

http://tempuri.org/AdministrativeFunctions/AddActionEntityType
http://tempuri.org/AdministrativeFunctions/AddOperation
http://tempuri.org/AdministrativeFunctions/AddRole
http://tempuri.org/AdministrativeFunctions/AddTask
http://tempuri.org/AdministrativeFunctions/AssignOperations
http://tempuri.org/AdministrativeFunctions/AssignRole
http://tempuri.org/AdministrativeFunctions/ChangeUserPassword
http://tempuri.org/AdministrativeFunctions/DeassignOperations
http://tempuri.org/AdministrativeFunctions/DeassignRole
http://tempuri.org/AdministrativeFunctions/DeleteActionEntityType
http://tempuri.org/AdministrativeFunctions/DeleteOperation
http://tempuri.org/AdministrativeFunctions/DeletePermissionForResourceAndOperation
http://tempuri.org/AdministrativeFunctions/DeletePermissionsForResourcesAndOperations
http://tempuri.org/AdministrativeFunctions/DeleteRole
http://tempuri.org/AdministrativeFunctions/DeleteTask
http://tempuri.org/AdministrativeFunctions/GetActionTypes
http://tempuri.org/AdministrativeFunctions/GetAvailableDomains
http://tempuri.org/AdministrativeFunctions/GetCallerIsSuperUser
http://tempuri.org/AdministrativeFunctions/GetConnectedRolesAndOperations
http://tempuri.org/AdministrativeFunctions/GetActionTypes
http://tempuri.org/AdministrativeFunctions/GetOperationByName
http://tempuri.org/AdministrativeFunctions/GetOperationByNameExcludingId

Operation Name	Operation Description
http://tempuri.org/AdministrativeFunctions/GetOperations	
http://tempuri.org/AdministrativeFunctions/GetRoleByNameExcludingId	
http://tempuri.org/AdministrativeFunctions/GetRoleDefinition	
http://tempuri.org/AdministrativeFunctions/GetRolesDefinitionIntersect	
http://tempuri.org/AdministrativeFunctions/GetRoleUsers	
http://tempuri.org/AdministrativeFunctions/GetSubscriptions	
http://tempuri.org/AdministrativeFunctions/GetTaskByName	
http://tempuri.org/AdministrativeFunctions/GetTaskByNameExcludingId	

http://tempuri.org/IAdministrativeFunctions/GetTaskDefinition	
http://tempuri.org/IAdministrativeFunctions/GetTasks	
http://tempuri.org/IAdministrativeFunctions/GetUserBySid	
http://tempuri.org/IAdministrativeFunctions/GetUserByUserName	
http://tempuri.org/IAdministrativeFunctions/GetUserDefinedRoles	
http://tempuri.org/IAdministrativeFunctions/GetUserGroupId	
http://tempuri.org/IAdministrativeFunctions/GetUserRoles	
http://tempuri.org/IAdministrativeFunctions/InsertPermissionForResourceAndOperation	
http://tempuri.org/IAdministrativeFunctions/InsertPermissionsForResourcesAndOperations	
http://tempuri.org/IAdministrativeFunctions/InsertResource	
http://tempuri.org/IAdministrativeFunctions/IsChild	
http://tempuri.org/IAdministrativeFunctions/RefreshCache	
http://tempuri.org/IAdministrativeFunctions/SearchUsers	
http://tempuri.org/IAdministrativeFunctions/SetCurrentDomain	
http://tempuri.org/IAdministrativeFunctions/SynchronizeAllSubscribers	
http://tempuri.org/IAdministrativeFunctions/UpdateOperation	
http://tempuri.org/IAdministrativeFunctions/UpdateRole	
http://tempuri.org/IAdministrativeFunctions/UpdateTask	
Patient, Admission Read	'Edit' link from the Home page, Patients Pending Placement list.
Patient, Select Read	'Add New Patient' link from the Home page, Patients Pending Placement section.
Patient, Admission Update	'Submit' button from ADD/EDIT Patients Pending Placement page.

Operation Name	Operation Description
rep, Active Admission Orders Report	Access the Active Admission Orders Report.
rep, Active Discharge Orders Report	Access the Active Discharge Orders Report.
rep, Active Transfer Orders Report	Access the Active Transfer Orders Report.
rep, Antic Discharge Orders Report	Access the Antic Discharge Orders Report.
rep, Audit Log Report	Access the Audit Log Report
rep, BED AVAILABILITY STATUS REPORT	Access the BED AVAILABILITY STATUS REPORT.
rep, Bed Specialty Report	Access the Bed Specialty Report.
rep, Bed Specialty Roster	Access the Bed Specialty Roster.
rep, Bed Summary Report	Access the Bed Summary Report.

rep, Bed Turnaround Time Report	Access the Bed Turnaround Time Report.
rep, Beds Out of Service Report (All)	Access the Beds Out of Service Report (All).
rep, Beds Out of Service Report (By Date)	Access the Beds Out of Service Report (By Date).
rep, Discharge Order Difference Report	Access the Discharge Order Difference Report
rep, Discharges In Progress	Access the Discharges In Progress.
rep, Emergency Management Report	Access Emergency Management Report
rep, EMS Bed Status Report (Admin)	Access the EMS Bed Status Report
rep, Facility Diversion Report	Access the Facility Diversion Report
rep, Icon Usage Report	Access the Icon Usage Report
rep, Patient Inquiry	Access the Patient Inquiry report.
rep, Patient Movement Report	Access the Patient Movement Report.
rep, Patient Movements by Date	Access the Patient Movements by Date.
rep, Patients w Discharge Appointments	Access the Patients w Discharge Appointments.
Rep, PPBP by Date Range Report	Access the PPBP By Date Range Report
rep, Scheduled Admissions by Date	Access the Scheduled Admissions by Date.
rep, Scheduled Admissions Report	Access the Scheduled Admissions Report.
rep, UserAccess	Access the UserAccess Report
rep, VISN Bed Summary Report	Access VISN Bed Summary Report
rep, VISN Emergency Management Report	Access the VISN Emergency Management Report
rep, VISN Diversion Report	Access the VISN Diversion Report
rep, VISN Network Active Report	Access the VISN Network Active Report.
rep, VISN Network Audit Report	Access the VISN Network Audit Report.
rep, VISN Network Contract Report	Access the VISN Network Contract Report.
rep, VISN Network Disposition Report	Access the VISN Network Disposition Report.
rep, Wait List Status Report	Access the Patients Pending Placement Status Report.
Reports, Index Read	'Submit' buttons from the Home page corresponding to the reports.
SiteOptions, Index Read	Home page, Site Options link.
SiteOptions, EvacuationConfirmation Read	Access to Evacuation Confirmation page.
SiteOptions, Index Update	'Submit' button from Site Options page.
SiteOptions, EvacuationConfirmation Update	'Save' button from Evacuation Confirmation page.
Transfer, AddTransfer Read	VISN page, Add New Patient button, Submit button from the Select Patient page.
Transfer, EditTransfer Read	'Edit' link from the VISN page, Patients in Community
Operation Name	Operation Description
	Hospitals list.

Transfer, FinalizeTransfer Read	'Finalize' link from the VISN page, Patients in Community Hospitals list.
Transfer, Index Read	VISN page, Add New Patient button.
Transfer, AddTransfer Update	VISN page, Add New Patient button, Submit button from the Select Patient page, and Submit button from the Enter Patient Data page.
Transfer, EditTransfer Update	'Edit' link from the VISN page's Patients in Community Hospitals list and then Submit button.
Transfer, FinalizeTransfer Update	'Finalize' link from the VISN page's Patients in Community Hospitals list and then Submit button from the Finalize Patient Data page.
UnavailableReason, Delete Read	'Delete' link from the Bed Board Site Unavailable Reason page's list.
UnavailableReason, Edit Read	'Edit' link from the Bed Board Site Unavailable Reason page's list.
UnavailableReason, Index Read	Site Options, Unavailable Reason Add/Edit link.
UnavailableReason, Delete Update	'Delete' link from the Bed Board Site Unavailable Reason page's list and then 'Delete Record' button.
UnavailableReason, Edit Update	'Edit' link from the Bed Board Site Unavailable Reason page's list and then Submit button.
UnavailableReason, Index Update	'Add' button from the Bed Board Site Unavailable Reason page.
UserConfiguration, Index Read	Site Options, Add/Edit BMS User link.
UserConfiguration, SearchUser Read	'Find and Save' buttons from the 'Select user' page ('Select Existing NT User Name' button from the Site Options, 'Add/Edit BMS User' link).
UserConfiguration, SelectUser Read	'Select Existing NT User Name' button from the Site Options - Add/Edit BMS User page.
UserConfiguration, Index Update	'Submit' button from the Site Options - Add/Edit BMS User page.
VistaIntegration, Audit Read	'Audit' tab on ADMINISTRATION SECTION - Background Processors page (Background Processors Submenu) and 'Filter By' button from the 'Audit' tab.
VistaIntegration, Categories Read	'Vista Integration' tab on ADMINISTRATION SECTION - Background Processors page (Background Processors Submenu).
VistaIntegration, DeleteScheduler Read	'Add new scheduler' link and select a scheduled name from the 'Scheduled' tab.
VistaIntegration, Index Read	'Background Processors' link on ADMINISTRATION SECTION.
VistaIntegration, Schedulers Read	'Schedulers' tab on ADMINISTRATION SECTION - Background Processors page (Background Processors Submenu).
VistaIntegration, TestMDWSConnection Read	'TestMDWSConnection' button from the 'VistA Sites' tab.
VistaIntegration, TestODBCConnection Read	'TestODBCConnection' button from the 'VistA Sites' tab.
VistaIntegration, VistASites Read	'Vista Sites' tab on ADMINISTRATION SECTION - Background Processors page (Background Processors Submenu).
VistaIntegration, Categories Update	'Save and Run' buttons from the 'Vista Integration' tab.
VistaIntegration, DeleteScheduler Update	'Delete' link from the 'Scheduled' tab and then 'Delete Record' button.
Operation Name	Operation Description
VistaIntegration, Schedulers Update	'Save' button from the 'Scheduled' tab.
VistaIntegration, VistASites Update	'Save' button from the 'VistA Sites' tab.

WaitingArea, Delete Read	'Delete' link from the Patient Waiting Areas page's list of Current Waiting Areas.
WaitingArea, Edit Read	'Edit' link from the Patient Waiting Areas page's list of Current Waiting Areas.
WaitingArea, Index Read	Site Options, Waiting Area Add/Delete link.
WaitingArea, DeleteAction Update	'Delete' link from the Patient Waiting Areas page's list of Current Waiting Areas and then 'Delete Record' button.
WaitingArea, Edit Update	'Edit' link from the Patient Waiting Areas page's list of Current Waiting Areas and then Submit button.
WaitingArea, Index Update	'Add' button from the Patient Waiting Areas page.
WardConfiguration, Delete Read	'Delete' link from the Bed Board Ward Configuration, Current Vista Wards list.
WardConfiguration, Index Read	Site Options, Vista Ward Add/Edit link.
WardConfiguration, Index Update	Site Options, Vista Ward Add/Edit link, Save button.
WardConfiguration, DeleteWard Update	Site Options, Vista Ward Add/Edit link, Delete operation.
WardOccupancy, Index Read	'Submit' button from the Home page corresponding to the Ward Occupancy.
WardWhiteboard, Edit Read	Click on a link from the BED column from WARD Whiteboard Report.
WardWhiteboard, EditPT Read	Click on a link from the PT column from the WARD Whiteboard Report.
WardWhiteboard, Index Read	Home page, 'Ward Whiteboard' link.
WardWhiteboard, NotifyChange Read	Click on a link from the BED column from WARD Whiteboard Report and then on the Submit button.
WhiteboardStaff, Index Read	Click on the checkbox from the STAFF column from the WARD Whiteboard Home.
WardWhiteboard, ShowReport Read	'Export Report' link from the right of the WARD Whiteboard Home page or WARD Whiteboard Report page, Export Report.
WardWhiteboard, Submit Read	'Submit' button from the WARD Whiteboard Home page.
WardWhiteBoard, WardWhiteBoard Read	Home page, 'Ward Whiteboard' link, Submit button from the WARD Whiteboard Home.
WardWhiteboard, ClearAll Read	Click on a link from the BED column from WARD Whiteboard Report and then click on the button 'Clear ALL Comments For ALL Wards Associate To This Bed...'
WardWhiteBoard, WardWhiteBoard Update	Click on a staff name from the STAFF column from the WARD WhiteBoard Report and then click on the image 'Save Staff'.
WhiteboardStaff, Index Update	Click on the checkbox from the STAFF column from WARD Whiteboard Report and then on the 'Save' button.
WardWhiteboard, Edit Update	Click on a link from the BED column from WARD Whiteboard Report and then on the Submit button.

7.3 Task Definitions

To view the definition of a task, select Task definitions from the left-hand panel of the main Policy Manager window and in the list in the right-hand area, double-click the task to display the following dialog window.

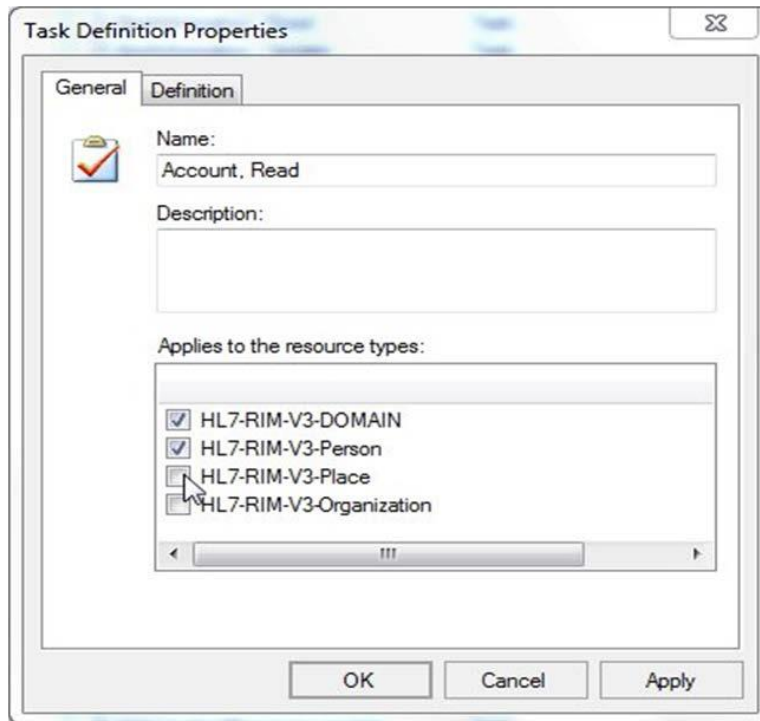


Figure 79-Task Definition

To determine what resource type the task refers to, select one or more of the elements in the “*Applies to resource types*” area.

To view the operations that need to be performed in order to complete the task, select the Definition tab to display it as in the following image:

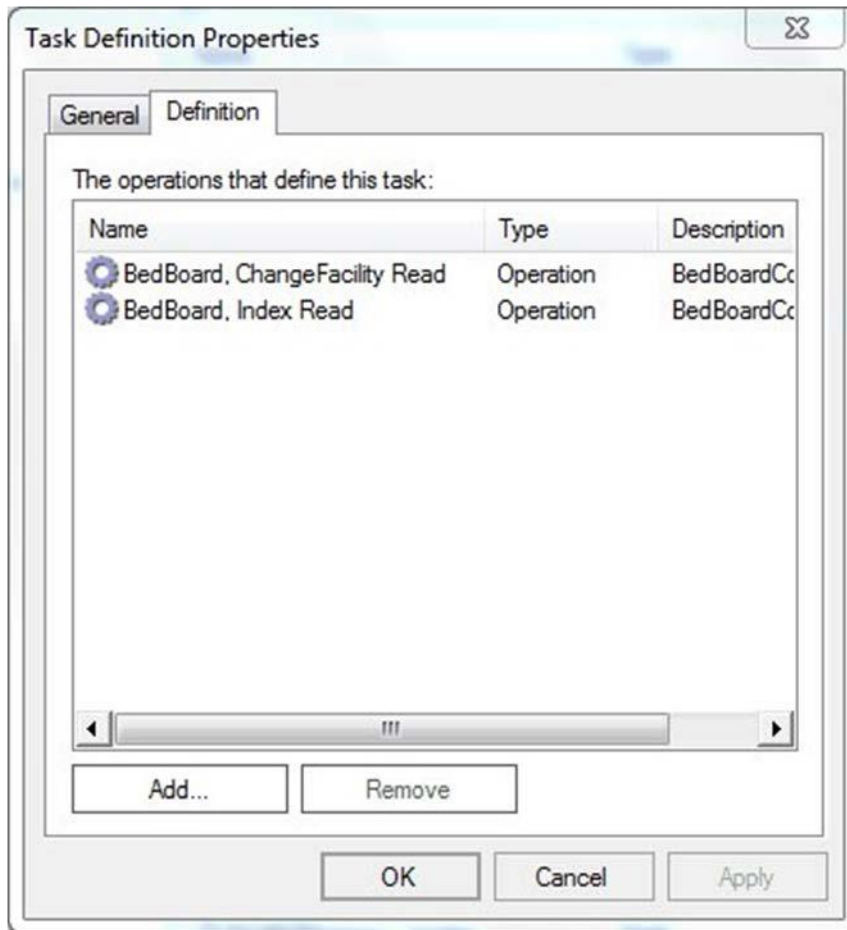


Figure 80-Operations Defining a Task

Use the Add and Remove buttons to add or remove operations from the list.

A list with all the tasks, along with corresponding operations of the BMS application, is presented below:

Table 28- BMS Tasks

Task Name	Task Description	Operation Name
Admin, Read	Admin Read permission, user has the right only to view data.	Admin, AddEditUser Read
		Admin, FacilityEdit Read
		Admin, Index Read
		Admin, SelectUser Read
		Admin, SisterSiteAddEdit Read
		Admin, AddUserOperations Read
		Admin, RemoveUsers Read
		Admin, SearchUser Read
		Admin, SearchUsers Read
		Admin, ClearCache Read
Admin, FacilityEdit Update		

Admin, Update	Admin Update permission, user has the right to modify data.	Admin, SisterSiteAddEdit Update
		Admin, AddUserOperations
		Admin, RemoveUserOperations
AdminComments, Read	AdminComments Read permission, user has the right only to view data.	AdminComments, Delete Read
		AdminComments, Edit Read
		AdminComments, Index Read
AdminComments, Update	AdminComments Update permission, user has the right to modify data.	AdminComments, Index Update
AdminIcon, Read	AdminIcon Read permission, user has the right only to view data.	AdminIcon, Delete Read
		AdminIcon, Edit Read
		AdminIcon, Index Read
		AdminIcon, Search Read
		AdminIcon, ViewIconReport Read
AdminIcon, Update	AdminIcon Update permission, user has the right to modify data.	AdminIcon, Delete Update
		AdminIcon, Edit Update

Task Name	Task Description	Operation Name
		AdminIcon, Index Update
AdminSpecialtyAssociation, Read	AdminSpecialtyAssociation Read permission, user has the right only to view data.	AdminSpecialtyAssociation,
		AdminSpecialtyAssociation,
AdminSpecialtyAssociation, Update	AdminSpecialtyAssociation Update permission, user has the right to modify data.	AdminSpecialtyAssociation,
		AdminSpecialtyAssociation,
AdminUnavailableReason, Read	AdminUnavailableReason Read permission, user has the right only to view data.	AdminUnavailableReason,
		AdminUnavailableReason, Edit
		AdminUnavailableReason, Index
AdminUnavailableReason, Update	AdminUnavailableReason Update permission, user has the right to modify data.	AdminUnavailableReason,
		AdminUnavailableReason, Edit
		AdminUnavailableReason, Index
AdminWaitingArea, Read	AdminWaitingArea Read permission, user has the right only to view data.	AdminWaitingArea, Delete Read
		AdminWaitingArea, Edit Read
		AdminWaitingArea, Index Read
AdminWaitingArea, Update	AdminWaitingArea Update permission, user has the right to modify data.	AdminWaitingArea, DeleteAction
		AdminWaitingArea, Edit Update
		AdminWaitingArea, Index Update
AdminWhiteboardReport, Read	AdminWhiteboardReport Read permission, user has the right only to view data.	AdminWhiteboardReport, Delete
		AdminWhiteboardReport, Edit
		AdminWhiteboardReport, Index
AdminWhiteboardReport, Update	AdminWhiteboardReport Update permission, user has the right to modify data.	AdminWhiteboardReport, Delete
		AdminWhiteboardReport, Edit
AdtOrderableItems, Read	AdtOrderableItems Read permission, user has the right only to view data.	AdtOrderableItems, Index Read
AdtOrderableItems, Update	AdtOrderableItems Update permission, user has the right to modify data.	AdtOrderableItems, Delete
		AdtOrderableItems, Index Update

BackgroundProcessors, Read	BackgroundProcessors Read permission, user has the right only to view data.	BackgroundProcessors, Index Read
BackgroundProcessors, Update	BackgroundProcessors Update permission, user has the right to modify data.	BackgroundProcessors, Index Update
AuditLogReport, Read	AuditLogReport Read permission, user has the	AuditLogReport, Index Read

Task Name	Task Description	Operation Name
	only to view data.	rep, Audit Log Report
BedBoard, Read	BedBoard Read permission, user has the right only to view data.	BedBoard, ChangeFacility Read
		BedBoard, Index Read
		BedBoard,
BedBoardModule, Read	BedBoardModule Read permission, user has the right only to view data.	BedBoardModule, Index Read
BedBoardModule, Update	BedBoardModule Update permission, user has the right to modify data.	BedBoardModule, Index Update
BedInformation, Read	BedInformation Read permission, user has the right only to view data.	BedInformation, Index Read
		BedInformation, ClearAll Read
		BedInformation, NotifyChange Read
BedInformation, Update	BedInformation Update permission, user has the right to modify data.	BedInformation, Index Update
ContingencySettings, Read	ContingencySettings Read permission, user has the right only to view data.	ContingencySettings, Index Read
ContingencySettings, Update	ContingencySettings Update permission, user has the right to modify data.	ContingencySettings, Index Update
DischargeClinic, Read	DischargeClinic Read permission, user has the right only to view data.	DischargeClinic, Index Read
DischargeClinic, Update	DischargeClinic Update permission, user has the right to modify data.	DischargeClinic, Delete Update
		DischargeClinic, Index Update
EmsBedStatusAdmin, EMS Supervisor	EmsBedStatusAdmin EMS Supervisor permission, user has the right to re-assign the bed cleaning to another person and to batch assign the cleaning to a person.	EmsBedStatusAdmin, EMS
		EmsBedStatusAdmin,
		EmsBedStatusAdmin,
EmsBedStatusAdmin, Read	EmsBedStatusAdmin Read permission, user has the right only to view data.	EmsBedStatusAdmin, Edit Read
		EmsBedStatusAdmin, Index Read
		EmsBedStatusAdmin,
EmsBedStatusAdmin, Update	EmsBedStatusAdmin Update permission, user has the right to modify data.	EmsBedStatusAdmin, Edit Update
EMSMobile, Read	EMSMobile Read permission, user has the right only	EMSMobile, EMSList Read

Task Name	Task Description	Operation Name
	view data.	EMSMobile, Users Read
EMSMobile, Update	EMSMobile Update permission, user has the right to modify data.	EMSMobile, EMSList Update
		EMSMobile, Users Update
EmsNotification, Read	EmsNotification Read permission, user has the right only to view data.	EmsNotification, AddEdit Read
		EmsNotification, AddEditAction
		EmsNotification, Delete Read

		EmsNotification, Index Read
EmsNotification, Update	EmsNotification Update permission, user has the right to modify data.	EmsNotification, DeleteAction EmsNotification, Index Update
EmsStaff, Read	EmsStaff Read permission, user has the right only to view data.	EmsStaff, Delete Read EmsStaff, Edit Read EmsStaff, Index Read
EmsStaff, Update	EmsStaff Update permission, user has the right to modify data.	EmsStaff, Delete Update EmsStaff, Edit Update
EventNotification, Read	EventNotification Read permission, user has the right only to view data.	EventNotification, EventNotification, AddEdit Read EventNotification, EventNotification, Index Read
EventNotification, Update	EventNotification Update permission, user has the right to modify data.	EventNotification, Index Update
Exception, Read	Exception Read permission, user has the right only to view data.	Exception, Index Read
FacilityDiversion, Read	FacilityDiversion Read permission, user has the right only to view data.	FacilityDiversion, Add Read FacilityDiversion, FacilityDiversion, Edit Read FacilityDiversion, EditConfirmation FacilityDiversion, FilterDiversions FacilityDiversion, Index Read
FacilityDiversion, Update	FacilityDiversion Update permission, user has the right to modify data.	FacilityDiversion, Index Update

Task Name	Task Description	Operation Name
FacilitySettings, Read	FacilitySettings Read permission, user has the right only to view data.	FacilitySettings, Index Read
FacilitySettings, Update	FacilitySettings Update permission, user has the right to modify data.	FacilitySettings, Index Update
Home, Read	Home Read permission, user has the right only to view data.	Home, Index Read Home, Index2 Read Home, PatientInquiry Read Home, RemoveAdmission Read Home, UndoRemoveAdmission
Home, Update	Home Update permission, user has the right to modify data.	Home, RemoveAdmissionPost Home, UndoRemoveAdmissionPost
IconLegend, Read	IconLegend Read permission, user has the right only to view data.	IconLegend, Index Read
IconLibrary, Read	IconLibrary Read permission, user has the right only to view data.	IconLibrary, Edit Read IconLibrary, Index Read IconLibrary, ResetConfirmation
IconLibrary, Update	IconLibrary Update permission, user has the right	IconLibrary, Edit Update IconLibrary, Index Update

	to modify data.	IconLibrary, ResetConfirmation
Information, Read	Information Read permission, user has the right only to view data.	Information, Index Read
MaintainMarquee, Read	MaintainMarquee Read permission, user has the right only to view data.	MaintainMarquee, Index Read
MaintainMarquee, Update	MaintainMarquee Update permission, user has the right to modify data.	MaintainMarquee, ChangeMarquee Update
NationalAndRegional, Read	NationalAndRegional Read permission, user has the right only to view data.	NationalAndRegional, Index Read
NewEvents, Read	NewEvents Read permission, user has the right only to view data.	NewEvents, Index Read
Numi, Read	NUMI Read permission, user has the right only to view data.	Numi, Add Read
		Numi, Delete Read

Task Name	Task Description	Operation Name
		Numi, Edit Read
		Numi, Index Read
Numi, Update	NUMI Update permission, user has the right to modify data.	Numi, Delete Update
		Numi, Edit Update
PAP, User	PAP permission, the right to access methods exposed by PAP service.	http://tempuri.org/IAdministrativeFunctions/GetDomains
		http://tempuri.org/IAdministrativeFunctions/GetCurrentDomain
		http://tempuri.org/IAdministrativeFunctions/GetRoles
		http://tempuri.org/IAdministrativeFunctions/GetBulkPolicies
		http://tempuri.org/IAdministrativeFunctions/GrantPermission
		http://tempuri.org/IAdministrativeFunctions/RevokePermission
		http://tempuri.org/IAdministrativeFunctions/GetRoleByName
		http://tempuri.org/IAdministrativeFunctions/GetPermissionsByResourceType
		http://tempuri.org/IAdministrativeFunctions/GetAllUsersAndDomain
		http://tempuri.org/IAdministrativeFunctions/GetAllUserRoles
		http://tempuri.org/IAdministrativeFunctions/AssignUser
		http://tempuri.org/IAdministrativeFunctions/DeassignUser
		http://tempuri.org/IAdministrativeFunctions/GetPolicy
		http://tempuri.org/IAdministrativeFunctions/ClearPermissionsForResource
		http://tempuri.org/IAdministrativeFunctions/AddActionEntityType
		http://tempuri.org/IAdministrativeFunctions/AddOperation
http://tempuri.org/IAdministrativeFunctions/AddRole		
http://tempuri.org/IAdministrativeFunctions/AddTask		
http://tempuri.org/IAdministrativeFunctions/AssignOperations		

http://tempuri.org/IAdministrativeFunctions/AssignRole
http://tempuri.org/IAdministrativeFunctions/ChangeUser

Task Name	Task Description	Operation Name
		Password
		http://tempuri.org/IAdministrativeFunctions/DeassignOperations
		http://tempuri.org/IAdministrativeFunctions/DeassignRole
		http://tempuri.org/IAdministrativeFunctions/DeleteActionEntityType
		http://tempuri.org/IAdministrativeFunctions/DeleteOperation
		http://tempuri.org/IAdministrativeFunctions/DeletePermissionForResourceAndOperation
		http://tempuri.org/IAdministrativeFunctions/DeletePermissionsForResourcesAndOperations
		http://tempuri.org/IAdministrativeFunctions/DeleteRole
		http://tempuri.org/IAdministrativeFunctions/DeleteTask
		http://tempuri.org/IAdministrativeFunctions/GetActionEntityTypes
		http://tempuri.org/IAdministrativeFunctions/GetAvailableDomains
		http://tempuri.org/IAdministrativeFunctions/GetCallerIsSuperUser
		http://tempuri.org/IAdministrativeFunctions/GetConnectedRolesAndOperations
		http://tempuri.org/IAdministrativeFunctions/GetEntityTypes
		http://tempuri.org/IAdministrativeFunctions/GetOperationByName
		http://tempuri.org/IAdministrativeFunctions/GetOperationByNameExcludingId
		http://tempuri.org/IAdministrativeFunctions/GetOperations
		http://tempuri.org/IAdministrativeFunctions/GetRoleByNameExcludingId
		http://tempuri.org/IAdministrativeFunctions/GetRoleDefinition
		http://tempuri.org/IAdministrativeFunctions/GetRolesDefinitionIntersect
		http://tempuri.org/IAdministrativeFunctions/GetRoleUsers
		http://tempuri.org/IAdministrativeFunctions/GetSubscriptions

Task Name	Task Description	Operation Name
		http://tempuri.org/IAdministrativeFunctions/GetTaskByName
		http://tempuri.org/IAdministrativeFunctions/GetTaskByNameExcludingId
		http://tempuri.org/IAdministrativeFunctions/GetTaskDefinition
		http://tempuri.org/IAdministrativeFunctions/GetTasks
		http://tempuri.org/IAdministrativeFunctions/GetUserBySid

		http://tempuri.org/IAdministrativeFunctions/GetUserByUserName
		http://tempuri.org/IAdministrativeFunctions/GetUserDefinedRoles
		http://tempuri.org/IAdministrativeFunctions/GetUserGroupId
		http://tempuri.org/IAdministrativeFunctions/GetUserRoles
		http://tempuri.org/IAdministrativeFunctions/InsertPermissionForResourceAndOperation
		http://tempuri.org/IAdministrativeFunctions/InsertPermissionsForResourceAndOperations
		http://tempuri.org/IAdministrativeFunctions/InsertResource
		http://tempuri.org/IAdministrativeFunctions/IsChild
		http://tempuri.org/IAdministrativeFunctions/RefreshCache
		http://tempuri.org/IAdministrativeFunctions/SearchUsers
		http://tempuri.org/IAdministrativeFunctions/SetCurrentDomain
		http://tempuri.org/IAdministrativeFunctions/SynchronizeAllSubscribers
		http://tempuri.org/IAdministrativeFunctions/UpdateOperation
		http://tempuri.org/IAdministrativeFunctions/UpdateRole
		http://tempuri.org/IAdministrativeFunctions/UpdateTask
Patient, Read	Patient Read permission, user has the right only to view data.	Patient, Admission Read Patient, Select Read
Patient, Update	Patient Update permission, user has the right to modify data.	Patient, Admission Update
Reporting Services, Fetch	Reporting Services Fetch permission, the right to bring	rep, Active Admission Orders Report

Task Name	Task Description	Operation Name
	the list of reports from Reporting Services.	rep, Active Discharge Orders Report
		rep, Active Transfer Orders Report
		rep, Antic Discharge Orders Report
		rep, BED AVAILABILITY STATUS REPORT
		rep, Bed Specialty Report
		rep, Bed Specialty Roster
		rep, Bed Summary Report
		rep, Bed Turnaround Time Report
		rep, Beds Out of Service Report (All)
		rep, Beds Out of Service Report (By Date)
		rep, Discharges In Progress
		rep, Emergency Management Evacuation
		rep, Icon Usage Report
		rep, Patient Inquiry
		rep, Patient Movement Report
		rep, Patient Movements by Date

		rep, Patients w Discharge Appointments
		rep, Scheduled Admissions by Date
		rep, Scheduled Admissions Report
		rep, VISN Bed Summary Report
		rep, VISN Network Active Report
		rep, VISN Network Audit Report
		rep, VISN Network Contract Report
		rep, VISN Network Disposition Report
		rep, Wait List Status Report
Reports, Read	Reports permission, user has the right only to view data.	Reports, Index Read
SiteOptions, Read	SiteOptions permission, user has the right only to view data.	SiteOptions, Index Read SiteOptions, EvacuationConfirmation Read
SiteOptions,	SiteOptions Update permission, user has the right	SiteOptions, Index Update

Task Name	Task Description	Operation Name
	modify data.	SiteOptions, EvacuationConfirmation
Transfer, Read	Transfer permission, user has the right only to view data.	Transfer, AddTransfer Read Transfer, EditTransfer Read Transfer, FinalizeTransfer Read Transfer, Index Read
Transfer, Update	Transfer Update permission, user has the right to modify data.	Transfer, AddTransfer Update Transfer, EditTransfer Update Transfer, FinalizeTransfer Update
UnavailableReason, Read	UnavailableReason Read permission, user has the right only to view data.	UnavailableReason, Delete Read UnavailableReason, Edit Read UnavailableReason, Index Read
UnavailableReason, Update	UnavailableReason Update permission, user has the right to modify data.	UnavailableReason, Delete Update UnavailableReason, Edit Update UnavailableReason, Index Update
UserConfiguration, Read	UserConfiguration permission, user has the right only to view data.	UserConfiguration, Index Read UserConfiguration, SearchUser UserConfiguration, SelectUser Read
UserConfiguration, Update	UserConfiguration Update permission, user has the right to modify data.	UserConfiguration, Index Update
VistaIntegration, Read	VistaIntegration permission, user has the right only to view data.	VistaIntegration, Audit Read VistaIntegration, Categories Read VistaIntegration, DeleteScheduler VistaIntegration, Index Read VistaIntegration, Schedulers Read VistaIntegration, VistaIntegration, VistaIntegration, VistASites Read
		VistaIntegration, Categories Update

VistaIntegration, Update	VistaIntegration Update permission, user has the right to modify data.	VistaIntegration, DeleteScheduler
		VistaIntegration, Schedulers Update

Task Name	Task Description	Operation Name
		VistaIntegration, VistASites Update
WaitingArea, Read	WaitingArea permission, user has the right only to view data.	WaitingArea, Delete Read
		WaitingArea, Edit Read
		WaitingArea, Index Read
WaitingArea, Update	WaitingArea Update permission, user has the right to modify data.	WaitingArea, DeleteAction Update
		WaitingArea, Edit Update
		WaitingArea, Index Update
WardConfiguration, Read	WardConfiguration permission, user has the right only to view data.	WardConfiguration, Delete Read
		WardConfiguration, Index Read
WardConfiguration, Update	WardConfiguration Update permission, user has the right to modify data.	WardConfiguration, Index Update
		WardConfiguration, DeleteWard
WardOccupancy, Read	WardOccupancy permission, user has the right only to view data.	WardOccupancy, Index Read
WardWhiteboard, Read	WardWhiteboard permission, user has the right only to view data.	WardWhiteboard, Edit Read
		WardWhiteboard, EditPT Read
		WardWhiteboard, Index Read
		WardWhiteboard, NotifyChange
		WhiteboardStaff, Index Read
		WardWhiteboard, ShowReport
		WardWhiteboard, Submit Read
		WardWhiteBoard, WardWhiteBoard
		WardWhiteboard, ClearAll Read
WardWhiteboard, Update	WardWhiteboard Update permission, user has the right to modify data.	WardWhiteBoard, WardWhiteBoard
		WhiteboardStaff, Index Update
		WardWhiteboard, Edit Update

7.4 Role Definitions

To view the actual definition of a BMS user role, from the Definitions folder select Role Definitions and double click the role name in the main panel of Policy Manager: in the Role Definition Properties dialog window, select the Definition tab to display it as in the following image:

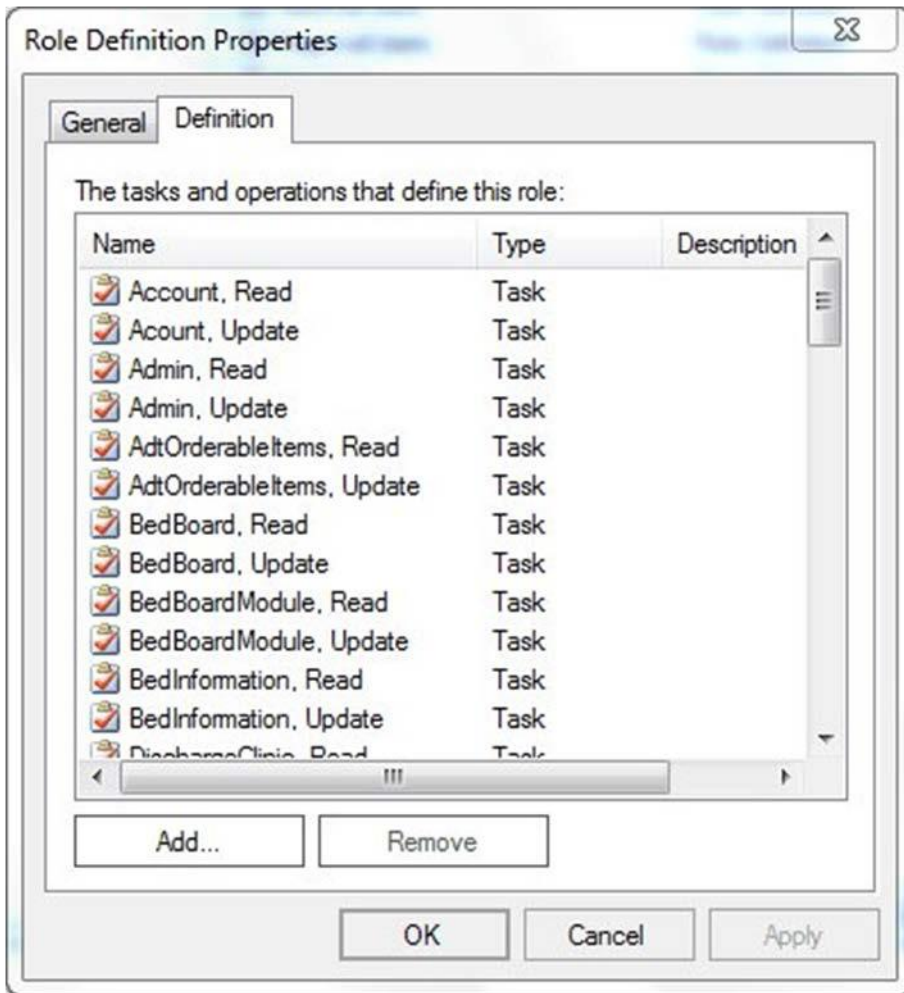


Figure 81-Role Definition

7.5 Assigning a Role to a User

To assign one of the roles defined for BMS to a user follow the steps below.

From the main page of Policy Manager, from Role assignments folder select a role then right-click and select “Assign Windows Users and Groups”: the following dialog is displayed.

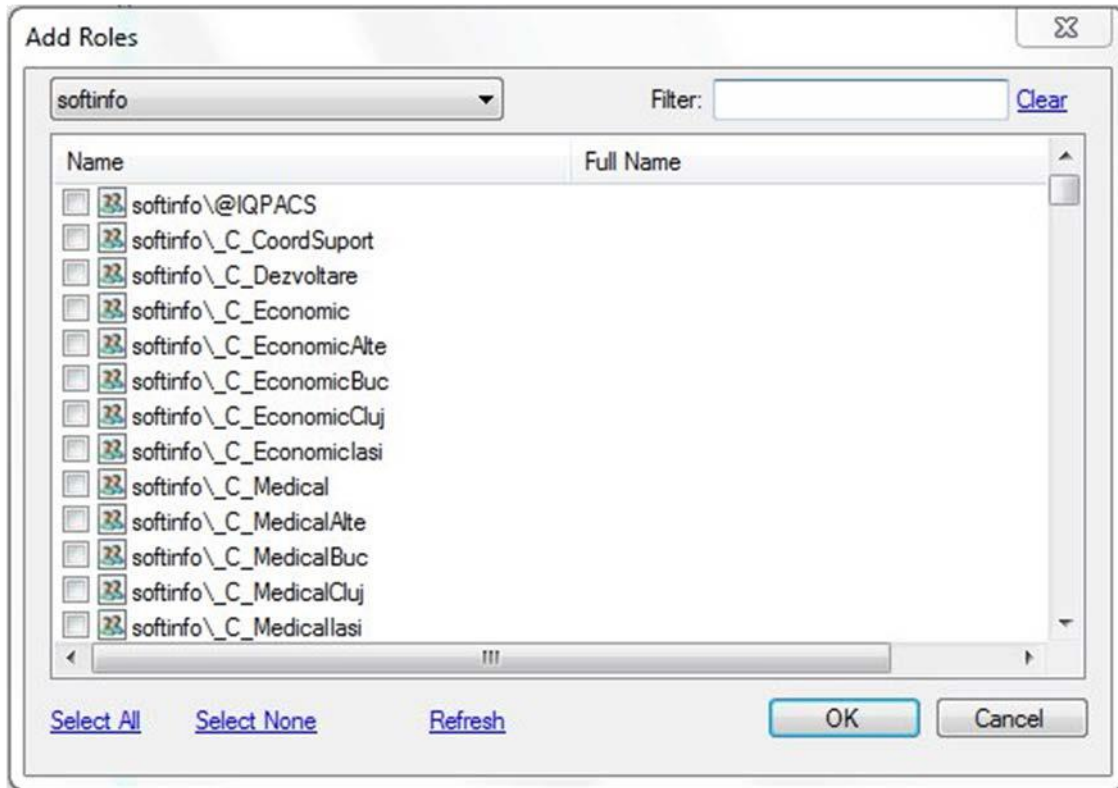


Figure 82-Assigning Roles to Users

A list of users and user groups existing in the current domain are displayed. Use the arrow button of the field in the upper left corner of the dialog to select the domain and the Filter field if necessary, and then click each applicable check box to select the user or group of users for which you want to assign the selected BMS role. Click OK to finalize the operation.

7.6 Adding a New Role

To add a new role, click the Add Role button from the main Policy Manager window or right-click Role Definitions folder and select New Role Definition...: the following dialog window is displayed:

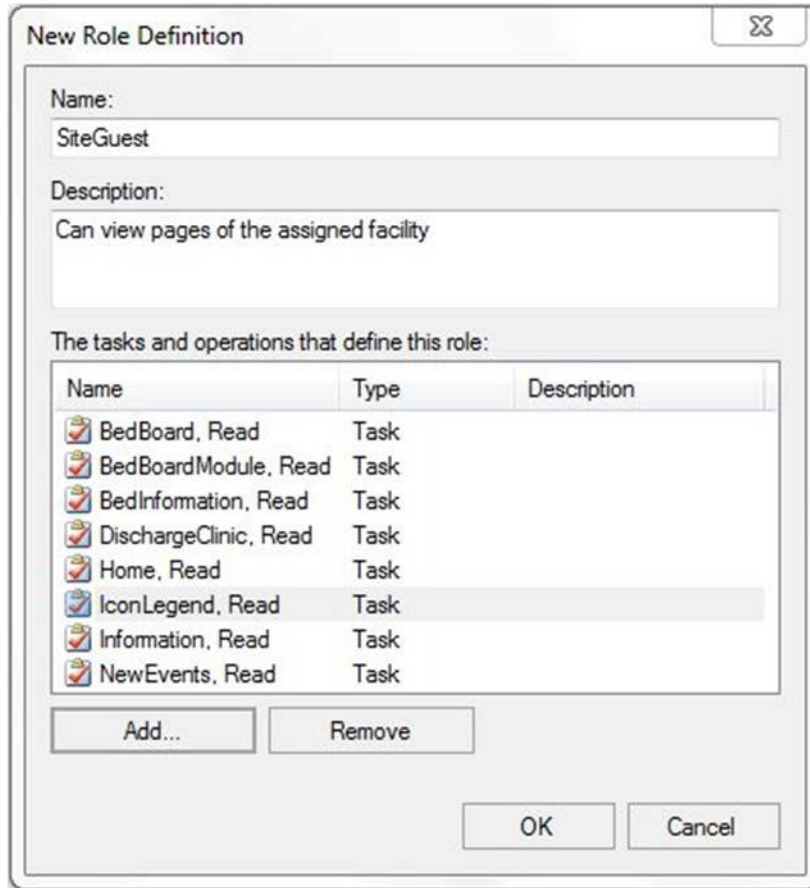


Figure 83-New Role Definition

Enter the name of the new role and a short description.

To add the tasks and operations that can be performed for this role click the Add button to display the following dialog window:

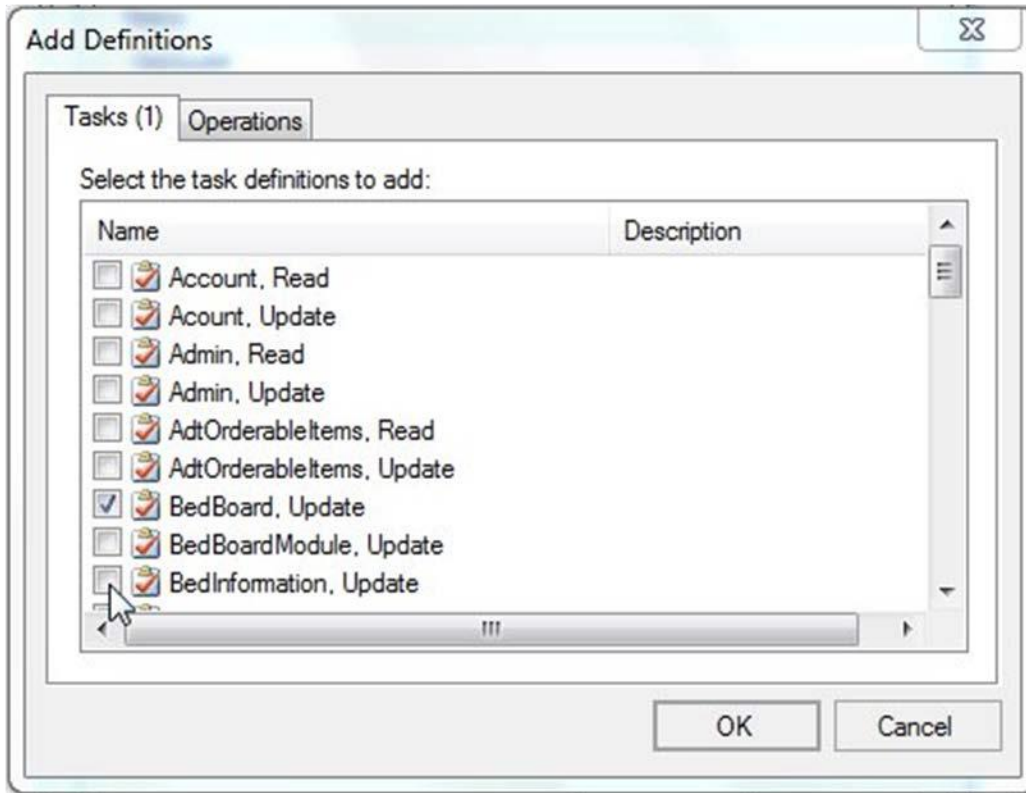


Figure 84-Adding Tasks and Operations to a Role

Tasks and operations that can be performed within the BMS system are available in separate tabs. Select the ones to be included in the definition of the current role (the number of selected tasks/operations will be displayed in the corresponding tab title) then press OK:

The selected tasks and operations will be displayed in the New Role Definition dialog box. Press OK to add the role to the list of roles defined for BMS: The Roles Definitions list will be updated to contain the new role. To add the new role to the Role Assignment folder, select the folder, right-click and select Assign Roles to display the following dialog window:

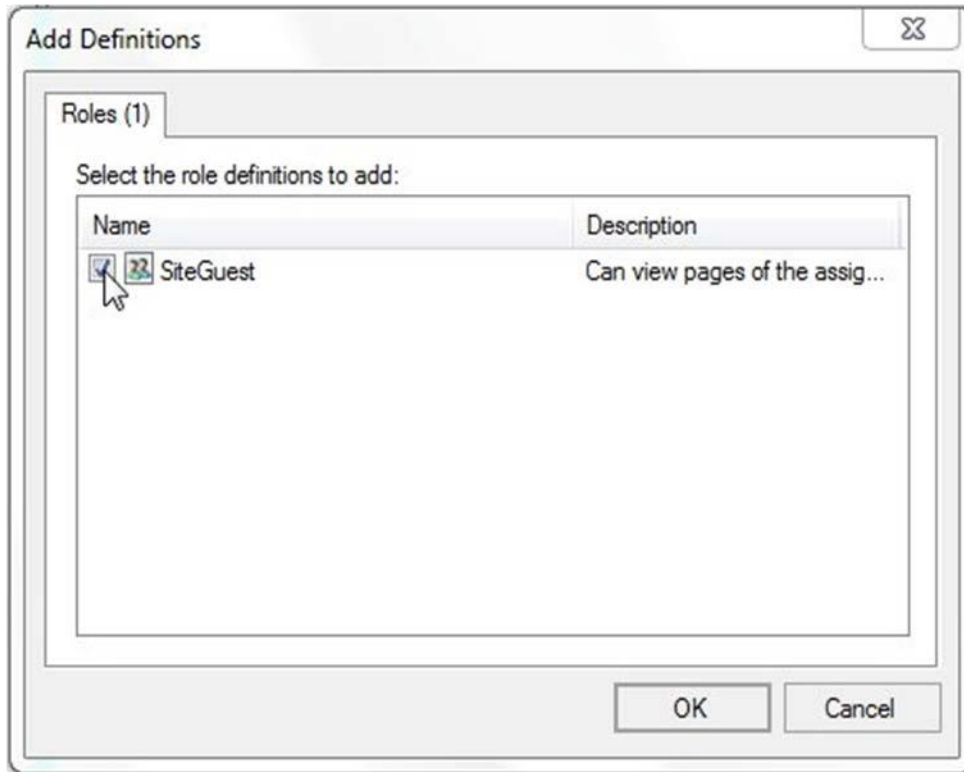


Figure 85-Add Role to Role Assignments List

Select the role then press OK: The newly added role will be displayed in the Role Assignments list and you will be able to assign the new role to BMS users.

7.7 Adding a New Task

To add a new task, click the Add Task button from the main Policy Manager window or right-click Task Definitions folder and select New Task Definition: The following dialog window is displayed:

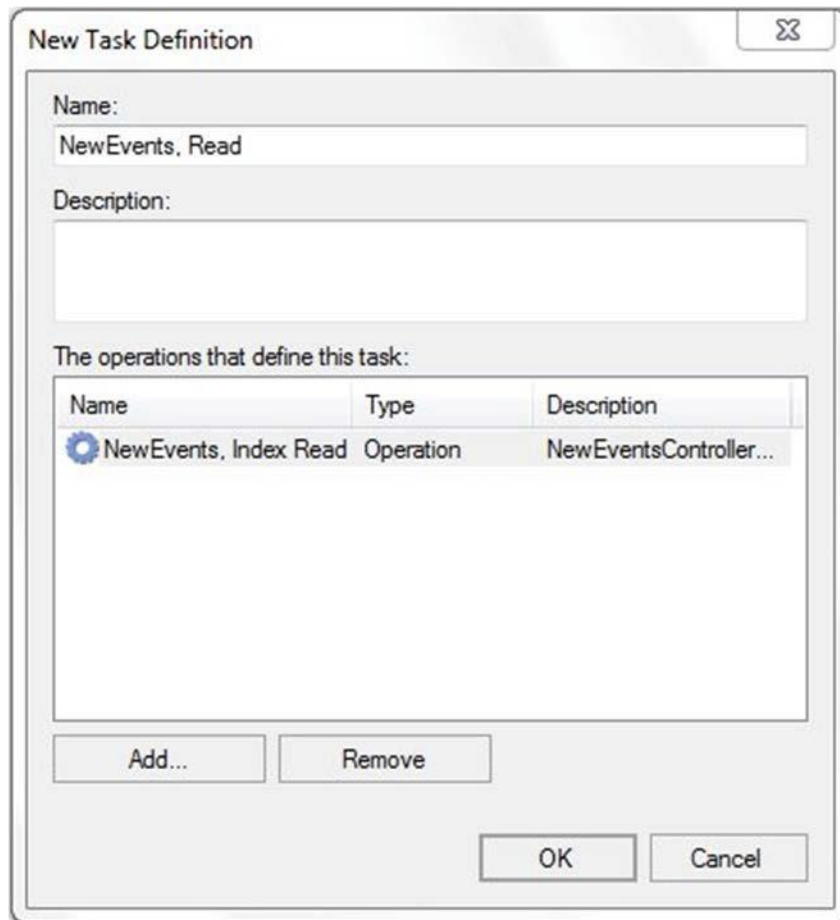


Figure 86-New Task Definition

Enter the name of the new task followed by read/write option and a short description.
 To add the operations that define the Task, click the Add button to display the following dialog window:

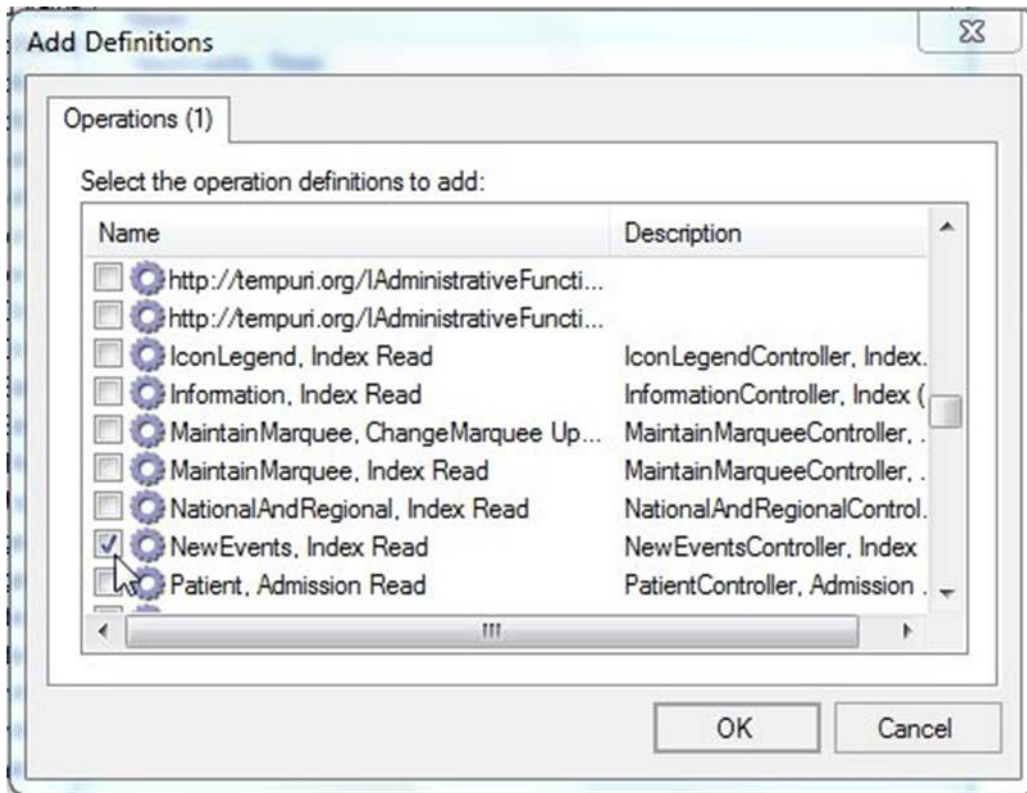


Figure 87-Adding Operations to a Task

Select the operations that define the selected task then click OK to return to the New Task Definition dialog box. Click OK to add the new task to the Task Definitions list.

7.8 Adding a New Operation

To add a new operation, click the Add Operation button from the main Policy Manager window or right-click Operation Definitions folder and select New Operation Definition: The following dialog window is displayed.

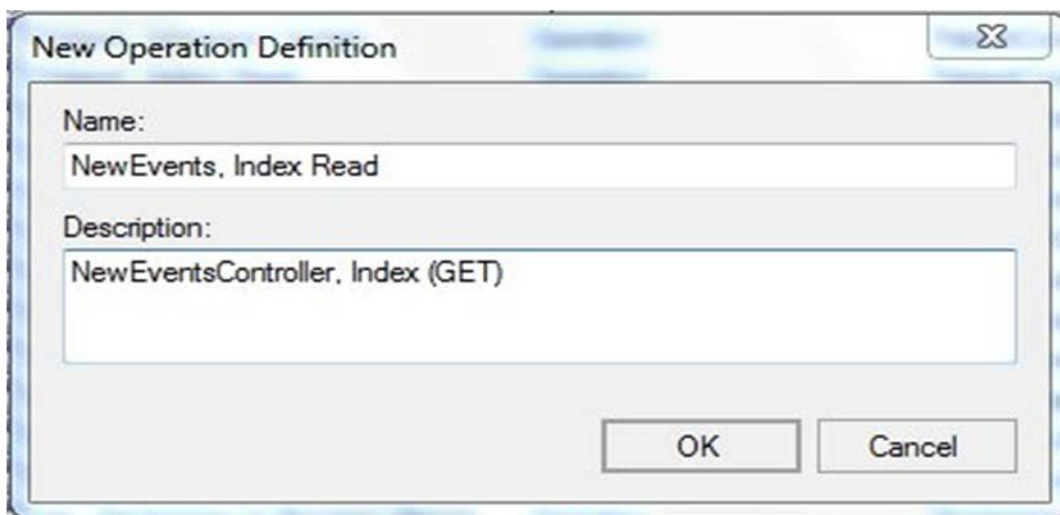


Figure 88-New Operation Definition

Enter the name of the new operation followed by read/write option and a short description. Click OK to add the new operation to the Operation Definitions list.

7.9 Business scenarios and use cases

Authentication

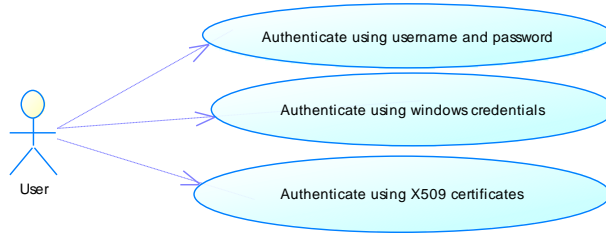


Figure 89-Authentication Use Cases

Section	Description
Use Case Name	User authentication
Summary	In the above diagram it is represented the methods that a client application can use to authenticate their users.
Preconditions	The users, that will use the client application, need to be defined in an Active Directory
Triggers	External
Basic course of events	<ol style="list-style-type: none"> 1. The client application will send the user and the password or windows credentials 2. The system verifies the login information. 3. The system returns the result of the verification to the client application.
Alternative paths	<ol style="list-style-type: none"> 1. The client application will send the X509 certificate of his user 2. The system verifies the certificate 3. The system returns the result

Authorization

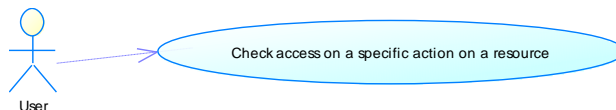


Figure 90-Authorization Use Cases

Section	Description
Use Case Name	User authorization
Summary	In the above diagram it is represented the methods that a client application can use to check if an authenticated user has access to a specified action on a resource.
Preconditions	The users, actions and resources must be defined in an Active Directory structure that the Security Service is using.
Triggers	External
Basic course of events	<ol style="list-style-type: none"> 1. The client application will invoke a check access method for a specified action on a specific resource 2. The system will find the actions that the requesting users has access 3. The system returns true/false if the action requested is among the users defined actions

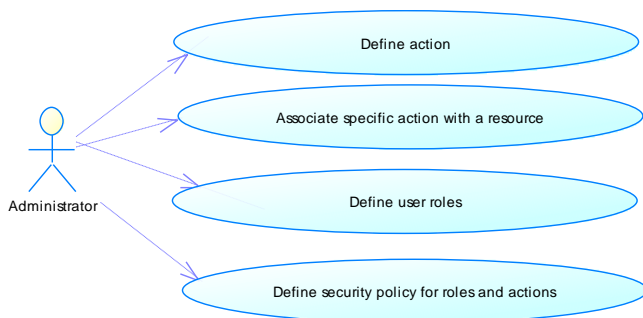


Figure 91- Authorization Administration Use Cases

Section	Description
Use Case Name	Action and resource management
Summary	Administrative console can define actions and resources and associate an action with a resource type.
Preconditions	The association method mandates that the action and the resource type should already be defined
Triggers	External
Basic course of events	<ol style="list-style-type: none"> 1. The client application will invoke a create action 2. The system will try to create requested action. 3. The system will fail if the specified action name already exists, or specified id already exists.

Section	Description
Use Case Name	Role management
Summary	Administrative console can define user roles and associate users/user groups with roles.
Preconditions	The association method mandates that the role should already be defined
Triggers	External
Basic course of events	<ol style="list-style-type: none"> 1. The client application will invoke a create role 2. The system will try to create requested role. 3. The system will fail if the specified role name already exists, or specified id already exists.

Section	Description
Use Case Name	Security policy management
Summary	Administrative console can associate users (groups of users) with roles. These roles are then associated with an action (operation).
Preconditions	The association method mandates that the action and the resource type should already be defined.
Triggers	External

8 Detailed Functional Model on Each Interface

8.1 Service contracts

Authentication

The security service for authentication is represented by STS – security token cache that will issue a token whether the authentication succeeded, otherwise it will deny access to the application server. This STS Service will authenticate the user through WS-Security and validate application servers through WS-Trust using SAML v2.0 Token (Security Assertion Markup Language).

Authorization

The security services for authorization are represented by a PDP and PAP implementation. PDP stands for policy decision point where the authenticated user can check the permission for a specified action on a specified resource. PAP stands for policy administration point. Here an administrative console can define actions, resource-types, roles and make associations with them (define security policies) that will server for PDP. The PDP service exposes one method: CheckAccess, whilst PAP service has specific functions for policy administration.

Detailed functional model on each interface

STS – Security Token Service

- Authenticate

Business friendly name	User authentication
Description	The function decides if the user and the password supplied as parameters are valid. Will return true on success and false on any failure.
Inputs	Windows client credentials or Username – representing the username of the requested user. Password – the password of the requested user.
Outputs	True - on success False – on failure

PDP – Policy Decision Point

- CheckPermission

Business friendly name	User authorization – check Access
Signature	<i>Message</i> CheckAccess (<i>Message</i> request);
Description	The function decides if the user has the privilege to access the specified action(s) on the specified resource.
Inputs	Username, operation name and resource id are encapsulated in the SAML Message class
Outputs	A Message containing the permit or deny result.

PAP – Policy Administration Point

Name	Description	Input	Output
AddRole	Adds a role	<i>String</i> name – name of the new role <i>String</i> description – role description	<i>String</i> – new role's id
Delete Role	Delete a role	<i>String</i> id – role's id	<i>String</i> – deleted role's id
Update Role	Update a role	<i>String</i> id – role's id <i>String</i> name – role's name <i>String</i> description –role's description	<i>bool</i> – operation result: <i>true</i> on succeeded; <i>false</i> if any error aroused
Update Task	Update a task	<i>String</i> id – task's id <i>String</i> name –task's name <i>String</i> description – task's description	<i>bool</i> – operation result: <i>true</i> on succeeded; <i>false</i> if any error aroused
Update Operation	Update an operation	<i>String</i> id – operation's id <i>String</i> name – operation's name <i>String</i> description – operation's description	<i>bool</i> – operation result: <i>true</i> on succeeded; <i>false</i> if any error aroused
IsChild	Verifies if the sent operation is part of a task	<i>String</i> id – operation id	<i>bool</i> – operation result
Assign User	Assign an user to a role	<i>String</i> userId – user's id (SID) <i>String</i> roleId – role's id	-
DeassignUser	Delete an association between an user and a role	<i>String</i> userId – user's id (SID) <i>String</i> roleId – role's id	-
Grant	Grant access to a	<i>string</i> resourceId, <i>string</i> actionId,	-

Permission	resource for a role on an action	<i>string</i> roleId	
Revoke Permission	Revokes a permission	<i>string</i> resourceId, <i>string</i> actionId, <i>string</i> roleId	-
GetRoles	Returns a list with all stored roles	<i>Bool</i> assignedOnly - returns assigned roles if parameter is true	<i>List<Role></i> - retrieved roles
Get Operations	Returns a list with all stored operations	-	<i>List<Operation></i> - retrieved operations
GetTasks	Returns a list with all stored tasks	-	<i>List<Task></i> - retrieved tasks
Add Operation	Add a new operation	<i>String</i> name – operation’s name <i>String</i> description – operation’s description	<i>String</i> id – operation’s id
Delete Operation	Delete an operation	<i>String</i> – operation’s id	-
AddTask	Add a new task	<i>String</i> name – task’s name <i>String</i> description – task’s description	<i>String</i> id– tasks’s id
Delete Task	Delete a task	<i>String</i> id– tasks’s id	-
Assign Operations	Associate operations to a task	<i>List<String></i> operationIds – list of operations to be assigned <i>String</i> taskId – task’s id	-
DeassignOperations	Deassign operations from a task	<i>List<String></i> operationIds – list of operations to be assigned <i>String</i> taskId – task’s id	-
GetTaskDefinition	Retrieve a list with all operations of the specified task	<i>String</i> id– tasks’s id	<i>List<DefinitionBase></i> - operation list
GetRole Definition	Returns all associated operations to a specified role	<i>String</i> roleId – role’s id	<i>List<DefinitionBase></i> - operation list
GetRole ByName	Returns a role by name	<i>String</i> name – role’s name	<i>Role</i> – returned role
GetRole ByName Excluding	Returns a role by name excluding the role id sent by parameter	<i>String</i> name – role’s name <i>Guid</i> id – role’s id	<i>Role</i> – returned role
GetTask ByName	Returns a task by name	<i>String</i> name – task’s name	<i>Task</i> – returned task
GetTask ByName ExcludingId	Returns a task by name excluding the task id sent by parameter	<i>String</i> name – task’s name <i>Guid</i> id – task’s id	<i>Task</i> – returned task
Get Operation ByName	Returns an operation by name	<i>String</i> name – operation’s name	<i>Operation</i> – returned operation
Get Operation ByName ExcludingId	Returns an operation by name excluding the operation id sent by parameter	<i>String</i> name – operation’s name <i>Guid</i> id – operation’s id	<i>Operation</i> – returned operation
Get Permissions By Resource Type	Returns a list with operations/task associated with a resource type	<i>String</i> resourceType – Resource type	<i>List<DefinitionBase></i> – operation/task list
GetPolicy	Returns a list with all roles and operations associated with the resource	<i>String</i> resourceId – resource’s id	<i>List<Role></i> – role list. Each role has the associated operations.

GetRole Users	Returns a list with all users associated to a specific role	<i>Guid</i> roleId – role’s id	<i>List<User></i> – user list
Assign Role	Marks a role as assigned	<i>Guid</i> roleId – role’s id	-
Deassign Role	Marks a role as unassigned	<i>Guid</i> roleId – role’s id	-
Get Connected RolesAndOperations	Returns a list with all roles and operations associated with the resource	<i>String</i> resourceId – resource’s id	<i>List<Role_Operation></i> – list with role-operations associations
Clear Permissions For Resource	Removes all permissions for a certain resource (all associations to this resource)	<i>String</i> resourceId – resource’s id	-
Delete PermissionFor Resource And Operation	Deletes a permission form a role based on the resource and operation sent.	<i>String</i> resourceId – resource’s id <i>String</i> roleId – role’s id <i>String</i> actionGUID – operation’s id	-
Insert PermissionFor Resource And Operation	Creates a permission for a certain role and an operation on a resource. It automatically creates the association within the permission and the operation if it doesn’t exist.	<i>String</i> resourceId – resource’s id <i>String</i> roleId – role’s id <i>String</i> actionGUID – operation’s id	-

The security services do not expose a fault contract as usual web services do. Instead, these services deliver information about any issue in processing the request in the return message of the service call (such as authentication error, authorization error etc.).

Data contracts

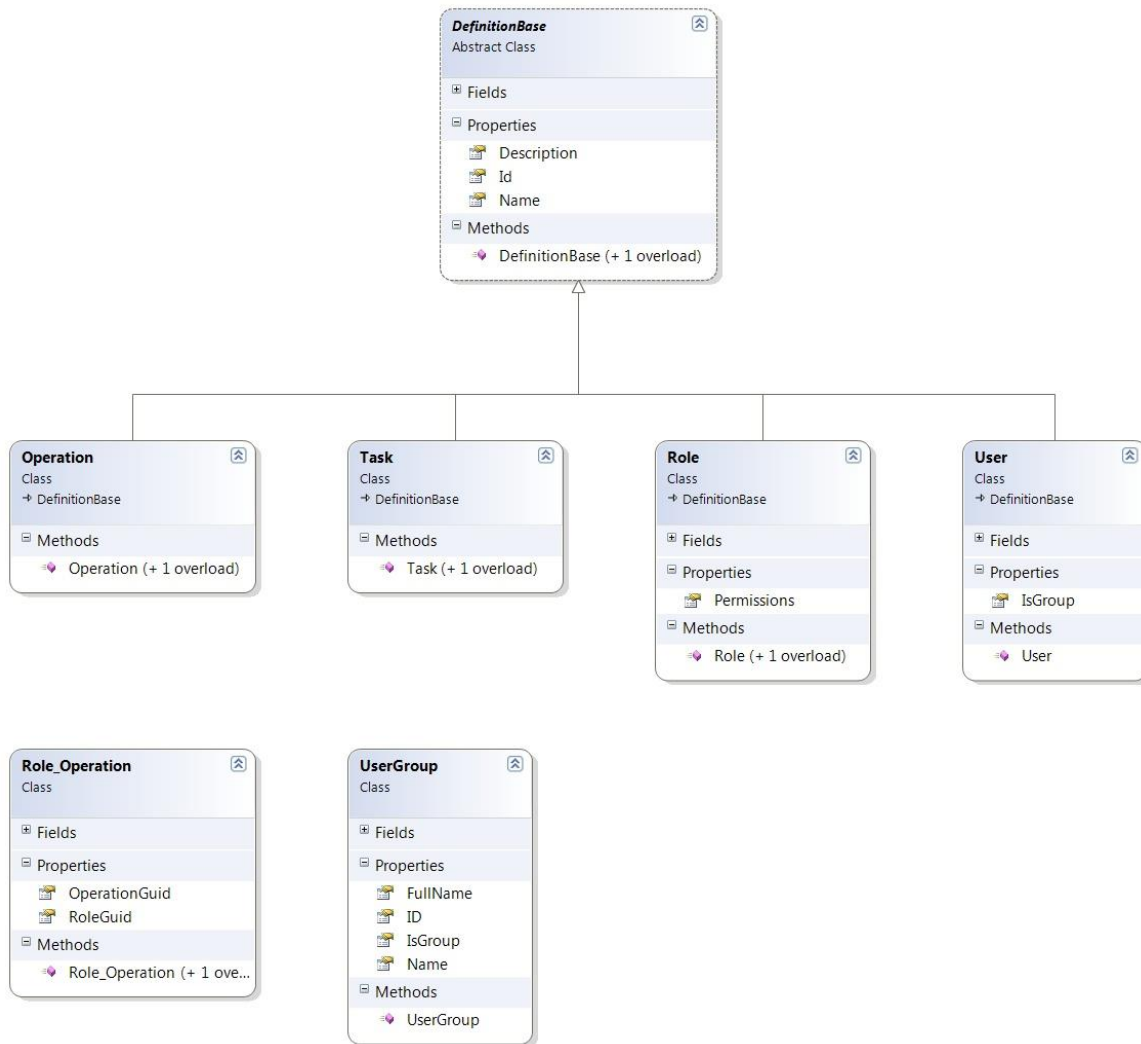


Figure 92-Class Diagram for Data Contracts in PAP and PDP

8.2 BMS Roles

BMS users fall under the following categories:

Administrators: This type of user will customize the BMS settings according to the needs of a facility. They will have access to the Site Options pages. This role refers to a group of users whose members are the person(s) responsible for setting up BMS options for the current facility.

AuditLogUsers: This type of user will have access to Audit Log Report. This role cannot be used alone, only together with another role.

EmsStaff: The EMS group of users will be allowed to edit and update the bed cleaning process but not the other parts of the bed board. Any member of your EMS staff that will be interacting with BMS must be in this group.

EMSSupervisorUsers: The EMS supervisor group of users will be allowed to view the requests for bed clean

operations, to filter existing requests by different criteria and to select requests in order to assign them to EMS staff. This role cannot be used alone, only together with EmsStaff role.

Guests: The guest user will be allowed to generate the National Bed Availability report from National/Regional page.

National Users/Regional Users: This type of user will have access to the National/Regional page only.

Site Users: This type of user only has access to the BMS facility page.

Support Users: This type of user will have access to the Administrative page of the BMS solution. They configure the sites for the BMS facilities and grant access and read/write rights to the users.

VISN Users: This type of user will have access to the pages of different facilities within the VISN where they have been granted access.

9 Troubleshooting

This section contains information on common issues with using BMS solution and how those may be resolved.

Symptom 1

When you try to load the BMS application, one of the following error messages appear:

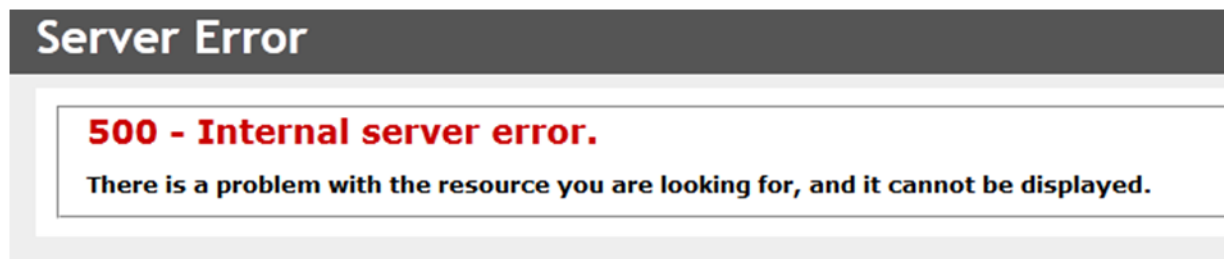


Figure 93-500 Server Error

Problem

IIS is not started/running.

Diagnoses and Solutions

Start the IIS Manager and check if the Application Pool Identity is set to the correct service account. (). Verify the BMS pool is started, If stopped right click on the BMS, Select 'Start'.

Verify the Site 'BMS' is started. If not select 'BMS' under the Site folder in IIS Manager, select 'Start' from the 'Manage Web Site' panel on the right side of the IIS Manager.

Symptom 2

When trying to load the BMS application, one of the following error messages appears:



Figure 94-No Facilities Error

Diagnoses and Solutions

Go to the MULx5 machine and check if the BMS.ServiceHost service is stopped. Start the services.msc console and start the service.

Verify the service started.

Symptom 3

When trying to load the BMS application, one of the following error messages appears:



Figure 95-Unhandled Exception

Diagnoses and Solutions

- Check if BMS.BMSservice service is stopped or SQL Server might also have stopped.
- Go to the SQL Server machine and start the SQL Server from the SQL Server Configuration Manager. Verify if the connection string to the database server is set properly.
- Then go to the services' machine, start the services.msc console and start the BMS.BMSservice service.

Symptom 4

When trying to log-in to the BMS application, the following error is displayed:

- There was an error when trying to login: There was no endpoint listening at http://testaesoftware2:17050/BMSConfigurationOperations that could accept the message. This is often caused by an incorrect address or SOAP action. See InnerException, if present, for more details.

Login was unsuccessful. Please correct the errors and try again.

Login	
User name:	bmsuser
Password:	*****
Facility (Required)	<ul style="list-style-type: none">ALBANY (526A8, ALN)ALBUQUERQUE (501, ABQ)ALTOONA (503, ALT)AMARILLO (504, AMA)ANCHORAGE (463, ANC)ANN ARBOR (506, ANN)ASHEVILLE (537, ASH)AUGUSTA (509, AUG)BALTIMORE (512, BAL)BATH (526A6, BAN)BATTLE CREEK (515, BAC)BAY PINES (516, BAY)BECKLEY (517, BEC)BEDFORD (518, BED)BIG SPRING (519, BIG)BILOXI (520, BIL)BIRMINGHAM (521, BIR)BOISE (531, BOI)BROCKTON (523A5, BRK)BRONX (526, BRX)
<input type="button" value="Connect"/>	
<input type="button" value="Go To Facility Bed Cleaning Page (EMS Staff Only)"/>	

Figure 96-Login Unsuccessful

Diagnoses and Solutions

Check if BMS.BMSservice service is stopped. Go to the services' machine, start the services.msc console and start the service.

Symptom 5

Data does not appear in the reports. Data does not get refreshed in the reports.

Diagnoses and Solutions

In SQL Configuration Manager, check if the SQL Server Agent is started, and if it isn't start it; then, in the SQL Server Management Studio, check if the *BMS - Reports Full* and *BMS - Reports Incremental* are deployed and run without errors. If the jobs are not deployed, install them.

Symptom 6

A report is missing from Other Reports section on the Facility Home Page (e.g. *EMS Bed Status Report (Admin)*).

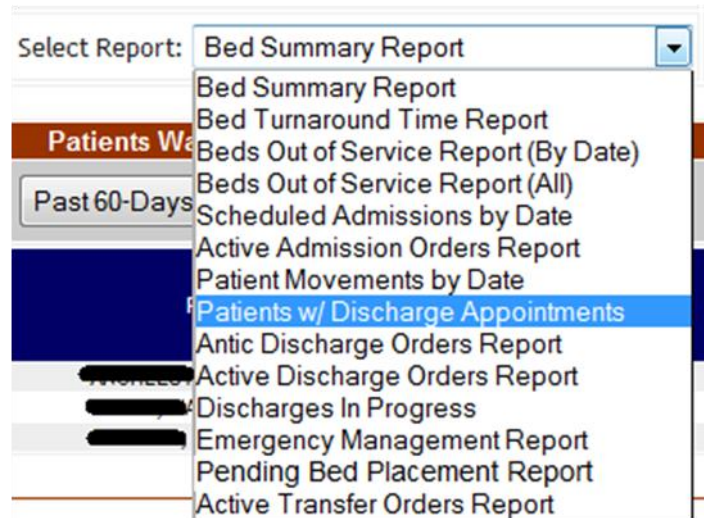


Figure 97- EMS Bed Status Report is Missing

Diagnoses and Solutions

Check if the report is missing from the SQL Server Reporting Services. Go to the management web page and add the missing report (Upload File).

Symptom 7

When trying to view one of the reports (other than the *Other Reports*) the following error appears:

[Return to Previous Page](#)

Error

rsItemNotFound The item '/BMS/Others/Bed Specialty Report' cannot be found. (rsItemNotFound)

Figure 98- Report Cannot be Found

Diagnoses and Solutions

Check if the mentioned report is missing from the Reporting Services. Go to the management web page and add the specified report.

BMS Log Files

There are five log files available to anyone supporting the BMS system, the **WinServiceHost**, the **SecurityHost**, the **BMS.ServiceHost**, the **BMS.VI.ServiceHost** and the **WebTrace log**.

- The WinServiceHost log file is named BMS-Services.log and its location is on the application server (vausbmsmulx5) D:\BMS\Bin.
- The SecurityHost log file is named BMS-Security.log and its location is on the application server

(vaausbmsmulx5) D:\BMS\Bin.

- The BMS.ServiceHost logfile is named BMS.trace.log and its location is on the application server (vaausbmsmulx5) at D:\BMS\Bin\BMS.
- The BMS.VI.ServiceHost logfile is named BMS.VI.trace.log and its location is on the application server (vaausbmsmulx6) at D:\BMS\Bin\BMS.
- The Web trace log is named WebTrace.log and its location is on the web server (vaausbmswebx5) at D:\BMS\BMS.Web.

These logs contain various types of information (informational, warnings, and errors) with the exception of the web trace log, which only contains error messages.

There is no log file for MDWS, those errors are captured through our integration calls and posted in the BMS.ServiceHost log file (Trace.log). These are bit trickier to debug as in any attempt requires the exact parameters to be passed to MDWS.

10 Appendix A – BMS Diagrams

10.1 Business Process Diagrams

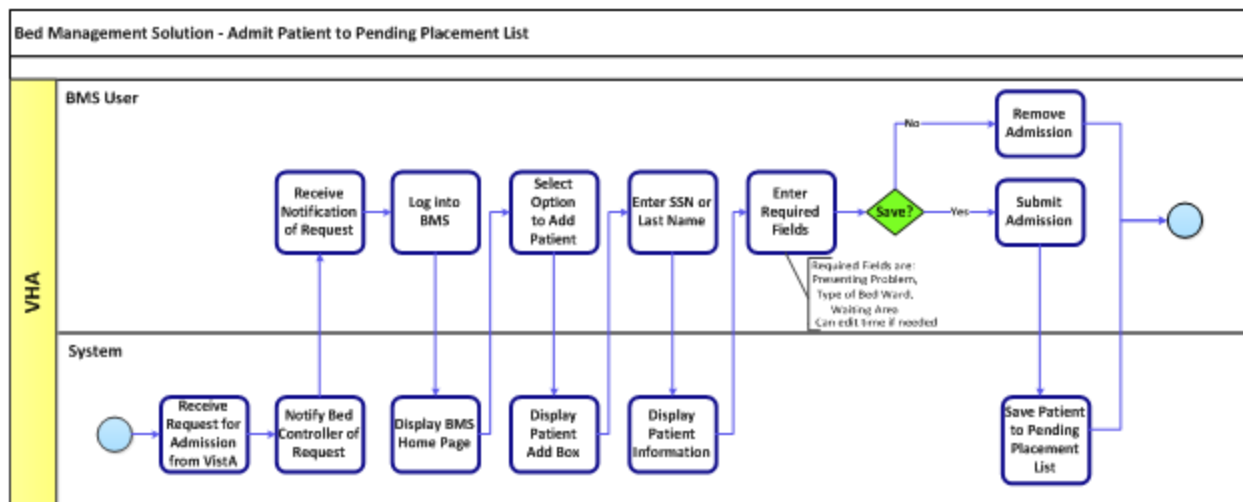


Figure 99-Admit Patient to PPBP Business Process

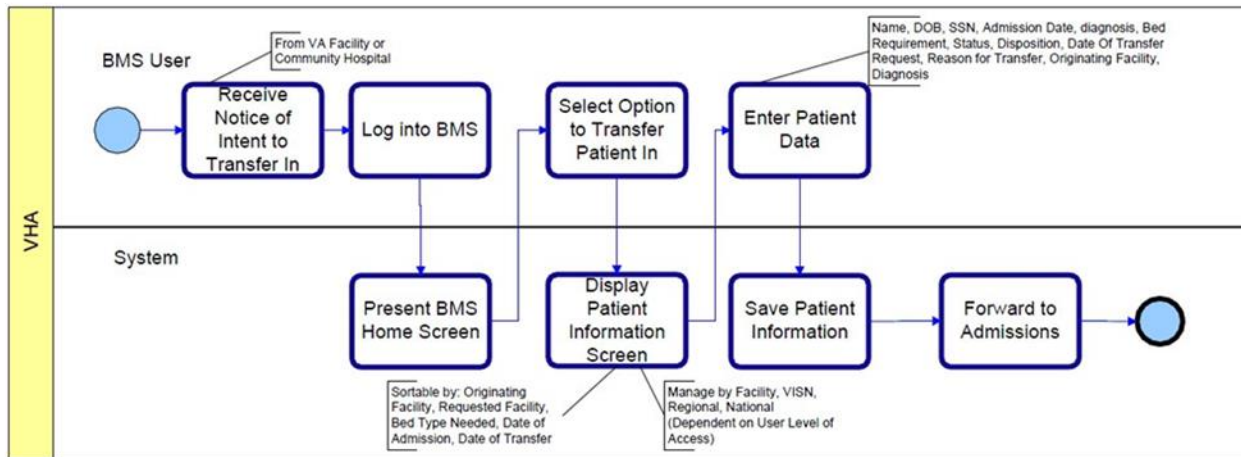


Figure 100-Transfer Patients to PPBP Business Process

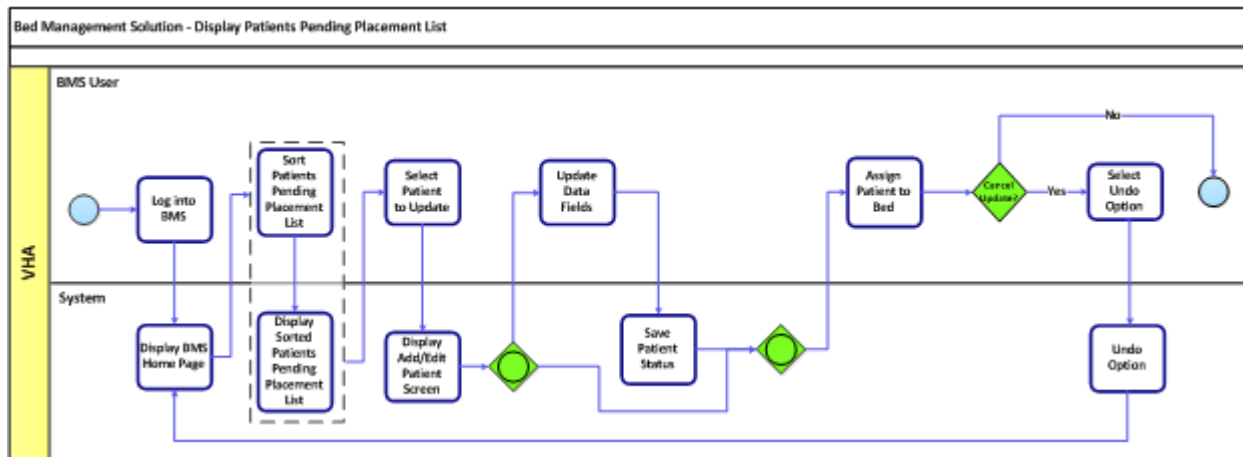


Figure 101-Display and Update PPBP Business Process

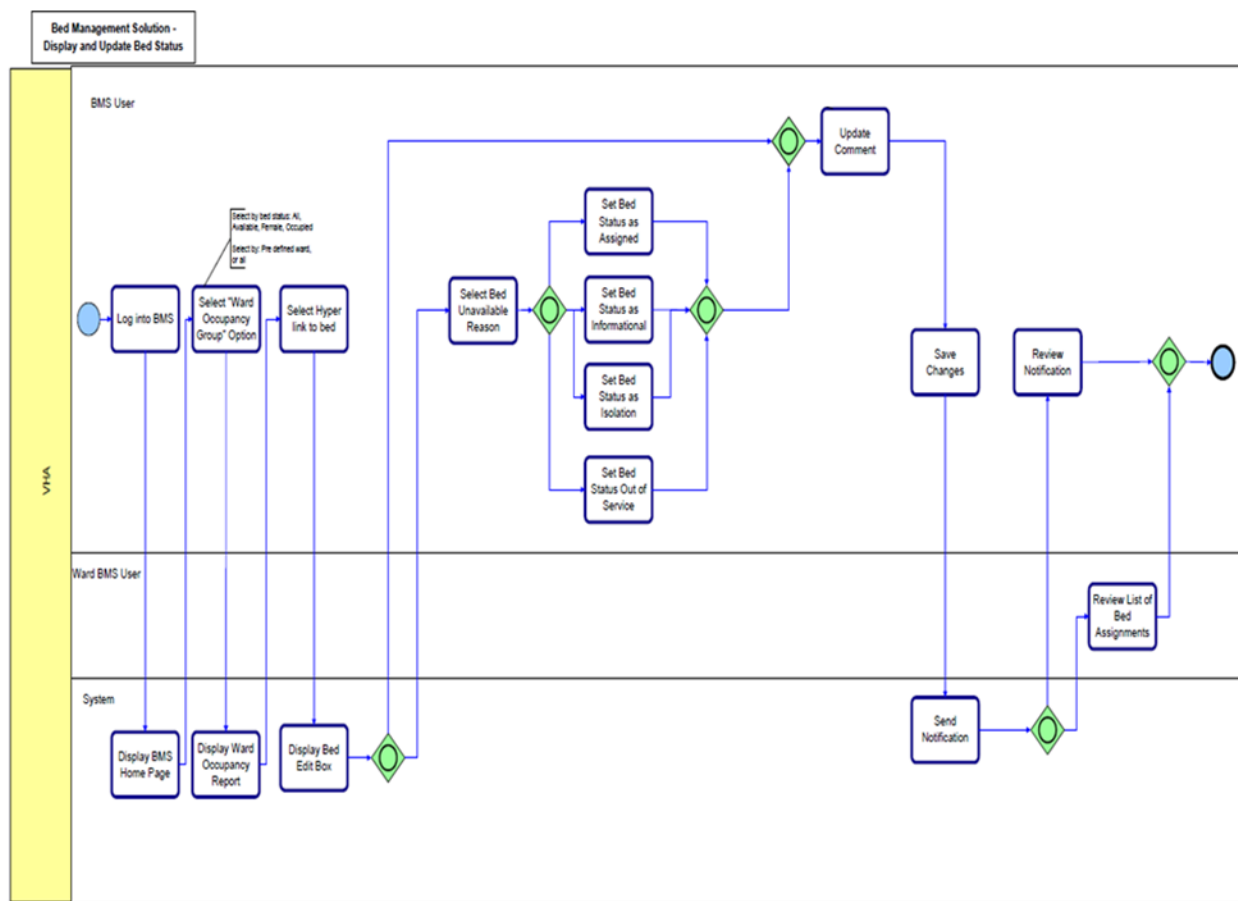


Figure 102-Display and Update Bed Status Business Process

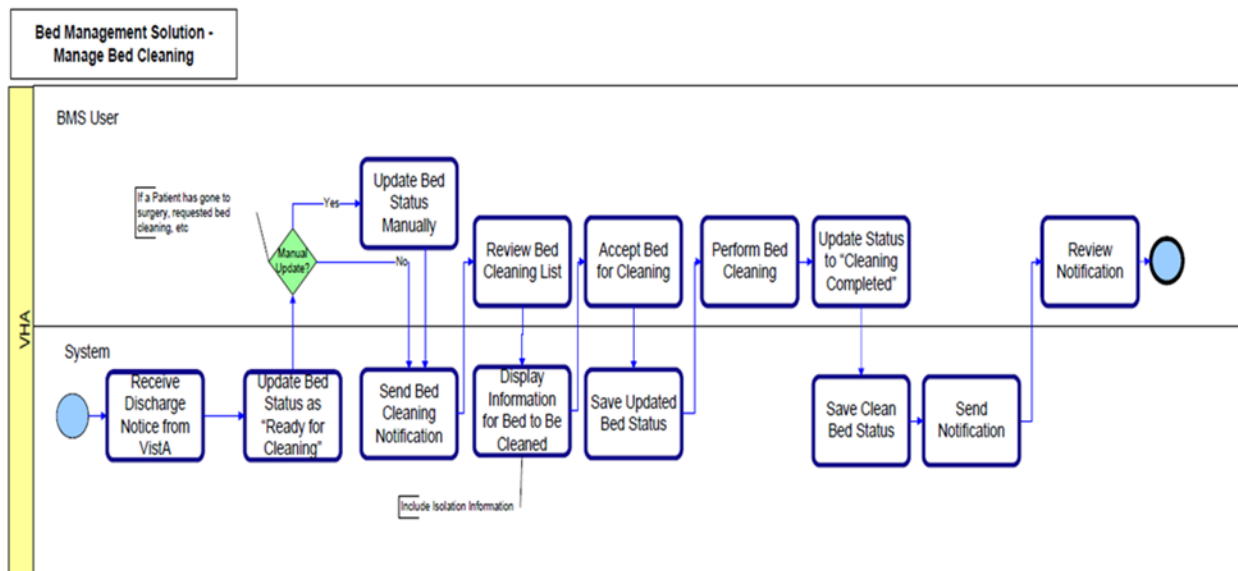


Figure 103-Manage Bed Cleaning Business Process

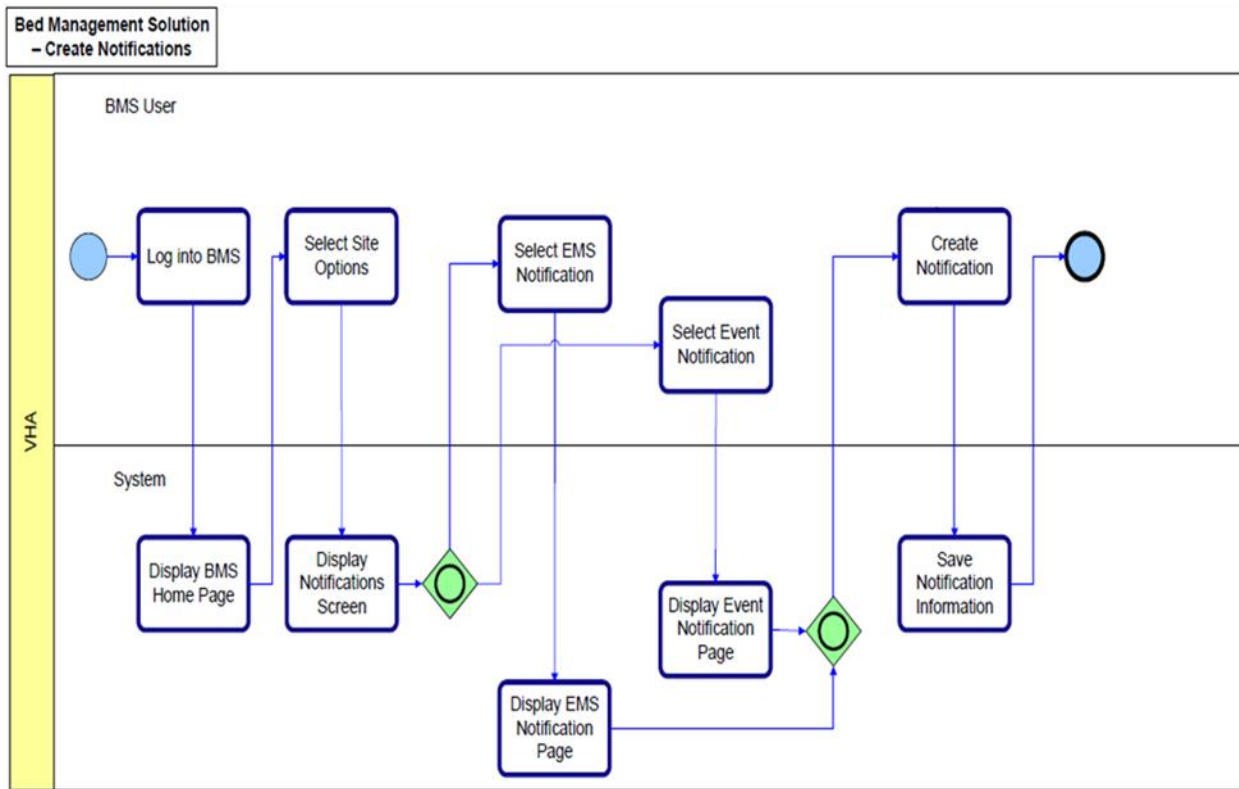


Figure 104-Create Notification Business Process

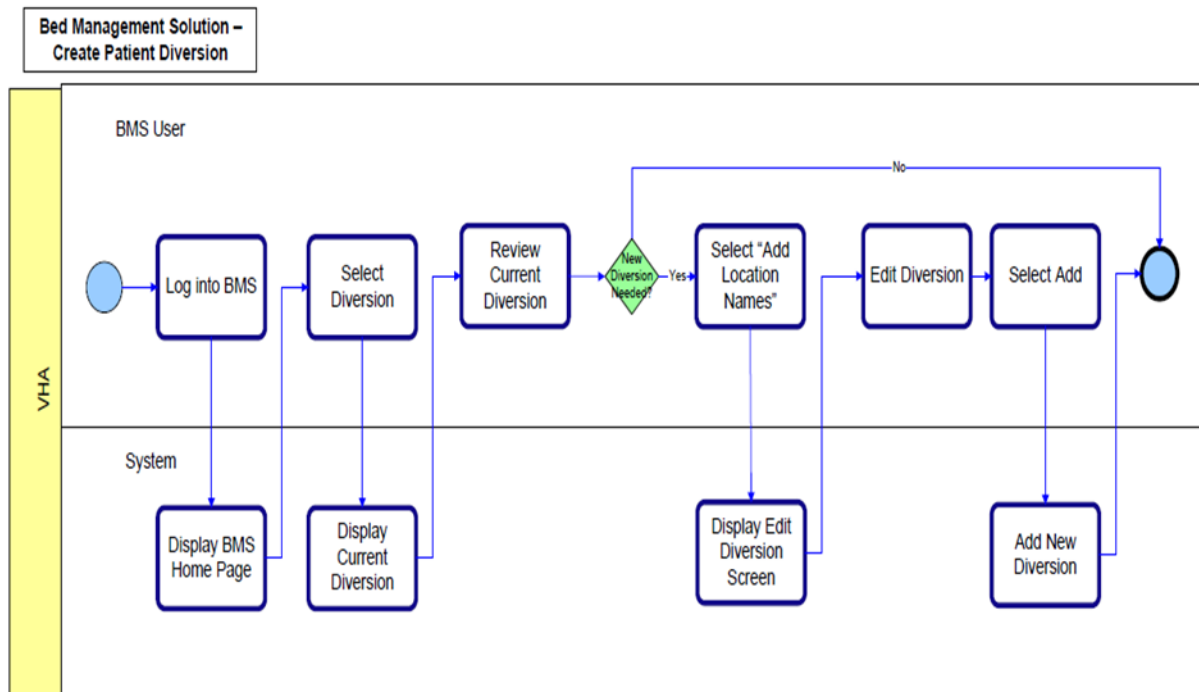


Figure 105-Create Facility Diversion Business Process

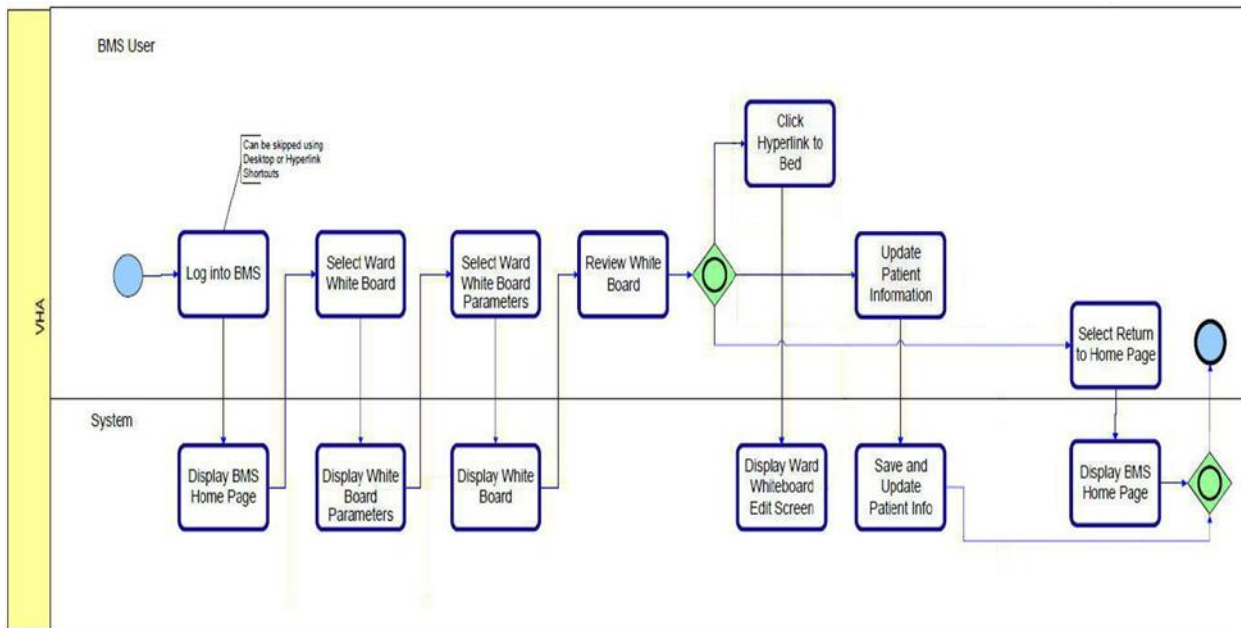


Figure 106-Manage Whiteboard Business Process

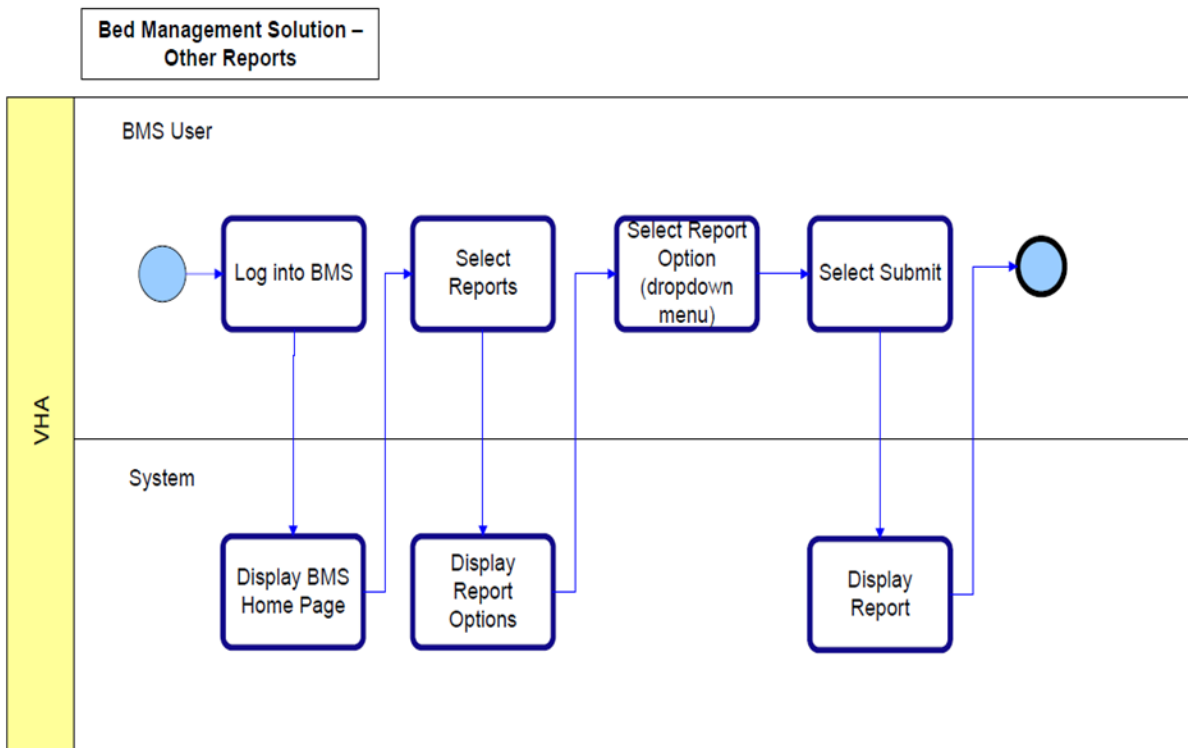


Figure 107-Reports Business Process

10.2 Activity Diagram

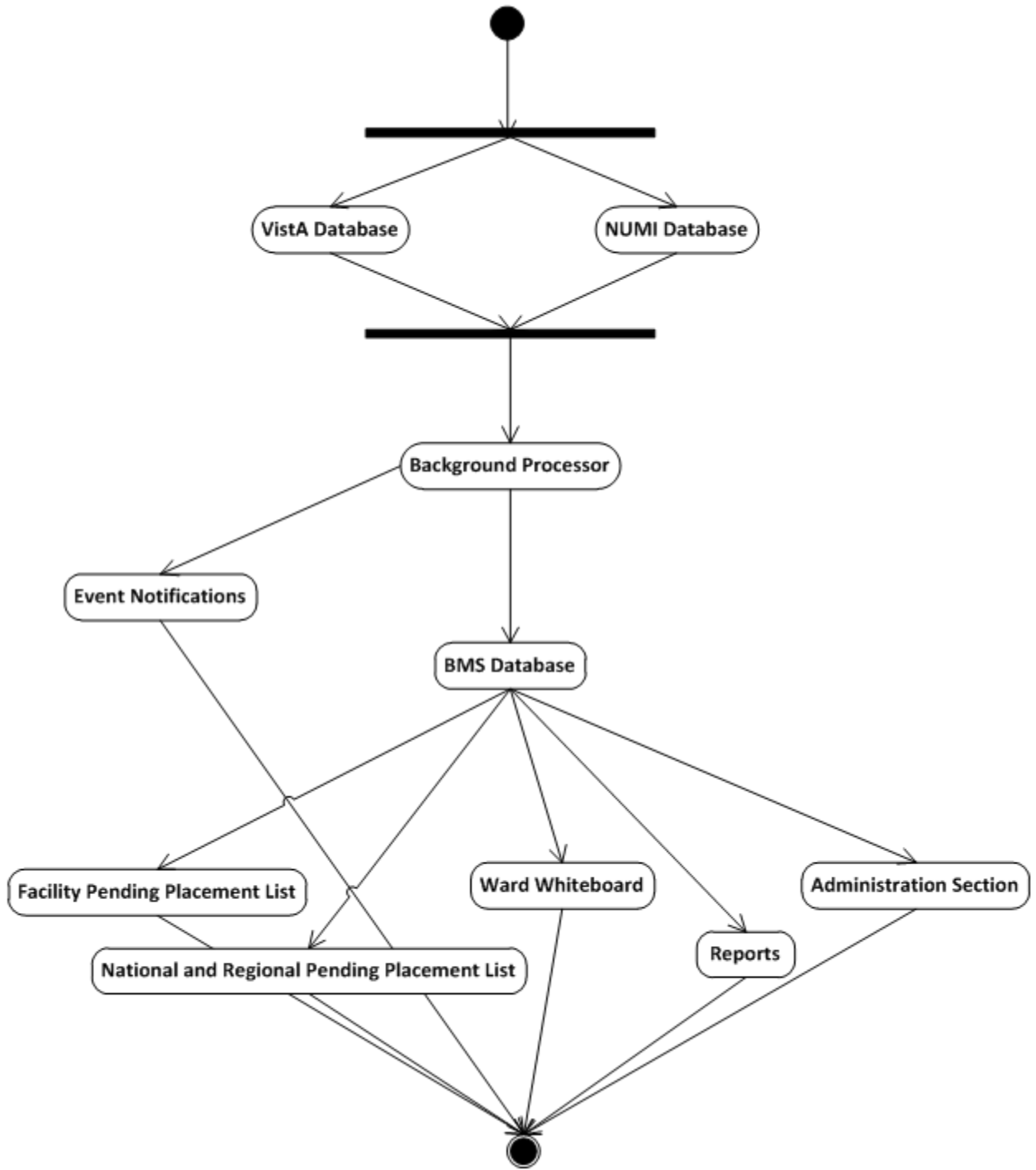


Figure 108-BMS Overview Activity Diagram

10.3 Functional Flow Diagram

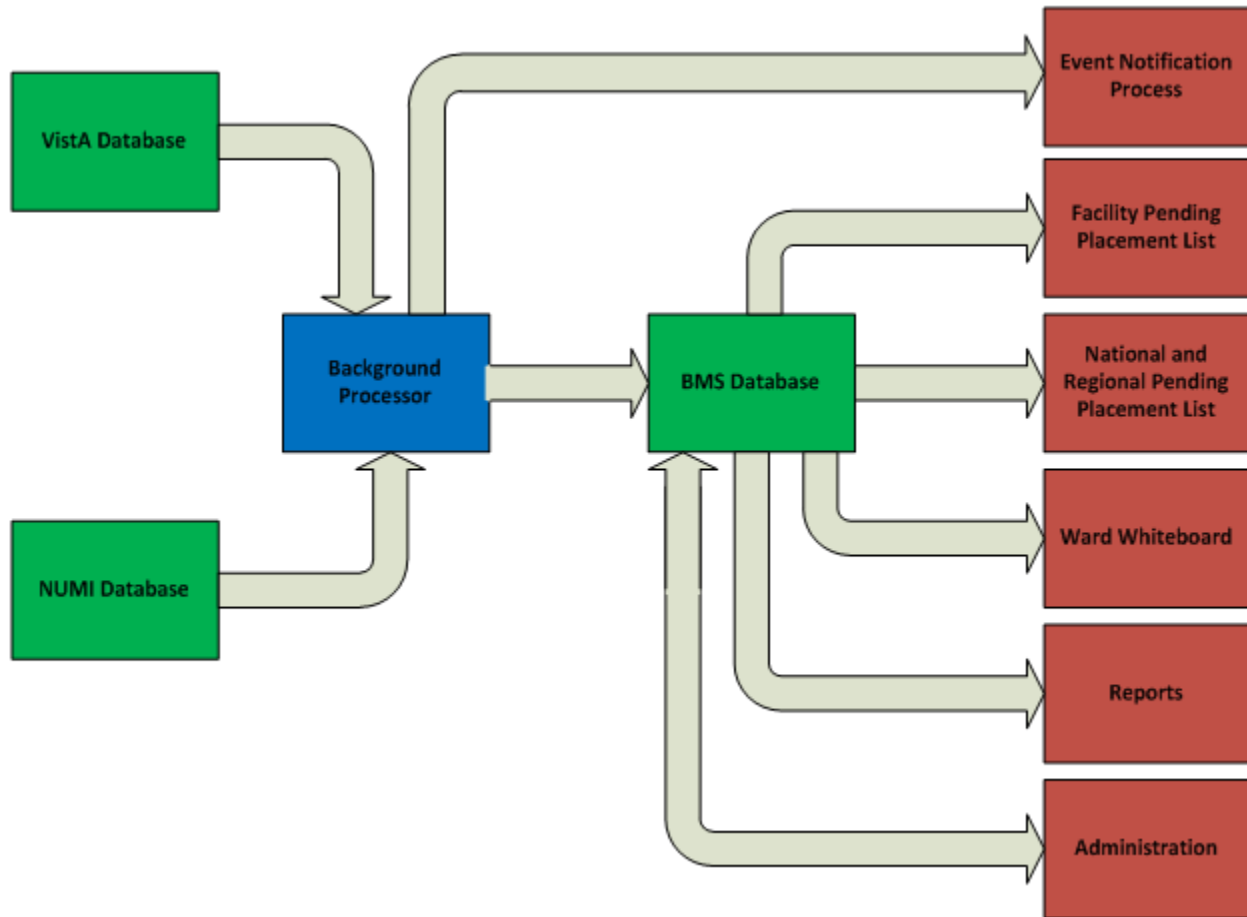


Figure 109-BMS Overview Functional Flow Diagram

9.4 Data Flow Diagram

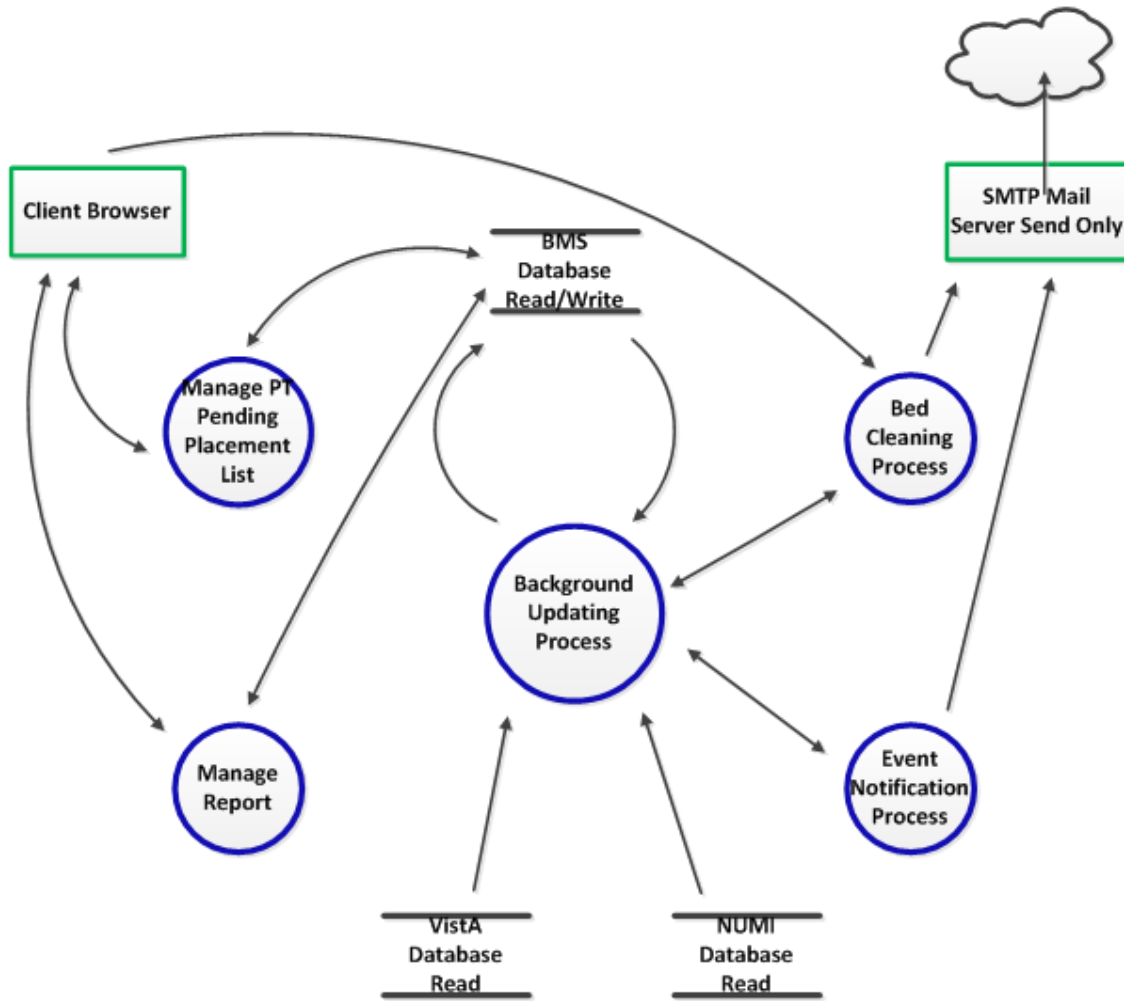


Figure 110-BMS Overview Data Flow Diagram

9.5 Application Flow Map from APPDYNAMICS

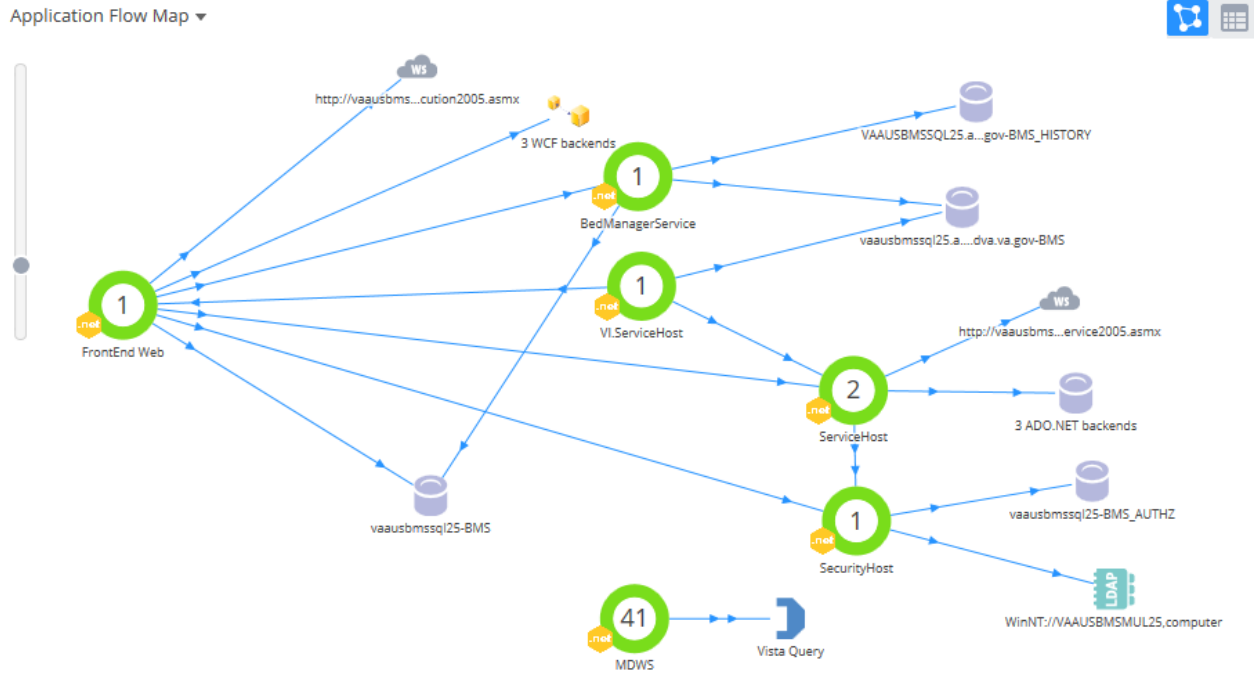


Figure 111-Application Flow map from APPDYNAMICS

11 Appendix B - Terms, Acronyms, and Abbreviations

Table 29-Terms, Acronyms, and Abbreviations

Terms, Acronyms, Abbreviations	Definitions
ASP	Active Server Pages
BMS	Bed Management Solution
CRUD	Create, Read, Update, Delete
EIS	Entity Identification Service
EMS	Environmental Management Service
ETL	Extract Transform Load
EVS	Enterprise Vocabulary Service
IE	Internet Explorer
IIS	Internet Information Services
IRM	Information Resources Management
MDO	Medical Domain Objects
MDWS	Medical Domain Web Services
MVC	Model-View-Controller
NUMI	National Utilization Management Integration

ODBC	Open Database Connectivity
PAP	Policy Administration Point
PPBPL	Patients Pending Bed Placement List . A list of patients in need of beds at VA facilities
PDP	Policy Decision Point
RS	Reporting Services
SOA	Service Oriented Architecture
SQL	Structured Query Language
STS	Secure Token Service
URI	Uniform Resource Identifier
URL	Uniform Resource Locator
VA	Department of Veterans Affairs
VAMC	VA Medical Center
VIA	Vista Integration Adapter
VISN	Veterans Integrated Service Network
VistA	Veterans Health Information Systems and Technology Architecture
WCF	Windows Communication Foundation
XAML	Extensible Application Markup Language
XML	eXtensible Markup Language
WMI	Windows Management Instrumentation