

**Technical Manual**  
**Bed Management Solution (BMS)**  
**WEBB\*2\*21**



**May 2021**

**BMS v2.8**

**Department of Veterans Affairs**

**Office of Information and Technology (OI&T)**

## Revision History

Creation Date	Version No.	Description/Comments	Author(s)	Reviewer(s)	Review	Issue Date
5/1/2021	2.8	Updated for replacement of Inflow's AUTHZ database	Liberty IT Solutions			
12/10/2020	2.4.3	Updated/added several Policy Manager definitions; several reports listings were missing/incorrect	Liberty IT Solutions			
10/15/2020	2.4.2	Updated the list of file listings for Web, DB, and App servers	Liberty IT Solutions			
07/01/2020	2.4.1	Changed the Revision History to follow BMS Application versioning. Updated for Version 2.4.1 in document.	Redacted			
01/13/2020	0.12	Updated for Version 2.4: Minor editing changes to format. Updated release dates on title page and footer.	Redacted			
4/23/2019 – 07/24/2019	0.11	Updated document for BMS v2.3.1: Updates to Figure Diagrams to reflect current BMS is using VIA not MDWS, updated parameter tables to include VIA parameters, updated, new service account user to reflect new service account for new server migration.	Redacted			07/24/2019

Creation Date	Version No.	Description/Comments	Author(s)	Reviewer(s)	Review	Issue Date
12/19/2016	0.10	Updated for BMS 2.1 merge of VAE MDWS–VIA migration	Redacted	Redacted		
11/29/2016	0.9	Updated for December 2016 Release, added section “CA SiteMinder Web Agent” installation	Redacted			
11/2/2016	0.8	Updated document for Public VDA Portal, 508 compliance and removed real servernames and url addresses.	Redacted			
8/5/2016	0.7	Updated document for BMS v2.0: Updates to Figure 1 Diagram, SQL Server version, ASP.NET, MVC.	Redacted			8/12/2016
3/4/2016	0.6	Removed real URL and server addresses and replaced them with generic address names throughout the document	Redacted			3/4/2016
7/15/2015	0.5	Final team review	Redacted			7/15/15

Creation Date	Version No.	Description/Comments	Author(s)	Reviewer(s)	Review	Issue Date
06/05/2015	0.5	Technical edit. Fix issues with table of tables and table of figures.	Redacted			06/30/2015
6/05/2015	0.5	<p>Updated the following sections:</p> <p>2.2 System Requirements</p> <p>2.3 Configuration Parameters</p> <p>2.4 Scheduled Windows and SQL Jobs Configuration</p> <p>2.4.1 BMS Reports Full</p> <p>2.4.2 BMS Incremental</p> <p>2.4.3 BMS Reports WMI</p> <p>2.5 Ward Whiteboard Kiosk Setup</p> <p>2.6 Whiteboard Snapshot Configuration</p> <p>2.7 EMS Mobile Device Configuration</p> <p>2.9 NUMI Integration</p> <p>3.3 Database Architecture</p> <p>3.4 Component Files</p> <p>7 Software Security</p>	Redacted			6/30/2015

<b>Creation Date</b>	<b>Version No.</b>	<b>Description/Comments</b>	<b>Author(s)</b>	<b>Reviewer(s)</b>	<b>Review</b>	<b>Issue Date</b>
07/17/2013	0.4	Updated section 2.3 Configuration Parameters, updated section 2.5 Whiteboard Kiosk Mode, updated section 2.7 EMS Mobile Device Configuration, added Appendix 9.5,	Redacted			07/19/2013
07/29/2013	0.3	Updated section 2.8.1.1 to include the MDWS Endpoint.	Redacted			08/06/2013
10/07/2013	0.2	Updated section 2.2 with service account information, Renamed and Updated section 2.6.3, Added a note to section 2.6.4, added log files to section 8.	Redacted			10/15/2013
06/12/2013	0.1	Initial baseline.	Redacted			07/09/2013

# Table of Contents

<b>1. Introduction</b> .....	<b>1</b>
1.1. Purpose.....	1
1.2. BMS Overview .....	1
1.3. References.....	2
<b>2. Implementation and Maintenance</b> .....	<b>2</b>
2.1. BMS Infrastructure Diagram.....	2
2.2. System Requirements (Hardware and Software) .....	3
2.3. Configuration Parameters .....	4
2.4. Scheduled Windows and SQL Jobs Configuration .....	116
2.5. Ward Whiteboard Kiosk Mode Display Configuration (BMS Whiteboard Kiosk Setup).....	145
2.6 Whiteboard Snapshot Configuration.....	161
2.7 EMS Mobile Device Configuration.....	172
2.8 VistA Integration .....	175
2.9. NUMI Integration .....	180
<b>3. Application Structure</b> .....	<b>182</b>
3.1. Application Components.....	182
3.2. Application Directory Structure .....	182
3.3. Database Architecture .....	183
3.4. Component Files .....	184
<b>4. Archiving</b> .....	<b>219</b>
<b>5. External Relationships</b> .....	<b>220</b>
<b>6. External Interfaces</b> .....	<b>220</b>
<b>7. Software Security</b> .....	<b>222</b>
7.1. Authorization and Authentication.....	223
7.2. BMS AuthAction Table.....	224
7.3. BMS AuthPermissions Table .....	225
7.4. BMS AuthRoles Table.....	225
7.5. BMS AuthRoleActions Table.....	226
7.6. BMS AuthUser Table.....	226
7.7. BMS AuthUserRoles Table .....	227
7.8. BMS AuthActions Listing .....	227
7.9. Business Scenarios and Use Cases.....	240
<b>8. Detailed Functional Model on Each Interface</b> .....	<b>242</b>
8.1. BMS Authentication and Authorization.....	242
8.2. BMS Roles .....	243

<b>9. Troubleshooting.....</b>	<b>244</b>
9.1. Symptom 1.....	244
9.2. Symptom 2.....	244
9.3. Symptom 3.....	245
9.4. Symptom 4.....	245
9.5. Symptom 5.....	246
9.6. Symptom 6.....	246
9.7. Symptom 7.....	247
9.8. BMS Log Files .....	247
<b>10. Appendix A – BMS Diagrams .....</b>	<b>248</b>
10.1. Business Process Diagrams .....	248
10.2. Activity Diagram.....	253
10.3. Functional Flow Diagram.....	254
10.4. Data Flow Diagram.....	255
10.5. Application Flow Map from APPDYNAMICS .....	256
<b>11. Appendix B- Terms, Acronyms, and Abbreviations .....</b>	<b>256</b>

## List of Figures

Figure 1-BMS Infrastructure Diagram.....	2
Figure 2-BMS-Report Full Job.....	116
Figure 3-BMS-Start Full Job.....	117
Figure 4-BMS-Check State Job Incremental .....	118
Figure 5-BMS-Waits 1 Min for Incremental Job to stop .....	119
Figure 6-BMS-Check State Job Incremental .....	120
Figure 7-BMS-Job Step Properties.....	121
Figure 8- BMS- Job Step Properties-Call Stored Procedure .....	122
Figure 9- BMS-Job Step Properties-Call Stored Procedure_SP_Infoworld .....	123
Figure 10-BMS-Job Step Properties_BMS EVS.....	124
Figure 11-BMS- Job Step Procedures-VOCAB.....	125
Figure 12-BMS-Job Step Procedures-ETL_Processfull_Facts.....	126
Figure 13- BMS- Copy User in history database .....	127
Figure 14- Clear DS data .....	128
Figure 15-BMS-Re-enable Incremental.....	129
Figure 16-On Fail Re-enable Incremental .....	130
Figure 17-BMS-Shrink.....	131
Figure 18-BMS-Clear Data.....	132
Figure 19- BMS-Call Procedure Full.....	133
Figure 20- Copy Users in History Database .....	134
Figure 21-BMS Reports Full Path File Log.....	135
Figure 22- Clear Data from DS.....	136
Figure 23-BMS Start Job and Send Email.....	137
Figure 24- BMS- Report Incremental Job.....	138
Figure 25-BMS-Start Job Incremental .....	139
Figure 26-BMS-Check State Job Full .....	140
Figure 27-BMS-Call Procedure Properties .....	141
Figure 28-BMS-Call Procedure Incremental.....	142
Figure 29- BMS Incremental Path File Log .....	143
Figure 30- BMS-Call Procedure Recalculate Statistics .....	144
Figure 31- BMS Ward Whiteboard Screen .....	146
Figure 32- Whiteboard Kiosk User Role Assignment .....	150
Figure 33- Screen Saver Option.....	151
Figure 34- Screen Saver Settings Window.....	152
Figure 35- Power Options .....	153
Figure 36- Change Plan Settings Option.....	153
Figure 37- Power Options Settings.....	154
Figure 38- Run Window.....	154
Figure 39- Run Window with Command Entered .....	155



Figure 40- User Accounts Window .....	155
Figure 41- User Accounts.....	156
Figure 42- Tools Menu of Internet Explorer .....	157
Figure 43- General Tab of Internet Options.....	158
Figure 44- Open Option.....	159
Figure 45- Internet Explorer Shortcut .....	159
Figure 46-Windows Registry Editor.....	160
Figure 47- Whiteboard Snapshot Folder .....	161
Figure 48- Whiteboard Snapshot Folder Properties .....	162
Figure 49- Advanced Sharing Option .....	163
Figure 50- Share this Folder Option .....	164
Figure 51- Permissions for Whiteboard Snapshot.....	165
Figure 52-Select Users or Groups Window .....	165
Figure 53- Advanced Section of Select Users or Group Window .....	166
Figure 54- Search Result Section .....	167
Figure 55- Object Names Section .....	167
Figure 56- Permissions Window.....	168
Figure 57- User Permissions.....	169
Figure 58- Advanced Sharing Window .....	170
Figure 59- WardGroup1-PC Path.....	170
Figure 60-Contingency Settings Page.....	171
Figure 61- Whiteboard Report Scheduler Association .....	172
Figure 62- EMS Fields Filled on the Facility Settings Page.....	173
Figure 63-EMS Fields Filled on the BMS Admin Page.....	174
Figure 64-EMS Staff Page for Mobile Devices .....	175
Figure 65-Adding a VistA Site .....	176
Figure 66-Schedulers Tab.....	177
Figure 67-VistA Integration Tab .....	178
Figure 68- Audit Tab.....	179
Figure 69- View Audit Results .....	179
Figure 70-NUMI Tab.....	181
Figure 71- Selecting the VistA Site for NUMI data .....	181
Figure 72-Database Architecture .....	184
Figure 73-Backup Maintenance Plan .....	220
Figure 74-BMS External Interfaces .....	221
Figure 75-Security Services Architecture .....	223
Figure 76 - New Tables added to BMS database for Policy Manager Replacement... 224	224
Figure 77-AuthAction Table.....	225
Figure 78-AuthPermissions Table .....	225
Figure 79-AuthRolesTable .....	226
Figure 80-AuthRoleActions Table .....	226

Figure 81-AuthUser Table .....	227
Figure 82-AuthUserRoles table .....	227
Figure 83-Authentication Use Cases .....	240
Figure 84-Authorization Use Cases .....	240
Figure 85- Authorization Administration Use Cases .....	241
Figure 86-Class Diagram for Data Contracts in PAP and PDP .....	243
Figure 87-500 Server Error .....	244
Figure 88-No Facilities Error .....	245
Figure 89-Unhandled Exception .....	245
Figure 90-Login Unsuccessful.....	246
Figure 91- EMS Bed Status Report is Missing .....	247
Figure 92- Report Cannot be Found.....	247
Figure 93-Admit Patient to PPBP Business Process.....	248
Figure 94-Transfer Patients to PPBP Business Process.....	248
Figure 95-Display and Update PPBP Business Process.....	249
Figure 96-Display and Update Bed Status Business Process.....	249
Figure 97-Manage Bed Cleaning Business Process .....	250
Figure 98-Create Notification Business Process .....	250
Figure 99-Create Facility Diversion Business Process.....	251
Figure 100-Manage Whiteboard Business Process .....	251
Figure 101-Reports Business Process.....	252
Figure 102-BMS Overview Activity Diagram .....	253
Figure 103-BMS Overview Functional Flow Diagram.....	254
Figure 104-BMS Overview Data Flow Diagram.....	255
Figure 105-Application Flow map from APPDYNAMICS.....	256

## List of Tables

Table 1-Server for Web Applications.....	3
Table 2-Application Server .....	4
Table 3-Database Server .....	4
Table 4-BMS ServiceHost Configuration Parameters .....	5
Table 5-EIS Service Configuration Parameters.....	90
Table 6-EVS Service Configuration Parameters .....	95
Table 7-PAP Service Configuration Parameters .....	100
Table 8-PDP Service Configuration Parameters .....	103
Table 9-RS Service Configuration Parameters .....	104
Table 10-STIS Service Configuration Parameters .....	105
Table 11-Win ServiceHost Configuration Parameters .....	108
Table 12-WMI User Group Configuration Parameters.....	109
Table 13-Policy Manager Configuration Parameters.....	109
Table 14-BMS Web Configuration Parameters .....	110
Table 15-Ward Whiteboard URL Configuration Parameters .....	147
Table 16-Facility Settings Page Parameters .....	173
Table 17-BMS Admin Page Parameters .....	174
Table 18-Description and Configuration for EMS Mobile Device URL Parameters .....	174
Table 19-New VistA Site Parameters .....	176
Table 20-New Scheduler Parameters .....	177
Table 21-View Audit Results Columns Report .....	179
Table 22-BMS Database Files .....	184
Table 23-BMS Service Files.....	186
Table 24-WIN Service Host Files .....	188
Table 25-BMS Website Files.....	200
Table 26-Policy Manager Files.....	219
Table 27-BMS Operations.....	227
Table 28-Terms, Acronyms, and Abbreviations .....	256

# 1. Introduction

## 1.1. Purpose

This document is designed to provide sufficient technical information about the Bed Management Solution (BMS) application to the developers and Information Resources Management (IRM) technical personnel to operate and maintain the software.

## 1.2. BMS Overview

BMS is a real-time, user-friendly Web-based Veterans Health Information Systems and Technology Architecture (VistA) interface for tracking patient movement, bed status and bed availability. It provides performance information that can be used to improve patient flow within, and between, VA Medical Centers (VAMCs).

BMS allows administrative and clinical staff to record, manage and report on the planning, patient-movement, patient occupancy, and other activities related to management of beds. All patient admission, discharge, and transfer movements are sent directly from VistA to BMS.

BMS offers the following features:

- Tracks patient movement through the system;
- Displays patient and bed occupancy status for all beds in the facility and/or Veterans Integrated Service Networks (VISN);
- Provides visibility of bed availability within VAMC's to support emergency management;
- Automates request and assignment of beds;
- Displays and facilitates timely discharge appointments;
- Supports and facilitates efficient flow operations and is a catalyst to process improvement and best practices;
- Provides reports on performance measures associated with bed management and patient flow.

BMS provides answers to the following questions:

- How many beds do we have?
- How many empty beds do we have?
- How many available female beds do we have?
- How many beds are out of service and why?
- How long does it take to clean a bed?
- How many patients are waiting for beds in community hospitals?
- How many admissions, transfers, and discharges did my unit have yesterday?
- How many discharges will we have tomorrow?
- How many scheduled admissions do we have for today?

## 1.3. References

Requirements Specification Document (CLIN: 0002AA; title: Requirements Specification Document; file: Init8\_BMS\_RSD)

System Design Document; file: BMS\_SDD)

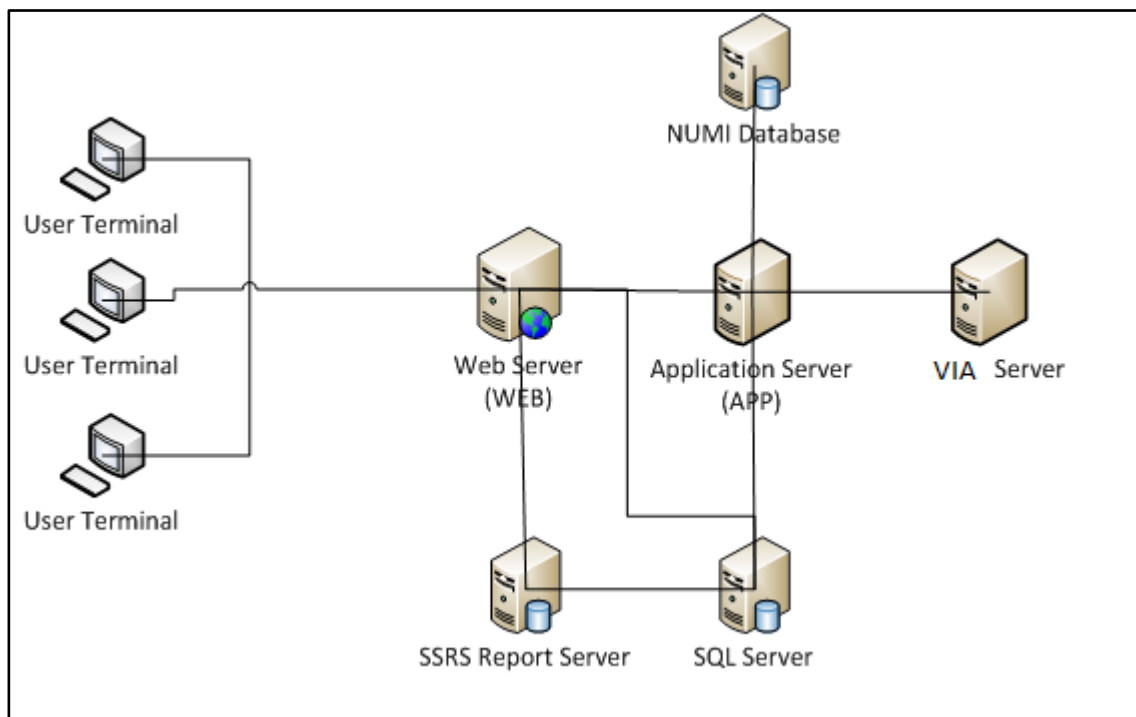
## 2. Implementation and Maintenance

### 2.1. BMS Infrastructure Diagram

The BMS application has a list of physical components that can be divided on more physical servers according with their roles.

The following diagram represents a possible schema of physical deployment.

**Figure 1-BMS Infrastructure Diagram**



BMS is divided into specific components:

1. Persistence layer: SQL Server 2016 Enterprise database
2. Application server layer: Windows Communication Foundation (WCF) Web Services installed as Windows Services
3. Web server layer: Active Server Pages (ASP) .NET Model-View-Controller (MVC) Web application hosted in Internet Information Services (IIS)
4. Data Exchange Servers:
  - a. National Utilization Management Integration (NUMI) SQL Server Database
  - b. VistA integration servers (servers that have access to VistA)

5. Client Layer: Web Application client launched from browsers

## 2.2. System Requirements (Hardware and Software)

BMS requires the creation of a Master Windows Service Account User and numerous facility/Site Service Account Users for execution and operations.

All the BMS Application Services run under a service account.

- AITC has created the Windows User (acc\VAAACBMSPrd) as the master service account that the four BMS Services runs under. This can be referred to as the Master BMS Service Account.
- The <SERVERADDRESS>210 server hosts the three application services:
  - BMS.BedManagerService
  - BMS.SecurityHost
  - BMS.ServiceHost
- The <ServerAddress>211 server hosts the two application services:
  - BMS.VI.ServiceHost
  - BMS.ServiceHost

All BMS Facilities/Sites require at least one service account for certain site functionality.

- This service account will run the EMS Mobile Page and Whiteboard Kiosk Page functions.
- Under BMS version 1.xx a single service account can be used for both functions.
- The service account that runs the EMS Mobile Page and Whiteboard Kiosk Page functions must not have any Policies assigned that restrict its use to specific computers.

BMS minimum hardware and software requirements are presented below:

**Table 1-Server for Web Applications**

Basic software:	Microsoft Windows Server 2012 64-bit R2 Standard Microsoft Clustering Services 2008  IIS 7.5 ASP.NET MVC5  .NET Framework 4.7.2
Application software:	Dashboards web application
Processor(s):	16 x Intel Xeon E5520 or equivalent
Memory:	32 GB
Hard disks:	190 GB
Network controller:	Broadcom NetXtreme Gigabit Ethernet, or equivalent

**Table 2-Application Server**

<b>Server 1</b>	
<b>Basic software:</b>	Microsoft Windows Server 2012 64-bit R2 Standard .NET Framework 4.7.2
<b>Application software:</b>	EIS, EVS, DS, BMS InFlow
<b>Processor(s):</b>	14 x Intel Xeon E5520 or equivalent
<b>Memory:</b>	65 GB
<b>Hard disks:</b>	190 GB
<b>Network controller:</b>	Broadcom NetXtreme Gigabit Ethernet, or equivalent
<b>Server 2</b>	
<b>Basic software:</b>	Microsoft Windows Server 2012 64-bit R2 Standard .NET Framework 4.6.1
<b>Application software:</b>	EIS, EVS, DS, BMS InFlow
<b>Processor(s):</b>	12 x Intel Xeon E5520 or equivalent
<b>Memory:</b>	65 GB
<b>Hard disks:</b>	210 GB
<b>Network controller:</b>	Broadcom NetXtreme Gigabit Ethernet, or equivalent

**Table 3-Database Server**

<b>Basic software:</b>	Microsoft Windows Server 2012 64-bit R2 Standard Microsoft SQL Server 2016 Enterprise .NET Framework 4.6.1
<b>Application software:</b>	Databases used by the services installed on APP
<b>Processor(s):</b>	32 x Intel Xeon E5520 or equivalent
<b>Memory:</b>	320 GB
<b>Hard disks:</b>	1500 GB
<b>Network controller:</b>	Broadcom NetXtreme Gigabit Ethernet, or equivalent

## 2.3. Configuration Parameters

This section describes configuration parameters of the BMS application.

**Table 4-BMS ServiceHost Configuration Parameters**

Section	Configuration Key/Name	Configuration values (ex.)			Description
		Split Service		Combine Service	
		BMS.ServiceHost.config	BMS.VI.ServiceHost.exe.config	BMS.ServiceHost.config	
<b>configSections</b>	mtmodules	type="ePractice.MiddleTier.MTModuleSectionHandler, MiddleTier"			
	enterpriselibrary.configurationSettings	type="ePractice.Configuration.ConfigurationManagerSectionHandler, MS.Configuration"			
	pagingSortGroup	type="BMS.Utils.PagingSortSection, BMS.Utils" allowDefinition="Everywhere" allowExeDefinition="MachineToApplication" restartOnExternalChanges="true"			
	log4net	type="log4net.Config.Log4NetConfigurationSectionHandler,log4net"			
<b>connectionStrings</b>	Authorization	connectionString="Data Source=<DatabaseAddress>;Network Library=DBMSSOCN;Initial Catalog=BMS;Persist Security Info=False;Integrated Security=SSPI;Pooling=true;Min Pool Size=0;Max Pool Size=250;"	connectionString="Data Source=<DatabaseAddress>;Network Library=DBMSSOCN;Initial Catalog=BMS;Persist Security Info=False;Integrated Security=SSPI;Pooling=true;Min Pool Size=0;Max Pool Size=250;"	connectionString="Data Source=<DatabaseAddress>;Initial Catalog=BMS;Persist Security Info=False;Integrated Security=SSPI;Pooling=true;Min Pool Size=0;Max Pool Size=100;"	Connection string for the connection to the BMS database.
<b>appSettings</b>	DatasetPath	value="DBRepository"			
	LocalServer	value="yes"			
	UseSecurityContext	value="1"			Security - Authorization
	ePractice.MiddleTier.Transaction	value="MiddleTier.dll"			



Section	Configuration Key/Name	Configuration values (ex.)			Description
		Split Service		Combine Service	
		BMS.ServiceHost.config	BMS.VI.ServiceHost.exe.config	BMS.ServiceHost.config	
	ConnectionRef	value="1"			
	TransactionProvider	value="ePractice.MiddleTier.CustomTransactionProvider"			
	VistaWorker.WorkerDelay TimeSpan	value="0:0:0:30"			Delay time from service start to first processing
	VistaWorker.WorkerPeriod TimeSpan	value="0:0:0:15"			Period between worker processing steps
	VistaWorker.BulkSize	value="100"			Maximum number of processed entities in one step
	VistaWorker.Enabled	N/A (No longer used)			Whether vista worker is enabled or not (true or false)
	VistaIntegration.Enabled	value="false"	value="true"	value="true"	Whether vista integration is enabled or not (true or false)
	VistaIntegration.Scheduler SecondsLate	value="30"			The time delay of schedulers

Section	Configuration Key/Name	Configuration values (ex.)			Description
		Split Service		Combine Service	
		BMS.ServiceHost.config	BMS.VI.ServiceHost.exe.config	BMS.ServiceHost.config	
	VistaIntegration.UpdateBmsPatients	value="true"			Whether update bms patients is enabled or not (true or false)
	Smtphost	value="smtp.va.gov"	value="smtp.va.gov"	value="localhost"	smtp host
	VistaWorker.VistaSitesFilePath	value="VistaSites.xml"			The vista sites configuration file name
	VistasBedHoldSupported	N/A			List of vista sites that support bed hold.
	visitorAppPwd	value="UM"			Password used by MDWS to connect to Vista.
	visitorUserSiteCode	value="523"			User Site Code used by MDWS to connect to Vista.
	visitorUserName	< visitorUserName >			User Name used by MDWS to connect to Vista.

Section	Configuration Key/Name	Configuration values (ex.)			Description
		Split Service		Combine Service	
		BMS.ServiceHost.config	BMS.VI.ServiceHost.exe.config	BMS.ServiceHost.config	
	visitorUserDuz	value="<visitorUserDuz >"			User Duz used by MDWS to connect to VistA.
	visitorUserSsn	value="<visitorUserSsn >"			User SSN used by MDWS to connect to VistA.
	visitorContext	value="<visitorContext >"			Context used by MDWS to connect to VistA.
	UsingNewMdwsMethods	value="true"			Whether use new mdws methods for vista integration (true or false)
	BMS_EIS_GET_ENTITY_FILTR_PAGE_SIZE	value="1000"			Number of records queried that are brought from EIS in one page.
	BMS_EVS_GET_CONCEPT_PAGE_SIZE	value="1000"			Number of records queried that are brought

Section	Configuration Key/Name	Configuration values (ex.)			Description
		Split Service		Combine Service	
		BMS.ServiceHost.config	BMS.VI.ServiceHost.exe.config	BMS.ServiceHost.config	
					from EVS in one page.
	Changeset	value="73035"			Changeset of the installed build.
	NumiSvcAuthenticationKey	value="<NumiSvcAuthenticationKey > "			NUMI service authentication key.
	NumiMaxNumberOfSitesPerCall	value="5"			Maximum number of sites that NUMI processes in one call.
	Is_IIS_Single_Instance	value="true"			Whether use SSL endpoint from configuration file. (true or false)
	UseCacheEndpointFromConfigWithSsl	value="true"			Whether use SSL endpoint from configuration file.
	ProxyPoolMaxCount	value="1000"	value="50"	value="1000"	The maximum number of

Section	Configuration Key/Name	Configuration values (ex.)			Description
		Split Service		Combine Service	
		BMS.ServiceHost.config	BMS.VI.ServiceHost.exe.config	BMS.ServiceHost.config	
					proxies in the pool.
	VistaIntegrationJobFailedMaxCount	value="25"	<pre>&lt;add key="MdwsEndpoint Uri_DFLT" value="http://vaausbmsweb26:87/QuerySvc.aspx"/&gt; &lt;add key="MdwsEndpoint Uri_R1" value="http://vaausbmsweb26:88/QuerySvc.aspx"/&gt; &lt;add key="MdwsEndpoint Uri_R2" value="http://vaausbmsweb26:89/QuerySvc.aspx"/&gt; &lt;add key="MdwsEndpoint Uri_R3" value="http://vaausbmsweb26:90/QuerySvc.aspx"/&gt; &lt;add key="MdwsEndpoint Uri_R4" value="http://vaausbmsweb26:91/QuerySvc.aspx"/&gt; &lt;add key="MdwsEndpoint Uri_V1" value="http://vaausbmsweb26:92/QueryS</pre>	value="http://localhost:82/QuerySvc.aspx" value="http://localhost:82/QuerySvc.aspx"	MDWS instance URL address.

Section	Configuration Key/Name	Configuration values (ex.)			Description
		Split Service		Combine Service	
		BMS.ServiceHost.config	BMS.VI.ServiceHost.exe.config	BMS.ServiceHost.config	
		<pre>vc.aspx"/&gt; &lt;add key="MdwsEndpoint Uri_V2" value="http://vaausb msweb26:93/QueryS vc.aspx"/&gt; &lt;add key="MdwsEndpoint Uri_V3" value="http://vaausb msweb26:94/QueryS vc.aspx"/&gt; &lt;add key="MdwsEndpoint Uri_V4" value="http://vaausb msweb26:95/QueryS vc.aspx"/&gt; &lt;add key="MdwsEndpoint Uri_V5" value="http://vaausb msweb26:96/QueryS vc.aspx"/&gt; &lt;add key="MdwsEndpoint Uri_V6" value="http://vaausb msweb26:97/QueryS vc.aspx"/&gt; &lt;add key="MdwsEndpoint Uri_V7" value="http://vaausb msweb26:98/QueryS vc.aspx"/&gt; &lt;add key="MdwsEndpoint</pre>			

Section	Configuration Key/Name	Configuration values (ex.)			Description
		Split Service		Combine Service	
		BMS.ServiceHost.config	BMS.VI.ServiceHost.exe.config	BMS.ServiceHost.config	
		<pre> Uri_V8" value="http://vaausb msweb26:99/QueryS vc.aspx"/&gt; &lt;add key="MdwsEndpoint Uri_V9" value="http://vaausb msweb26:100/Query Svc.aspx"/&gt; &lt;add key="MdwsEndpoint Uri_V10" value="http://vaausb msweb26:101/Query Svc.aspx"/&gt; &lt;add key="MdwsEndpoint Uri_V11" value="http://vaausb msweb26:102/Query Svc.aspx"/&gt; &lt;add key="MdwsEndpoint Uri_V12" value="http://vaausb msweb26:103/Query Svc.aspx"/&gt; &lt;add key="MdwsEndpoint Uri_V13" value="http://vaausb msweb26:104/Query Svc.aspx"/&gt; &lt;add key="MdwsEndpoint Uri_V14" value="http://vaausb msweb26:105/Query </pre>			

Section	Configuration Key/Name	Configuration values (ex.)			Description
		Split Service		Combine Service	
		BMS.ServiceHost.config	BMS.VI.ServiceHost.exe.config	BMS.ServiceHost.config	
			<pre> Svc.asmx"/&gt; &lt;add key="MdwsEndpoint Uri_V15" value="http://vaausb msweb26:106/Query Svc.asmx"/&gt; &lt;add key="MdwsEndpoint Uri_V16" value="http://vaausb msweb26:107/Query Svc.asmx"/&gt; &lt;add key="MdwsEndpoint Uri_V17" value="http://vaausb msweb26:108/Query Svc.asmx"/&gt; &lt;add key="MdwsEndpoint Uri_V18" value="http://vaausb msweb26:109/Query Svc.asmx"/&gt; &lt;add key="MdwsEndpoint Uri_V19" value="http://vaausb msweb26:110/Query Svc.asmx"/&gt; &lt;add key="MdwsEndpoint Uri_V20" value="http://vaausb msweb26:111/Query Svc.asmx"/&gt; &lt;add key="MdwsEndpoint </pre>		



Section	Configuration Key/Name	Configuration values (ex.)			Description
		Split Service		Combine Service	
		BMS.ServiceHost.config	BMS.VI.ServiceHost.exe.config	BMS.ServiceHost.config	
		<pre> Uri_V21" value="http://vaausb msweb26:112/Query Svc.asmx"/&gt; &lt;add key="MdwsEndpoint Uri_V22" value="http://vaausb msweb26:113/Query Svc.asmx"/&gt; &lt;add key="MdwsEndpoint Uri_V23" value="http://vaausb msweb26:114/Query Svc.asmx"/&gt; &lt;add key="MdwsEndpoint Uri_GLA" value="http://vaausb msweb26:115/Query Svc.asmx"/&gt; &lt;add key="MdwsEndpoint Uri_LAS" value="http://vaausb msweb26:116/Query Svc.asmx"/&gt; &lt;add key="MdwsEndpoint Uri_LOM" value="http://vaausb msweb26:117/Query Svc.asmx"/&gt; &lt;add key="MdwsEndpoint Uri_LON" value="http://vaausb msweb26:118/Query </pre>			

Section	Configuration Key/Name	Configuration values (ex.)			Description
		Split Service		Combine Service	
		BMS.ServiceHost.config	BMS.VI.ServiceHost.exe.config	BMS.ServiceHost.config	
			<pre> Svc.asmx"/&gt; &lt;add key="MdwsEndpoint Uri_SDC" value="http://vaausb msweb26:119/Query Svc.asmx"/&gt; &lt;add key="MdwsEndpoint Uri_KAN" value="http://vaausb msweb26:120/Query Svc.asmx"/&gt; &lt;add key="MdwsEndpoint Uri_STL" value="http://vaausb msweb26:121/Query Svc.asmx"/&gt; &lt;add key="MdwsEndpoint Uri_NFL" value="http://vaausb msweb26:122/Query Svc.asmx"/&gt; &lt;add key="MdwsEndpoint Uri_WPB" value="http://vaausb msweb26:123/Query Svc.asmx"/&gt; &lt;add key="MdwsEndpoint Uri_BAY" value="http://vaausb msweb26:124/Query Svc.asmx"/&gt; &lt;add key="MdwsEndpoint </pre>		

Section	Configuration Key/Name	Configuration values (ex.)			Description
		Split Service		Combine Service	
		BMS.ServiceHost.config	BMS.VI.ServiceHost.exe.config	BMS.ServiceHost.config	
		<pre> Uri_MIA" value="http://vaausb msweb26:125/Query Svc.asmx"/&gt; &lt;add key="MdwsEndpoint Uri_ORL" value="http://vaausb msweb26:126/Query Svc.asmx"/&gt; &lt;add key="MdwsEndpoint Uri_SAJ" value="http://vaausb msweb26:127/Query Svc.asmx"/&gt; &lt;add key="MdwsEndpoint Uri_TAM" value="http://vaausb msweb26:128/Query Svc.asmx"/&gt; &lt;add key="MdwsEndpoint Uri_RSV1" value="http://vaausb msweb27:87/QueryS vc.asmx"/&gt; &lt;add key="MdwsEndpoint Uri_RSV2" value="http://vaausb msweb27:88/QueryS vc.asmx"/&gt; &lt;add key="MdwsEndpoint Uri_RSV3" value="http://vaausb msweb27:89/QueryS </pre>			

Section	Configuration Key/Name	Configuration values (ex.)			Description
		Split Service		Combine Service	
		BMS.ServiceHost.config	BMS.VI.ServiceHost.exe.config	BMS.ServiceHost.config	
		<pre>vc.aspx"/&gt; &lt;add key="MdwsEndpoint Uri_RSV4" value="http://vaausb msweb27:90/QueryS vc.aspx"/&gt; &lt;add key="MdwsEndpoint Uri_RSV5" value="http://vaausb msweb27:91/QueryS vc.aspx"/&gt; &lt;add key="MdwsEndpoint Uri_RSV6" value="http://vaausb msweb27:92/QueryS vc.aspx"/&gt; &lt;add key="MdwsEndpoint Uri_RSV7" value="http://vaausb msweb27:93/QueryS vc.aspx"/&gt; &lt;add key="MdwsEndpoint Uri_RSV8" value="http://vaausb msweb27:94/QueryS vc.aspx"/&gt; &lt;add key="MdwsEndpoint Uri_RSV9" value="http://vaausb msweb27:95/QueryS vc.aspx"/&gt; &lt;add key="MdwsEndpoint</pre>			

Section	Configuration Key/Name	Configuration values (ex.)			Description
		Split Service		Combine Service	
		BMS.ServiceHost.config	BMS.VI.ServiceHost.exe.config	BMS.ServiceHost.config	
		<pre> Uri_RSV10" value="http://vaausb msweb27:96/QueryS vc.asmx"/&gt; &lt;add key="MdwsEndpoint Uri_RSV11" value="http://vaausb msweb27:97/QueryS vc.asmx"/&gt; &lt;add key="MdwsEndpoint Uri_RSV12" value="http://vaausb msweb27:98/QueryS vc.asmx"/&gt; &lt;add key="MdwsEndpoint Uri_RSV13" value="http://vaausb msweb27:99/QueryS vc.asmx"/&gt; &lt;add key="MdwsEndpoint Uri_RSV14" value="http://vaausb msweb27:100/Query Svc.asmx"/&gt; &lt;add key="MdwsEndpoint Uri_RSV14" value="http://vaausb msweb27:101/Query Svc.asmx"/&gt; &lt;add key="MdwsEndpoint Uri_RSV15" value="http://vaausb msweb27:102/Query </pre>			

Section	Configuration Key/Name	Configuration values (ex.)			Description
		Split Service		Combine Service	
		BMS.ServiceHost.config	BMS.VI.ServiceHost.exe.config	BMS.ServiceHost.config	
		<pre> Svc.asmx"/&gt; &lt;add key="MdwsEndpoint Uri_RSV16" value="http://vaausb msweb27:103/Query Svc.asmx"/&gt; &lt;add key="MdwsEndpoint Uri_RSV17" value="http://vaausb msweb27:104/Query Svc.asmx"/&gt; &lt;add key="MdwsEndpoint Uri_RSV18" value="http://vaausb msweb27:105/Query Svc.asmx"/&gt; &lt;add key="MdwsEndpoint Uri_RSV19" value="http://vaausb msweb27:106/Query Svc.asmx"/&gt; &lt;add key="MdwsEndpoint Uri_RSV20" value="http://vaausb msweb27:107/Query Svc.asmx"/&gt; &lt;add key="MdwsEndpoint Uri_RSV21" value="http://vaausb msweb27:108/Query Svc.asmx"/&gt; &lt;add key="MdwsEndpoint </pre>			

Section	Configuration Key/Name	Configuration values (ex.)			Description
		Split Service		Combine Service	
		BMS.ServiceHost.config	BMS.VI.ServiceHost.exe.config	BMS.ServiceHost.config	
		<pre> Uri_RSV22" value="http://vaausb msweb27:109/Query Svc.asmx"/&gt; &lt;add key="MdwsEndpoint Uri_RSV23" value="http://vaausb msweb27:110/Query Svc.asmx"/&gt; &lt;add key="MdwsEndpoint Uri_RSV24" value="http://vaausb msweb27:111/Query Svc.asmx"/&gt; &lt;add key="MdwsEndpoint Uri_RSV25" value="http://vaausb msweb27:112/Query Svc.asmx"/&gt; &lt;add key="MdwsEndpoint Uri_RSV26" value="http://vaausb msweb27:113/Query Svc.asmx"/&gt; &lt;add key="MdwsEndpoint Uri_RSV27" value="http://vaausb msweb27:114/Query Svc.asmx"/&gt; &lt;add key="MdwsEndpoint Uri_GLA27" value="http://vaausb msweb27:115/Query </pre>			

Section	Configuration Key/Name	Configuration values (ex.)			Description
		Split Service		Combine Service	
		BMS.ServiceHost.config	BMS.VI.ServiceHost.exe.config	BMS.ServiceHost.config	
		<pre> Svc.asmx"/&gt; &lt;add key="MdwsEndpoint Uri_LAS27" value="http://vaausb msweb27:116/Query Svc.asmx"/&gt; &lt;add key="MdwsEndpoint Uri_LOM27" value="http://vaausb msweb27:117/Query Svc.asmx"/&gt; &lt;add key="MdwsEndpoint Uri_LON27" value="http://vaausb msweb27:118/Query Svc.asmx"/&gt; &lt;add key="MdwsEndpoint Uri_SDC27" value="http://vaausb msweb27:119/Query Svc.asmx"/&gt; &lt;add key="MdwsEndpoint Uri_KAN27" value="http://vaausb msweb27:120/Query Svc.asmx"/&gt; &lt;add key="MdwsEndpoint Uri_STL27" value="http://vaausb msweb27:121/Query Svc.asmx"/&gt; &lt;add key="MdwsEndpoint </pre>			



Section	Configuration Key/Name	Configuration values (ex.)			Description
		Split Service		Combine Service	
		BMS.ServiceHost.config	BMS.VI.ServiceHost.exe.config	BMS.ServiceHost.config	
		<pre> Uri_NFL27" value="http://vaausb msweb27:122/Query Svc.asmx"/&gt; &lt;add key="MdwsEndpoint Uri_WPB27" value="http://vaausb msweb27:123/Query Svc.asmx"/&gt; &lt;add key="MdwsEndpoint Uri_BAY27" value="http://vaausb msweb27:124/Query Svc.asmx"/&gt; &lt;add key="MdwsEndpoint Uri_MIA27" value="http://vaausb msweb27:125/Query Svc.asmx"/&gt; &lt;add key="MdwsEndpoint Uri_ORL27" value="http://vaausb msweb27:126/Query Svc.asmx"/&gt; &lt;add key="MdwsEndpoint Uri_SAJ27" value="http://vaausb msweb27:127/Query Svc.asmx"/&gt; &lt;add key="MdwsEndpoint Uri_TAM27" value="http://vaausb </pre>			

Section	Configuration Key/Name	Configuration values (ex.)			Description
		Split Service		Combine Service	
		BMS.ServiceHost.config	BMS.VI.ServiceHost.exe.config	BMS.ServiceHost.config	
			msweb27:128/Query Svc.asmx"/>		
	VistaIntegrationJobFailedIncrementDateMinutes	value="10"			The maximum number of job failures until the system decides to retry.
	VistaIntegrationJobFailedNotificationEmailTo				The time span (minutes) that the system decides to increment job's start date when the threshold of job failures is reached.

Section	Configuration Key/Name	Configuration values (ex.)			Description
		Split Service		Combine Service	
		BMS.ServiceHost.config	BMS.VI.ServiceHost.exe.config	BMS.ServiceHost.config	
	VistaIntegrationJobFailedNotificationEmailFrom	value="BMSBackgroundProcessorAgent@va.gov"			Recipient's email used when a job fails. (va_person@va.gov)
	BMS_EIS_LongRunningMethodsMaxConcurrentCalls	value="250"			Sender's email used when a job fails.
	BMS_EVS_LongRunningMethodsMaxConcurrentCalls	value="250"	value="75"	value="75"	
	BMSServiceHostStartType	value="BMS"	value="100"	value="50"	
	VistaIntegration.TaskSchedulerDelayMin	value="0"	value="BMS.VI"	value="ALL"	Identifies how BMS is ran and the associate configuration file. (possible values: ALL, BMS, BMS.VI)
	VistaIntegration.TaskSchedulerDelayMax	value="10"	value="0"	value="0"	
	VistaIntegration.TaskSchedulerDelayStep	value="5"	value="10"	value="10"	

Section	Configuration Key/Name	Configuration values (ex.)			Description
		Split Service		Combine Service	
		BMS.ServiceHost.config	BMS.VI.ServiceHost.exe.config	BMS.ServiceHost.config	
	ThreadPoolMaxWorkerThreads		value="5"	value="5"	
	VistaIntegration.PatientMovementlenDays			value="200"	
	ViaEndpointUrl	https://vaww.via.va.gov/via-webservices/services/BackgroundProcessService	value="60"	value="60"	
	ViaRequestingApp	BMSBatch	value="https://vaww.bms.via.va.gov/via-webservices/services/BackgroundProcessService"	value="https://vaww.bms.via.va.gov/via-webservices/services/BackgroundProcessService"	URL for VIA
	ViaAppToken	<viaAppToken>	value="BMSBatch"	value="BMSBatch"	
	ViaAppPassword	<viaAppPassword>	value="BMSB_ID577"	value="BMSB_ID577"	
	MinimumFilemanDate	01/01/1992	value="*****"	Value="*****"	
			Value="01/01/1992"	Value="01/01/1992"	
	sortColumnCode="entered"	sortColumnName="[A].[CREATION_DATE]"			
<b>pagingSortGroup</b> <b>pagingSort</b>	sortColumnCode="patient"	sortColumnName="[PAT].[LAST_NAME], [PAT].[FIRST_NAME]"			
	sortColumnCode="facility"	sortColumnName="[F].[NAME]"			
	sortColumnCode="requestdt"	sortColumnName="[A].[CREATION_DATE]"			

Section	Configuration Key/Name	Configuration values (ex.)		Description
		Split Service	Combine Service	
		BMS.ServiceHost.config	BMS.VI.ServiceHost.exe.config	BMS.ServiceHost.config
	sortColumnCode="specialty"	sortColumnName="[REQSP].[DISPLAY_NAME]"		
	sortColumnCode="visn"	sortColumnName="[TR].[FACILITY_VISN]"		
	sortColumnCode="region"	sortColumnName="[TR].[FACILITY_REGION]"		
	sortColumnCode="eventdt"	sortColumnName="[AEVN].[CREATION_DATE]"		
	sortColumnCode="VacatedDate"	sortColumnCode="VacatedDate"		
	sortColumnCode="transfer eventdt"	sortColumnName="[A].[CREATION_DATE]"		
	sortColumnCode="transfer requestdt"	sortColumnName="[TR].[REQUESTED_DATE]"		
	assembly="General.MT.dll"	servername=""		
<b>mtmodules</b> [defaultserver=""]	assembly="BMS.MT.dll"	servername=""		
	configurationSections\configurationSection xsi:type="ReadOnlyConfigurationSectionData" name="securityConfiguration" encrypt="false"	storageProvider xsi:type="XmlFileStorageProviderData" name="XML File Storage Provider" path="securityConfiguration.config"		
<b>enterpriselibrary.configuration Settings</b> xmlns:xsd="http://www.w3.org/	configurationSections\configurationSection xsi:type="ReadOnlyConfigurationSectionData"	<dataTransformer xsi:type="XmlSerializerTransformerData" name="Xml Serializer Transformer"> <includeTypes> <includeType name="HMUserAccessAuthenticationProviderData" type="ePractice.Security.HMUserAccess.Configuration.HMUserAccessAuthenticationProviderDat		

Section	Configuration Key/Name	Configuration values (ex.)		Description
		Split Service	Combine Service	
		BMS.ServiceHost.config	BMS.VI.ServiceHost.exe.config	BMS.ServiceHost.config
<b>2001/XMLSchema</b> <b>xmlns:xsi="http://www.w3.org/2001/XMLSchema-instance"</b> <b>applicationName="HMSI"</b> <b>xmlns="http://www.microsoft.com/practices/enterpriselibrary/08-31-2004/configuration"</b>	name="securityConfiguration" encrypt="false" configurationSections\configurationSection xsi:type="ReadOnlyConfigurationSectionData" name="cachingConfiguration" encrypt="false"	<pre>a, Security.HMUserAccess"/&gt; &lt;includeType name="HMUserAccessAuthorizationProviderData" type="ePractice.Security.HMUserAccess.Configuration.HMUserAccessAuthorizationProviderData, Security.HMUserAccess"/&gt; &lt;includeType name="HMUserAccessRolesProviderData" type="ePractice.Security.HMUserAccess.Configuration.HMUserAccessRolesProviderData, Security.HMUserAccess"/&gt; &lt;includeType name="NullAuthenticationProviderData" type="ePractice.Security.Null.Configuration.NullAuthenticationProviderData, Security.Null"/&gt; &lt;includeType name="NullAuthorizationProviderData" type="ePractice.Security.Null.Configuration.NullAuthorizationProviderData, Security.Null"/&gt; &lt;/includeTypes&gt; &lt;/dataTransformer&gt;</pre>		
		<pre>storageProvider xsi:type="XmlFileStorageProviderData" name="XML File Storage Provider" path="cachingConfiguration.config"</pre>		
	configurationSections\configurationSection xsi:type="ReadOnlyConfigurationSectionData"	<pre>&lt;dataTransformer xsi:type="XmlSerializerTransformerData" name="Xml Serializer Transformer"&gt; &lt;includeTypes/&gt; &lt;/dataTransformer&gt;</pre>		Caching configuration is for CLIENT

Section	Configuration Key/Name	Configuration values (ex.)		Description
		Split Service	Combine Service	
		BMS.ServiceHost.config	BMS.VI.ServiceHost.exe.config	BMS.ServiceHost.config
	name="cachingConfiguration" encrypt="false" configurationSections\configurationSection xsi:type="ReadOnlyConfigurationSectionData" name="connectionConfiguration" encrypt="false"	storageProvider xsi:type="XmlFileStorageProviderData" name="XML File Storage Provider" path="connectionConfiguration.config"		
	configurationSections\configurationSection xsi:type="ReadOnlyConfigurationSectionData" name="connectionConfiguration" encrypt="false" keyAlgorithmStorageProvider	<dataTransformer xsi:type="XmlSerializerTransformerData" name="Xml Serializer Transformer"> <includeTypes> <includeType name="ServicesDatabaseConnectionProviderData" type="ePractice.Connection.SingleDatabase.Configuration.ServicesDatabaseConnectionProviderData, Connections.SingleDatabase, Version=1.0.0.0, Culture=neutral, PublicKeyToken=null"/> </includeTypes> </dataTransformer>		Connection configuration is for SERVER
		xsi:nil="true"		
	application\channels\channel	type="System.Runtime.Remoting.Channels.Tcp.TcpChannel, System.Runtime.Remoting, Version=1.0.5000.0, Culture=neutral, PublicKeyToken=b77a5c561934e089" name="RegularChannel"		
<b>system.runtime.remoting</b>	connectionManagement\add	address="*" maxconnection="1000"		
<b>system.net</b>	service	name="BMS.ServiceImplementation.BedManagerOperationsCore" behaviorConfiguration="ServiceBehavior"		

Section	Configuration Key/Name	Configuration values (ex.)			Description
		Split Service		Combine Service	
		BMS.ServiceHost.config	BMS.VI.ServiceHost.exe.config	BMS.ServiceHost.config	
<b>system.service Model\services</b>	host\base\baseAddresses\ add	baseAddress="http://<ServerAddress>25:16050/BMSOperations"			
	endpoint	address="" bindingConfiguration="ServiceBinding" binding="wsFederationHttpBinding" contract="BMS.ServiceContracts.IBedMan agerOperations"	baseAddress="http:// <ServerAddress>211 :16050/BMSOperatio ns"	baseAddress="http://localh ost:16050/BMSOperations"	
	endpoint	address="win" bindingConfiguration="WinBinding" binding="wsFederationHttpBinding" contract="BMS.ServiceContracts.IBedManagerOperations"			
	endpoint	contract="IMetadataExchange" binding="mexHttpBinding" address="mex"			
	endpoint	address="unsec" binding="basicHttpBinding" contract="BMS.ServiceContracts.IBedManagerOperations"			
	service	name="BMS.ServiceImplementation.BedManagerQueryCore" behaviorConfiguration="ServiceBehavior"			
	host\base\baseAddresses\ add	baseAddress="http://<ServerAddress>210:16050/BMSQuery"			
	endpoint	address="" bindingConfiguration="ServiceBinding" binding="wsFederationHttpBinding" contract="BMS.ServiceContracts.IBedMan agerQuery"	baseAddress="http:// <ServerAddress>211 :16050/BMSQuery"	baseAddress="http://localh ost:16050/BMSQuery"	
	endpoint	address="win" bindingConfiguration="WinBinding" binding="wsFederationHttpBinding" contract="BMS.ServiceContracts.IBedManagerQuery"			
	endpoint	contract="IMetadataExchange" binding="mexHttpBinding" address="mex"			
	endpoint	address="unsec" binding="basicHttpBinding" contract="BMS.ServiceContracts.IBedManagerQuery"			



Section	Configuration Key/Name	Configuration values (ex.)		Description
		Split Service		Combine Service
		BMS.ServiceHost.config	BMS.VI.ServiceHost.exe.config	BMS.ServiceHost.config
	service	name="BMS.ServiceImplementation.BedManagerCacheCore" behaviorConfiguration="ServiceBehavior"		
	host\base\baseAddresses\ add			
	endpoint		baseAddress="http:// <ServerAddress>211 :16050/BMSCache"	baseAddress="http://localh ost:16050/BMSCache"
	endpoint		address="" bindingConfiguration ="ServiceBinding" binding="wsFederatio nHttpBinding" contract="BMS.Servi ceContracts.IBedMan agerCache"	address="" bindingConfiguration="Serv iceBinding" binding="wsFederationHttp Binding" contract="BMS.ServiceCon tracts.IBedManagerCache"
	endpoint		address="win" bindingConfiguration ="WinBinding" binding="wsFederatio nHttpBinding" contract="BMS.Servi ceContracts.IBedMan agerCache"	address="win" bindingConfiguration="Win Binding" binding="wsFederationHttp Binding" contract="BMS.ServiceCon tracts.IBedManagerCache"
	endpoint		contract="IMetadataE xchange" binding="mexHttpBin ding" address="mex"	contract="IMetadataExchan ge" binding="mexHttpBinding" address="mex"

Section	Configuration Key/Name	Configuration values (ex.)			Description
		Split Service		Combine Service	
		BMS.ServiceHost.config	BMS.VI.ServiceHost.exe.config	BMS.ServiceHost.config	
	service	name="BMS.ServiceImplementation.ConfigurationOperationsCore" behaviorConfiguration="ServiceBehavior"	address="unsec" binding="basicHttpBinding" contract="BMS.ServiceContracts.IBedManagerCache"	address="unsec" binding="basicHttpBinding" contract="BMS.ServiceContracts.IBedManagerCache"	
	host\base\baseAddresses\add	baseAddress="http://<ServerAddress>210:16050/BMSConfigurationOperations"		name="BMS.ServiceImplementation.ConfigurationOperationsCore" behaviorConfiguration="ServiceBehavior"	
	endpoint	address="" bindingConfiguration="ServiceBinding" binding="wsFederationHttpBinding" contract="BMS.ServiceContracts.IConfigurationOperations"		baseAddress="http://localhost:16050/BMSConfigurationOperations"	
	endpoint	address="win" bindingConfiguration="WinBinding" binding="wsFederationHttpBinding" contract="BMS.ServiceContracts.IConfigurationOperations"		address="" bindingConfiguration="ServiceBinding" binding="wsFederationHttpBinding" contract="BMS.ServiceContracts.IConfigurationOperations"	
	endpoint	contract="IMetadataExchange" binding="mexHttpBinding" address="mex"		address="win" bindingConfiguration="WinBinding" binding="wsFederationHttpBinding" contract="BMS.ServiceContracts.IConfigurationOperations"	

Section	Configuration Key/Name	Configuration values (ex.)			Description
		Split Service		Combine Service	
		BMS.ServiceHost.config	BMS.VI.ServiceHost.exe.config	BMS.ServiceHost.config	
	endpoint	address="unsec" binding="basicHttpBinding" contract="BMS.ServiceContracts.IConfigurationOperations"		contract="IMetadataExchange" binding="mexHttpBinding" address="mex"	
	service	name="InfoWorld.Security.Authorization.AuthorizationSubscriber.AuthorizationSubscriber" behaviorConfiguration="ServiceBehavior"		address="unsec" binding="basicHttpBinding" contract="BMS.ServiceContracts.IConfigurationOperations"	
	host\base\baseAddresses\add	baseAddress="http://<ServerAddress>210:16050/BMS/AuthorizationSubscriber"		name="InfoWorld.Security.Authorization.AuthorizationSubscriber.AuthorizationSubscriber" behaviorConfiguration="ServiceBehavior"	
	endpoint	address="" binding="wsFederationHttpBinding" bindingConfiguration="WinBinding" contract="InfoWorld.Security.Authorization.AuthorizationSubscriber.IAuthorizationSubscriber"		baseAddress="http://localhost:16050/BMS/AuthorizationSubscriber"	
	service			address="" binding="wsFederationHttpBinding" bindingConfiguration="WinBinding" contract="InfoWorld.Security.Authorization.AuthorizationSubscriber.IAuthorizationSubscriber"	

Section	Configuration Key/Name	Configuration values (ex.)			Description
		Split Service		Combine Service	
		BMS.ServiceHost.config	BMS.VI.ServiceHost.exe.config	BMS.ServiceHost.config	
	host\base\baseAddresses\ add		name="TransferFlow" behaviorConfiguration="WorkflowService"	name="TransferFlow" behaviorConfiguration="WorkflowService"	
	endpoint		baseAddress="http://<ServerAddress>211:16050/TransferWF"	baseAddress="http://localhost:16050/TransferWF"	
	endpoint		address="" bindingConfiguration="ServiceBinding" binding="wsFederationHttpBinding" contract="BMS.Workflows.WF.ITransferFlow"	address="" bindingConfiguration="ServiceBinding" binding="wsFederationHttpBinding" contract="BMS.Workflows.WF.ITransferFlow"	
	endpoint		address="win" bindingConfiguration="WinBinding" binding="wsFederationHttpBinding" contract="BMS.Workflows.WF.ITransferFlow"	address="win" bindingConfiguration="WinBinding" binding="wsFederationHttpBinding" contract="BMS.Workflows.WF.ITransferFlow"	
	endpoint		contract="IMetadataExchange" binding="mexHttpBinding" address="mex"	contract="IMetadataExchange" binding="mexHttpBinding" address="mex"	
	service		address="unsec" binding="basicHttpBinding" contract="BMS.Workf	address="unsec" binding="basicHttpBinding" contract="BMS.Workflows.WF.ITransferFlow"	

Section	Configuration Key/Name	Configuration values (ex.)			Description
		Split Service		Combine Service	
		BMS.ServiceHost.config	BMS.VI.ServiceHost.exe.config	BMS.ServiceHost.config	
			lows.WF.ITransferFlow		
	host\base\baseAddresses\add		name="WaitingListFlow" behaviorConfiguration="WorkflowService"	name="WaitingListFlow" behaviorConfiguration="WorkflowService"	
	endpoint		baseAddress="http://<ServerAddress>211:16050/WaitingListWF"	baseAddress="http://localhost:16050/WaitingListWF"	
	endpoint		address="" bindingConfiguration="ServiceBinding" binding="wsFederationHttpBinding" contract="BMS.Workflows.WF.IWaitingListFlow"	address="" bindingConfiguration="ServiceBinding" binding="wsFederationHttpBinding" contract="BMS.Workflows.WF.IWaitingListFlow"	
	endpoint		address="win" bindingConfiguration="WinBinding" binding="wsFederationHttpBinding" contract="BMS.Workflows.WF.IWaitingListFlow"	address="win" bindingConfiguration="WinBinding" binding="wsFederationHttpBinding" contract="BMS.Workflows.WF.IWaitingListFlow"	
	endpoint		contract="IMetadataExchange"	contract="IMetadataExchange"	

Section	Configuration Key/Name	Configuration values (ex.)			Description
		Split Service		Combine Service	
		BMS.ServiceHost.config	BMS.VI.ServiceHost.exe.config	BMS.ServiceHost.config	
			binding="mexHttpBinding" address="mex"	binding="mexHttpBinding" address="mex"	
	service		address="unsec" binding="basicHttpBinding" contract="BMS.Workflows.WF.IWaitingListFlow"	address="unsec" binding="basicHttpBinding" contract="BMS.Workflows.WF.IWaitingListFlow"	
	host\base\baseAddresses\add		name="BedUnavailableFlow" behaviorConfiguration="WorkflowService"	name="BedUnavailableFlow" behaviorConfiguration="WorkflowService"	
	endpoint		baseAddress="http://<ServerAddress>211:16050/BedUnavailableWF"	name="BedUnavailableFlow" behaviorConfiguration="WorkflowService"	
	endpoint		address="" bindingConfiguration="ServiceBinding" binding="wsFederationHttpBinding" contract="BMS.Workflows.WF.IBedUnavailableFlow"	address="" bindingConfiguration="ServiceBinding" binding="wsFederationHttpBinding" contract="BMS.Workflows.WF.IBedUnavailableFlow"	

Section	Configuration Key/Name	Configuration values (ex.)			Description
		Split Service		Combine Service	
		BMS.ServiceHost.config	BMS.VI.ServiceHost.exe.config	BMS.ServiceHost.config	
	endpoint		address="win" bindingConfiguration="WinBinding" binding="wsFederationHttpBinding" contract="BMS.Workflows.WF.IBedUnavailableFlow"	address="win" bindingConfiguration="WinBinding" binding="wsFederationHttpBinding" contract="BMS.Workflows.WF.IBedUnavailableFlow"	
	endpoint		contract="IMetadataExchange" binding="mexHttpBinding" address="mex"	contract="IMetadataExchange" binding="mexHttpBinding" address="mex"	
	service		address="unsec" binding="basicHttpBinding" contract="BMS.Workflows.WF.IBedUnavailableFlow"	address="unsec" binding="basicHttpBinding" contract="BMS.Workflows.WF.IBedUnavailableFlow"	
	host\base\baseAddresses\add		name="BMS.ServiceImplementation.VistaQueryCore" behaviorConfiguration="ServiceBehavior"	name="BMS.ServiceImplementation.VistaQueryCore" behaviorConfiguration="ServiceBehavior"	
	endpoint		baseAddress="http://<ServerAddress>211:16050/VistaQuery"	baseAddress="http://localhost:16050/VistaQuery"	

Section	Configuration Key/Name	Configuration values (ex.)			Description
		Split Service		Combine Service	
		BMS.ServiceHost.config	BMS.VI.ServiceHost.exe.config	BMS.ServiceHost.config	
	endpoint		address="" bindingConfiguration="ServiceBinding" binding="wsFederationHttpBinding" contract="BMS.ServiceContracts.IVistaWorkerQuery"	address="" bindingConfiguration="ServiceBinding" binding="wsFederationHttpBinding" contract="BMS.ServiceContracts.IVistaWorkerQuery"	
	endpoint		address="win" bindingConfiguration="WinBinding" binding="wsFederationHttpBinding" contract="BMS.ServiceContracts.IVistaWorkerQuery"	address="win" bindingConfiguration="WinBinding" binding="wsFederationHttpBinding" contract="BMS.ServiceContracts.IVistaWorkerQuery"	
	endpoint		contract="IMetadataExchange" binding="mexHttpBinding" address="mex"	contract="IMetadataExchange" binding="mexHttpBinding" address="mex"	
	service		address="unsec" binding="basicHttpBinding" contract="BMS.ServiceContracts.IVistaWorkerQuery"	address="unsec" binding="basicHttpBinding" contract="BMS.ServiceContracts.IVistaWorkerQuery"	
	host\base\baseAddresses\add		name="BMS.VistaIntegration.HL7.ServiceImplementation.HL7OperationsCore" behaviorConfiguration="BasicBindingBehavior"	name="BMS.VistaIntegration.HL7.ServiceImplementation.HL7OperationsCore" behaviorConfiguration="BasicBindingBehavior"	



Section	Configuration Key/Name	Configuration values (ex.)			Description
		Split Service		Combine Service	
		BMS.ServiceHost.config	BMS.VI.ServiceHost.exe.config	BMS.ServiceHost.config	
			n="BasicBindingBehavior"		
	endpoint		baseAddress="http://<ServerAddress>211:16050/HL7Operations"	baseAddress="http://localhost:16050/HL7Operations"	
	bindings\basicHttpBinding		address="" bindingConfiguration="messagingBinding" binding="basicHttpBinding" contract="BMS.VistaIntegration.HL7.ServiceContracts.IHL7Operations"	address="" bindingConfiguration="messagingBinding" binding="basicHttpBinding" contract="BMS.VistaIntegration.HL7.ServiceContracts.IHL7Operations"	
	binding				
	binding		name="EVSBinding" maxReceivedMessageSize="2147483647" closeTimeout="00:10:00" openTimeout="00:10:00" receiveTimeout="00:15:00" sendTimeout="00:10:00"	name="EVSBinding" maxReceivedMessageSize="2147483647" closeTimeout="00:10:00" openTimeout="00:10:00" receiveTimeout="00:15:00" sendTimeout="00:10:00"	

Section	Configuration Key/Name	Configuration values (ex.)			Description
		Split Service		Combine Service	
		BMS.ServiceHost.config	BMS.VI.ServiceHost.exe.config	BMS.ServiceHost.config	
	binding		name="subscriptionBinding" maxBufferSize="2147483647" maxReceivedMessageSize="2147483647" closeTimeout="00:10:00" openTimeout="00:10:00" receiveTimeout="00:15:00" sendTimeout="00:10:00"	name="subscriptionBinding" maxBufferSize="2147483647" maxReceivedMessageSize="2147483647" closeTimeout="00:10:00" openTimeout="00:10:00" receiveTimeout="00:15:00" sendTimeout="00:10:00"	
	readerQuotas		name="messagingBinding" maxBufferSize="2147483647" maxReceivedMessageSize="2147483647" closeTimeout="00:10:00" openTimeout="00:10:00" receiveTimeout="00:15:00" sendTimeout="00:10:00"	name="messagingBinding" maxBufferSize="2147483647" maxReceivedMessageSize="2147483647" closeTimeout="00:10:00" openTimeout="00:10:00" receiveTimeout="00:15:00" sendTimeout="00:10:00"	
	binding		maxDepth="2147483647" maxStringContentLength="2147483647" maxArrayLength="2147483647" maxBytesPerRead="2147483647"	maxDepth="2147483647" maxStringContentLength="2147483647" maxArrayLength="2147483647" maxBytesPerRead="2147483647"	

Section	Configuration Key/Name	Configuration values (ex.)			Description
		Split Service		Combine Service	
		BMS.ServiceHost.config	BMS.VI.ServiceHost.exe.config	BMS.ServiceHost.config	
			maxNameTableCharCount="2147483647"	maxNameTableCharCount="2147483647"	
	readerQuotas		name="QuerySvcSoap" closeTimeout="00:10:00" openTimeout="00:10:00" receiveTimeout="00:15:00" sendTimeout="00:10:00" allowCookies="false"  bypassProxyOnLocal="false" hostNameComparisonMode="StrongWildcard"  maxBufferSize="2147483647" maxReceivedMessageSize="2147483647"  messageEncoding="Text" textEncoding="utf-8" transferMode="Buffered"	name="QuerySvcSoap" closeTimeout="00:10:00" openTimeout="00:10:00" receiveTimeout="00:15:00" sendTimeout="00:10:00" allowCookies="false"  bypassProxyOnLocal="false" hostNameComparisonMode="StrongWildcard"  maxBufferSize="2147483647" maxReceivedMessageSize="2147483647"  messageEncoding="Text" textEncoding="utf-8" transferMode="Buffered"  useDefaultWebProxy="true"	

Section	Configuration Key/Name	Configuration values (ex.)			Description
		Split Service		Combine Service	
		BMS.ServiceHost.config	BMS.VI.ServiceHost.exe.config	BMS.ServiceHost.config	
			useDefaultWebProxy="true"		
	security mode="None"		maxDepth="32" maxStringContentLength="2147483647" maxArrayLength="2147483647"  maxBytesPerRead="2147483647" maxNameTableCharCount="2147483647"	maxDepth="32" maxStringContentLength="2147483647" maxArrayLength="2147483647"  maxBytesPerRead="2147483647" maxNameTableCharCount="2147483647"	
	transport				

Section	Configuration Key/Name	Configuration values (ex.)			Description
		Split Service		Combine Service	
		BMS.ServiceHost.config	BMS.VI.ServiceHost.exe.config	BMS.ServiceHost.config	
	message		clientCredentialType="None" proxyCredentialType="None" realm=""	clientCredentialType="None" proxyCredentialType="None" realm=""	
	binding		clientCredentialType="UserName" algorithmSuite="Default"	clientCredentialType="UserName" algorithmSuite="Default"	
	readerQuotas		name="QuerySvcSoapHttps" closeTimeout="00:10:00" openTimeout="00:10:00" receiveTimeout="00:15:00" sendTimeout="00:10:00" allowCookies="false" bypassProxyOnLocal="false" hostNameComparisonMode="StrongWildcard" maxBufferSize="2147483647" maxReceivedMessageSize="2147483647" messageEncoding="Text" textEncoding="utf-8" transferMode="Buffered"	name="QuerySvcSoapHttps" closeTimeout="00:10:00" openTimeout="00:10:00" receiveTimeout="00:15:00" sendTimeout="00:10:00" allowCookies="false" bypassProxyOnLocal="false" hostNameComparisonMode="StrongWildcard" maxBufferSize="2147483647" maxReceivedMessageSize="2147483647" messageEncoding="Text" textEncoding="utf-8" transferMode="Buffered" useDefaultWebProxy="true"	

Section	Configuration Key/Name	Configuration values (ex.)			Description
		Split Service		Combine Service	
		BMS.ServiceHost.config	BMS.VI.ServiceHost.exe.config	BMS.ServiceHost.config	
			useDefaultWebProxy="true"		
	security mode="Transport"		maxDepth="32" maxStringContentLength="2147483647" maxArrayLength="2147483647" maxBytesPerRead="2147483647" maxNameTableCharCount="2147483647"	maxDepth="32" maxStringContentLength="2147483647" maxArrayLength="2147483647" maxBytesPerRead="2147483647" maxNameTableCharCount="2147483647"	
	transport				

Section	Configuration Key/Name	Configuration values (ex.)		Description
		Split Service		Combine Service
		BMS.ServiceHost.config	BMS.VI.ServiceHost.exe.config	BMS.ServiceHost.config
	wsFederationHttpBinding		clientCredentialType="None" proxyCredentialType="None" realm=""	clientCredentialType="None" proxyCredentialType="None" realm=""
	binding			
	readerQuotas		name="WSFederationHttpBinding_AuthenticatedService" maxReceivedMessageSize="2147483647" closeTimeout="00:10:00" openTimeout="00:10:00" receiveTimeout="00:15:00" sendTimeout="00:10:00"	name="WSFederationHttpBinding_AuthenticatedService" maxReceivedMessageSize="2147483647" closeTimeout="00:10:00" openTimeout="00:10:00" receiveTimeout="00:15:00" sendTimeout="00:10:00"
	security mode="Message"		maxDepth="32" maxStringContentLength="2147483647" maxArrayLength="2147483647" maxBytesPerRead="4096" maxNameTableCharCount="16384"	maxDepth="32" maxStringContentLength="2147483647" maxArrayLength="2147483647" maxBytesPerRead="4096" maxNameTableCharCount="16384"
	message			

Section	Configuration Key/Name	Configuration values (ex.)			Description
		Split Service		Combine Service	
		BMS.ServiceHost.config	BMS.VI.ServiceHost.exe.config	BMS.ServiceHost.config	
	issuer	address="http://<ServerAddress>210:16050/STS/mex"	algorithmSuite="Default" issuedKeyType="SymmetricKey" issuedTokenType="http://docs.oasis-open.org/wss/oasis-wss-saml-token-profile-1.1#SAMLV2.0" negotiateServiceCredential="false" establishSecurityContext="true"	algorithmSuite="Default" issuedKeyType="SymmetricKey" issuedTokenType="http://docs.oasis-open.org/wss/oasis-wss-saml-token-profile-1.1#SAMLV2.0" negotiateServiceCredential="false" establishSecurityContext="true"	
	identity\dns		address="http://<ServerAddress>210:16050/STS/" binding="wsHttpBinding" bindingConfiguration="wsUserName"	address="http://localhost:16050/STS/" binding="wsHttpBinding" bindingConfiguration="wsUserName"	
	binding	name="ServiceBinding" maxBufferPoolSize="2147483647" maxReceivedMessageSize="2147483647" closeTimeout="00:10:00" openTimeout="00:10:00" receiveTimeout="00:15:00" sendTimeout="00:10:00"	value="IWHM3STS"	value="IWHM3STS"	



Section	Configuration Key/Name	Configuration values (ex.)			Description
		Split Service		Combine Service	
		BMS.ServiceHost.config	BMS.VI.ServiceHost.exe.config	BMS.ServiceHost.config	
	readerQuotas	maxDepth="32" maxStringContentLength="2147483647" maxArrayLength="2147483647" maxBytesPerRead="4096" maxNameTableCharCount="16384"	name="ServiceBinding" maxBufferPoolSize="2147483647" maxReceivedMessageSize="2147483647" closeTimeout="00:10:00" openTimeout="00:10:00" receiveTimeout="00:15:00" sendTimeout="00:10:00"	name="ServiceBinding" maxBufferPoolSize="2147483647" maxReceivedMessageSize="2147483647" closeTimeout="00:10:00" openTimeout="00:10:00" receiveTimeout="00:15:00" sendTimeout="00:10:00"	
	security mode="Message"		maxDepth="32" maxStringContentLength="2147483647" maxArrayLength="2147483647" maxBytesPerRead="4096" maxNameTableCharCount="16384"	maxDepth="32" maxStringContentLength="2147483647" maxArrayLength="2147483647" maxBytesPerRead="4096" maxNameTableCharCount="16384"	
	message issuedTokenType="http://docs.oasis-open.org/wss/oasis-wss-saml-token-profile-1.1#SAMLV2.0" negotiateServiceCredential="false" establishSecurityContext="true"	issuerMetadata address="http://<ServerAddress>210:16050/STS/mex"			

Section	Configuration Key/Name	Configuration values (ex.)			Description
		Split Service		Combine Service	
		BMS.ServiceHost.config	BMS.VI.ServiceHost.exe.config	BMS.ServiceHost.config	
	binding	name="WinBinding" maxBufferPoolSize="2147483647" maxReceivedMessageSize="2147483647" closeTimeout="00:10:00" openTimeout="00:10:00" receiveTimeout="00:15:00" sendTimeout="00:10:00"	issuerMetadata address="http://<ServerAddress>210:160 50/STS/mex"	issuerMetadata address="http://localhost:1 6050/STS/mex"	
	readerQuotas	maxDepth="32" maxStringContentLength="2147483647" maxArrayLength="2147483647" maxBytesPerRead="4096" maxNameTableCharCount="16384"	name="WinBinding" maxBufferPoolSize="2147483647" maxReceivedMessageSize="2147483647" closeTimeout="00:10:00" openTimeout="00:10:00" receiveTimeout="00:15:00" sendTimeout="00:10:00"	name="WinBinding" maxBufferPoolSize="2147483647" maxReceivedMessageSize="2147483647" closeTimeout="00:10:00" openTimeout="00:10:00" receiveTimeout="00:15:00" sendTimeout="00:10:00"	
	security mode="Message"		maxDepth="32" maxStringContentLength="2147483647" maxArrayLength="2147483647" maxBytesPerRead="4096" maxNameTableCharCount="16384"	maxDepth="32" maxStringContentLength="2147483647" maxArrayLength="2147483647" maxBytesPerRead="4096" maxNameTableCharCount="16384"	
	message	issuedTokenType="http://docs.oasis-open.org/wss/oasis-wss-saml-token-profile-1.1#SAMLV2.0" negotiateServiceCredential="false" establishSecurityContext="true"			

Section	Configuration Key/Name	Configuration values (ex.)			Description
		Split Service		Combine Service	
		BMS.ServiceHost.config	BMS.VI.ServiceHost.exe.config	BMS.ServiceHost.config	
	issuer	address="http://<ServerAddress>210:16050/STS/Windows" binding="wsHttpBinding" bindingConfiguration="StsWinBinding"	issuedTokenType="http://docs.oasis-open.org/wss/oasis-wss-saml-token-profile-1.1#SAMLV2.0" negotiateServiceCredential="false" establishSecurityContext="true"	issuedTokenType="http://docs.oasis-open.org/wss/oasis-wss-saml-token-profile-1.1#SAMLV2.0" negotiateServiceCredential="false" establishSecurityContext="true"	
	identity\servicePrincipalName	value="host/localhost"	address="http://<ServerAddress>210:16050/STS/Windows" binding="wsHttpBinding" bindingConfiguration="StsWinBinding"	address="http://localhost:16050/STS/Windows" binding="wsHttpBinding" bindingConfiguration="StsWinBinding"	
	binding	name="WinBindingHttps" maxBufferSize="2147483647" maxReceivedMessageSize="2147483647" closeTimeout="00:10:00" openTimeout="00:10:00" receiveTimeout="00:15:00" sendTimeout="00:10:00"	value="host/localhost"	value="host/localhost"	
	readerQuotas	maxDepth="32" maxStringContentLength="2147483647" maxArrayLength="2147483647" maxBytesPerRead="4096" maxNameTableCharCount="16384"	name="WinBindingHttps" maxBufferSize="2147483647" maxReceivedMessageSize="2147483647" closeTimeout="00:10:00" openTimeout="00:10:00" receiveTimeout="00:15:00" sendTimeout="00:10:00"	name="WinBindingHttps" maxBufferSize="2147483647" maxReceivedMessageSize="2147483647" closeTimeout="00:10:00" openTimeout="00:10:00" receiveTimeout="00:15:00" sendTimeout="00:10:00"	

Section	Configuration Key/Name	Configuration values (ex.)			Description
		Split Service		Combine Service	
		BMS.ServiceHost.config	BMS.VI.ServiceHost.exe.config	BMS.ServiceHost.config	
			15:00" sendTimeout="00:10:00"		
	security mode="TransportWithMessageCredential"		maxDepth="32" maxStringContentLength="2147483647" maxArrayLength="2147483647" maxBytesPerRead="4096" maxNameTableCharCount="16384"	maxDepth="32" maxStringContentLength="2147483647" maxArrayLength="2147483647" maxBytesPerRead="4096" maxNameTableCharCount="16384"	
	message	issuedTokenType="http://docs.oasis-open.org/wss/oasis-wss-saml-token-profile-1.1#SAMLV2.0" negotiateServiceCredential="false" establishSecurityContext="true"			
	issuer	address="http://<ServerAddress>210:16050/STS/Windows" binding="wsHttpBinding" bindingConfiguration="StsWinBinding"	issuedTokenType="http://docs.oasis-open.org/wss/oasis-wss-saml-token-profile-1.1#SAMLV2.0" negotiateServiceCredential="false" establishSecurityContext="true"	issuedTokenType="http://docs.oasis-open.org/wss/oasis-wss-saml-token-profile-1.1#SAMLV2.0" negotiateServiceCredential="false" establishSecurityContext="true"	

Section	Configuration Key/Name	Configuration values (ex.)			Description
		Split Service		Combine Service	
		BMS.ServiceHost.config	BMS.VI.ServiceHost.exe.config	BMS.ServiceHost.config	
	identity\servicePrincipalName	value="host/localhost"	address="http://<ServerAddress>210:16050/STS/Windows" binding="wsHttpBinding" bindingConfiguration="StsWinBinding"	address="http://localhost:16050/STS/Windows" binding="wsHttpBinding" bindingConfiguration="StsWinBinding"	
	wsHttpBinding		value="host/localhost"	value="host/localhost"	
	binding	name="wsUserName" maxReceivedMessageSize="2147483647" closeTimeout="00:10:00" openTimeout="00:10:00" receiveTimeout="00:15:00" sendTimeout="00:10:00"			
	security mode="Message"				
	message	clientCredentialType="UserName" negotiateServiceCredential="false" algorithmSuite="Default" establishSecurityContext="true"			
	binding	name="StsWinBinding" closeTimeout="00:10:00" openTimeout="00:10:00" receiveTimeout="00:15:00" sendTimeout="00:10:00"			
	security mode="Message"				Kerberos/N TLM
	message	clientCredentialType="UserName" negotiateServiceCredential="false" algorithmSuite="Default" establishSecurityContext="true"			

Section	Configuration Key/Name	Configuration values (ex.)			Description
		Split Service		Combine Service	
		BMS.ServiceHost.config	BMS.VI.ServiceHost.exe.config	BMS.ServiceHost.config	
	binding	name="StsWinBinding" closeTimeout="00:10:00" openTimeout="00:10:00" receiveTimeout="00:15:00" sendTimeout="00:10:00"	clientCredentialType="UserName" negotiateServiceCredential="false" algorithmSuite="Default" establishSecurityContext="true"	clientCredentialType="UserName" negotiateServiceCredential="false" algorithmSuite="Default" establishSecurityContext="true"	
	security mode="Message"	name="StsWinBinding" closeTimeout="00:10:00" openTimeout="00:10:00" receiveTimeout="00:15:00" sendTimeout="00:10:00"	name="StsWinBinding" closeTimeout="00:10:00" openTimeout="00:10:00" receiveTimeout="00:15:00" sendTimeout="00:10:00"	name="StsWinBinding" closeTimeout="00:10:00" openTimeout="00:10:00" receiveTimeout="00:15:00" sendTimeout="00:10:00"	
	message	clientCredentialType="Windows" negotiateServiceCredential="true" establishSecurityContext="true"			
	binding	name="wsBindConf" maxReceivedMessageSize="2147483647" closeTimeout="00:10:00" openTimeout="00:10:00" receiveTimeout="00:15:00" sendTimeout="00:10:00"			
	client				
	endpoint				

Section	Configuration Key/Name	Configuration values (ex.)			Description
		Split Service		Combine Service	
		BMS.ServiceHost.config	BMS.VI.ServiceHost.exe.config	BMS.ServiceHost.config	
	endpoint		address="http://vaausbmsweb26:87/QuerySvc.asmx" binding="basicHttpBinding"  bindingConfiguration="QuerySvcSoap" contract="QuerySvcService.QuerySvcSoap" name="QuerySvcSoap"	address="http://vaausbmsweb76/mdws2/QuerySvc.asmx" binding="basicHttpBinding"  bindingConfiguration="QuerySvcSoap" contract="QuerySvcService.QuerySvcSoap" name="QuerySvcSoap"	MDWS2
	endpoint		address="https://vaausnumweb22.aac.dva.va.gov/Inpatient.asmx" binding="basicHttpBinding"  bindingConfiguration="QuerySvcSoapHttps" contract="BMS.ServicesWrapper.Proxy.InpatientSoap" name="InpatientSoap"	address="https://hceveah03:100/Inpatient.asmx" binding="basicHttpBinding"  bindingConfiguration="QuerySvcSoapHttps" contract="BMS.ServicesWrapper.Proxy.InpatientSoap" name="InpatientSoap"	NUMI

Section	Configuration Key/Name	Configuration values (ex.)			Description
		Split Service		Combine Service	
		BMS.ServiceHost.config	BMS.VI.ServiceHost.exe.config	BMS.ServiceHost.config	
	identity\dns		address="http://<ServerAddress>210:16050/PAP" behaviorConfiguration="ClientCredentialsBehavior" binding="wsFederationHttpBinding" bindingConfiguration="WSFederationHttpBinding_AuthenticatedService" contract="InfoWorld.Security.Authorization.PolicyAdministrationPoint.IAdministrativeFunctions" name="PAP.AdministrativeFunctions"	address="http://localhost:16050/PAP" behaviorConfiguration="ClientCredentialsBehavior" binding="wsFederationHttpBinding" bindingConfiguration="WSFederationHttpBinding_AuthenticatedService" contract="InfoWorld.Security.Authorization.PolicyAdministrationPoint.IAdministrativeFunctions" name="PAP.AdministrativeFunctions"	PAP
	endpoint		value="IWHM3Services"	value="IWHM3Services"	



Section	Configuration Key/Name	Configuration values (ex.)			Description
		Split Service		Combine Service	
		BMS.ServiceHost.config	BMS.VI.ServiceHost.exe.config	BMS.ServiceHost.config	
	identity\dns		endpoint address="http://<ServerAddress>210:16050/PDP"  behaviorConfiguration="ClientCredentialsBehavior"  binding="wsFederationHttpBinding"  bindingConfiguration="WSFederationHttpBinding_AuthenticatedService"  contract="InfoWorld.Security.PolicyDecisionPoint.IAuthorizationService"  name="PDP.AuthorizationService"	address="http://localhost:16050/PDP"  behaviorConfiguration="ClientCredentialsBehavior"  binding="wsFederationHttpBinding"  bindingConfiguration="WSFederationHttpBinding_AuthenticatedService"  contract="InfoWorld.Security.PolicyDecisionPoint.IAuthorizationService"  name="PDP.AuthorizationService"	PDP
	endpoint		value="IWHM3Services"	value="IWHM3Services"	

Section	Configuration Key/Name	Configuration values (ex.)			Description
		Split Service		Combine Service	
		BMS.ServiceHost.config	BMS.VI.ServiceHost.exe.config	BMS.ServiceHost.config	
	identity\dns		address="http://<ServerAddress>210:16050/PAP" behaviorConfiguration="WindowsClientCredentials" binding="wsFederationHttpBinding" bindingConfiguration="WinBinding" contract="InfoWorld.Security.Authorization.PolicyAdministrationPoint.IAdministrativeFunctions" name="PAP.AdministrativeFunctions.Windows"	address="http://localhost:16050/PAP" behaviorConfiguration="WindowsClientCredentials" binding="wsFederationHttpBinding" bindingConfiguration="WinBinding" contract="InfoWorld.Security.Authorization.PolicyAdministrationPoint.IAdministrativeFunctions" name="PAP.AdministrativeFunctions.Windows"	PAP: Windows authentication
	endpoint		value="IWHM3Services"	value="IWHM3Services"	

Section	Configuration Key/Name	Configuration values (ex.)			Description
		Split Service		Combine Service	
		BMS.ServiceHost.config	BMS.VI.ServiceHost.exe.config	BMS.ServiceHost.config	
	identity\dns		address="http://<ServerAddress>210:16050/PDP" behaviorConfiguration="WindowsClientCredentials" binding="wsFederationHttpBinding" bindingConfiguration="WinBinding" contract="InfoWorld.Security.PolicyDecisionPoint.IAuthorizationService" name="PDP.AuthorizationService.Windows"	address="http://localhost:16050/PDP" behaviorConfiguration="WindowsClientCredentials" binding="wsFederationHttpBinding" bindingConfiguration="WinBinding" contract="InfoWorld.Security.PolicyDecisionPoint.IAuthorizationService" name="PDP.AuthorizationService.Windows"	PDP: Windows authentication
	endpoint		value="IWHM3Services"	value="IWHM3Services"	

Section	Configuration Key/Name	Configuration values (ex.)			Description
		Split Service		Combine Service	
		BMS.ServiceHost.config	BMS.VI.ServiceHost.exe.config	BMS.ServiceHost.config	
	identity\dns		address="http://<ServerAddress>211:16050/QueryFunctions" behaviorConfiguration="ClientCredentialsBehavior" binding="wsFederationHttpBinding" bindingConfiguration="WSFederationHttpBinding_AuthenticatedService" name="EIS.QueryFunctions" contract="InfoWorld.EIS.IQueryFunctions"	address="http://localhost:16050/QueryFunctions" behaviorConfiguration="ClientCredentialsBehavior" binding="wsFederationHttpBinding" bindingConfiguration="WSFederationHttpBinding_AuthenticatedService" name="EIS.QueryFunctions" contract="InfoWorld.EIS.IQueryFunctions"	EIS: QueryFunctions
	endpoint		value="IWHM3Services"	value="IWHM3Services"	

Section	Configuration Key/Name	Configuration values (ex.)			Description
		Split Service		Combine Service	
		BMS.ServiceHost.config	BMS.VI.ServiceHost.exe.config	BMS.ServiceHost.config	
	identity\dns		address="http://<ServerAddress>211:16050/QueryFunctions" behaviorConfiguration="WindowsClientCredentials" binding="wsFederationHttpBinding" bindingConfiguration="WinBinding" contract="InfoWorld.EIS.IQueryFunctions" name="EIS.QueryFunctions.Windows"	address="http://localhost:16050/QueryFunctions" behaviorConfiguration="WindowsClientCredentials" binding="wsFederationHttpBinding" bindingConfiguration="WinBinding" contract="InfoWorld.EIS.IQueryFunctions" name="EIS.QueryFunctions.Windows"	EIS: Windows authentication
	endpoint		value="IWHM3Services"	value="IWHM3Services"	

Section	Configuration Key/Name	Configuration values (ex.)			Description
		Split Service		Combine Service	
		BMS.ServiceHost.config	BMS.VI.ServiceHost.exe.config	BMS.ServiceHost.config	
	identity\dns		address="http://<ServerAddress>211:16050/EntityManagement" behaviorConfiguration="ClientCredentialsBehavior" binding="wsFederationHttpBinding" name="EIS.EntityManagement" bindingConfiguration="WSFederationHttpBinding_AuthenticatedService" contract="InfoWorld.EIS.IEntityManagement"	address="http://localhost:16050/EntityManagement" behaviorConfiguration="ClientCredentialsBehavior" binding="wsFederationHttpBinding" name="EIS.EntityManagement" bindingConfiguration="WSFederationHttpBinding_AuthenticatedService" contract="InfoWorld.EIS.IEntityManagement"	EIS: EntityManagement
	endpoint		value="IWHM3Services"	value="IWHM3Services"	

Section	Configuration Key/Name	Configuration values (ex.)			Description
		Split Service		Combine Service	
		BMS.ServiceHost.config	BMS.VI.ServiceHost.exe.config	BMS.ServiceHost.config	
	identity\dns		address="http://<ServerAddress>211:16050/EntityManagement" behaviorConfiguration="WindowsClientCredentials" binding="wsFederationHttpBinding" name="EIS.EntityManagement.Windows" bindingConfiguration="WinBinding" contract="InfoWorld.EIS.IEntityManagement"	address="http://localhost:16050/EntityManagement" behaviorConfiguration="WindowsClientCredentials" binding="wsFederationHttpBinding" name="EIS.EntityManagement.Windows" bindingConfiguration="WinBinding" contract="InfoWorld.EIS.IEntityManagement"	EIS: Windows authentication
	endpoint		value="IWHM3Services"	value="IWHM3Services"	
	endpoint		address="http://<ServerAddress>211:16050/CTSVocabularyRuntime" name="EVS.CTSVocabularyRuntime" binding="basicHttpBinding" bindingConfiguration="EVSBinding" contract="InfoWorld.EVS.CTSVAPI.RuntimeOperations" behaviorConfiguration="DataContractSerializer"	address="http://localhost:16050/CTSVocabularyRuntime" name="EVS.CTSVocabularyRuntime" binding="basicHttpBinding" bindingConfiguration="EVSBinding" contract="InfoWorld.EVS.CTSVAPI.RuntimeOperations" behaviorConfiguration="DataContractSerializer"	EVS

Section	Configuration Key/Name	Configuration values (ex.)			Description
		Split Service		Combine Service	
		BMS.ServiceHost.config	BMS.VI.ServiceHost.exe.config	BMS.ServiceHost.config	
	endpoint		<p>address="http://&lt;ServerAddress&gt;211:16050/CTSVocabularyBrowse" name="EVS.CTSVocabularyBrowse" binding="basicHttpBinding" bindingConfiguration="EVSBinding"</p> <p>contract="InfoWorld.EVS.CTSVAPI.BrowserOperations" behaviorConfiguration="DataContractSerializer"</p>	<p>address="http://localhost:16050/CTSVocabularyBrowse" name="EVS.CTSVocabularyBrowse" binding="basicHttpBinding" bindingConfiguration="EVSBinding" contract="InfoWorld.EVS.CTSVAPI.BrowserOperations" behaviorConfiguration="DataContractSerializer"</p>	
	endpoint		<p>address="http://&lt;ServerAddress&gt;211:16050/CTSMMessageBrowse" name="EVS.CTSMMessageBrowse" binding="basicHttpBinding" bindingConfiguration="EVSBinding"</p> <p>contract="InfoWorld.EVS.CTSMAPI.BrowserOperations" behaviorConfiguration="DataContractSerializer"</p>	<p>address="http://localhost:16050/CTSMMessageBrowse" name="EVS.CTSMMessageBrowse" binding="basicHttpBinding" bindingConfiguration="EVSBinding" contract="InfoWorld.EVS.CTSMAPI.BrowserOperations" behaviorConfiguration="DataContractSerializer"</p>	



Section	Configuration Key/Name	Configuration values (ex.)			Description
		Split Service		Combine Service	
		BMS.ServiceHost.config	BMS.VI.ServiceHost.exe.config	BMS.ServiceHost.config	
	endpoint		<pre>address="http://&lt;ServerAddress&gt;211:16050/CTSMMessageRuntime" name="EVS.CTSMMessageRuntime" binding="basicHttpBinding" bindingConfiguration="EVSBinding"  contract="InfoWorld.EVS.CTSMAPI.RuntimeOperations" behaviorConfiguration="DataContractSerializer"</pre>	<pre>address="http://localhost:16050/CTSMMessageRuntime" name="EVS.CTSMMessageRuntime" binding="basicHttpBinding" bindingConfiguration="EVSBinding" contract="InfoWorld.EVS.CTSMAPI.RuntimeOperations" behaviorConfiguration="DataContractSerializer"</pre>	
	endpoint		<pre>address="http://&lt;ServerAddress&gt;211:16050/CTSMMessageEdit" name="EVS.CTSMMessageEdit" binding="basicHttpBinding" bindingConfiguration="EVSBinding"  contract="InfoWorld.EVS.CTSEdit.IMessageEdit" behaviorConfiguration="DataContractSerializer"</pre>	<pre>address="http://localhost:16050/CTSMMessageEdit" name="EVS.CTSMMessageEdit" binding="basicHttpBinding" bindingConfiguration="EVSBinding" contract="InfoWorld.EVS.CTSEdit.IMessageEdit" behaviorConfiguration="DataContractSerializer"</pre>	
	endpoint		<pre>address="http://&lt;ServerAddress&gt;211:16050/CTSVocabularyEdit" name="EVS.CTSVocabularyEdit" binding="basicHttpBinding" bindingConfiguration="EVSBinding" contract="ICTSEditVocabulary"</pre>	<pre>address="http://localhost:16050/CTSVocabularyEdit" name="EVS.CTSVocabularyEdit" binding="basicHttpBinding" bindingConfiguration="EVSBinding" contract="ICTSEditVocabulary"</pre>	

Section	Configuration Key/Name	Configuration values (ex.)		Description	
		Split Service		Combine Service	
		BMS.ServiceHost.config	BMS.VI.ServiceHost.exe.config	BMS.ServiceHost.config	
	identity\dns		address="http://<ServerAddress>211:16050/BMSQuery" behaviorConfiguration="ClientCredentialsBehavior" binding="wsFederationHttpBinding" bindingConfiguration="WSFederationHttpBinding_AuthenticatedService" name="BMS.BMSQuery" contract="BMS.ServiceContracts.IBedManagerQuery"	address="http://localhost:16050/BMSQuery" behaviorConfiguration="ClientCredentialsBehavior" binding="wsFederationHttpBinding" bindingConfiguration="WSFederationHttpBinding_AuthenticatedService" name="BMS.BMSQuery" contract="BMS.ServiceContracts.IBedManagerQuery"	BMS Query
	endpoint		value="IWHM3Services"	value="IWHM3Services"	

Section	Configuration Key/Name	Configuration values (ex.)			Description
		Split Service		Combine Service	
		BMS.ServiceHost.config	BMS.VI.ServiceHost.exe.config	BMS.ServiceHost.config	
	identity\dns		address="http://<ServerAddress>211:16050/BMSQuery" behaviorConfiguration="WindowsClientCredentials" binding="wsFederationHttpBinding" bindingConfiguration="WinBinding" name="BMS.BMSQuery.Windows" contract="BMS.ServiceContracts.IBedManagerQuery"	address="http://localhost:16050/BMSQuery" behaviorConfiguration="WindowsClientCredentials" binding="wsFederationHttpBinding" bindingConfiguration="WinBinding" name="BMS.BMSQuery.Windows" contract="BMS.ServiceContracts.IBedManagerQuery"	BMS Query: Windows
	endpoint		value="IWHM3Services"	value="IWHM3Services"	

Section	Configuration Key/Name	Configuration values (ex.)			Description
		Split Service		Combine Service	
		BMS.ServiceHost.config	BMS.VI.ServiceHost.exe.config	BMS.ServiceHost.config	
	identity\dns		address="http://<ServerAddress>211:16050/BMSOperations" behaviorConfiguration="ClientCredentialsBehavior" binding="wsFederationHttpBinding" bindingConfiguration="WSFederationHttpBinding_AuthenticatedService" name="BMS.BMSOperations" contract="BMS.ServiceContracts.IBedManagerOperations"	address="http://localhost:16050/BMSOperations" behaviorConfiguration="ClientCredentialsBehavior" binding="wsFederationHttpBinding" bindingConfiguration="WSFederationHttpBinding_AuthenticatedService" name="BMS.BMSOperations" contract="BMS.ServiceContracts.IBedManagerOperations"	BMS Operations
	endpoint		value="IWHM3Services"	value="IWHM3Services"	

Section	Configuration Key/Name	Configuration values (ex.)			Description
		Split Service		Combine Service	
		BMS.ServiceHost.config	BMS.VI.ServiceHost.exe.config	BMS.ServiceHost.config	
	identity\dns		address="http://<ServerAddress>211:16050/BMSOperations" behaviorConfiguration="WindowsClientCredentials" binding="wsFederationHttpBinding" bindingConfiguration="WinBinding" name="BMS.BMSOperations.Windows" contract="BMS.ServiceContracts.IBedManagerOperations"	address="http://localhost:16050/BMSOperations" behaviorConfiguration="WindowsClientCredentials" binding="wsFederationHttpBinding" bindingConfiguration="WinBinding" name="BMS.BMSOperations.Windows" contract="BMS.ServiceContracts.IBedManagerOperations"	BMS Operations: Windows
	endpoint		value="IWHM3Services"	value="IWHM3Services"	

Section	Configuration Key/Name	Configuration values (ex.)			Description
		Split Service		Combine Service	
		BMS.ServiceHost.config	BMS.VI.ServiceHost.exe.config	BMS.ServiceHost.config	
	identity\dns		address="http://<ServerAddress>210:16050/BMSConfigurationOperations"  behaviorConfiguration="ClientCredentialsBehavior"  binding="wsFederationHttpBinding"  bindingConfiguration="WSFederationHttpBinding_AuthenticatedService" name="BMS.BMSConfigurationOperations"  contract="BMS.ServiceContracts.IConfigurationOperations"	address="http://localhost:16050/BMSConfigurationOperations"  behaviorConfiguration="ClientCredentialsBehavior"  binding="wsFederationHttpBinding"  bindingConfiguration="WSFederationHttpBinding_AuthenticatedService" name="BMS.BMSConfigurationOperations"  contract="BMS.ServiceContracts.IConfigurationOperations"	BMS Configuration
	endpoint		value="IWHM3Services"	value="IWHM3Services"	

Section	Configuration Key/Name	Configuration values (ex.)			Description
		Split Service		Combine Service	
		BMS.ServiceHost.config	BMS.VI.ServiceHost.exe.config	BMS.ServiceHost.config	
	identity\dns		address="http://<ServerAddress>210:16050/BMSConfigurationOperations"  behaviorConfiguration="WindowsClientCredentials"  binding="wsFederationHttpBinding"  bindingConfiguration="WinBinding" name="BMS.BMSConfigurationOperations.Windows"  contract="BMS.ServiceContracts.IConfigurationOperations"	address="http://localhost:16050/BMSConfigurationOperations"  behaviorConfiguration="WindowsClientCredentials"  binding="wsFederationHttpBinding"  bindingConfiguration="WinBinding" name="BMS.BMSConfigurationOperations.Windows"  contract="BMS.ServiceContracts.IConfigurationOperations"	BMS Configuration: Windows
	endpoint		value="IWHM3Services"	value="IWHM3Services"	

Section	Configuration Key/Name	Configuration values (ex.)			Description
		Split Service		Combine Service	
		BMS.ServiceHost.config	BMS.VI.ServiceHost.exe.config	BMS.ServiceHost.config	
	identity\dns		address="http://<ServerAddress>211:16050/BedUnavailableWF" behaviorConfiguration="ClientCredentialsBehavior" binding="wsFederationHttpBinding" bindingConfiguration="WSFederationHttpBinding_AuthenticatedService" name="BMSWF.IBedUnavailableFlow" contract="BMS.Workflows.WF.IBedUnavailableFlow"	address="http://localhost:16050/BedUnavailableWF" behaviorConfiguration="ClientCredentialsBehavior" binding="wsFederationHttpBinding" bindingConfiguration="WSFederationHttpBinding_AuthenticatedService" name="BMSWF.IBedUnavailableFlow" contract="BMS.Workflows.WF.IBedUnavailableFlow"	Bed Unavailable Workflow
	endpoint		value="IWHM3Services"	value="IWHM3Services"	



Section	Configuration Key/Name	Configuration values (ex.)			Description
		Split Service		Combine Service	
		BMS.ServiceHost.config	BMS.VI.ServiceHost.exe.config	BMS.ServiceHost.config	
	identity\dns		address="http://<ServerAddress>211:16050/BedUnavailableWF" behaviorConfiguration="WindowsClientCredentials" binding="wsFederationHttpBinding" bindingConfiguration="WinBinding" name="BMSWF.IBedUnavailableFlow.Windows" contract="BMS.Workflows.WF.IBedUnavailableFlow"	address="http://localhost:16050/BedUnavailableWF" behaviorConfiguration="WindowsClientCredentials" binding="wsFederationHttpBinding" bindingConfiguration="WinBinding" name="BMSWF.IBedUnavailableFlow.Windows" contract="BMS.Workflows.WF.IBedUnavailableFlow"	Bed Unavailable Workflow: Windows
	endpoint		value="IWHM3Services"	value="IWHM3Services"	

Section	Configuration Key/Name	Configuration values (ex.)			Description
		Split Service		Combine Service	
		BMS.ServiceHost.config	BMS.VI.ServiceHost.exe.config	BMS.ServiceHost.config	
	identity\dns		address="http://<ServerAddress>211:16050/WaitingListWF" behaviorConfiguration="ClientCredentialsBehavior" binding="wsFederationHttpBinding" bindingConfiguration="WSFederationHttpBinding_AuthenticatedService" name="BMSWF.IWaitingListFlow" contract="BMS.Workflows.WF.IWaitingListFlow"	address="http://localhost:16050/WaitingListWF" behaviorConfiguration="ClientCredentialsBehavior" binding="wsFederationHttpBinding" bindingConfiguration="WSFederationHttpBinding_AuthenticatedService" name="BMSWF.IWaitingListFlow" contract="BMS.Workflows.WF.IWaitingListFlow"	Waiting List Workflow
	endpoint		value="IWHM3Services"	value="IWHM3Services"	

Section	Configuration Key/Name	Configuration values (ex.)			Description
		Split Service		Combine Service	
		BMS.ServiceHost.config	BMS.VI.ServiceHost.exe.config	BMS.ServiceHost.config	
	identity\dns		address="http://<ServerAddress>211:16050/WaitingListWF" behaviorConfiguration="WindowsClientCredentials" binding="wsFederationHttpBinding" bindingConfiguration="WinBinding" name="BMSWF.IWaitingListFlow.Windows" contract="BMS.Workflows.WF.IWaitingListFlow"	address="http://localhost:16050/WaitingListWF" behaviorConfiguration="ClientCredentialsBehavior" binding="wsFederationHttpBinding" bindingConfiguration="WSFederationHttpBinding_AuthenticatedService" name="BMSWF.IWaitingListFlow" contract="BMS.Workflows.WF.IWaitingListFlow"	Waiting List Workflow
	endpoint		value="IWHM3Services"	value="IWHM3Services"	

Section	Configuration Key/Name	Configuration values (ex.)			Description
		Split Service		Combine Service	
		BMS.ServiceHost.config	BMS.VI.ServiceHost.exe.config	BMS.ServiceHost.config	
	identity\dns		address="http://<ServerAddress>211:16050/VistaQuery" behaviorConfiguration="ClientCredentialsBehavior" binding="wsFederationHttpBinding" bindingConfiguration="WSFederationHttpBinding_AuthenticatedService" contract="BMS.ServiceContracts.IVistaWorkerQuery" name="BMS.VistaQuery"	address="http://localhost:16050/WaitingListWF" behaviorConfiguration="WindowsClientCredentials" binding="wsFederationHttpBinding" bindingConfiguration="WinBinding" name="BMSWF.IWaitingListFlow.Windows" contract="BMS.Workflows.WF.IWaitingListFlow"	Waiting List Workflow: Windows
	endpoint		value="IWHM3Services"	value="IWHM3Services"	

Section	Configuration Key/Name	Configuration values (ex.)			Description
		Split Service		Combine Service	
		BMS.ServiceHost.config	BMS.VI.ServiceHost.exe.config	BMS.ServiceHost.config	
	identity\dns		address="http://<ServerAddress>211:16050/VistaQuery" behaviorConfiguration="WindowsClientCredentials" binding="wsFederationHttpBinding" bindingConfiguration="WinBinding" contract="BMS.ServiceContracts.IVistaWorkerQuery" name="BMS.VistaQuery.Windows"	address="http://localhost:16050/VistaQuery" behaviorConfiguration="WindowsClientCredentials" binding="wsFederationHttpBinding" bindingConfiguration="WinBinding" contract="BMS.ServiceContracts.IVistaWorkerQuery" name="BMS.VistaQuery.Windows"	BMS Vista Query - Configuration Windows
	endpoint		value="IWHM3Services"	value="IWHM3Services"	

Section	Configuration Key/Name	Configuration values (ex.)		Description	
		Split Service		Combine Service	
		BMS.ServiceHost.config	BMS.VI.ServiceHost.exe.config	BMS.ServiceHost.config	
	identity\dns		address="http://vaww.bms.va.gov:80/CacheService.svc" behaviorConfiguration="WindowsClientCredentials" binding="wsFederationHttpBinding" bindingConfiguration="WinBinding" name="BMS.Cache.Windows" contract="BMS.ServiceContracts.ICacheService"	address="http://vausbmsweb75.aac.dva.va.gov:80/CacheService.svc" behaviorConfiguration="WindowsClientCredentials" binding="wsFederationHttpBinding" bindingConfiguration="WinBinding" name="BMS.Cache.Windows" contract="BMS.ServiceContracts.ICacheService"	BMS Web Cache - Client: Windows
	endpoint		value="IWHM3Services"	value="IWHM3Services"	

Section	Configuration Key/Name	Configuration values (ex.)		Description	
		Split Service		Combine Service	
		BMS.ServiceHost.config	BMS.VI.ServiceHost.exe.config	BMS.ServiceHost.config	
	identity\dns		address="https://vaww.bms.va.gov:443/CacheService.svc" behaviorConfiguration="WindowsClientCredentials" binding="wsFederationHttpBinding" bindingConfiguration="WinBindingHttps" name="BMS.Cache.Windows.Https" contract="BMS.ServiceContracts.ICacheService"	address="https://vaausbmsweb75.aac.dva.va.gov:443/CacheService.svc" behaviorConfiguration="WindowsClientCredentials" binding="wsFederationHttpBinding" bindingConfiguration="WinBindingHttps" name="BMS.Cache.Windows.Https" contract="BMS.ServiceContracts.ICacheService"	BMS Web Cache - Client: Windows
	endpoint		value="IWHM3Services"	value="IWHM3Services"	

Section	Configuration Key/Name	Configuration values (ex.)		Description	
		Split Service		Combine Service	
		BMS.ServiceHost.config	BMS.VI.ServiceHost.exe.config	BMS.ServiceHost.config	
	identity\dns		address="http://<ServerAddress>211:16050/BMSCache" behaviorConfiguration="ClientCredentialsBehavior" binding="wsFederationHttpBinding" bindingConfiguration="WSFederationHttpBinding_AuthenticatedService" name="BMS.BMSCache" contract="BMS.ServiceContracts.IBedManagerCache"	address="http://localhost:16050/BMSCache" behaviorConfiguration="ClientCredentialsBehavior" binding="wsFederationHttpBinding" bindingConfiguration="WSFederationHttpBinding_AuthenticatedService" name="BMS.BMSCache" contract="BMS.ServiceContracts.IBedManagerCache"	BMS Cache
	endpoint		value="IWHM3Services"	value="IWHM3Services"	



Section	Configuration Key/Name	Configuration values (ex.)			Description
		Split Service		Combine Service	
		BMS.ServiceHost.config	BMS.VI.ServiceHost.exe.config	BMS.ServiceHost.config	
	identity\dns		address="http://<ServerAddress>211:16050/BMSCache" behaviorConfiguration="WindowsClientCredentials" binding="wsFederationHttpBinding" bindingConfiguration="WinBinding" contract="BMS.ServiceContracts.IBedManagerCache" name="BMS.BMSCache.Windows"	address="http://localhost:16050/BMSCache" behaviorConfiguration="WindowsClientCredentials" binding="wsFederationHttpBinding" bindingConfiguration="WinBinding" contract="BMS.ServiceContracts.IBedManagerCache" name="BMS.BMSCache.Windows"	
	behaviors		value="IWHM3Services"	value="IWHM3Services"	
	serviceBehaviors				
	behavior	name="ServiceBehavior"			
	serviceMetadata	httpGetEnabled="true"			
	serviceDebug	includeExceptionDetailInFaults="true"			
	dataContractSerializer	type="InfoWorld.Security.Saml20.Saml20ServiceCredentials, Saml20"			
	serviceCredentials	type="InfoWorld.Security.Saml20.Saml20ServiceCredentials, Saml20"			

Section	Configuration Key/Name	Configuration values (ex.)			Description
		Split Service		Combine Service	
		BMS.ServiceHost.config	BMS.VI.ServiceHost.exe.config	BMS.ServiceHost.config	
	serviceCertificate	findValue="IWHM3Services" storeLocation="LocalMachine" storeName="My" x509FindType="FindBySubjectName"			
	issuedTokenAuthentication \knownCertificates\add	findValue="IWHM3STS" storeLocation="LocalMachine" storeName="My" x509FindType="FindBySubjectName"			
	behavior name="WorkflowService"				
	serviceMetadata httpGetEnabled="true"				
	serviceThrottling				
	serviceDebug		maxConcurrentCalls="1500" maxConcurrentSessions="1500"	maxConcurrentCalls="1000" " maxConcurrentSessions="1000"	
	serviceCredentials		includeExceptionDetailInFaults="true"	includeExceptionDetailInFaults="true"	
	serviceCertificate		type="InfoWorld.Security.Saml20.Saml20ServiceCredentials, Saml20"	type="InfoWorld.Security.Saml20.Saml20ServiceCredentials, Saml20"	
	issuedTokenAuthentication \knownCertificates\add		findValue="IWHM3Services" storeLocation="LocalMachine" storeName="My" x509FindType="FindBySubjectName"	findValue="IWHM3Services" " storeLocation="LocalMachine" storeName="My" x509FindType="FindBySubjectName"	

Section	Configuration Key/Name	Configuration values (ex.)		Description
		Split Service		Combine Service
		BMS.ServiceHost.config	BMS.VI.ServiceHost.exe.config	BMS.ServiceHost.config
	sqlWorkflowInstanceStore		findValue="IWHM3STS" storeLocation="LocalMachine" storeName="My" x509FindType="FindBySubjectName"	findValue="IWHM3STS" storeLocation="LocalMachine" storeName="My" x509FindType="FindBySubjectName"
	workflowIdle		connectionString="Data Source=<DatabaseAddress>;Network Library=DBMSSOCN;Initial Catalog=BMS_InstanceStore;Integrated Security=True;Asynchronous Processing=True;Pooling=true;Min Pool Size=0;Max Pool Size=250;" instanceEncodingOption="None" instanceCompletionAction="DeleteAll" instanceLockedExceptionAction="BasicRetry" hostLockRenewalPeriod="00:00:30" runnableInstancesDetectionPeriod="00:00:02"	connectionString="Data Source=<DatabaseAddress>;Initial Catalog=BMS_InstanceStore;Integrated Security=True;Asynchronous Processing=True;Pooling=true;Min Pool Size=0;Max Pool Size=100;" instanceEncodingOption="None" instanceCompletionAction="DeleteAll" instanceLockedExceptionAction="BasicRetry" hostLockRenewalPeriod="00:00:30" runnableInstancesDetectionPeriod="00:00:02"
	sqlWorkflowInstanceStore Promotion		timeToUnload="00:00:00" timeToPersist="00:00:00"	timeToUnload="0"

Section	Configuration Key/Name	Configuration values (ex.)			Description
		Split Service		Combine Service	
		BMS.ServiceHost.config	BMS.VI.ServiceHost.exe.config	BMS.ServiceHost.config	
	promotionSets		connectionString="Data Source=<DatabaseAddress>;Network Library=DBMSSOCN;Initial Catalog=BMS_InstanceStore;Integrated Security=True;Pooling=true;Min Pool Size=0;Max Pool Size=250;"	connectionString="Data Source=<DatabaseAddress>;Initial Catalog=BMS_InstanceStore;Integrated Security=True;Pooling=true;Min Pool Size=0;Max Pool Size=100;"	
	promotionSet name="AdmissionData"				
	promotionSet name="TransferData"		<promotedValue propertyName="AdmissionId"/> <promotedValue propertyName="PatientName"/> <promotedValue propertyName="LocationName"/>	<promotedValue propertyName="AdmissionId"/> <promotedValue propertyName="PatientName"/> <promotedValue propertyName="LocationName"/>	
	behavior name="BasicBindingBehavior"		promotedValue propertyName="PatientSSN"	promotedValue propertyName="PatientSSN"	

Section	Configuration Key/Name	Configuration values (ex.)			Description
		Split Service		Combine Service	
		BMS.ServiceHost.config	BMS.VI.ServiceHost.exe.config	BMS.ServiceHost.config	
	endpointBehaviors		<pre>&lt;dataContractSerializer maxItemsInObjectGraph="2147483 647"/&gt; &lt;serviceDebug includeExceptionDetailInFaults="tru e"/&gt; &lt;serviceMetadata HttpGetEnabled="true"/&gt;</pre>	<pre>&lt;dataContractSerializer maxItemsInObjectGraph=" 2147483647"/&gt; &lt;serviceDebug includeExceptionDetailInFa ults="true"/&gt; &lt;serviceMetadata HttpGetEnabled="true"/&gt;</pre>	
	behavior				
	dataContractSerializer		name="ClientCredentialsBehavior"	name="ClientCredentialsBehavior"	
	durableIssuedTokenClient Credentials\ServiceCertificate		maxItemsInObjectGraph="2147483647"	maxItemsInObjectGraph="2147483647"	
	authentication		x509FindType="FindBySubjectName" findValue="IWHM3Services" storeName="My" storeLocation="LocalMachine"	x509FindType="FindBySubjectName" findValue="IWHM3Services" storeName="My" storeLocation="LocalMachine"	
	scopedCertificates\add		revocationMode="NoCheck"	revocationMode="NoCheck"	

Section	Configuration Key/Name	Configuration values (ex.)		Description
		Split Service		Combine Service
		BMS.ServiceHost.config	BMS.VI.ServiceHost.exe.config	BMS.ServiceHost.config
	durableIssuedToken		targetUri="http://<ServerAddress>210:16050/STS/" x509FindType="FindBySubjectName" findValue="IWHM3STS" storeName="My" storeLocation="LocalMachine"	targetUri="http://localhost:16050/STS/" x509FindType="FindBySubjectName" findValue="IWHM3STS" storeName="My" storeLocation="LocalMachine"
	behavior		connectionString="Data Source=<DatabaseAddress>;Network Library=DBMSSOCN;Initial Catalog=BMS;Integrated Security=True;Pooling=true;Min Pool Size=0;Max Pool Size=250;" identifier="SessionID"  isolationLevel="ReadCommitted"	connectionString="Data Source=<DatabaseAddress>;Initial Catalog=BMS;Integrated Security=True;Pooling=true;Min Pool Size=0;Max Pool Size=100;" identifier="SessionID"  isolationLevel="ReadCommitted"
	dataContractSerializer		name="WindowsClientCredentials"	name="WindowsClientCredentials"
	clientCredentials		maxItemsInObjectGraph="2147483647"	maxItemsInObjectGraph="2147483647"
	windows		type="InfoWorld.Security.Authentication.CacheClientCredentials, SecurityTokenCache"	type="InfoWorld.Security.Authentication.CacheClientCredentials, SecurityTokenCache"
	serviceCertificate		allowNtlm="true"	allowNtlm="true"
	defaultCertificate			

Section	Configuration Key/Name	Configuration values (ex.)			Description
		Split Service		Combine Service	
		BMS.ServiceHost.config	BMS.VI.ServiceHost.exe.config	BMS.ServiceHost.config	
	authentication		x509FindType="FindBySubjectName" findValue="IWHM3Services" storeName="My" storeLocation="LocalMachine"	x509FindType="FindBySubjectName" findValue="IWHM3Services" storeName="My" storeLocation="LocalMachine"	
	scopedCertificates\add		revocationMode="NoCheck"	revocationMode="NoCheck"	
	behavior		targetUri="http://<ServerAddress>210:16050/STS/Windows" x509FindType="FindBySubjectName" findValue="IWHM3STS" storeName="My" storeLocation="LocalMachine"	targetUri="http://localhost:16050/STS/Windows" x509FindType="FindBySubjectName" findValue="IWHM3STS" storeName="My" storeLocation="LocalMachine"	
	dataContractSerializer		name="DataContractSerializer"	name="DataContractSerializer"	
	extensions\behaviorExtensions		maxItemsInObjectGraph="2147483647"	maxItemsInObjectGraph="2147483647"	
	add				

Section	Configuration Key/Name	Configuration values (ex.)			Description
		Split Service		Combine Service	
		BMS.ServiceHost.config	BMS.VI.ServiceHost.exe.config	BMS.ServiceHost.config	
	add		name="sqlWorkflowInstanceStorePromotion" type="BMS.Workflows.PropertyPromotionActivity.Configuration.SqlWorkflowInstanceStorePromotionElement, BMS.Workflows.PropertyPromotionActivity"	name="sqlWorkflowInstanceStorePromotion" type="BMS.Workflows.PropertyPromotionActivity.Configuration.SqlWorkflowInstanceStorePromotionElement, BMS.Workflows.PropertyPromotionActivity"	
	add		name="errorHandler" type="BMS.Workflows.CustomActivities.Utils.WFErrorHandlerElement, BMS.Workflows.CustomActivities"	name="errorHandler" type="BMS.Workflows.CustomActivities.Utils.WFErrorHandlerElement, BMS.Workflows.CustomActivities"	
	log4net		name="durableIssuedTokenClientCredentials" type="BMS.Security.Configuration.DurableIssuedTokenClientCredentialsConfigHandler, BMS.Security"	name="durableIssuedTokenClientCredentials" type="BMS.Security.Configuration.DurableIssuedTokenClientCredentialsConfigHandler, BMS.Security"	
	root	value="OFF"			set the level value to ALL or DEBUG in order to trace method entry and exit times
	level value	"SQLAppender"			



Section	Configuration Key/Name	Configuration values (ex.)			Description
		Split Service		Combine Service	
		BMS.ServiceHost.config	BMS.VI.ServiceHost.exe.config	BMS.ServiceHost.config	
	appender-ref ref	name="FileAppender" type="log4net.Appender.FileAppender"			
	appender	name="FileAppender" type="log4net.Appender.FileAppender"			
	file	value="log-file.txt"			
	appendToFile	value="true"			
	layout	type="log4net.Layout.PatternLayout"			
	conversionPattern	value="%date [%6thread] -&gt; %message% &lt;-%newline"			
	appender	name="SQLAppender" type="log4netAsync.AsyncAdoNetAppender,log4netAsync"			
	bufferSize	value="1000"			
	connectionType	value="System.Data.SqlClient.SqlConnection, System.Data, Version=1.0.3300.0, Culture=neutral, PublicKeyToken=b77a5c561934e089"			
	connectionString	value="data source=<DatabaseAddress>;Network Library=DBMSSOCN;initial catalog=BMS_LOG;integrated security=SSPI;persist security info=False;Pooling=true;Min Pool Size=0;Max Pool Size=250;"			
	commandText	value="INSERT INTO Log ([Date],[Thread],[Level],[Logger],[Message],[Exception]) VALUES (@log_date, @thread, @log_level, @logger, @message, @exception)"	value="data source=<DatabaseAddress>;Network Library=DBMSSOCN;initial catalog=BMS_LOG;integrated security=SSPI;persist security info=False;Pooling=true;Min Pool Size=0;Max Pool Size=250;"	value="data source=<DatabaseAddress>;initial catalog=LOG;integrated security=SSPI;persist security info=False;Pooling=true;Min Pool Size=0;Max Pool Size=100;"	

Section	Configuration Key/Name	Configuration values (ex.)			Description
		Split Service		Combine Service	
		BMS.ServiceHost.config	BMS.VI.ServiceHost.exe.config	BMS.ServiceHost.config	
	parameter				
	parameterName	value="@log_date"			
	dbType	value="DateTime"			
	layout	type="log4net.Layout.RawTimeStampLayout"			
	parameter				
	parameterName	value="@thread"			
	dbType	value="String"			
	size	value="255"			
	layout	type="log4net.Layout.PatternLayout"			
	conversionPattern	value="%thread"			
	parameter				
	parameterName	value="@log_level"			
	dbType	value="String"			
	size	value="50"			
	layout	type="log4net.Layout.PatternLayout"			
	conversionPattern	value="%level"			
	parameter				

Section	Configuration Key/Name	Configuration values (ex.)			Description
		Split Service		Combine Service	
		BMS.ServiceHost.config	BMS.VI.ServiceHost.exe.config	BMS.ServiceHost.config	
	parameterName	value="@logger"			
	dbType	value="String"			
	size	value="255"			
	layout	type="log4net.Layout.PatternLayout"			
	conversionPattern	value="%logger"			
	parameter				
	parameterName	value="@message"			
	dbType	value="String"			
	size	value="4000"			
	layout	type="log4net.Layout.PatternLayout"			
	conversionPattern	value="%message"			
	parameter				
	parameterName	value="@exception"			
	dbType	value="String"			
	size	value="2000"			
	layout	type="log4net.Layout.ExceptionLayout"			
	filter	type="log4net.Filter.StringMatchFilter"			

Section	Configuration Key/Name	Configuration values (ex.)			Description
		Split Service		Combine Service	
		BMS.ServiceHost.config	BMS.VI.ServiceHost.exe.config	BMS.ServiceHost.config	
	stringToMatch	value="00:00:00.00"			do not log messages with durations under 00:00:00.00 *
	acceptOnMatch	value="false"			
	filter	type="log4net.Filter.StringMatchFilter"			
	stringToMatch	value="Entry"			do not log entry messages as they are not relevant duration-wise
	acceptOnMatch	value="false"			
	startup				
	supportedRuntime	version="v4.6" sku=".NETFramework,Version=v4.6.1"			
	runtime\gcServer	enabled="true"			

**Table 5-EIS Service Configuration Parameters**

File	Section	Configuration Key	Configuration Values (ex.)	Description
EISService	configuration/ connectionStrings/ add	ConnectionString	Workstation id= vadbserver\sql2008r2;packet size=4096;data source= vadbserver\sql2008r2;persist security info=False;Initial Catalog=BMS_EIS;Integrated Security=SSPI;	Connection string for the connection to the BMS_EIS database.
Implementation. dll.config	configuration/  appSettings/ key	DatasetPath	DBRepository	Data Adapters (XML mapping files) path.
		OverwriteCreateEntityId	true/false	If set to true, the service generates a new unique identifier on each resource create call, otherwise, it uses the identifier received as parameter.  If set to true, the service notifies linked
		NotificationIndicator	true/false	EIS services of changes produced on entities.
		UseSecurityContext	0/1	ePractice security context
		DnsIdentity	IWHM3Services	Certificate which specifies the service's dns identity.
		ReceiveIndicator	true/false	If set to true, the service accepts notification messages from linked EIS services.
AutomaticLinkIndicator	true/false	If set to true, entities are automatically linked (associated as equivalent) across linked EIS services.		

		XEISIndicator	true/false	Specifies whether the cross EIS worker should be started.
		XEISDomain	domain name	Domain of the cross EIS implementation.

File	Section	Configuration key	Configuration values (ex.)	Description
		SubscriptionTopic	entity	Specifies the topic of the synchronization subscription, meaning what should be
		AuditProtocol	none/udp	Transfer protocol to communicate with the audit service or none if not used.
		AuditServer	auditserver	Server where the audit service resides.
		AuditPort	10000	Port of the audit service on the specified server.
		AuditSynchronIndicator	true/false	Specifies if the Audit Service should be called synchronous or asynchronous.
	configuration/ system.serviceModel/behaviors/endpointBehaviors/behavior/clientCredentials/serviceCertificate/scopedCertificates/add	targetUri	http://vaserver:17050/STS/Windows	URI of STS certificate.
	configuration/ system.serviceModel/bindings/wsFederationHttpBinding/binding/message/issuerMetadata	address	http://vaserver:17050/STS/mex	STS metadata exchange URL used by ServiceBinding.
	configuration/ system.serviceModel/bindings/wsFederationHttpBinding/binding/security/message/issuer	address	http://vaserver:17050/STS/Windows	STS URL used by WinBinding.

File	Section	Configuration key	Configuration values (ex.)	Description
	configuration/ system.serviceModel/services/service/host/baseAddress/add	baseAddress	http://vaserver:17050/ QueryFunctions	EIS Query Functions service endpoint address.
	configuration/ system.serviceModel/services/service/host/baseAddress/add	baseAddress	http://vaserver:17050/ Administration	EIS Administration service endpoint address.
	configuration/ system.serviceModel	baseAddress	http://vaserver:17050/	EIS EntityManagement service endpoint address.

File	Section	Configuration key	Configuration values (ex.)	Description
	el/services/service/host/baseAddress/add			
	configuration/ system.serviceModel/services/service/host/baseAddress/add	baseAddress	http://vaserver:17050/ ServiceMetadataManagement	EIS ServiceMetadataManagement service endpoint address.
	configuration/ system.serviceModel/services/service/host/baseAddress/add	baseAddress	http://vaserver:17050/ BulkEntityManagement	EIS Bulk BulkEntityManagement service endpoint address.



File	Section	Configuration key	Configuration values (ex.)	Description
	configuration/ system.serviceMod el/services/service/h ost/baseAddress/ add	baseAddress	http://vaserver:17050/ Subscribe	EIS Subscribe service endpoint address.
	configuration/ system.serviceMod el/services/service/h ost/baseAddress/ add	baseAddress	http://vaserver:17050/ LinkAlgorithmAdministration	EIS LinkAlgorithmAdministration service endpoint address.
	configuration/ system.serviceMod el/services/service/h ost/baseAddress/ add	baseAddress	http://vaserver:17050/EIS/ SubscriptionAdministration	EIS SubscriptionAdministration service endpoint address.
	configuration/ system.serviceMod el/services/service/h ost/baseAddress/ add	baseAddress	http://vaserver:17050/Receive	EIS Receive service endpoint address.
	configuration/ system.serviceMod el/services/service/h ost/baseAddress/ add	baseAddress	http://vaserver:17050/EIS/ MessageAdministration	EIS MessageAdministration service endpoint address.
	configuration/ system.serviceMod el/services/service/h ost/baseAddress/ add	baseAddress	http://vaserver:17050/EIS/ AuthorizationSubscriber	EIS AuthorizationSubscriber service endpoint address.

File	Section	Configuration key	Configuration values (ex.)	Description
	add			

Connections.xml	MyConnections/ connectionString	connectionString	workstation id= vadbserver\sql2008r2;packet size=4096;data source= vadbserver\sql2008r2;persist security info=False;Initial Catalog=BMS_EIS;Integrated Security=SSPI;	Connection string for the connection to the BMS_EIS database.
-----------------	------------------------------------	------------------	---	--

**Table 6-EVS Service Configuration Parameters**

File	Section	Configuration key	Configuration values (ex.)	Description	
MessageImpl.dll.	configuration/ appSettings/	DatasetPath	DBRepository	Data Adapters (XML mapping files) path.	
		ApplicationFolder	D:\CTS\CTSImport	String path to application folder.	
		SqlScriptsFolder	SqlScripts	SQL scripts folder name.	
		TextFilesFolder	TextFiles	Text files folder name.	
		PackageFilesFolder	PackageFiles	Package files folder name.	
		CodeMappingTempTable	dbo.TempMapping	The mapping temporary table name.	
		TemporaryFolder	Temp	Temporary folder name.	
		SubscriptionTopic	cts	Specifies the topic of the synchronization subscription, meaning what should be synced.	
		NotificationIndicator	true/false	Notification indicator.	
BulkInsertBatchSize	1000	Maximum number of processed records in one step.			
DnsIdentity	IWHM3Services	Certificate which specifies the service's dns identity.			
StartSecurityEndpoints	true/false	Specifies if the secure endpoints are to be started.			
http://localhost:17050/CTSImport	EVS	EVS import from excel key.			

File	Section	Configuration key	Configuration values (ex.)	Description
		http://localhost:17050/CTSExport	EVS	EVS export to excel key.
	configuration/ system.serviceModel/services/serviceHost/baseAddresses/	baseAddress	http://vaserver:17050/ CTSVocabularyRuntime	CTS VocabularyRuntime service endpoint address (HTTP Protocol).
		baseAddress	https://vaserver:17706/	CTS VocabularyRuntime service endpoint address (HTTPS Protocol).

File	Section	Configuration key	Configuration values (ex.)	Description
	add		CTSVocabularyRuntime	
	configuration/ system.serviceModel/services/serviceHost/baseAddresses/	baseAddress	http://vaserver:17050/ CTSMapping	CTS Mapping service endpoint address (HTTP Protocol).
	add	baseAddress	https://vaserver:17706/ CTSMapping	CTS Mapping service endpoint address (HTTPS Protocol).
	configuration/ system.serviceModel/services/serviceHost/baseAddresses/	baseAddress	http://vaserver:17050/ CTSVocabularyBrowse	CTS VocabularyBrowse service endpoint address (HTTP Protocol).
	add	baseAddress	https://vaserver:17706/ CTSVocabularyBrowse	CTS VocabularyBrowse service endpoint address (HTTPS Protocol).
	configuration/ system.serviceModel/services/serviceHost/baseAddresses/	baseAddress	http://vaserver:17050/ CTSMMessageRuntime	CTS MessageRuntime service endpoint address (HTTP Protocol).
	add	baseAddress	https://vaserver:17706/ CTSMMessageRuntime	CTS MessageRuntime service endpoint address (HTTPS Protocol).
	configuration/ system.serviceModel/services/serviceHost/baseAddresses/	baseAddress	http://vaserver:17050/ CTSMMessageBrowse	CTS MessageBrowse service endpoint address (HTTP Protocol).
	add	baseAddress	https://vaserver:17706/ CTSMMessageBrowse	CTS MessageBrowse service endpoint address (HTTPS Protocol).

File	Section	Configuration key	Configuration values (ex.)	Description
	configuration/ system.serviceModel/services/serviceHost/baseAddresses/add	baseAddress	http://vaserver:17050/ CTSMMessageEdit	CTS MessageEdit service endpoint address (HTTP Protocol).
	configuration/ system.serviceModel/services/serviceHost/baseAddresses/add	baseAddress	https://vaserver:17706/ CTSMMessageEdit	CTS MessageEdit service endpoint address (HTTPS Protocol).
	configuration/ system.serviceModel/services/serviceHost/baseAddresses/add	baseAddress	http://vaserver:17050/ CTSVocabularyEdit	CTS VocabularyEdit service endpoint address (HTTP Protocol).
	configuration/ system.serviceModel/services/serviceHost/baseAddresses/add	baseAddress	https://vaserver:17706/ CTSVocabularyEdit	CTS VocabularyEdit service endpoint address (HTTPS Protocol).
	configuration/ system.serviceModel/services/serviceHost/baseAddresses/add	baseAddress	http://vaserver:17050/ CTSMMappingEdit	CTS MappingEdit service endpoint address (HTTP Protocol).
	configuration/ system.serviceModel/services/serviceHost/baseAddresses/add	baseAddress	https://vaserver:17706/ CTSMMappingEdit	CTS MappingEdit service endpoint address (HTTPS Protocol).
	configuration/ system.serviceModel/services/serviceHost/baseAddresses/add	baseAddress	http://vaserver:17050/Xaml	XAML service endpoint address.

File	Section	Configuration key	Configuration values (ex.)	Description
	ost/baseAddresses/add			
	configuration/ system.serviceModel/services/serviceHost/baseAddresses/add	baseAddress	http://vaserver:17050/ EVSWrapper	EVS Wrapper service endpoint address.

File	Section	Configuration key	Configuration values (ex.)	Description
	configuration/ system.serviceModel/services/serviceHost/baseAddresses/add	baseAddress	http://vaserver:17050/CTSImport	CTS Import service endpoint address.
	configuration/ system.serviceModel/services/serviceHost/baseAddresses/add	baseAddress	http://vaserver:17050/CTSExport	CTS Export service endpoint address.
	configuration/ system.serviceModel/services/serviceHost/baseAddresses/add	baseAddress	http://vaserver:17050/CTSEditBulk	CTS EditBulk service endpoint address.
	configuration/ system.serviceModel/services/serviceHost/baseAddresses/add	baseAddress	http://vaserver:17050/CTS/SubscriptionAdministration	CTS Subscription Administration service endpoint address.
	configuration/ system.serviceModel/services/serviceHost/baseAddresses/add	baseAddress	http://vaserver:17050/CTS/MessageAdministration	CTS Message Administration service endpoint address.
	configuration/system.serviceModel/bindings/wsFederationHttpBinding/binding/security/message/issuerMetadata	address	http://vaserver:17050/STS/mex	STS metadata exchange URL used by ServiceBinding.

File	Section	Configuration key	Configuration values (ex.)	Description
	configuration/system.serviceModel/bindings/wsFederationHttpBinding/binding/security/message/issuer	address	http://vaserver.17050/STS/Windows	STS URL used by WinBinding.
EVSWrapper.dll.config	configuration/system.serviceModel/services/service/host/baseAddresses/add	baseAddress	http://vaserver.17050/EVSWrapper	EVS Wrapper service endpoint address.

**Table 7-PAP Service Configuration Parameters**

File	Section	Configuration key	Configuration values (ex.)	Description
PolicyAdministration Point.dll.config	key	DefaultResourceRoot	VA	Default root for identifiers.
		DatasetPath	DBRepository	Data Adapters (XML mapping files) path.
		su	Hmcomplus	Specifies the super user of the application.
		SubscriptionTopic	Authorizaton	Specifies the topic of the synchronization subscription, meaning what should be synced.
		DnsIdentity	IWHM3Services	Certificate which specifies the service's dns identity.
		AuditProtocol	none/udp	Transfer protocol to communicate with the audit service or none if not used.
		AuditServer	auditserver	Server where the audit service resides.
	AuditPort	10000	Port of the audit service on the specified server.	
configuration/ connectionStrings/ add	connectionString	workstation id= vadbserver\sql2008r2;packet size=4096;data source= vadbserver\sql2008r2;persist security info=False;Initial Catalog=BMS_AUTHZ;Integrated Security=SSPI;	Connection string for the connection to the BMS_AUTHZ database.	

File	Section	Configuration key	Configuration values (ex.)	Description
	configuration/system.serviceModel/bindings/wsFederationHttpBinding	address	http://vaserver:17050/STS/Windows	STS URL used by UpnBinding.
	configuration/system.serviceModel/bindings/wsFederationHttpBinding/binding/security/message/issuer			
	configuration/system.serviceModel/bindings/wsFederationHttpBinding/binding/security/message/issuer	address	http://vaserver:17050/STS/Windows	STS URL used by WinBinding.
	configuration/system.serviceModel/services/service/host/baseAddresses/add	baseAddress	http://vaserver:17050/PAP	PAP service endpoint address.
	configuration/system.serviceModel/services/service/host/baseAddresses/add	baseAddress	http://vaserver:17050/AuthorizationPublisher	AuthorizationPublisher service endpoint address.
	configuration/system.serviceModel/services/service/host/baseAddresses/add	baseAddress	http://vaserver:17050/PAP/MessageAdministration	MessageAdministration service endpoint address.
	configuration/system.serviceModel/services/service/host/baseAddresses/add	baseAddress	http://vaserver:17050/PAP/SubscriptionAdministration	SubscriptionAdministration service endpoint address.
	configuration/system.serviceModel/client/endpoint	address	http://vaserver:17050/PDP/Request	PDP request client endpoint address.



File	Section	Configuration key	Configuration values (ex.)	Description
	configuration/system.serviceModel/behaviors/endpointBehaviors/behavior/clientCredentials/serviceCertificate/scopedCertificates/add	targetUri	http://vaserver:17050/STS/Windows	URI of STS certificate.
Connections.xml	MyConnections/MyConnection/	connectionString	workstation id=	Connection string for the connection to the BMS_AUTHZ database.
	ConnectionString		size=4096;data source=vadbserver\sql2008r2;persist security info=False;Initial Catalog=BMS_AUTHZ;Integrated Security=SSPI;	

**Table 8-PDP Service Configuration Parameters**

File	Section	Configuration key	Configuration values (ex.)	Description
PolicyDecision Point.dll.config	configuration/ appSettings/ key	DefaultResourceRoot	VA	Default root for identifiers.
		ConnectionString	Data source=vadbserver\sql2008; InitialCatalog=BMS_AUTHZ;Persi st Security Info=False;Integrated	Connection string for the connection to the BMS_AUTHZ database.
	system.serviceMod el/bindings/ wsFederationHttpBi nding/binding/securi ty/message/issuerM etadata	address	http://vaserver:17050/STS/mex	STS metadata exchange URL used by ServiceBinding.
	configuration/ system.serviceMod el/services/service/h ost/baseAddresses/ add	baseAddress	http://vaserver:17050/PDP	PDP service endpoint address.
	configuration/ system.serviceMod el/services/service/h ost/baseAddresses/ add	baseAddress	http://vaserver:17050/PDP/ Request	PDP Request service endpoint address.

**Table 9-RS Service Configuration Parameters**

File	Section	Configuration key	Configuration values (ex.)	Description
RS.Service Implementation.	configuration/appSettings/	DefaultResourceRoot	VA	Default root for identifiers.
		ReportingServicesURL	http://vaserver:90/Report	Reporting services URL address.
dll.config	key		Server/ReportService2005.	
		RootFolderName	Reporting Service	Reports root folder in the reporting services.
		AuditProtocol	none/udp	Transfer protocol to communicate with the audit service or none if not used.
		AuditServer	auditserver	Server where the audit service resides.
		AuditPort	10000	Port of the audit service on the specified server.
	configuration/system.serviceModel/client/endpoint	address	http://vaserver:17050/PDP/Request	PDP request client endpoint address.
	configuration/system.serviceModel/bindings/wsFederationHttpBinding/binding/security/message/issuerM	address	http://vaserver:17050/STS/mex	STS metadata exchange URL used by ServiceBinding.
	configuration/system.serviceModel/bindings/wsFederationHttpBinding/binding/security/message/	address	http://vaserver:17050/STS/Windows	URL of CustomBinding_IAuthenticationService.

File	Section	Configuration key	Configuration values (ex.)	Description
	configuration/ system.serviceModel/services/service/host/baseAddress	baseAddress	http://vaserver:17050/RS	RS service endpoint address.
	configuration/ system.serviceModel/behaviors/ endpointBehaviors/ behavior/ clientCredentials/ serviceCertificate/	targetUri	http://vaserver:17050/STS/ Windows	URI of STS certificate.

**Table 10-STS Service Configuration Parameters**

File	Section	Configuration key	Configuration values (ex.)	Description
		Delay	0:01:00	Sleep interval between the retries to insert the superusers in the database.
		TokenTTL		Time to live of the security token, in minutes.
		STSCertificateInMinutes	1442	Specifies the name of the X.509 certificate store to open.
		STSCertificateStoreName	My	Specifies the location of the X.509 STS certificate store.
		STSCertificateStoreLocation	LocalMachine	Specifies the type of value the X509Certificate2Collection.Find method
		STSCertificateFindType	FindBySubjectName	
	configuration/	STSCertificateFindValue	IWHM3STS	STS Certificate name.

File	Section	Configuration key	Configuration values (ex.)	Description
SecureToken Service.dll.config	key	ServiceCertificateStoreName	My	Specifies the name of the X.509 certificate store to open.
		ServiceCertificateStoreLocation	LocalMachine/CurrentUser	Specifies the location of the X.509 services' certificate store.
		ServiceCertificateFindType	FindBySubjectName	Specifies the type of value the X509Certificate2Collection.Find method searches for.
		ServiceCertificateFindValue	IWHM3Services	Services' Certificate name.
		su	Domain qualified user names, comma separated.	Usernames of all the super users in the application.
	domains	VA VA	Comma separated list of root extension values for the application's domains.	
	configuration/ connectionStrings/ add	connectionString	workstation id= vadbserver\sql2008r2;packet size=4096;data source= vadbserver\sql2008;persist security info=False;Initial Catalog=BMS_AUTHZ;Integrated Security=SSPI;	Connection string for the connection to the BMS_AUTHZ database.
	configuration/ system.serviceMod el/services/service/ host/baseAdresse	baseAddress	http://vaserver:17050/STS	STS service endpoint address.
	configuration/ system.serviceMod el/services/service/			
	configuration/ system.serviceMod el/bindings/ wsFederationHttpBi			STS metadata exchange URL used by

File	Section	Configuration key	Configuration values (ex.)	Description
	configuration/ system.serviceModel/bindings/ wsFederationHttpBinding/binding/security/message/issuer	address	<i>http://vaserver:17050/STS/Windows</i>	URL of STS used by WindowsBinding.
	configuration/ system.serviceModel/bindings/ wsFederationHttpBinding/binding/security/message/issuer/identity/userPrincipal	value	VAUser@domain.com	Name of the user under which the service is running.
	configuration/ system.serviceModel/behaviors/serviceBehaviors/behavior/serviceMetadata	httpGetUrl	<i>http://vaserver:17050/STS/mex</i>	Metadata exchange address of ServiceSTSBehavior.

**Table 11-Win ServiceHost Configuration Parameters**

File	Section	Configuration Key	Configuration Values (ex.)	Description
WinServiceHost.exe.config	configuration/ appSettings/ key	LocalServer	yes/no	ePractice remoting flag. Only used with yes.
		UseSecurityContext	0/1	Flag which specifies if ePractice uses the security context.
		AuditProtocol	none/udp	Transfer protocol to communicate with the audit service or none if not used.
		ServiceStartupTimeoutSecondsAdd	90	Time in seconds to wait for the services to start
		AuditServer	auditserver	Server where the audit service resides.
		AuditPort	10000	Port of the audit service on the specified server.
		ServiceCertificateStoreName	My	Specifies the name of the X.509 certificate store to open.
		ServiceCertificateStoreLocation	LocalMachine	Specifies the location of the X.509 services' certificate store.
		ServiceCertificateFindType	FindBySubjectName	Specifies the type of value the X509Certificate2Collection.Find Method searches for.
ServiceCertificateFindValue	IWHM3Services	Services' Certificate name.		

**Table 12-WMI User Group Configuration Parameters**

File	Section	Configuration key	Configuration values (ex.)	Description
WMI_UserGroup.exe	configuration/ appSettings/ key	DatasetPath	DBRepository	Data Adapters (XML mapping files) path.
		LocalMachineName	Localhost	Name of the host where WMI_UserGroup will run.
		IsRunningOnLocalMachine	true/false	Specify if WMI_UserGroup will run on local machine or not.
Connections.xml	MyConnections/ MyConnection/ ConnectionString	ConnectionString	packet size=4096;data source= vadbserver\sql2008r2;persist security info=False;Initial Catalog=BMS_DW;Integrated Security=SSPI;connection timeout = 600	Connection string for the connection to the BMS_DW database.

**Table 13-Policy Manager Configuration Parameters**

File	Section	Configuration key	Configuration values (ex.)	Description
	configuration/ appSettings/ key	DefaultResourceRoot	VA	Default root for identifiers.
		AuditProtocol	none/udp	Transfer protocol to communicate with the audit service or none if not used.
		AuditServer	auditserver	Server where the audit service resides.
		AuditPort	10000	Port of the audit service on the specified server.



File	Section	Configuration key	Configuration values (ex.)	Description
PolicyManager.exe. config	system.serviceModel/bindings/wsFederationHttpBinding/binding/security/message/issuer	address	http://vaserver:17050/STS/	STS address used by wsFederationBinding binding
	configuration/system.serviceModel/behaviors/endpointBehaviors/behavior/clientCredentials/	targetUri	http://vaserver:17050/STS/	STS address of STS certificate.
	configuration/system.serviceModel/client/endpoint	address	http://vaserver:17050/PAP	PAP client endpoint address.
	configuration/system.serviceModel/client/endpoint	address	http://vaserver:17050/AuthorizationPublisher	AuthorizationPublisher client endpoint address.
PolicyEditor.dll. config	configuration/system.serviceModel/client	address	http://vaserver:17050/PAP	PAP client endpoint address.

**Table 14-BMS Web Configuration Parameters**

File	Section	Configuration key	Configuration values (ex.)	Description
Web.config	configuration/appSettings/	webpages:Version	1.0.0.0	Version of the web site.
		ClientValidationEnabled	true/false	Gets or sets a value that indicates whether client-side validation is enabled.
	key	UnobtrusiveJavaScriptEnabled	true/false	Gets or sets a value that indicates whether unobtrusive JavaScript is

File	Section	Configuration key	Configuration values (ex.)	Description
		ReportsPath	/BMS	Path of the reports in the reporting services.
		BMS.EVSDictionaryCacheSize	512	Cache size for the vocabulary service, representing the number of concepts cached.
		VAURL	http://vaww.esm.infoshare.va.gov/ PMIC/Projects/BMS/ Implement/default.aspx	BMS Sharepoint Site.
		TICKETURL	http://vaww.esm.infoshare.va.gov/ PMIC/Projects/BMS/ Implement/HDPProcess/ default.aspx	Enter a defect and enhancement ticket.
		WhiteboardRefreshRate	60	Time in seconds of refresh rate of the whiteboard page.
		THRESHOLD	0	Threshold value used to compare wait time value of the patient from the Patients Pending Placement List in order to display an alert on the Patients Pending Placement List.
		aspnet:MaxHttpCollectionKeys	2000	Maximum number of aps.net collection keys.
		WhiteboardAjaxRefreshRate	180	Time in seconds of AJAX refresh rate of the whiteboard page.
		WhiteboardRealRefreshRate	60	Time in minutes of standard refresh rate of the whiteboard page.
		HomePageRefreshRate	300	Time in seconds of refresh rate of the home page.
		BMS_EIS_GET_ENTITY_ FILTR_PAGE_SIZE	1000	Number of records queried that are brought from EIS in one page.
		BMS_EVS_GET_CONCEPT_ PAGE_SIZE	1000	Number of records queried that are brought from EVS in one page.
		Smtphost	VA_MAIL_SERVER	Mail Server host.
		DisplayDetailedErrorMessage	true/false	If set to true displays detailed error message, otherwise displays a generic message ("Please contact BMS

File	Section	Configuration key	Configuration values (ex.)	Description
		Is_IIS_Single_Instance	true/false	If set to true a single IIS instance is used. If set to false multiple IIS instances are used.
		ProxyPoolMaxCount	100	The maximum number of proxies in the pool.
		MdwsEndpointUrl_1	http://mdws_server:81/QuerySvc.asmx	MDWS instance URL address.
		MdwsEndpointUrl_2	http://mdws_server:82/QuerySvc.asmx	MDWS instance URL address.
	configuration/system.serviceModel/bindings/wsFederationHttpBinding/binding/security/message/issuer	address	http://vaserver:17050/STS/Windows	STS Windows address used by WindowsBinding.
	configuration/system.serviceModel/bindings/wsFederationHttpBinding/binding/security/message/issuer	address	http://vaserver:17050/STS/	STS address used by WSFederationHttpBinding_Authenticated Service binding.
	configuration/system.serviceModel/client/endpoint	address	http://vaserver:17050/authsvc/upnidentity	Security Authentication client endpoint address.
	configuration/system.serviceModel/client/endpoint	address	http://vaserver:17050/RS	Reporting Services client endpoint address.
	configuration/system.serviceModel/client/endpoint	address	http://vaserver:17050/QueryFunctions	EIS QueryFunctions client endpoint address.
	configuration/system.serviceModel/client/endpoint	address	http://vaserver:17050/QueryFunctions	EIS QueryFunctions Windows authentication client endpoint address.

File	Section	Configuration key	Configuration values (ex.)	Description
	configuration/system.serviceModel/client/endpoint	address	http://vaserver:17050/EntityManagement	EIS EntityManagement client endpoint address.
	configuration/system.serviceModel/client/endpoint	address	http://vaserver:17050/EntityManagement	EIS EntityManagement Windows authentication client endpoint address.

File	Section	Configuration key	Configuration values (ex.)	Description
	client/endpoint			
	configuration/system.serviceModel/client/endpoint	address	http://vaserver:17050/PAP	PAP client endpoint address.
	configuration/system.serviceModel/client/endpoint	address	http://vaserver:17050/PAP	PAP Windows authentication client endpoint address.
	configuration/system.serviceModel/client/endpoint	address	http://vaserver:17050/PDP	PDP client endpoint address.
	configuration/system.serviceModel/client/endpoint	address	http://vaserver:17050/PDP	PDP Windows authentication client endpoint address.
	configuration/system.serviceModel/client/endpoint	address	http://vaserver:17050/CTSVocabularyRuntime	CTS VocabularyRuntime client endpoint address.
	configuration/system.serviceModel/client/endpoint	address	http://vaserver:17050/CTSVocabularyBrowse	CTS VocabularyBrowse client endpoint address.
	configuration/system.serviceModel/client/endpoint	address	http://vaserver:17050/CTSMessageBrowse	CTS MessageBrowse client endpoint address.

File	Section	Configuration key	Configuration values (ex.)	Description
	configuration/system.serviceModel/client/endpoint	address	http://vaserver:17050/CTSMessagesRuntime	CTS MessagesRuntime client endpoint address.
	configuration/system.serviceModel/client/endpoint	address	http://vaserver:17050/CTSMessagesEdit	CTS MessagesEdit client endpoint address.
	configuration/system.serviceModel/client/endpoint	address	http://vaserver:17050/CTSVocabularyEdit	CTS VocabularyEdit client endpoint address.
	configuration/system.serviceModel/client/endpoint	address	http://vaserver:17050/BMSConfigurationOperations	BMS ConfigurationOperations client endpoint address.
	configuration/system.serviceModel/client/endpoint	address	http://vaserver:17050/BMSConfigurationOperations	BMS ConfigurationOperations Windows authentication client endpoint address.

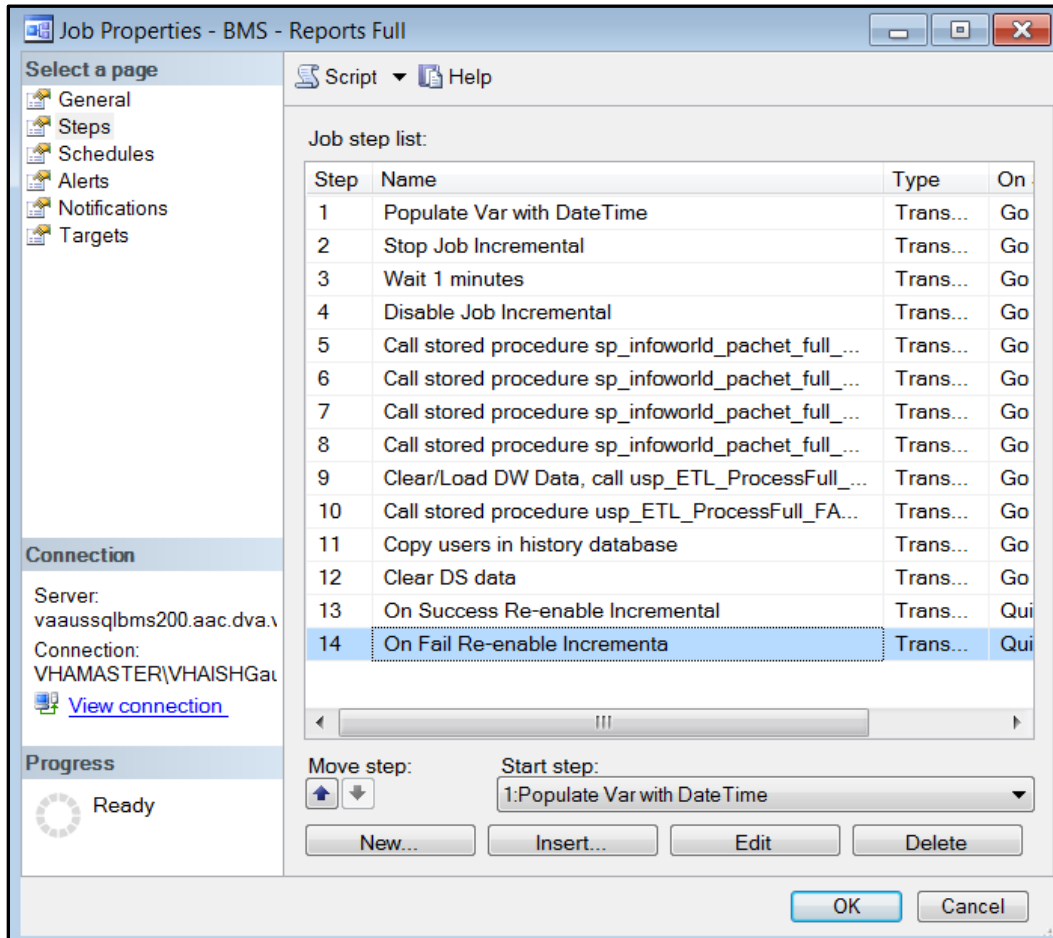
File	Section	Configuration key	Configuration values (ex.)	Description
	configuration/system.serviceModel/client/endpoint	address	http://vaserver:17050/BMSQuery	BMS Query client endpoint address.
	configuration/system.serviceModel/client/endpoint	address	http://vaserver:17050/BMSOperations	BMS Operations client endpoint address.
	configuration/system.serviceModel/client/endpoint	address	http://vaserver:17050/TransferWF	Transfer workflow client endpoint address.
	configuration/system.serviceModel/client/endpoint	address	http://vaserver:17050/BMSWF	BMS workflow client endpoint address.
	configuration/system.serviceModel/client/endpoint	address	http://vaserver:17050/WaitingListWF	Patients Pending Placement List workflow client endpoint address.
	configuration/system.serviceModel/client/endpoint	address	http://vaserver:17050/BedCleanWF	Bed clean workflow client endpoint address.
	configuration/system.serviceModel/client/endpoint	address	http://vaserver:17050/BedUnavailableWF	Bed Unavailable workflow client endpoint address.
	configuration/system.serviceModel/client/endpoint	address	http://vaserver:17050/VistaQuery	Vista Query client endpoint address.
	configuration/system.serviceModel/client/endpoint	address	http://vaserver:17050/VistaQuery	Vista Query Windows authentication client endpoint address.

## 2.4. Scheduled Windows and SQL Jobs Configuration

BMS runs one Windows Scheduled task: BMS – WMI\_UserGroup and two SQL Jobs in order to bring data into the data warehouse (BMS\_DW database): BMS - Reports Full and BMS – Reports Incremental. More information about BMS databases can be referenced from Section 3.3.

### 2.4.1. BMS Reports Full

Figure 2-BMS-Report Full Job

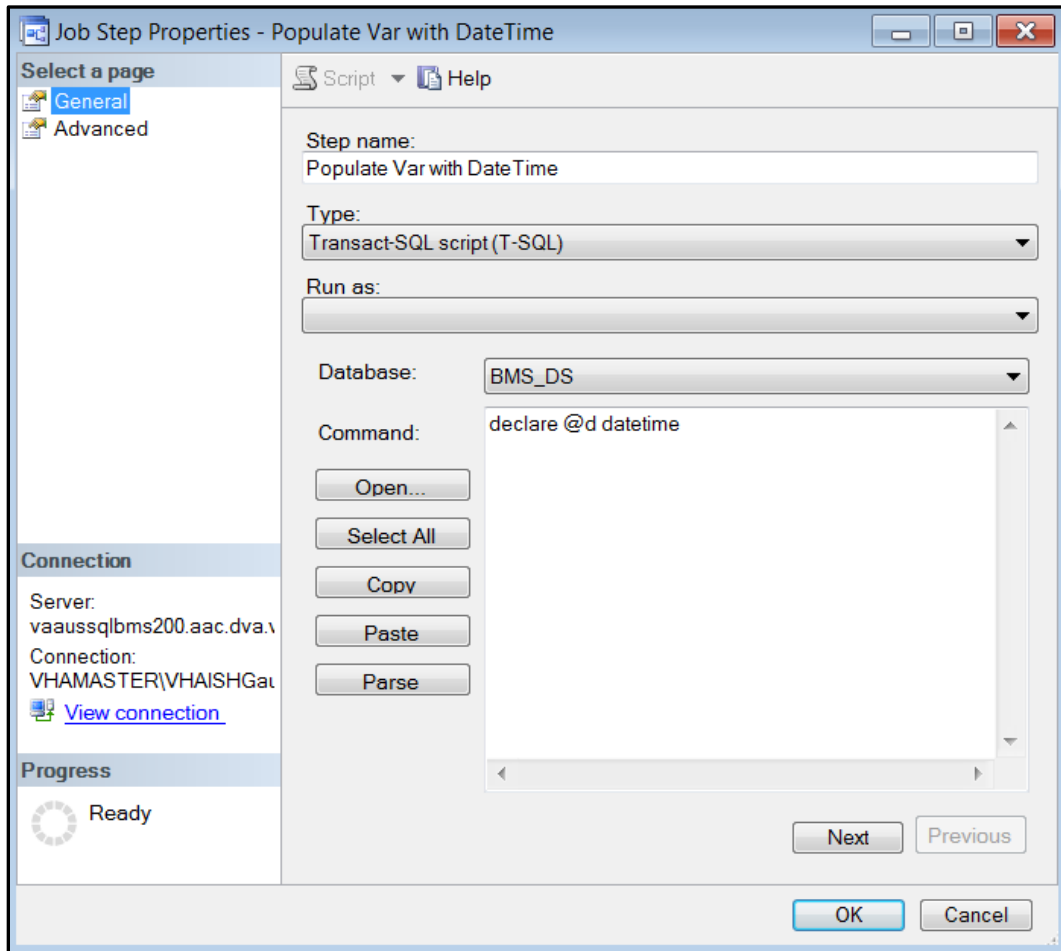


The job's steps can be seen in the figure above and most of them execute stored procedures. At the beginning of the process, the operations are done between the source databases and the destination database, which is BMS\_DS in our case.

Each step is described below:

**Step 1.** Start job full: this is only an informative step for the log file.

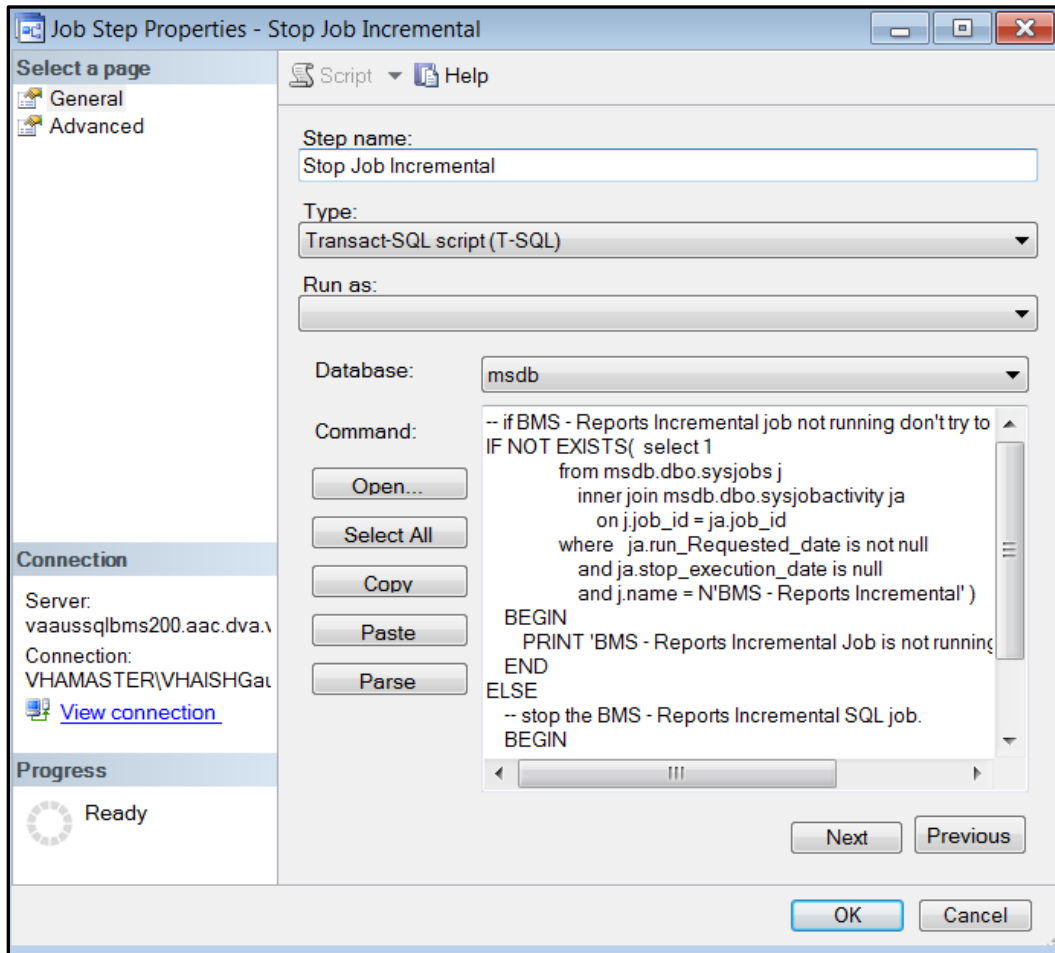
**Figure 3-BMS-Start Full Job**



**Step 2.** Check state job incremental: it checks the state of the BMS incremental and attempts to stop the incremental job.

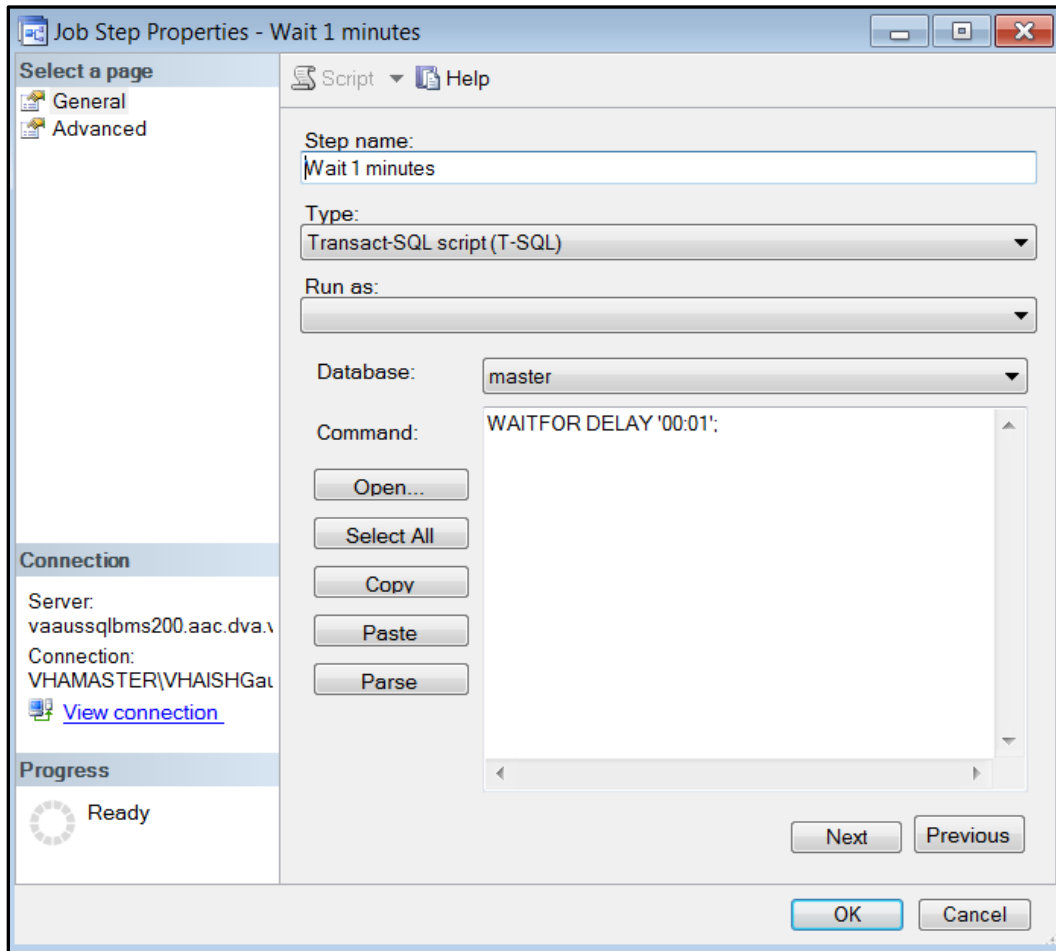


**Figure 4-BMS-Check State Job Incremental**



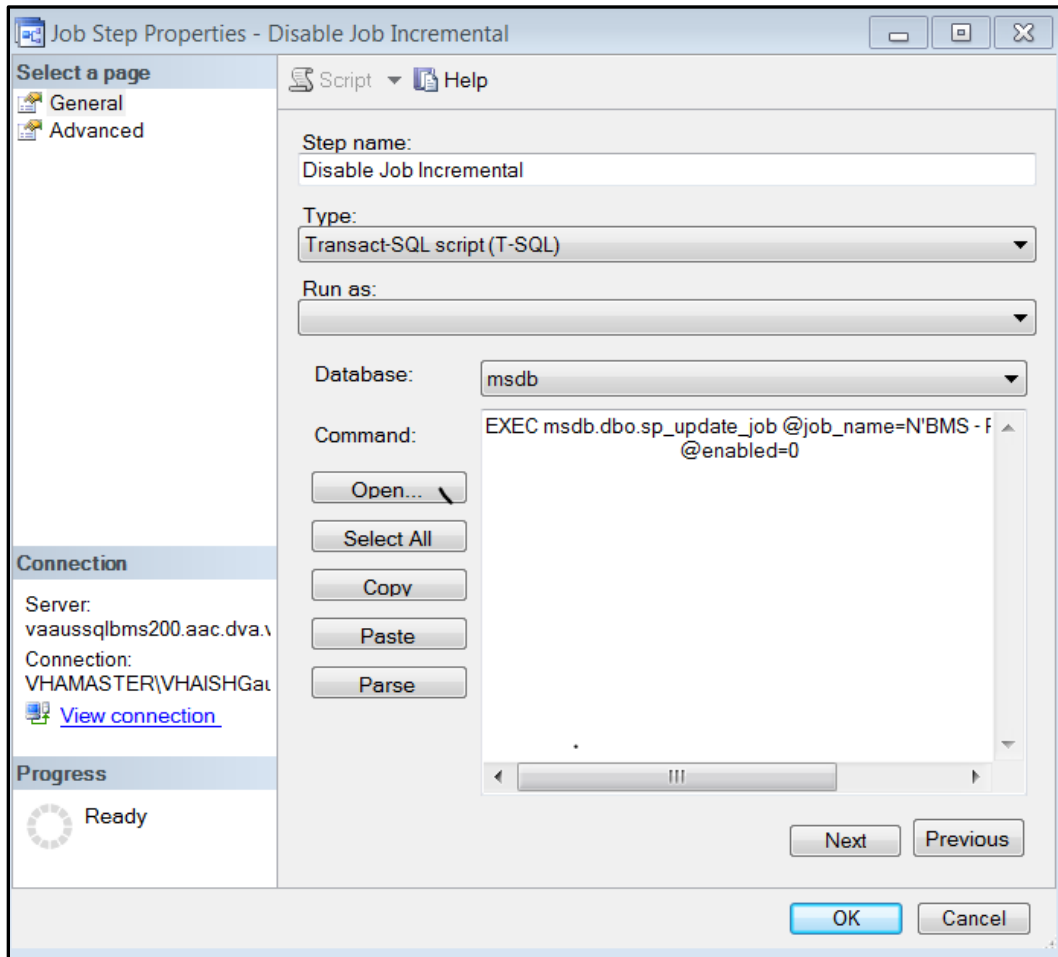
**Step 3.** Waits 1 min for incremental job to stop:

**Figure 5-BMS-Waits 1 Min for Incremental Job to stop**



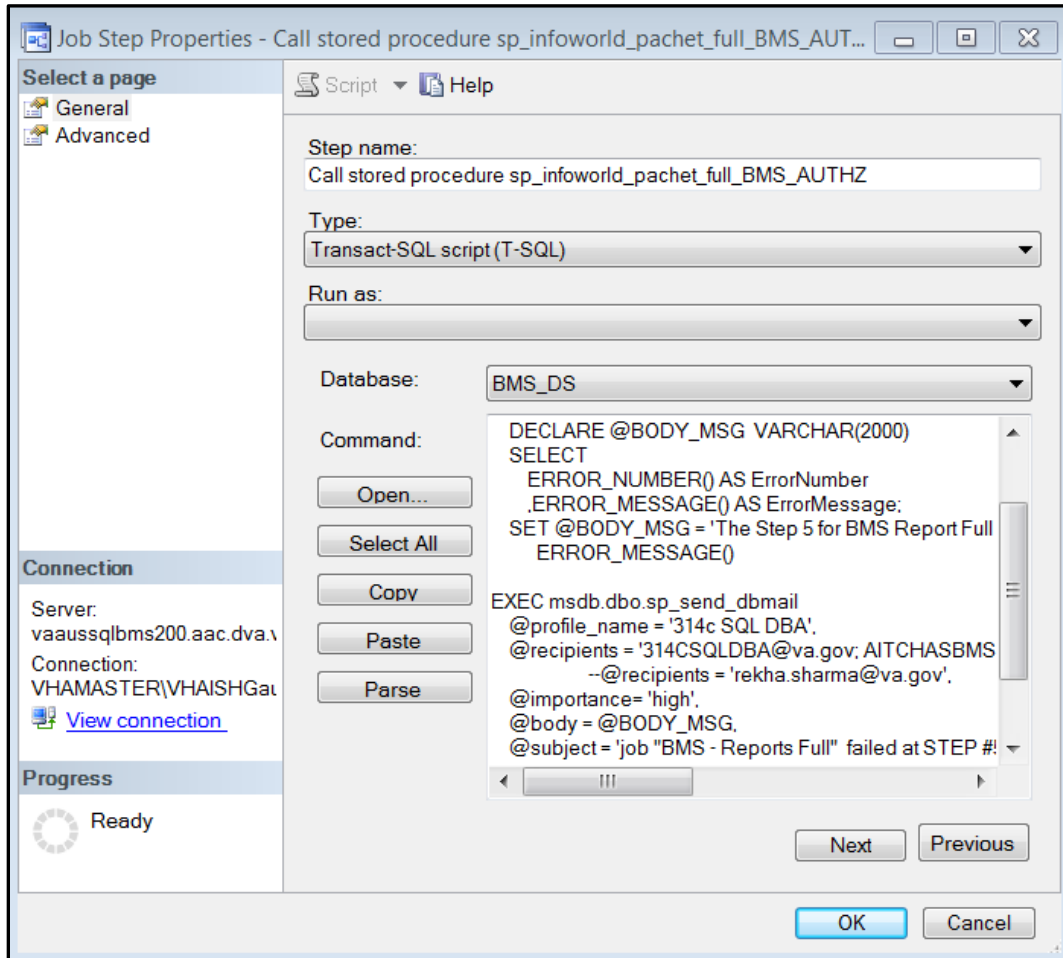
**Step 4.** Disable Incremental Job:

**Figure 6-BMS-Check State Job Incremental**



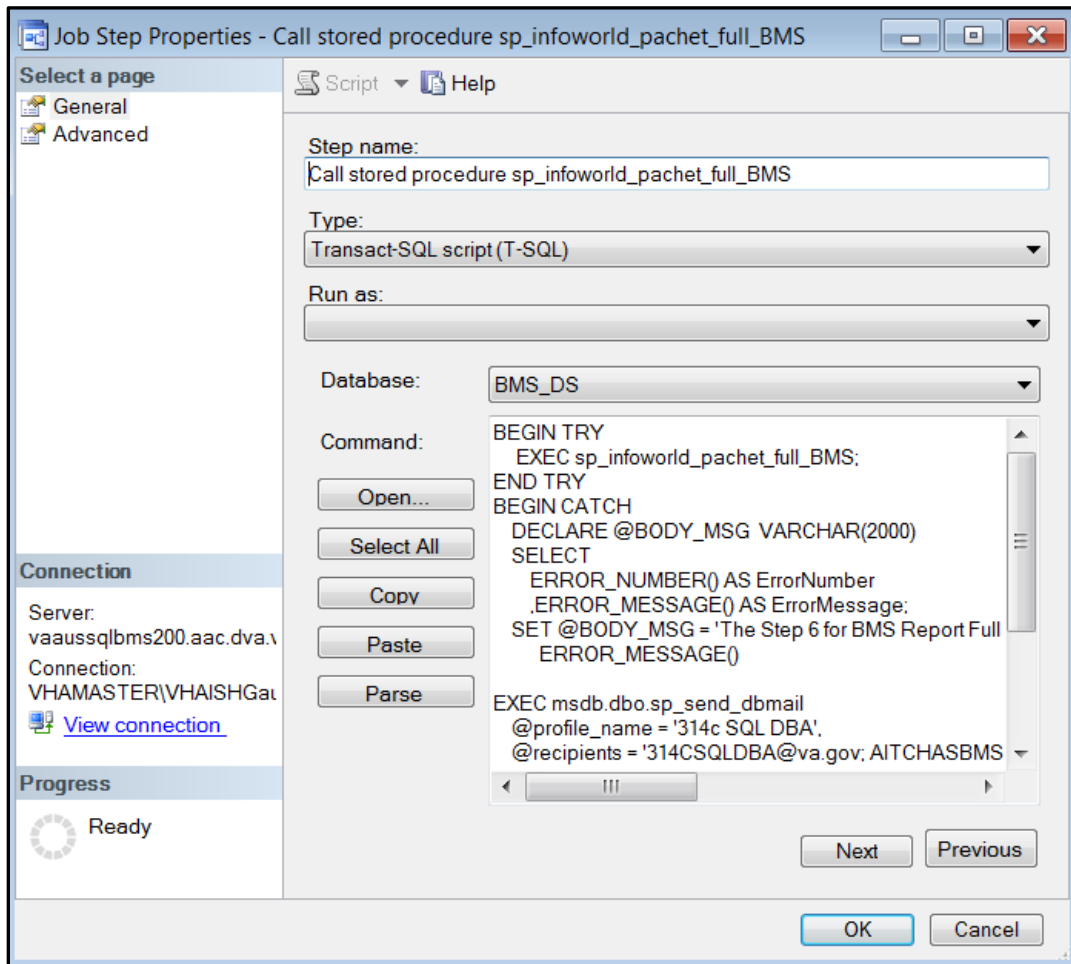
**Step 5.** Call stored procedure `sp_infoworld_pachet_full_BMS_AUTHZ`:

**Figure 7-BMS-Job Step Properties**



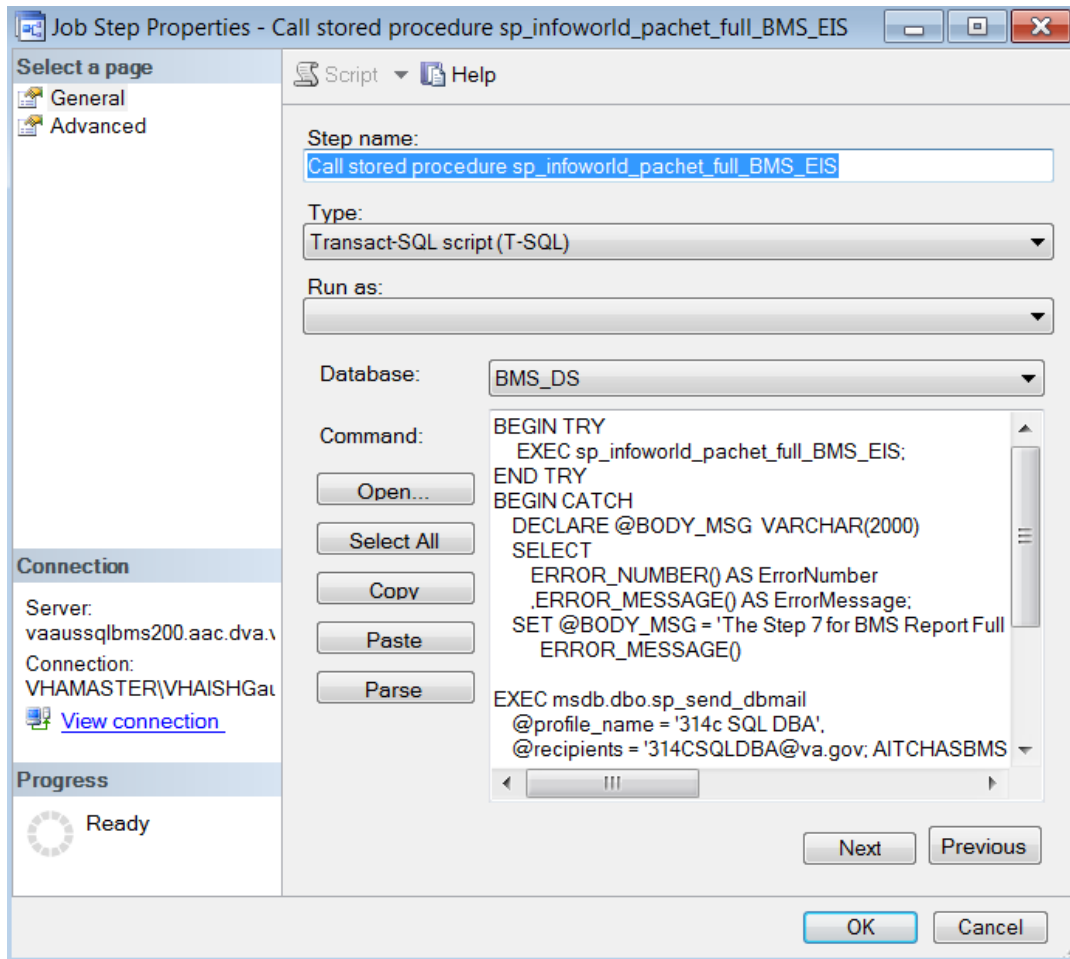
**Step 6.** Call stored procedure sp\_infoworld\_pachet\_full\_BMS

**Figure 8- BMS- Job Step Properties-Call Stored Procedure**



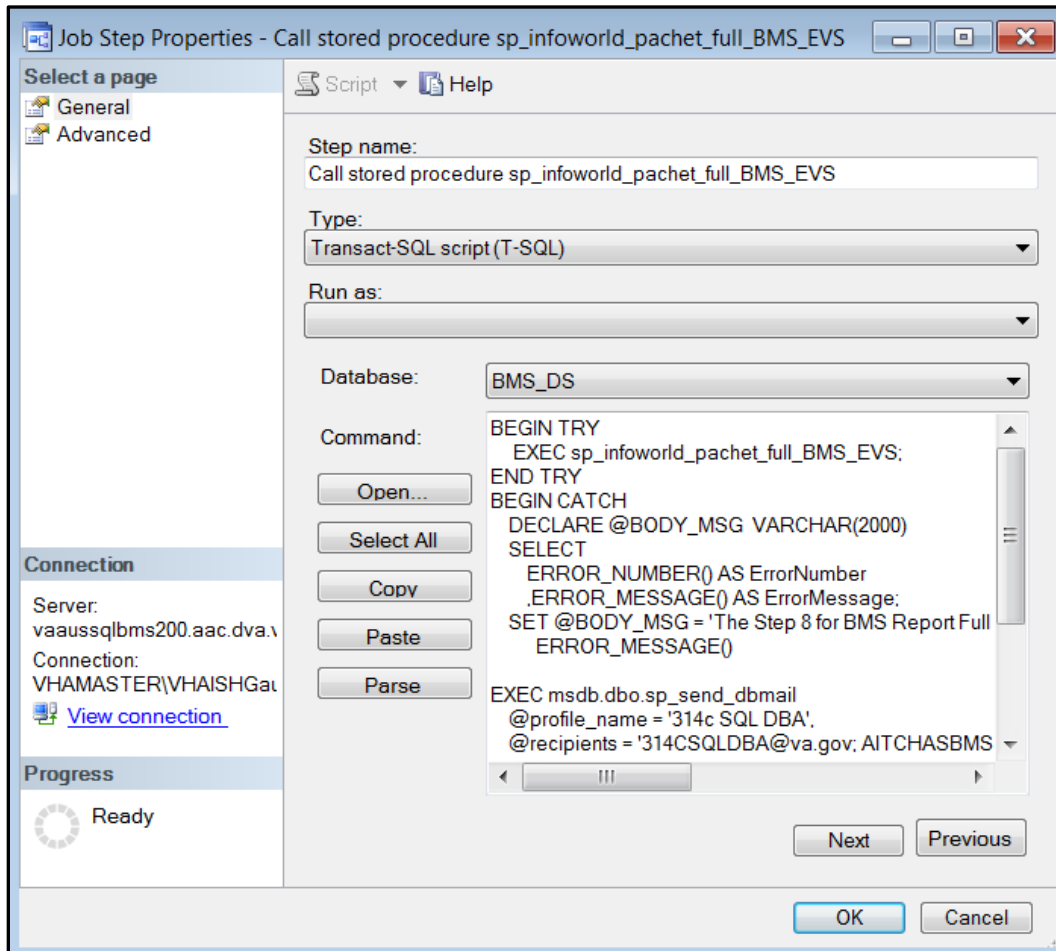
**Step 7.** Call stored procedure sp\_infoworld\_pachet\_full\_BMS\_EIS

**Figure 9- BMS-Job Step Properties-Call Stored Procedure\_SP\_Infoworld**



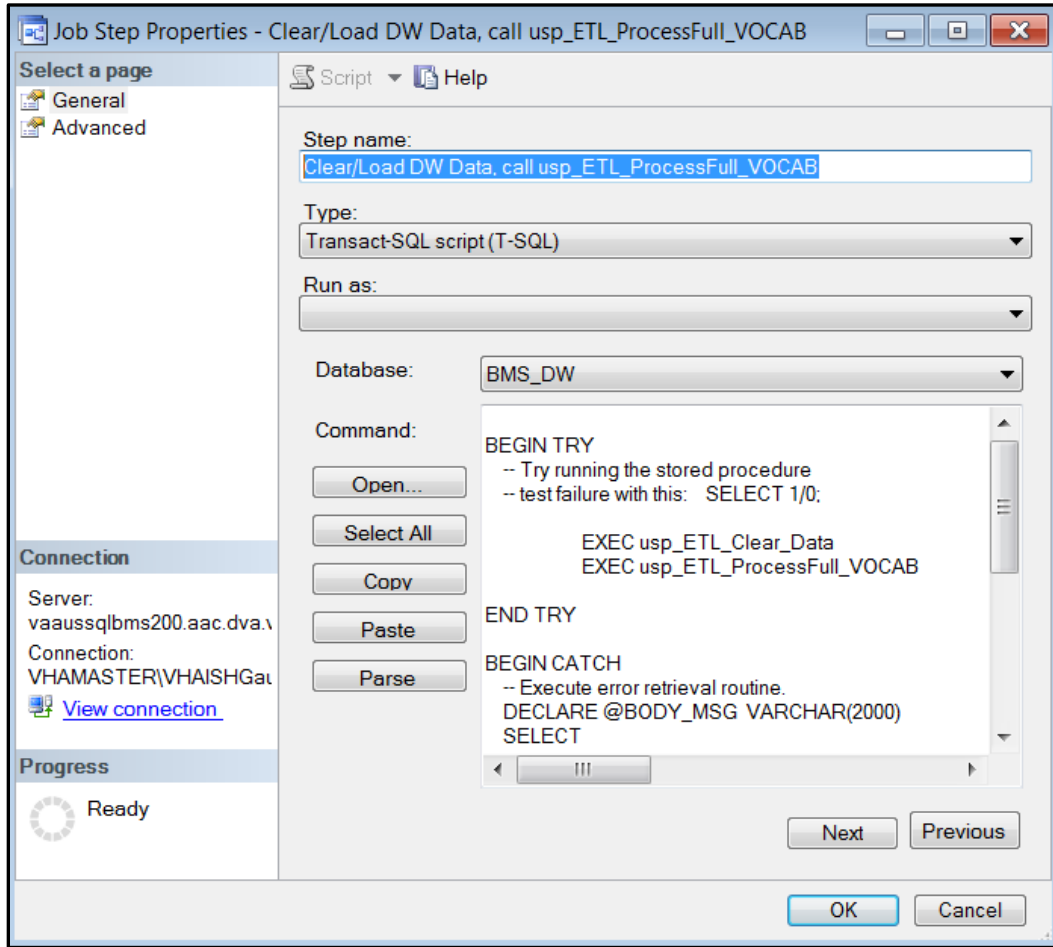
**Step 8.** Call stored procedure sp\_infoworld\_pachet\_full\_BMS\_EVS

**Figure 10-BMS-Job Step Properties\_BMS EVS**



**Step 9.** Clear/Load DW Data, call usp\_ETL\_ProcessFull\_VOCAB

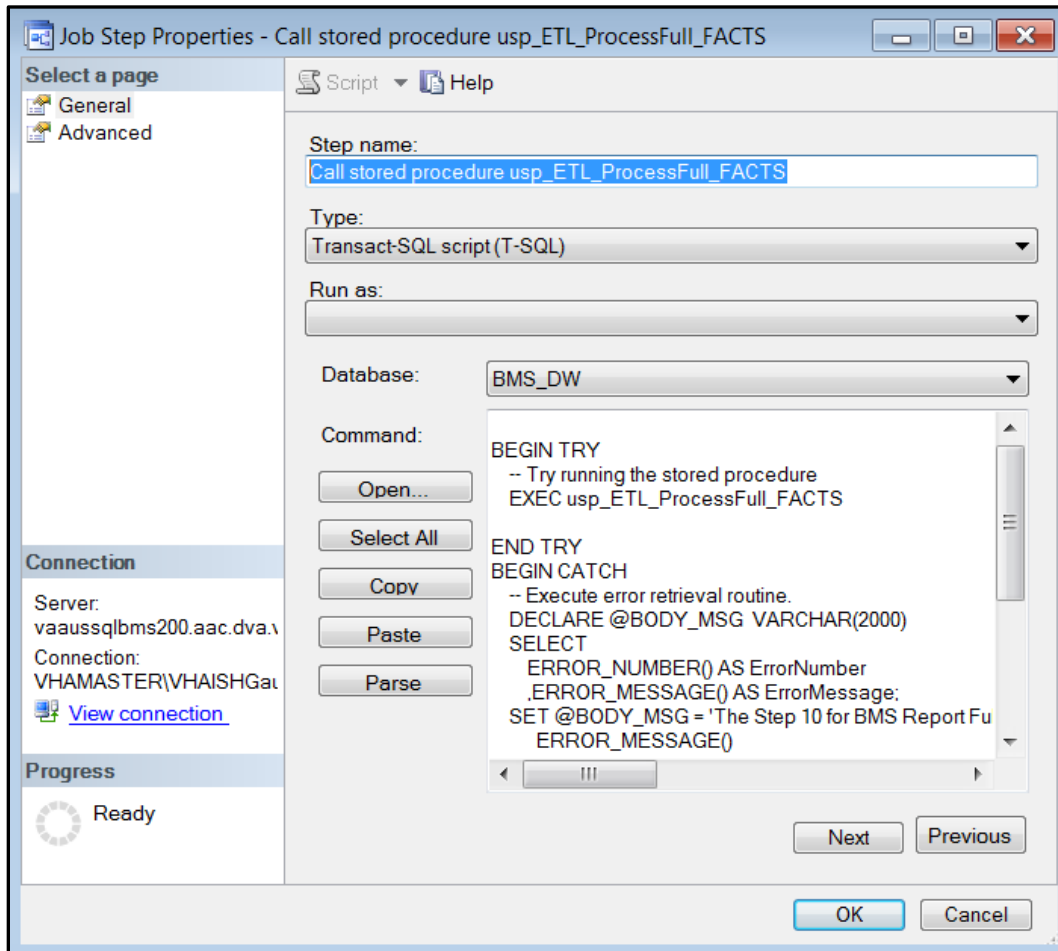
**Figure 11-BMS- Job Step Procedures-VOCAB**



**Step 10.** Call stored procedure usp\_ETL\_ProcessFull\_FACTS

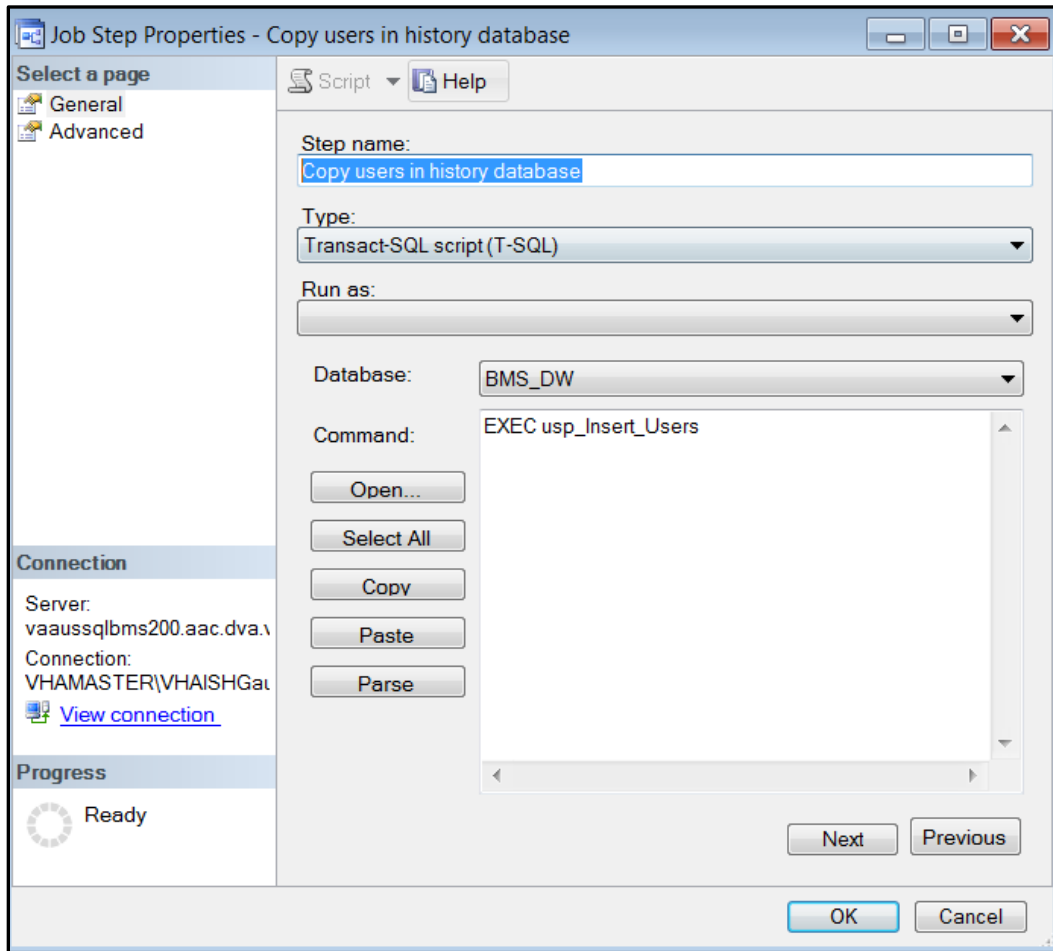


**Figure 12-BMS-Job Step Procedures-ETL\_Processfull\_Facts**



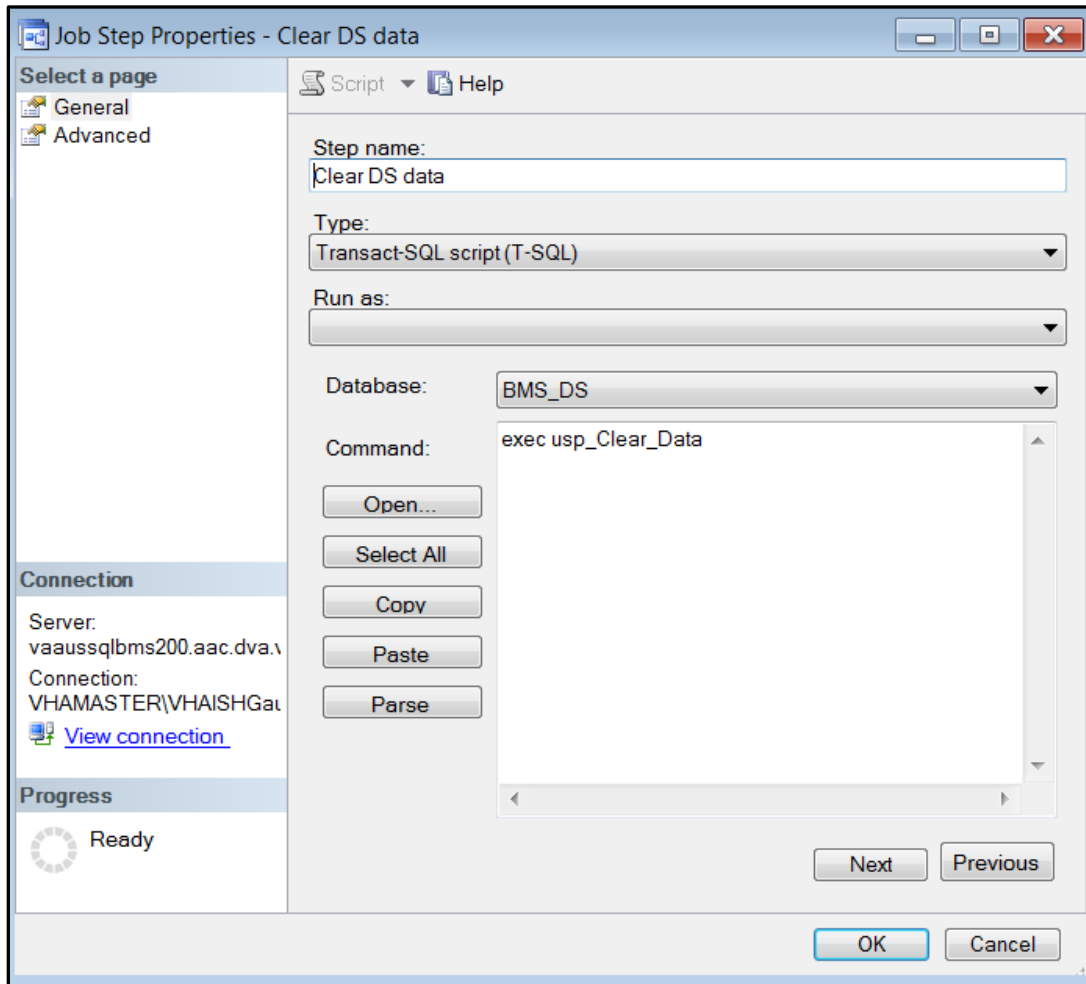
**Step 11.** Copy users in history database

**Figure 13- BMS- Copy User in history database**



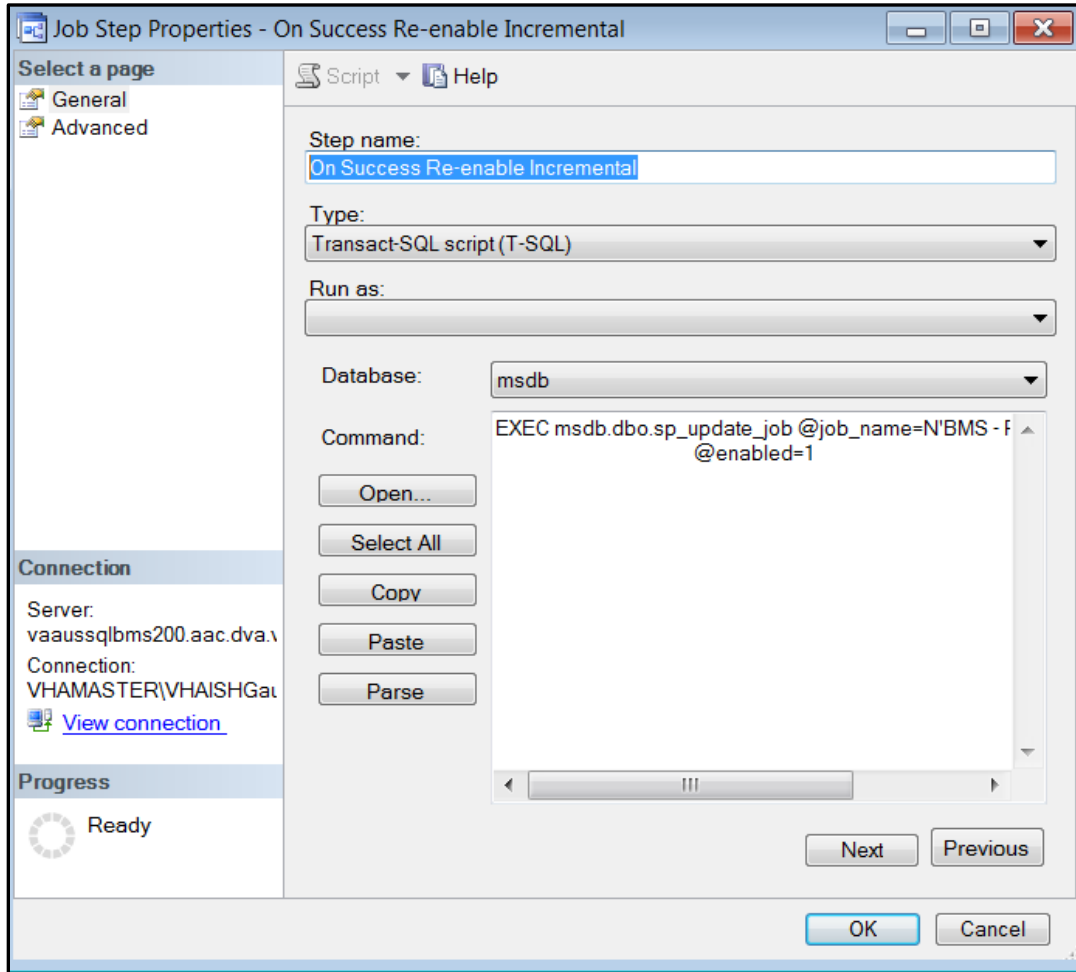
**Step 12.** Clear DS data

**Figure 14- Clear DS data**



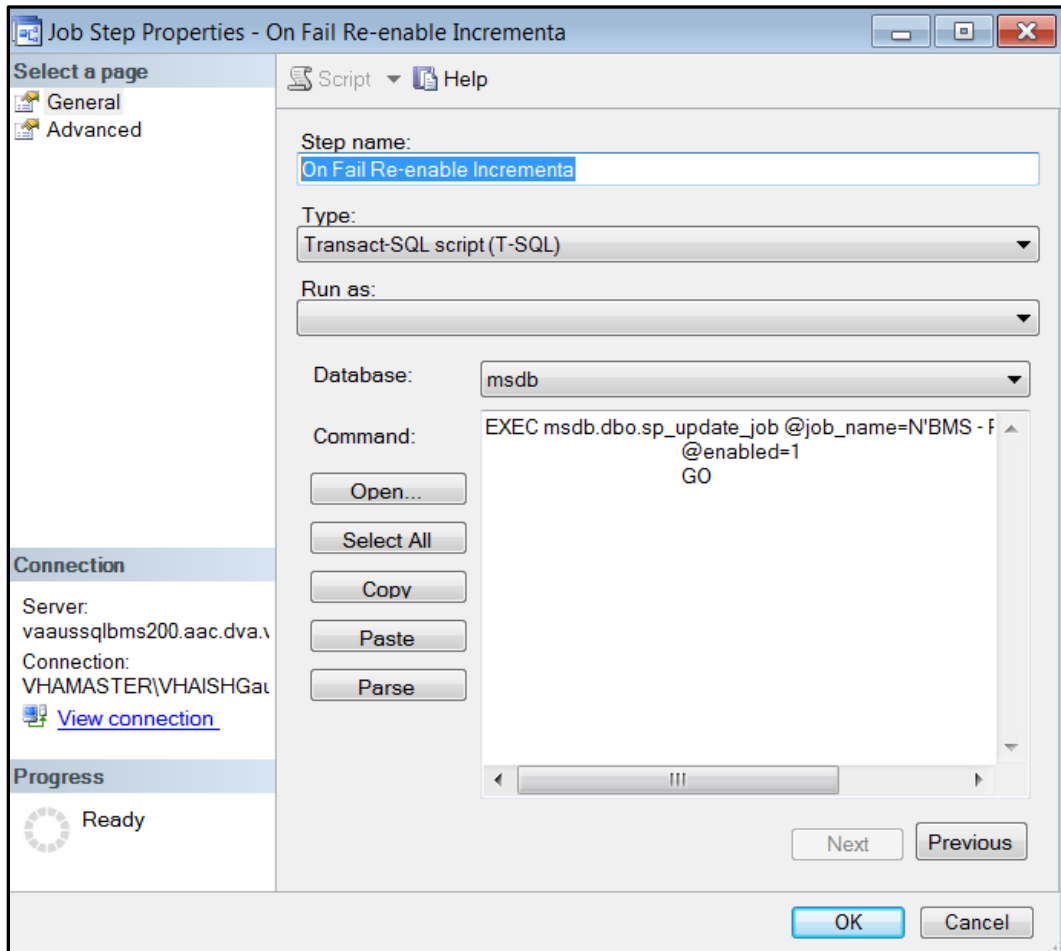
**Step 13.** On Success Re-enable Incremental

**Figure 15-BMS-Re-enable Incremental**



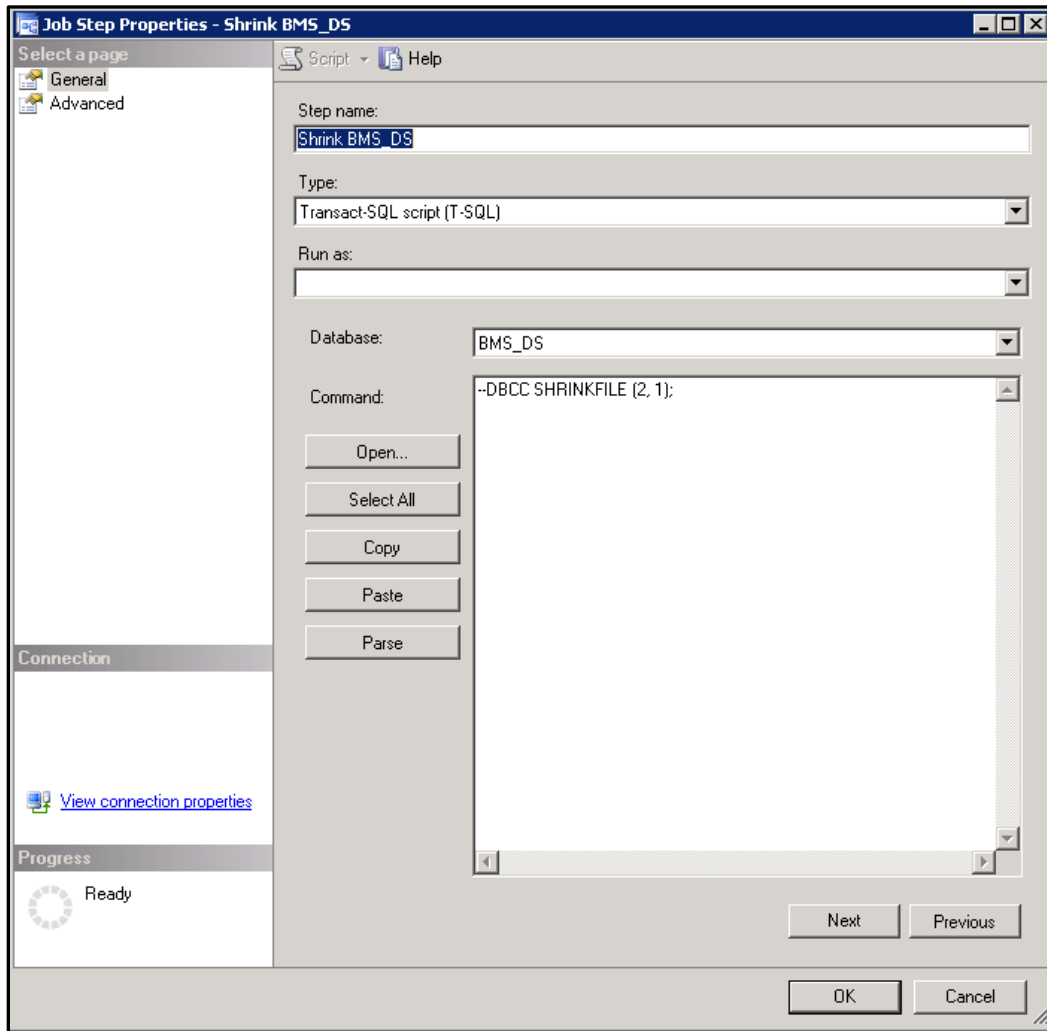
**Step 14. On Fail Re-enable Incremental**

**Figure 16-On Fail Re-enable Incremental**



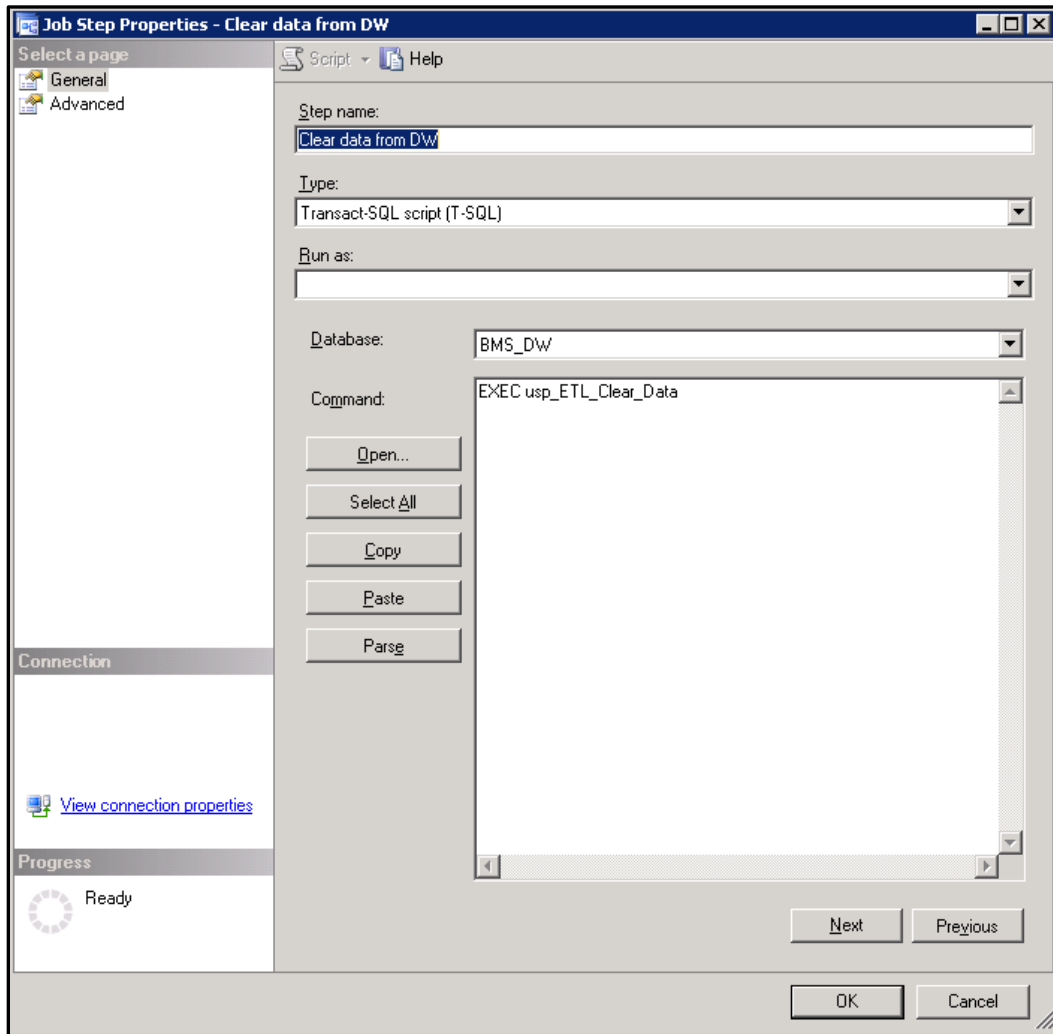
**Step 15.** Shrink BMS\_DS: Shrinks the file with the id 2, the log file, to the size of 1 MB

Figure 17-BMS-Shrink



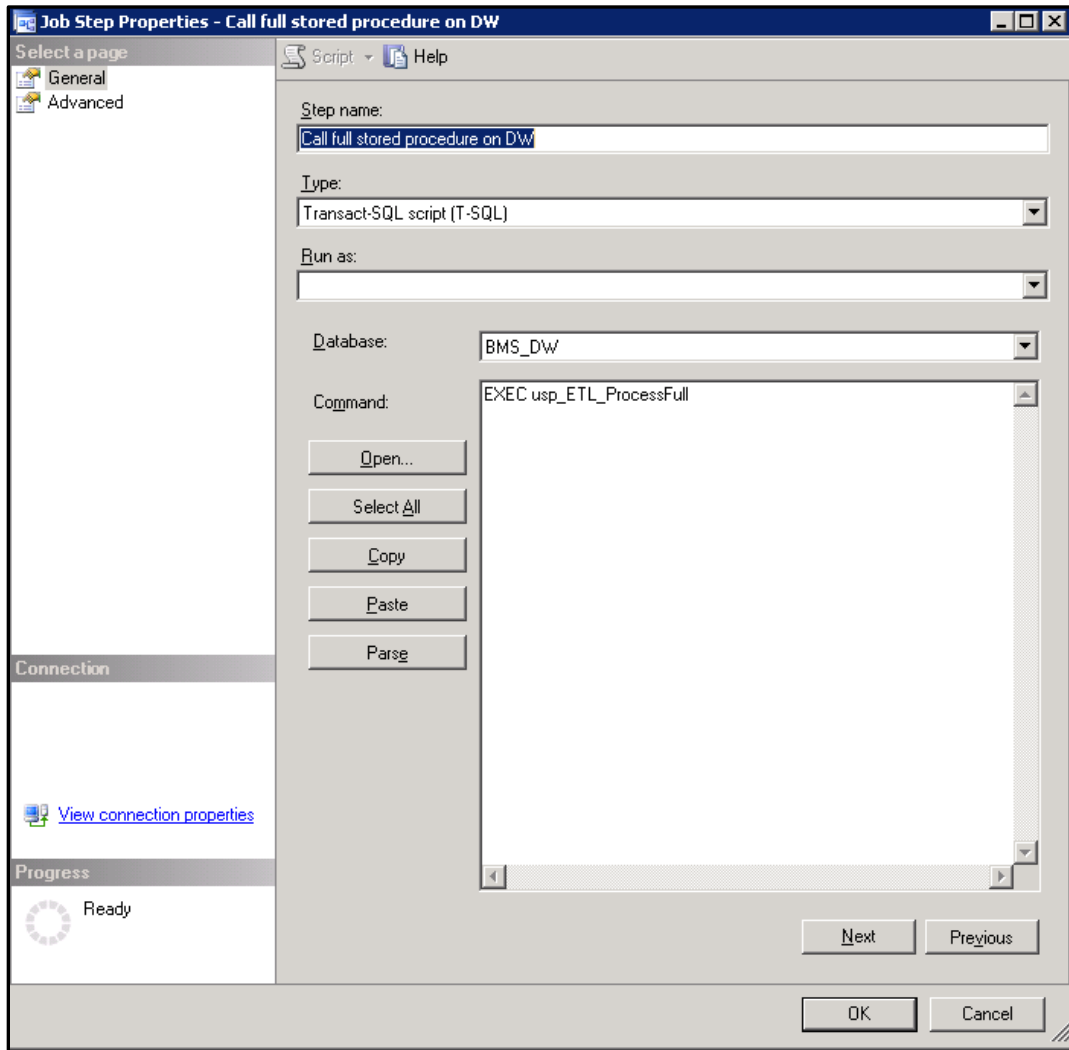
**Step 16.** Clear data from BMS\_DW: the data warehouse database is cleared, meaning that its tables will become empty, but of course exceptions can exist and they really do - tables that contain static data and should not be removed. Thus, the database becomes ready to receive all the source data.

**Figure 18-BMS-Clear Data**



**Step 17.** Call procedure full on BMS\_DW: it inserts first the vocabulary data, then EIS entities (ETL dimension tables) and BMS acts (ETL facts tables).

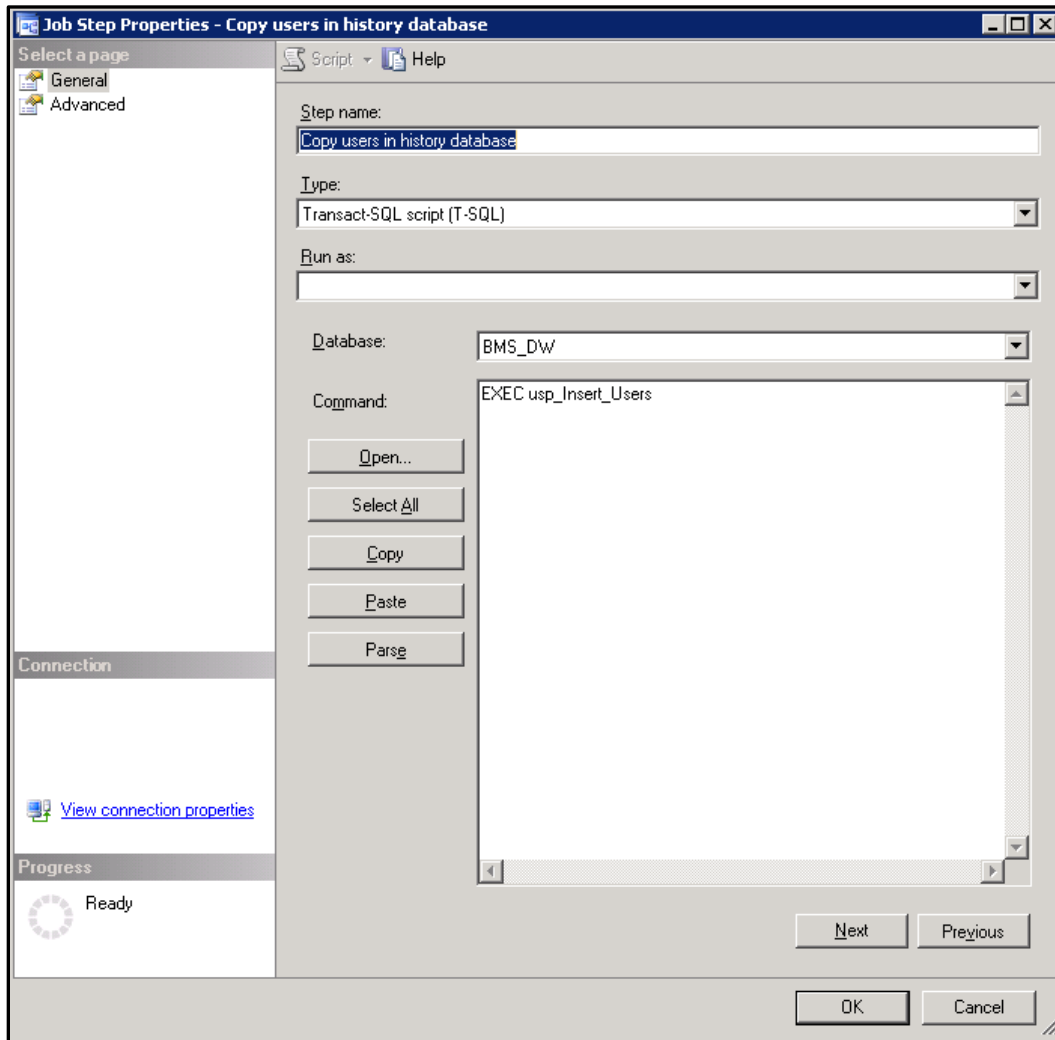
**Figure 19- BMS-Call Procedure Full**



**Step 18.** Copy users in history database: adds users in user in the table from BMS History database. This step is needed because some reports need to display users that did certain insert/update/delete operations in the application.

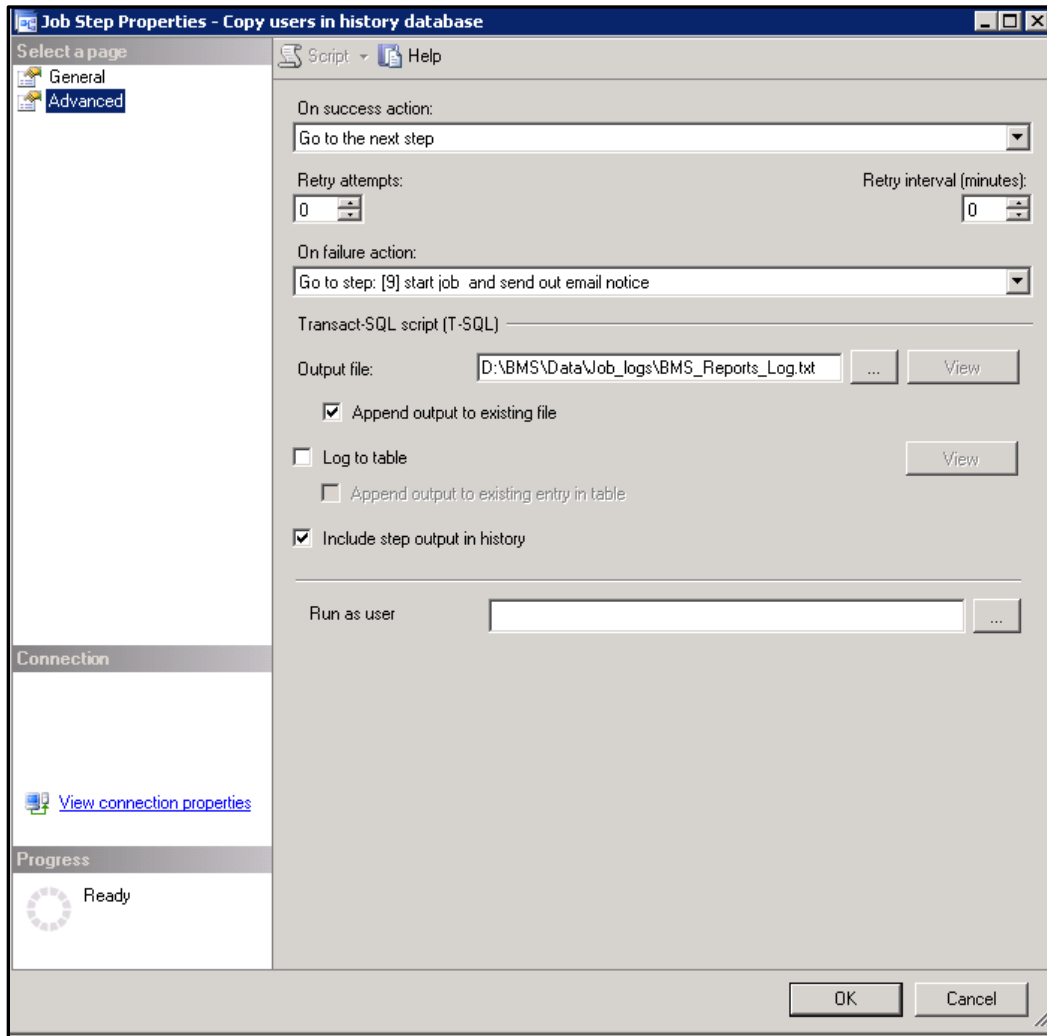


Figure 20- Copy Users in History Database



For each step a log file can be set, see screenshot below for step 7:

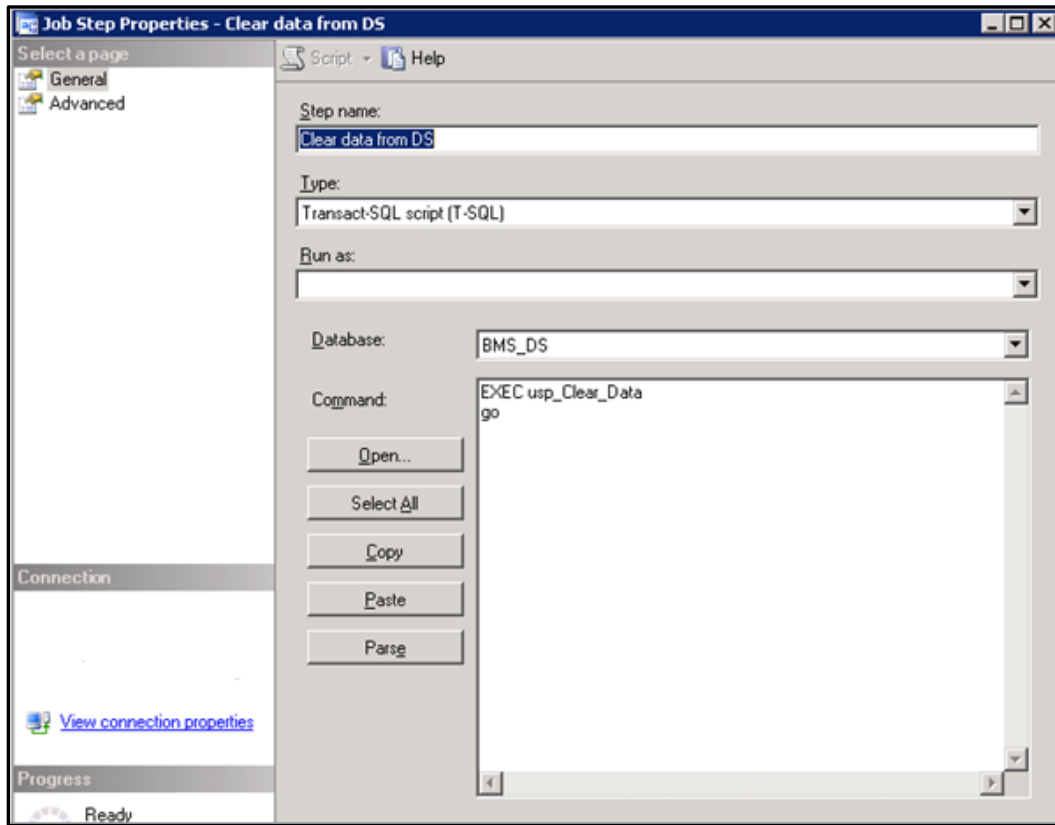
**Figure 21-BMS Reports Full Path File Log**



The job can be run by right clicking on the job and then choosing “Start job at step...”, selecting the first job in the appearing window and then hitting the Start button. Then a smaller window remains open, showing the progress of the execution and its result: success or failure. The detailed results can be found in the log file that you set at the installation phase. If an operation fails at any step, the job will quit. This setting can be changed in the step’s *Advanced* tab.

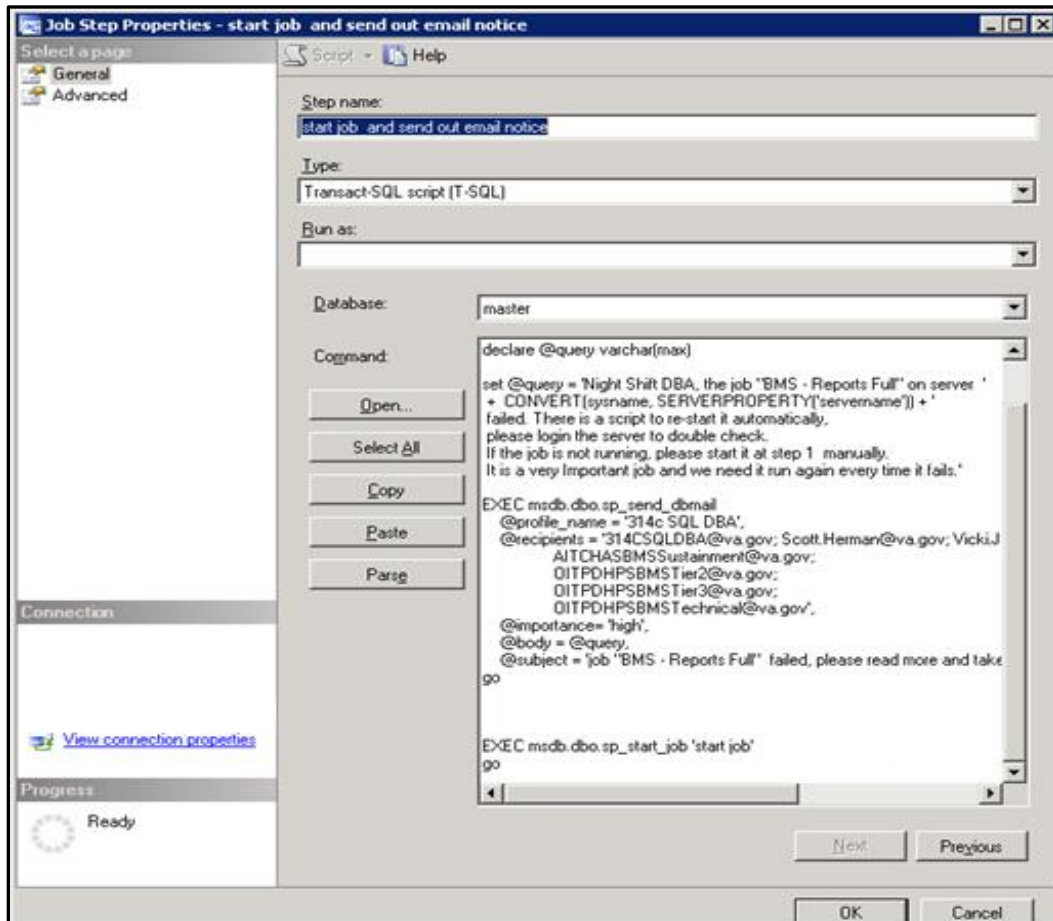
**Step 19.** Clear data from BMS DS database

**Figure 22- Clear Data from DS**



**Step 20.** This step is only invoked if any of the prior steps of the BMS Report Full job fail. Once invoked, email notification of the failure is sent to the BMS Technical team and BMS Report Full job is restarted.

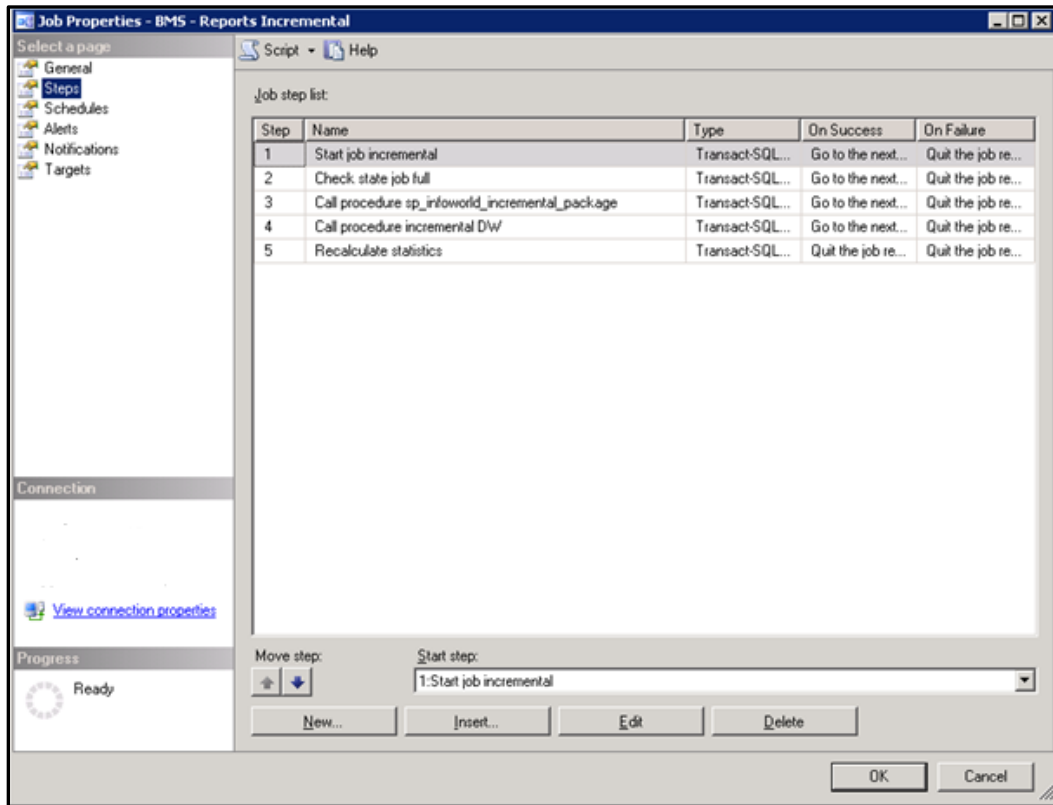
Figure 23-BMS Start Job and Send Email



## 2.4.2. BMS Incremental

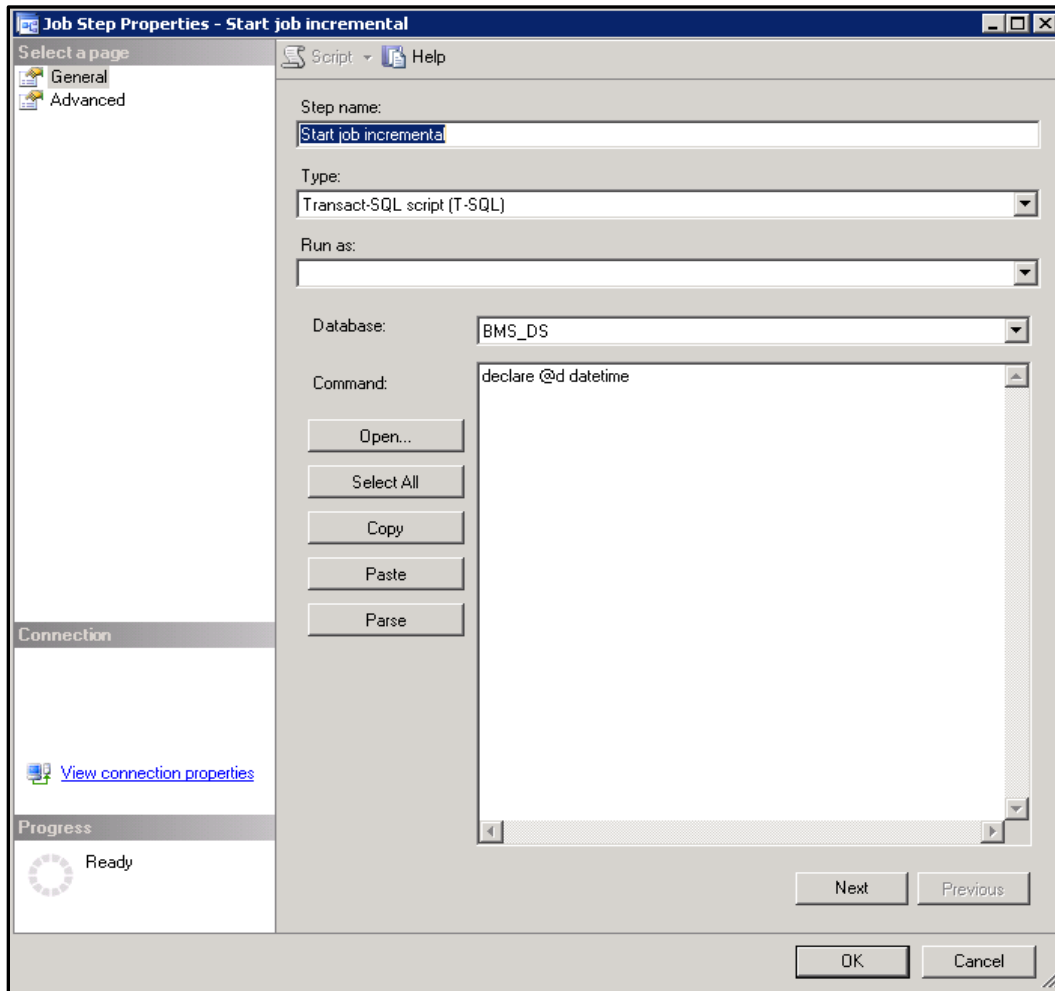
BMS Incremental logic is to keep the BMS\_DW database up to date without having to delete all the existing data. The following picture shows the job's steps.

Figure 24- BMS- Report Incremental Job



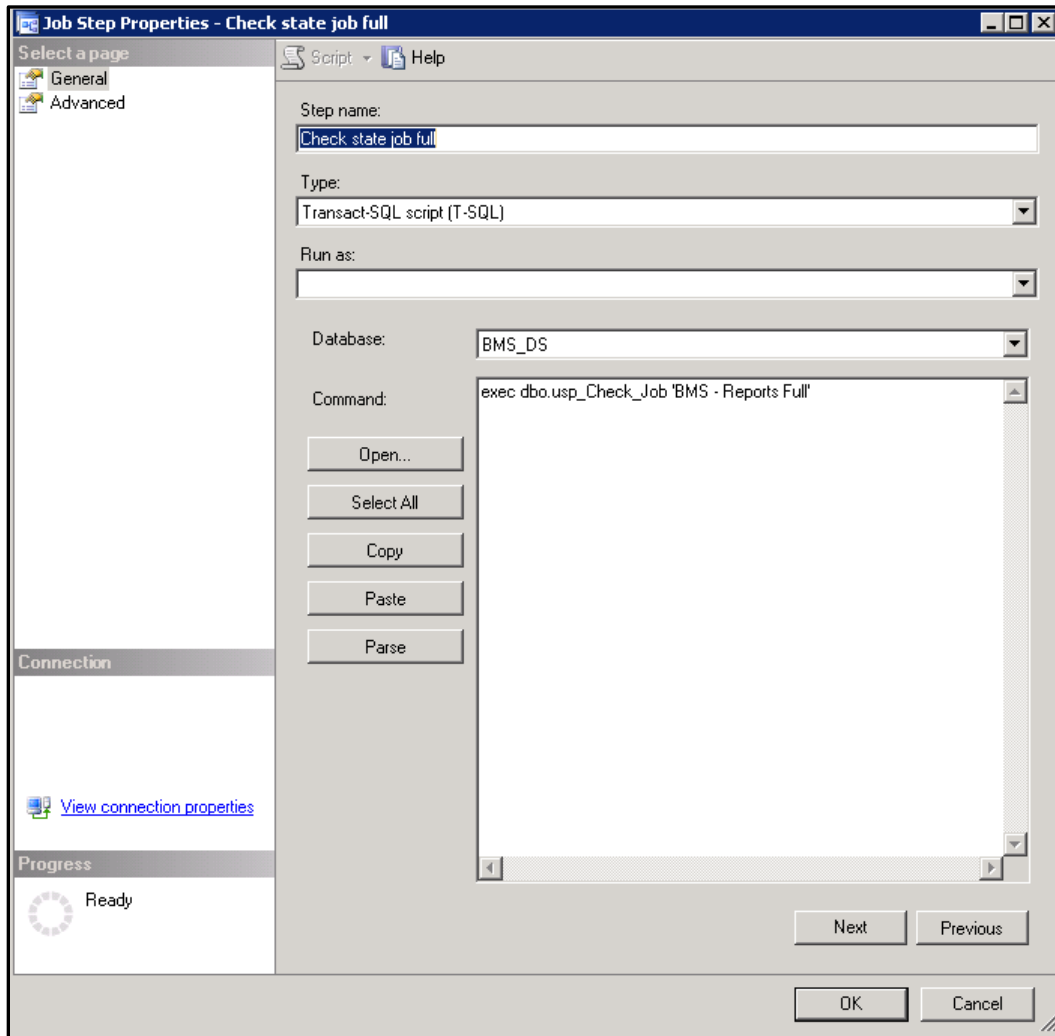
**Step 1.** Start job incremental: this is only an informative step for the log file.

**Figure 25-BMS-Start Job Incremental**



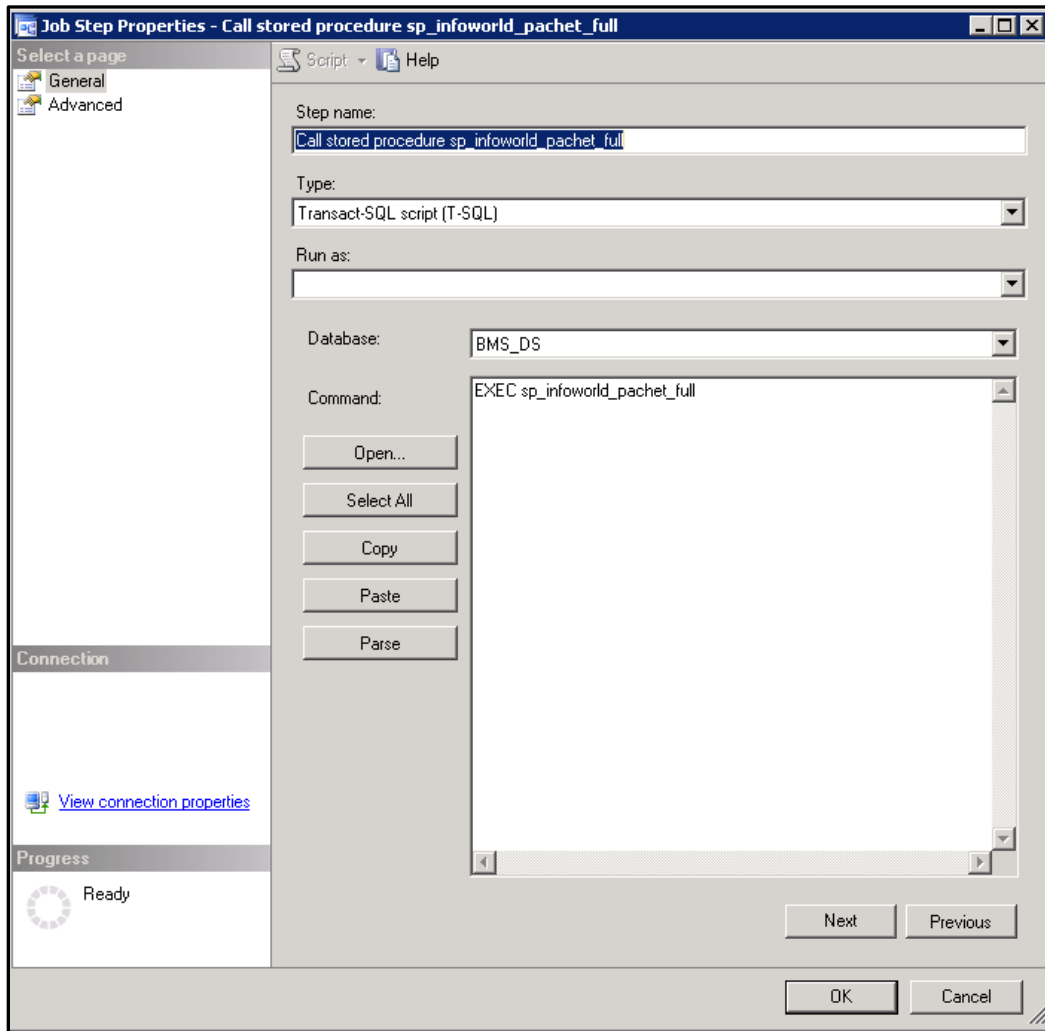
**Step 2.** Check state job full: it checks the state of the BMS full job described above in order to be sure that it is not currently running, in which case the incremental job cannot continue.

**Figure 26-BMS-Check State Job Full**



**Step 3.** Call procedure `sp_infoworld_incremental_package`: makes all the necessary updates from the source databases to the BMS\_DS database. When rows are deleted in the source tables, an update is made in BMS\_DS database (in the necessary tables) by changing a flag column's value to 1 (deleted) from 0 (existing).

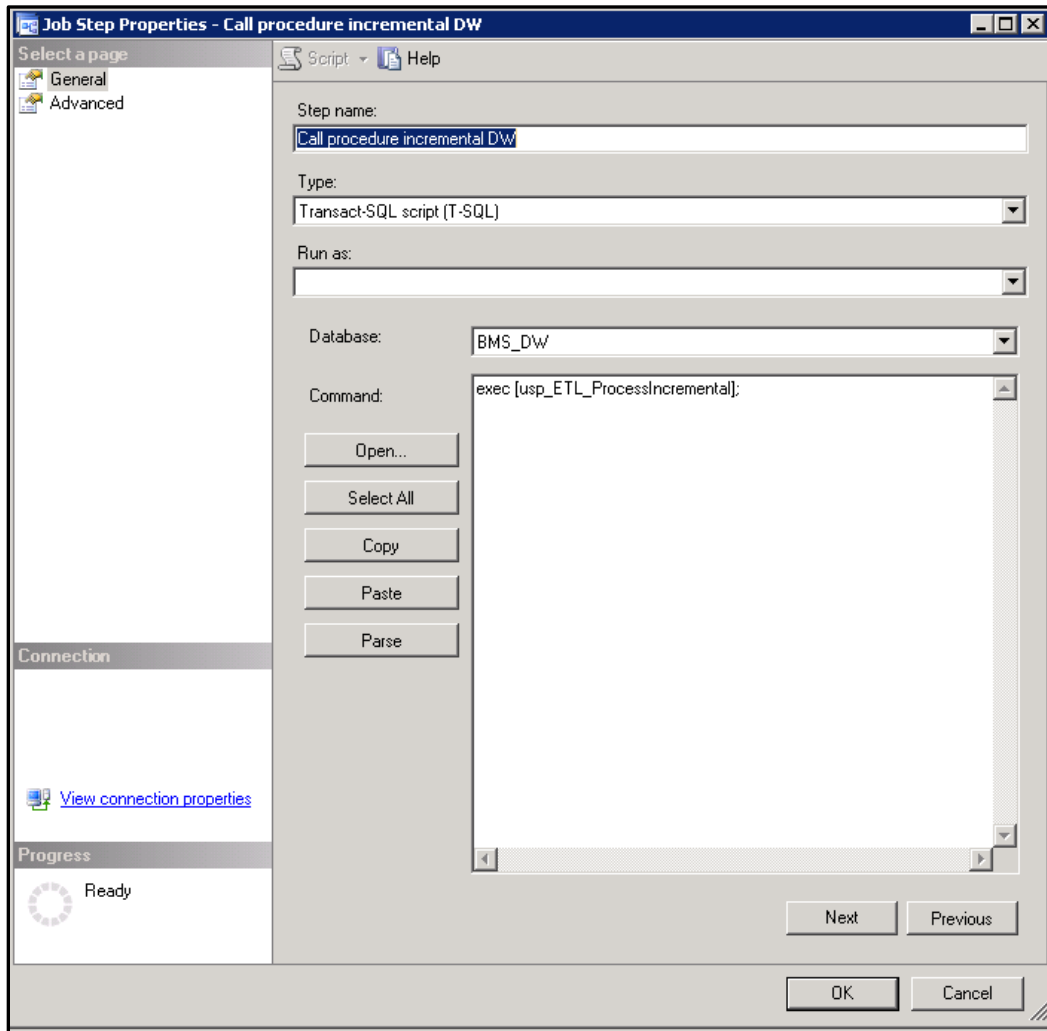
**Figure 27-BMS-Call Procedure Properties**



**Step 4.** Call procedure incremental DW: will search for any new, updated, or deleted row in BMS\_DS database's tables in order to do the correspondent operations in its tables.

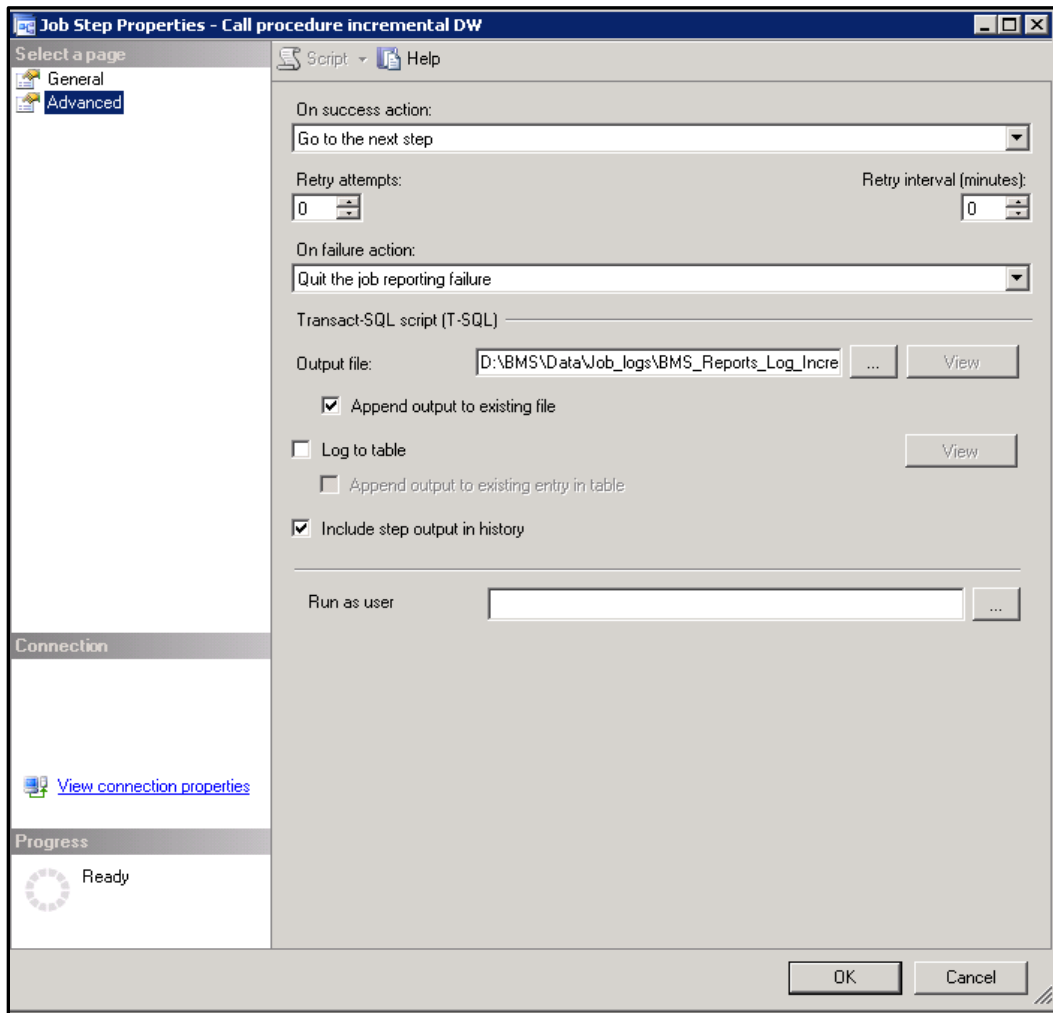


**Figure 28-BMS-Call Procedure Incremental**



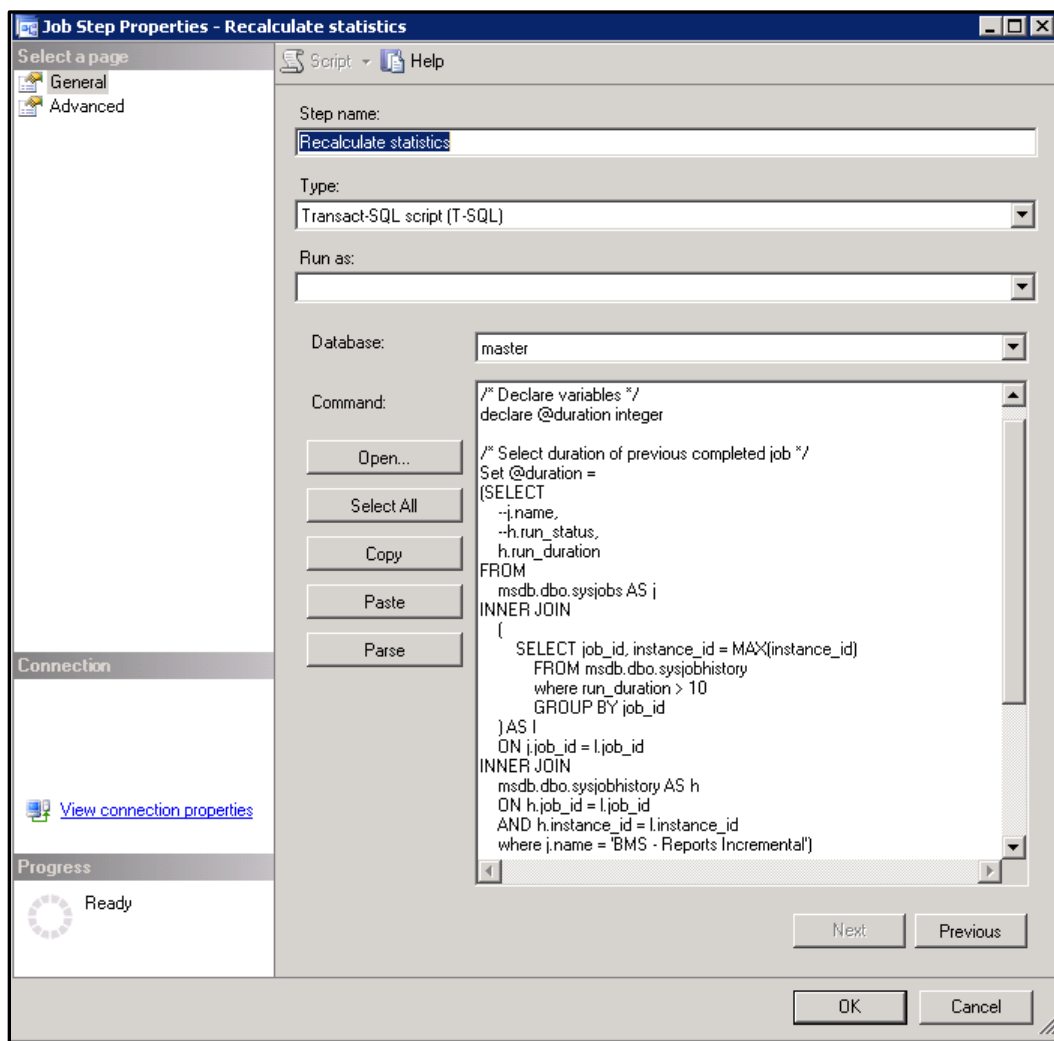
For each step a log file can be set, see screenshot below for step 4:

**Figure 29- BMS Incremental Path File Log**



**Step 5.** If the duration of the last completed incremental job exceeded 3 minutes, then recalculate statistics to improve query plan execution for the next job run.

**Figure 30- BMS-Call Procedure Recalculate Statistics**



### 2.4.3. BMS Reports Windows Management Instrumentation (WMI)

This job runs a process through Windows Task Scheduler “BMS - Execute WMI\_UserGroup” that takes all the users and user groups from the Active Directory and inserts them in BMS\_DW database.

In order to run the process successfully, the user needs to configure WMI\_UserGroup.config file (Reference Table 12 - WMI User Group Configuration Parameters) and set the connection of the database in the Connections.xml file. These files are stored in the folder where WMI\_UserGroup application is installed.

The steps performed by this process include the following:

Below are the steps:

1. Deletes from the following tables from the BMS\_DW database:  
 dbo.DOMAIN\_USER\_GROUP

dbo.DIM\_DOMAIN\_USER

dbo.DIM\_DOMAIN\_GROUP

2. Inserts the domain groups (all) into dbo.DIM\_DOMAIN\_GROUP table
3. Inserts the users (all) into the dbo.DIM\_DOMAIN\_USER table
4. Inserts the users group information into the dbo.DOMAIN\_USER\_GROUP table.
  - a. Here it determines who belongs to what group and adds them, since a single user can belong to many groups
6. Writes the log messages
7. Closes the connections
8. Exits

Windows Task Scheduler calls a Batch script:

D:\BMS\Data\WMI\_UserGroup\WMI\_Wrapper.BAT

The script sets up some variables for Log Files. The 'Start' time is recorded in a variable then calls the WMI\_UserGroup binary file. After the execution of the binary file the 'End' time is recorded. Calculations for the duration are done between the 'Start' and 'End' times, the metrics is sent to Introscope via a batch script which calls a Powershell script to send the Data. If the 'Duration' was less than 8 minutes, the base wrapper script is called again with an additional parameter of "2" added (Second run).

Introscope records the 'Duration' and 'Exit' Results of the binary executable. If the second run also fails to complete with a duration longer than 8 minutes, email alerts are sent via the Introscope rules engine.

## **2.5. Ward Whiteboard Kiosk Mode Display Configuration (BMS Whiteboard Kiosk Setup)**

An electronic kiosk (or computer kiosk) houses a computer terminal designed to function while preventing users from accessing system functions. BMS has adopted the use of electronic kiosks to provide sites with the capability to setup Large Screen Displays for the BMS Ward Whiteboard for greater visibility. The Whiteboard Kiosk is read only access page that presents an overview of the beds in the current facility (or in the selected ward) and allows the user to assess at a glance the bed availability in their facility (or ward). Kiosk mode locks down the user interface to protect applications from accidental or deliberate misuse. These displays should be placed carefully, considering that confidential patient data (Social Security Number) should not be in view of people who are not authorized to see it.

**Figure 31- BMS Ward Whiteboard Screen**

BED	PT	STAFF	ATTENDING	COMMENTS	DISCH STATUS	BED STATUS	WARD	NUP	LOS WARD 000:HH
CR400-1T									
CR400-2T									
CR400-3T									
CR500-1T									
CR500-2T			SHALE, JOHN				T CR - GENERAL CWT/TR	⚠	17:04
CR700-1T									
CR700-2T			HINZE, KARLA				T CR - GENERAL CWT/TR	⚠	23:04
CR700-3T			SHALE, JOHN				T CR - GENERAL CWT/TR	⚠	21:04

Setting up for the BMS Whiteboard Kiosk involves a series of steps that most often are performed by IT staff with access to Local Site network configuration and/or staff with authority to request the required Local Site and Active Directory (AD) network configuration changes.

Steps for configuring the BMS Whiteboard Kiosk can be divided into three major categories:

- The Ward Whiteboard Kiosk URL
- The Network User for BMS Kiosk Access
- The Kiosk Workstation for Local Site Use

Each category involves a series of required steps to ensure successful operation of the Kiosk. Following is an outline of the process to setup and configure the BMS Whiteboard Kiosk for a local site.

- 1) Create the Ward Whiteboard Kiosk URL. See details in [2.5.1 Create the Ward Whiteboard Kiosk URL](#)
  - a) Determine the BMS Whiteboard Parameters for Kiosk Operation and Setup
  - b) Test the URL in a browser
- 2) Set up a default user for the kiosk. See details in [2.5.2 Set up a default user for the BMS Kiosk](#)
  - a) Set up the Network User for BMS Access
  - b) Configure the Whiteboard Kiosk Default Login User in BMS
  - c) Assign a Role to the Whiteboard Kiosk Default User in BMS
- 3) Set up the Workstation / Kiosk Machine. See details in [2.5.3 Set up the Workstation / Kiosk Machine](#)
  - a) Disable the Screen Saver
  - b) Configure the Power Settings to Disable Sleep and Standby Mode
  - c) Configure Auto Log in Option and stop MS Lync from opening upon start up
  - d) Set the URL as the Home Page in IE
  - e) Add https://vaww.bms.va.gov to “Trusted Sites” in IE
  - f) Add to the start-up commands (Windows) the launch of the browser
  - g) Close IE, and restart to test
  - h) Set Registry Keys to configure Kiosk for local Site use

## 2.5.1. Create the Ward Whiteboard Kiosk URL

The Ward Whiteboard display uses parameters to determine the behavior of the display. For example, the whiteboard can display a specific ward or ALL wards for a site by setting the parameter **wardName**. Below is a description for each whiteboard display parameter along with available options for each.

**Table 15-Ward Whiteboard URL Configuration Parameters**

Parameter	Short Description	Options
facilityCode	Code of facility (e.g., BROCKTON = BRK).	Enter the 3 character facility ID.
wardName	Name of BMS Ward Name. To see all the wards the value that needs to be configured is ALL.	These are the BMS WARDS as defined in the Facility, Site Options, VistA Ward Add/Edit. The Ward name value should match the "BMS WARD GROUP TEXT". A single ward can be entered or the value "ALL" to display all the wards at the facility.
splitScreen	To split the page in two tables enters the value "Yes".	Yes No
displayPTCode	How the patient should be displayed under the column "Patient" (full name or 1st+Last 4) or LastName. <b>LastName is required for Kiosk mode due to Privacy regulations.</b>	FirstAndLast4 <b>LastName</b>
genderColorCode	To change the background color for the row according with patient's gender.	Blue/Pink None
displayFooterCensus	To view the footer census.	Yes No
displayStaffAttending	What column is displayed in the table? (Staff column, Attending column or both).	Staff and Attending Staff Attending
scrollRate	The timer interval will affect the scrolling speed. This parameter can be absent. (If specified then it represents seconds).	Null or an integer value.

### 2.5.1.1. Determine the Parameters for the Kiosk, and Create the URL

Sample URL to display All Wards for site BRK:

<https://vaww.bms.va.gov/WardWhiteboardUrl?facilityCode=BRK&wardName=ALL&splitScreen=No&displayPTCode=LastName&genderColorCode=Blue/Pink&displayFooterCensus=Yes&displayStaffAttending=Staff%20and%20Attending&scrollRate=20>

### 2.5.1.2. Test the URL

Once you have the URL, type it into a browser to test. The BMS Ward Whiteboard should come up. Note: a site can have a different URL for each kiosk.

## 2.5.2. Set up a default user for the BMS Kiosk

Create a network service account for accessing the BMS page. Make sure that it is in an Organizational Unit (OU) that will not get the Enterprise System Engineering (ESE) Federal Desktop Core Configuration (FDCC) / US Government Configuration Baseline (USGCB) User Settings. Set the “Log on to” so the account can only log onto the kiosk PC you are setting up.

### 2.5.2.1. Set up the Network User for BMS Access

- Create AD User with non-expiring password under Service Accounts for the local site. If you are not an AD administrator then provide the following instruction to the AD along with your request for a new service account.

In Active Directory Create a Generic User with a Non-Expiring password in Service Accounts for your location with Access to All Computers.

**NOTE: You will create a single ID, not one for every PC. Also, do not setup auto login with this generic account at this point as PCs will automatically lock at this level.**

- Right click the “Service Accounts” folder (VXX.med.va.gov/VISNxx/Facility(XXX)/Service Accounts) and select New...User.

**NOTE: Do not use the “Service Accounts” folder directly under vXX.med.va.gov.** Under First Name, enter vhaXXX\_\_\_\_\_ (such as vhaSTLBMSUser)

- Enter the same under “User Login Name”
- Enter a password when prompted and select
- Uncheck “User must change password at next logon”
- Check “Password never expires”
- Click “OK” at the warning that the user will not be prompted to change the password.
- Click “Next”
- At the top of the screen the path should read, “vXX.med.va.gov/VISNxx/Facility(XXX)/Service Accounts”
- Uncheck “Create an Exchange Mailbox”
- Click “Next”
- Review confirmation screen for accuracy and click “Finish”.
- Your new account should be available in your “Service Accounts” list. You may have to refresh your list to see it.
- Double-click your new account, in the description field, add SERVICE ACCOUNT: VHAxxxxxxxx(YourUserName): BMS DISPLAY
- In the Account tab, ensure “This user can log on to “All computers”. Do not identify any specific computers.
- When you are finished, your new account in the Service Accounts list should only show a Name, Type, and Description. All other fields should be blank.

### 2.5.2.2. Configure the Whiteboard Kiosk Default Login User in BMS

For the current facility that will display the associated Whiteboard page, a default user needs to be configured in BMS application for the Ward Whiteboard Kiosk.

To configure the Whiteboard Kiosk Default User:

- Go to the *BMS Site Home Page*
- Click on the *Site Options* link
- Click on the *Facility Setting* link
- Fill the fields “*Whiteboard Kiosk Default User Name:*”, “*Whiteboard Kiosk Password:*” and “*Whiteboard Kiosk Password Confirm:*” with the BMS Service Account ID
- Click *Submit*

Figure 32-Facility Settings

Facility Configuration - VA NORTH TEXAS HEALTH CARE SYSTEM: DALLAS VA MEDICAL CENTER (NTX)	
PARAMETER	OPTIONS
BMS Server Time Zone	CENTRAL STANDARD TIME
Facility Site Time Zone	CST <input type="button" value="v"/>
Auto-Removal Patients Pending Bed Placement List?	Yes <input type="button" value="v"/>
Auto-Remove Edis Patients from Pending Bed Placement List?	No <input type="button" value="v"/>
Auto Placement of Transfers onto PPBP List?	Yes <input type="button" value="v"/>
Integrated Facility?	No <input type="button" value="v"/>
Facility Name:	VA NORTH TEXAS HEALTH CARE SYSTEM: DALLAS V/
Facility Address 1:	4500 S. LANCASTER RD.
Facility Address 2:	DALLAS, TEXAS 75216
Facility Point-of-Contact:	JEFF ALLEN
Facility POC Email:	JEFFREYD.ALLEN@VA.GOV
Facility POC Telephone:	214 857-4607
Local Time Adjust:	0
EMS Default User Name:	vhantbedmgmt
EMS Password:	
EMS Password Confirm:	
Whiteboard Kiosk Default User Name:	vhantkioskmsw
Whiteboard Kiosk Password:	
Whiteboard Kiosk Password Confirm:	
<input type="button" value="Submit"/> <input type="button" value="Cancel"/>	

### 2.5.2.3. Assign a Role to the Whiteboard Kiosk Default User in BMS

Each facility must assign the BMS “EMS USER” Role to the Service Account ID created to run the Whiteboard Kiosk URL. This assignment can be done from the **BMS Admin Section** → **Add/Edit BMS User** hyperlink or Facility **Site Options** → **BMS User Add/Edit** hyperlink.

- Click the *Select Existing NT User Name* button
- Select the correct *VISN Domain* from the left Drop Down Box.
- In the *User Name* box enter the BMS Service Account ID created for the BMS EMS/Whiteboard Kiosk. Then click the *Find* button
- Click the *Selected Radio* button for the user. Then click the *Select* button.
- In the *EMS User* box, select “*Yes*”. All other roles should be “*No*”.
- In the *Default Region* box, select the correct *Region*.
- In the *Default VISN* box, select the correct *VISN*.
- In the *Default Site* box, select your *Site*.
- In the *READ Access* box, select “*Yes*”.



- In the *WRITE Access* box, select “Yes”.
- Click *Submit*

**Figure 32- Whiteboard Kiosk User Role Assignment**

### 2.5.3. Set up the Workstation / Kiosk Machine

After setting up the workstation / Kiosk machine, it will automatically log in to Windows, and automatically login to BMS.

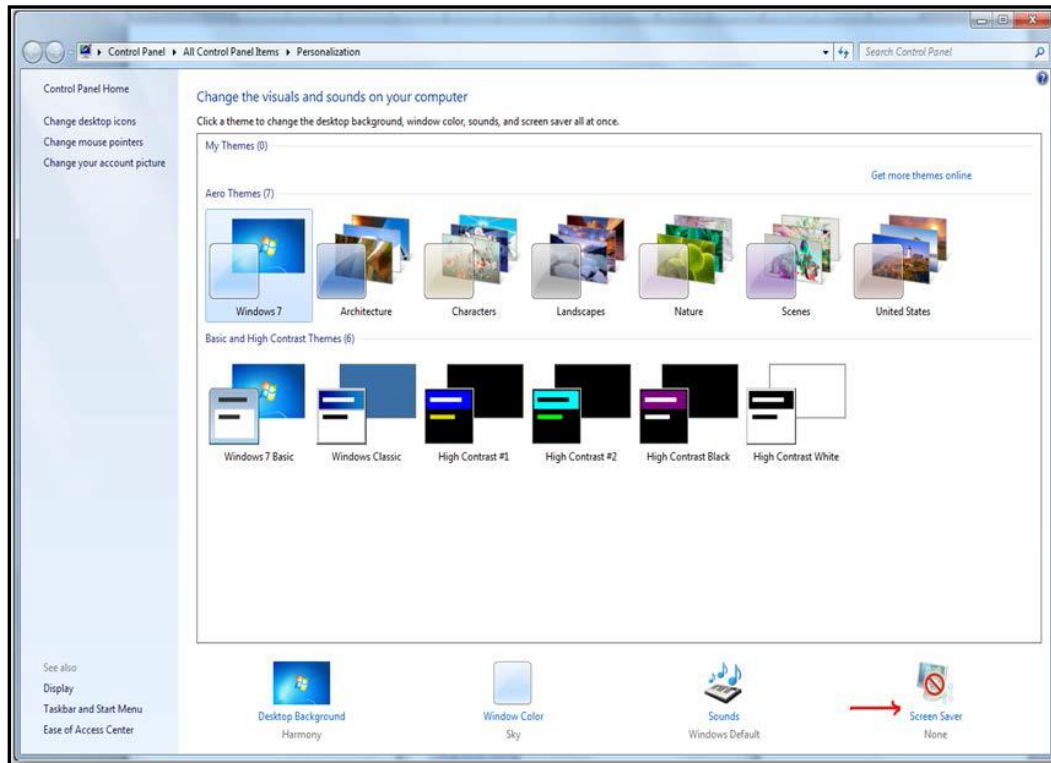
#### 2.5.3.1. Disable Screen Saver

In order to display the Whiteboard page continuously the screen saver needs to be disabled.

**NOTE:** The Windows menu that allows the disable of the screen saver might be different from one version of Windows to another. For example, for Windows 7 the needed operations are:

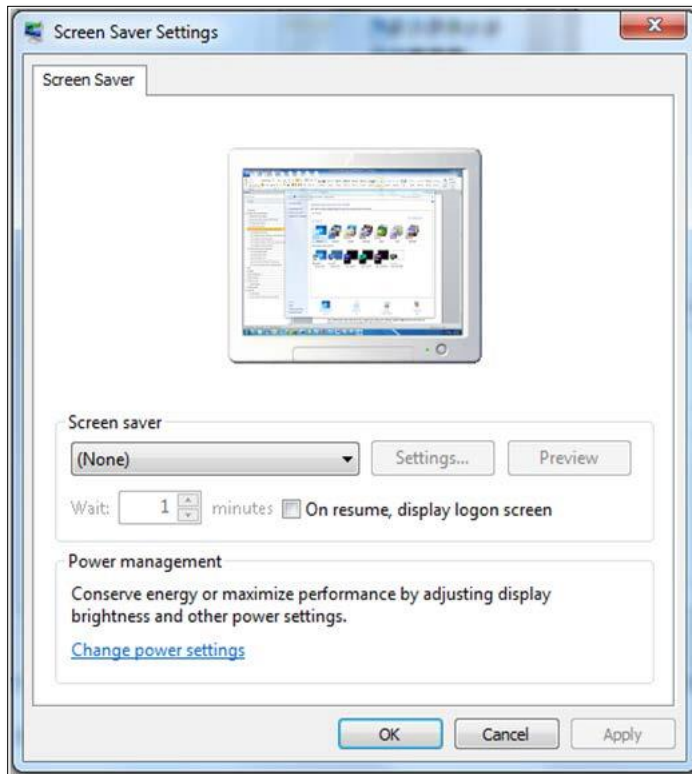
- Right click on the desktop
- Click *Personalize*
- Click on the screensaver button on the lower-right part of the page

**Figure 33- Screen Saver Option**



- *Select **None** from the screensaver drop down on the displayed form*

**Figure 34- Screen Saver Settings Window**



- *Click **OK**.*

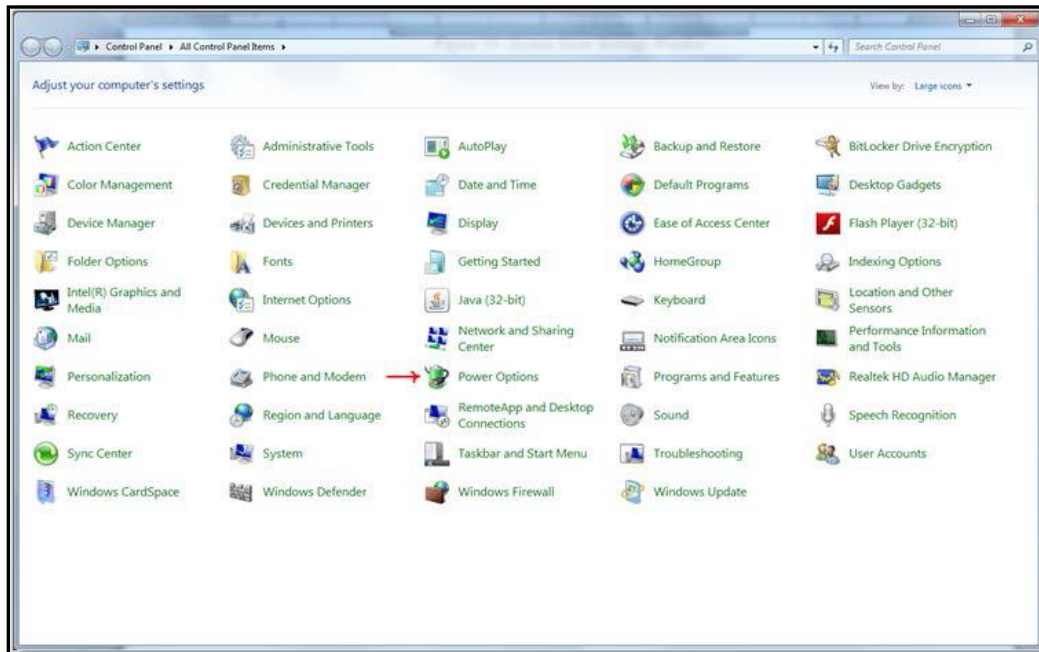
### **2.5.3.2. Configure Power Settings: Disable Sleep and Stand-by Mode**

In order to display the Whiteboard page continuously the power settings need to be adjusted so that the computer will never enter into hibernate or stand-by and also the screen will never turn off.

**NOTE:** The Windows menu that allows the configuration of the power settings might be different from one version of Windows to another. For example, for Windows 7 the needed operations are:

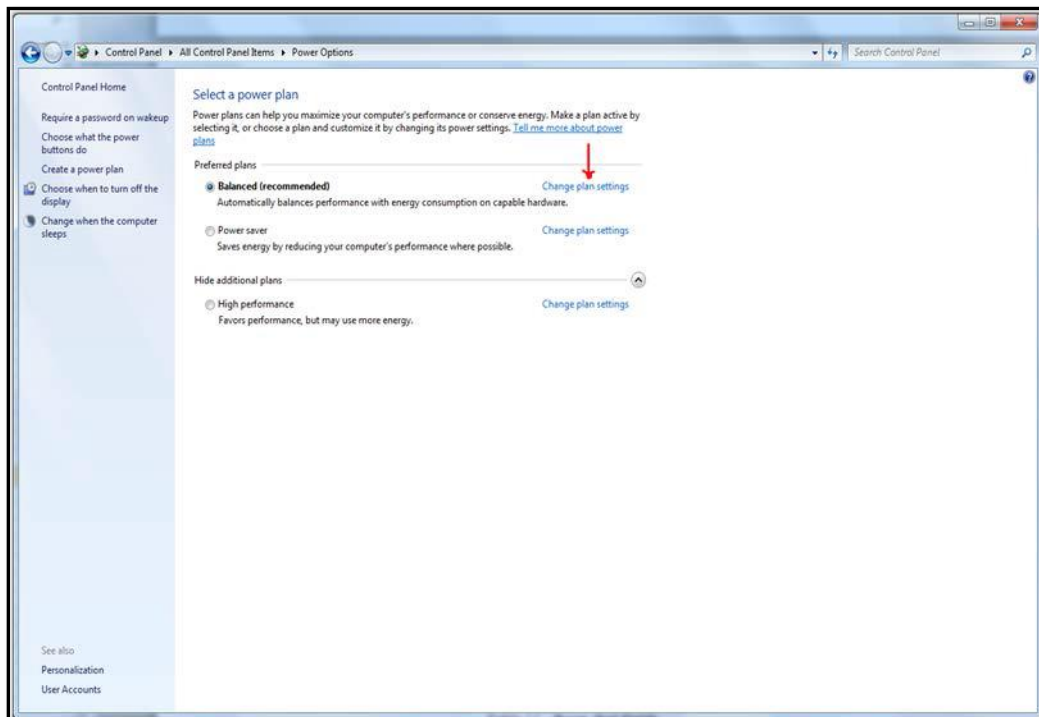
- *Go To Control Panel*
- *Select **Power Options***

Figure 35- Power Options



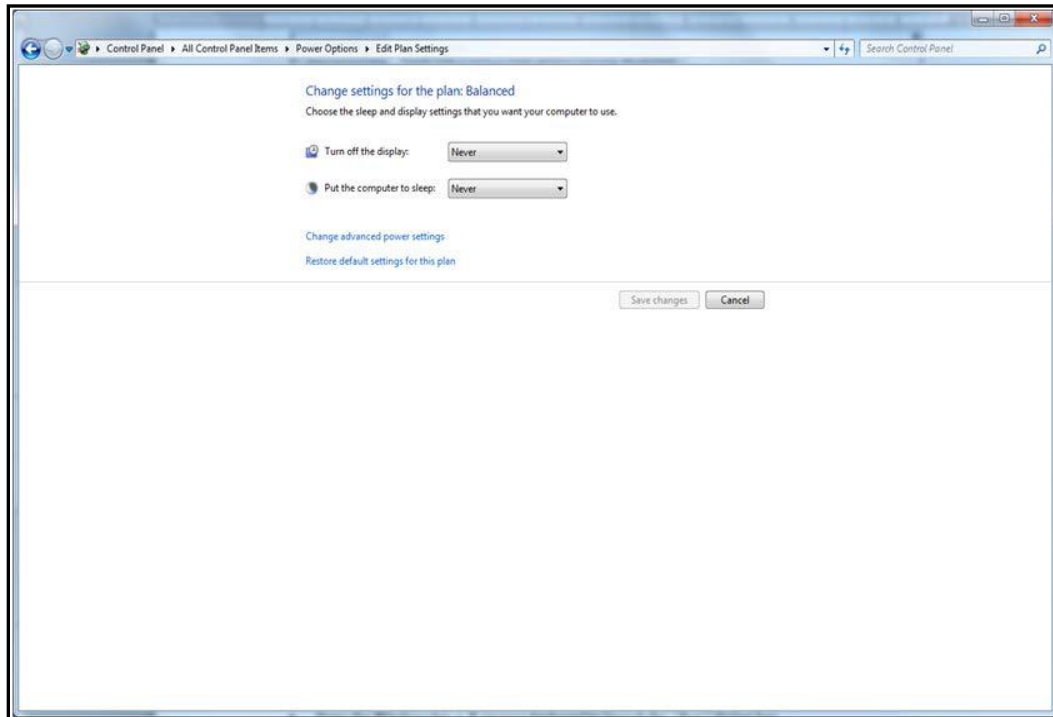
- Click on “**Change Plan settings**” for the active plan

Figure 36- Change Plan Settings Option



- Select “**Never**” from the drop downs associated with “**Turn off the display**” and “**Put the computer to sleep**”.

**Figure 37- Power Options Settings**



- Click “*Save changes*”.

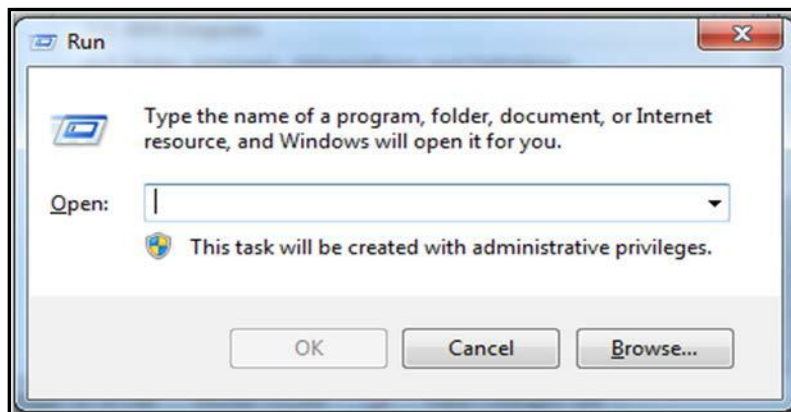
### 2.5.3.3. Configure Auto-Login Option and Stop Microsoft Lync from Opening upon Start Up

**Configure Auto-Login:** The computer that will display the Whiteboard page needs to have the auto-login configuration set to” true”.

**NOTE:** The Windows menu that allows the configuration of the auto-login settings might be different from one version of Windows to another. For example, for Windows 7 the needed operations are:

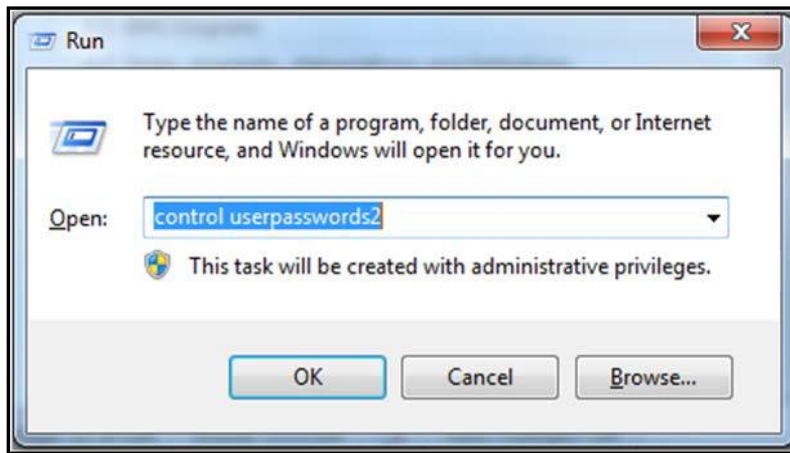
- Press the **Windows key + R** on your keyboard to launch the “Run” dialog box.

**Figure 38- Run Window**



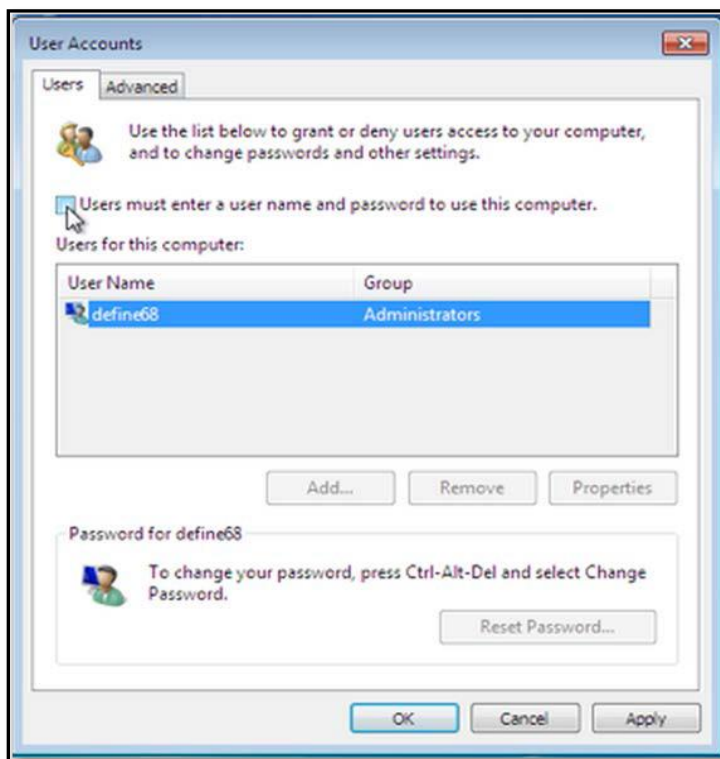
- Type in *“control userpasswords2”*

**Figure 39- Run Window with Command Entered**



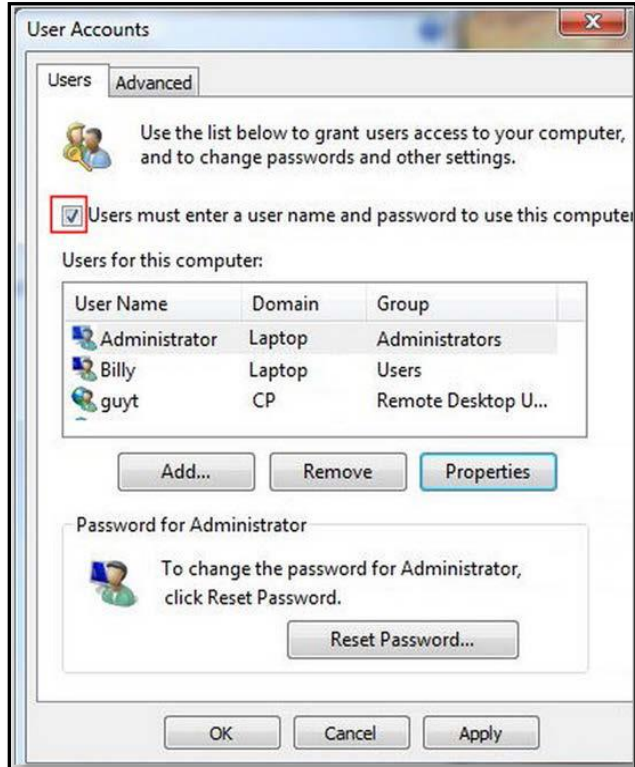
- Press *Enter*. The User Accounts window will display.

**Figure 40- User Accounts Window**



- Uncheck the option *“Users must enter a user name and password to use this computer”* for the BMS Default Kiosk User Account

**Figure 41- User Accounts**



- Click **“OK”**

Stop Microsoft Lync from opening at startup: **To stop Microsoft Lync from opening at startup follow the steps below:**

- *From the Start Menu,*
- *Go to All Programs >Microsoft Lync*
- *Open Microsoft Lync*
- *Go to Tools>Options>Personal*
- *Uncheck “automatically start Lync when I log on to Windows” & “Show Lync in foreground when it starts”.*

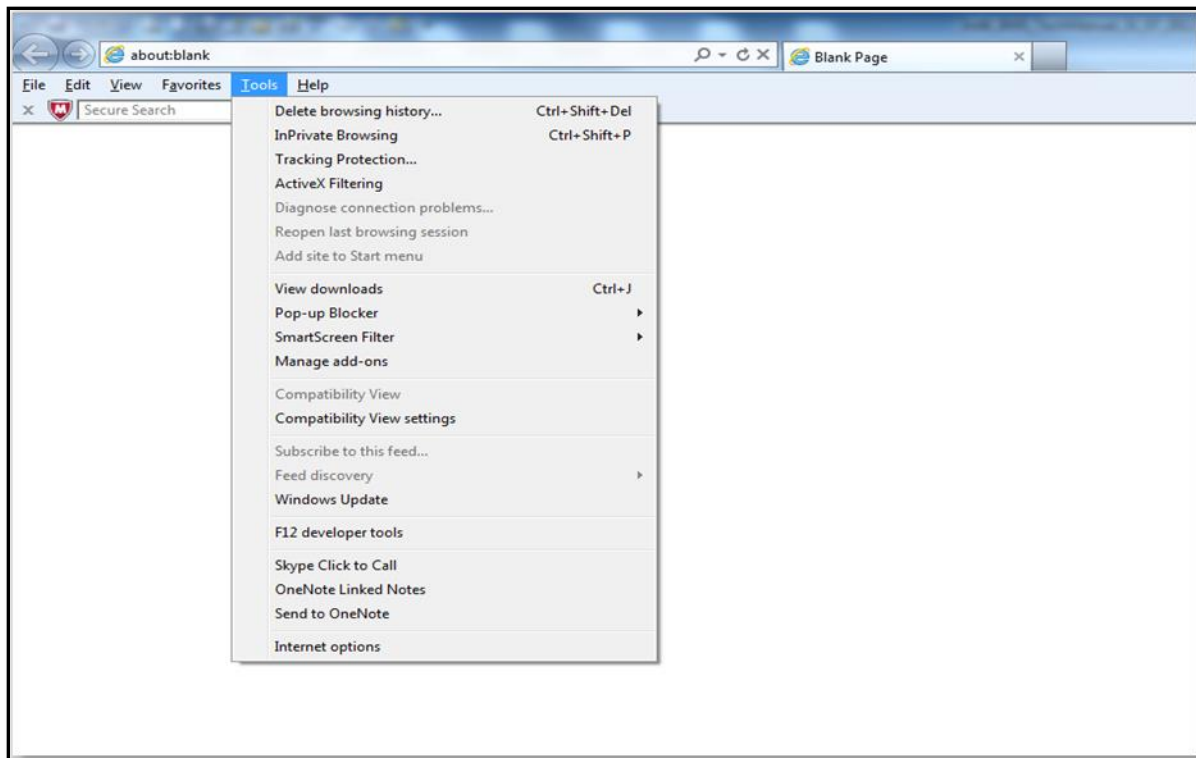
#### **2.5.3.4. Set the URL (from step 2.5.1) as the Home Page in Internet Explorer**

The specific Ward Whiteboard Kiosk URL needs to be configured as the Home-Page for the intended browser. The menu to set the default home-page might differ from one browser to another.

For example, for Internet Explorer (IE) 9.0 the user needs to:

- *Select **Tools** menu*

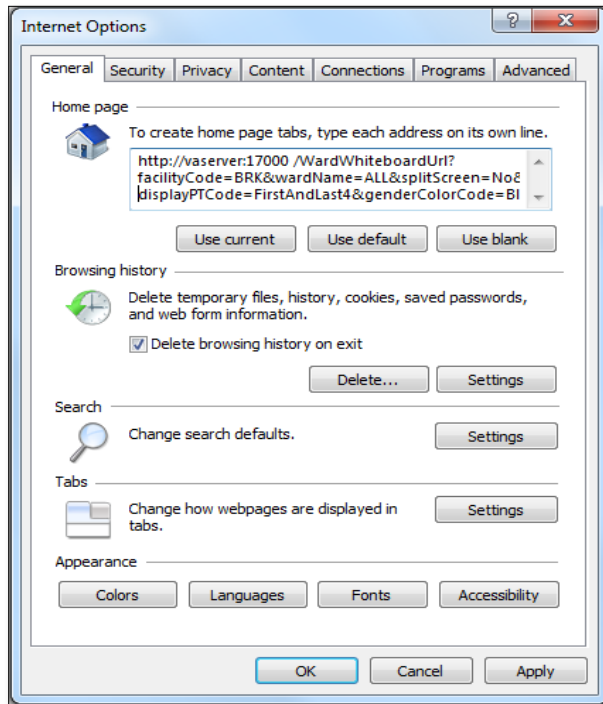
Figure 42- Tools Menu of Internet Explorer



- *Select **Internet Options***
- *On the General tab, under the homepage text field enter the URL*
- *Click **OK***



**Figure 43- General Tab of Internet Options**



### **2.5.3.5. Add BMS to the “Trusted Sites”**

To add BMS to “Trusted Sites” in Internet Explorer

- *Go to **Tools>Internet Options>Security>Trusted sites>Sites***
- *In the “Add this website to the zone:” field, enter <https://vaww.bms.va.gov>*
- *Click **Add***
- *Click **OK***

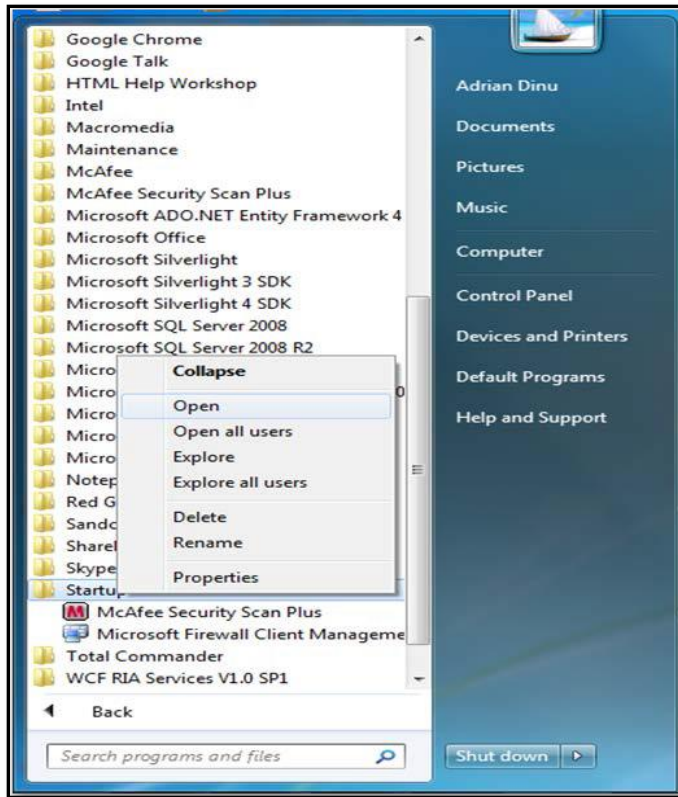
### **2.5.3.6. Add the Launch of the Browser to the Windows Start Up Commands**

The next step is to add to the startup commands the launch of the chosen browser.

**NOTE:** This operation might differ from one version of Windows to another. For example, for Windows 7 the steps needed are:

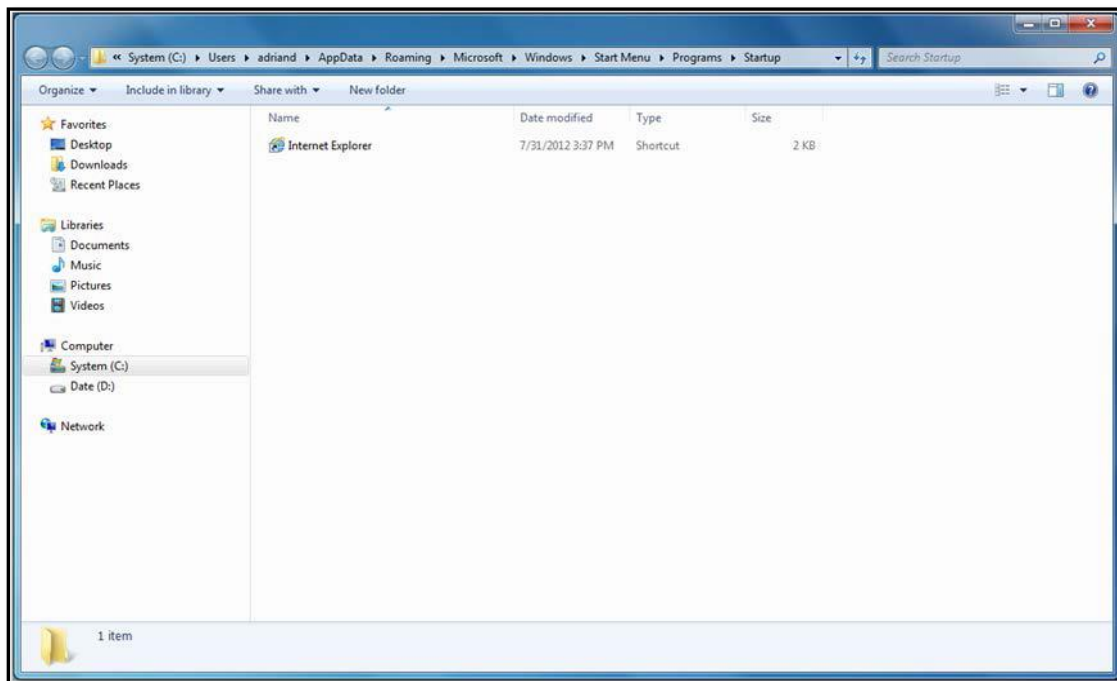
- *Click **Start***
- *Select **All Programs***
- *Right click on the **Startup** folder*
- *Select **Open***

Figure 44- Open Option



- Create a shortcut of the Internet Explorer and copy it to Startup folder

Figure 45- Internet Explorer Shortcut



### 2.5.3.7. Test the Kiosk

Close Internet Explorer. Restart Internet Explorer. The BMS Ward Whiteboard for the Kiosk should come up.

### 2.5.3.8. Set the Registry Keys to Configure the Kiosk for Local Site Use

The purpose of the following steps is to configure Kiosk workstation to serve one function only: BMS Ward Whiteboard display. The following instruction leads you through a series of steps that effectively lock down the workstation for this purpose. Access to workstation software and/or desktop will be prevented after the configuration setup is complete. The Whiteboard Kiosk is read only.

**NOTE:** It is recommended that prior to performing the configuration steps outlined in this section a backup of the existing system be created for rollback / recovery purposes, and that a restoration point be created.

- 1) Modify Registry Settings

**Figure 46-Windows Registry Editor**

#### Restriction.reg

```
Windows Registry Editor Version 5.00

[HKEY_LOCAL_MACHINE\SOFTWARE\Policies\Microsoft\Internet Explorer\Restrictions]
"NoBrowserContextMenu"=dword:00000001
"NoFileOpen"=dword:00000001
"NoOpenInNewWnd"=dword:00000001
```

- 2) Run Restrictions.reg by double-clicking filename from Windows Explorer. Verify settings have been applied.

- 3) Modify Local Group Policy Settings

For local group policy changes run gpedit.msc and make the following changes:

User Configuration\Administrative Templates\System\Ctl+Alt+Del Options

- Remove TaskManager..... Disable
- Remove Lock Computer ..... Enable
- Remove Change Password ..... Enable
- Remove Logoff..... Enable

User Configuration\Administrative Templates\Control Panel\Display

- o Password protect the screen saver ..... Disabled

Verify all settings have been applied. The purpose of these settings is to lock down the workstation for one purpose only, BMS Whiteboard Kiosk.

4) Reboot Kiosk Machine to test set up.

**\*Note:** If Kiosk continually “freezes”, please contact the Service Desk to have an IE Refresher script installed.

## 2.6 Whiteboard Snapshot Configuration

In order to configure the Whiteboard snapshot certain steps, need to be completed:

1. Create snapshot folder
2. Define network share
3. Assign rights to user
4. Assign snapshot folder path to ward group
5. Associate scheduler with the whiteboard report

Suppose the goal is to configure the settings for two BMS Ward Groups: WARD GROUP 1 and WARD GROUP 2.

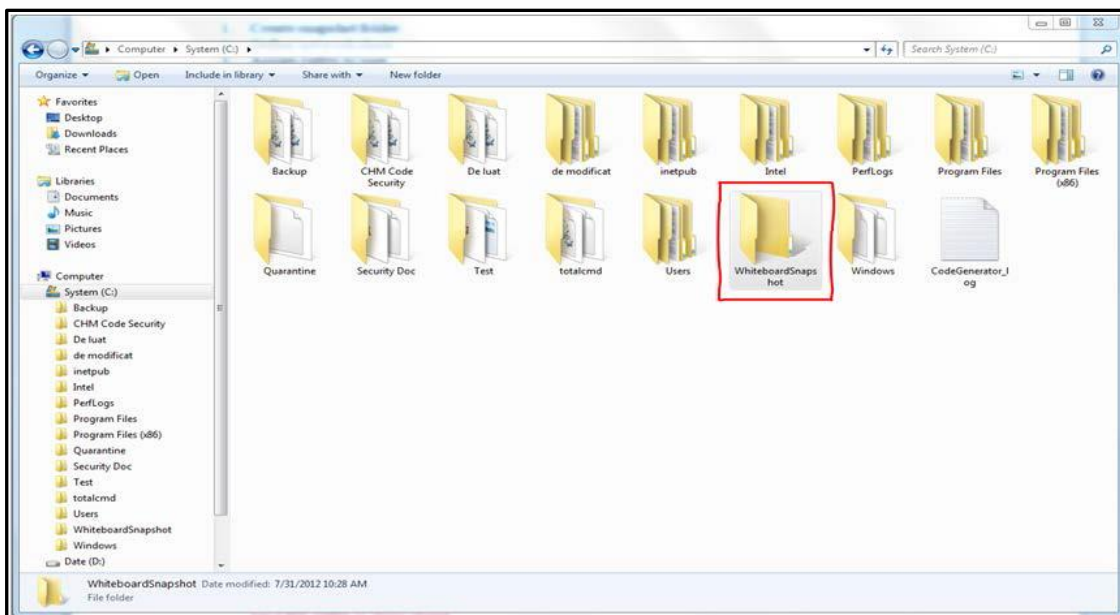
Assuming that these two Ward groups are in different physical locations, a designated workstation will be assigned for each one of them.

For the purpose of example, these workstations are called: WARDGROUP1-PC and WARDGROUP2- PC.

### 2.6.1 Create Snapshot Folder

- on C drive
- Select New folder
- Enter the name of the folder, e.g. WhiteboardSnapshot

**Figure 47- Whiteboard Snapshot Folder**



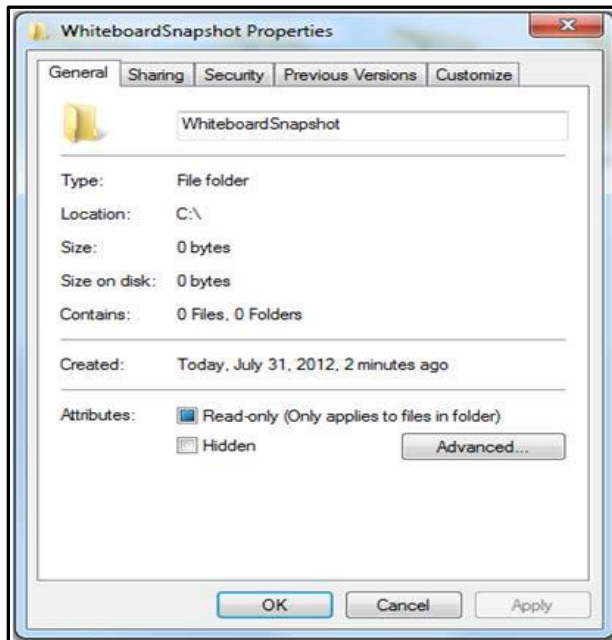
## 2.6.2 Define Network Share

For these two folders (one on each computer) the Network Admin needs to define network shares. For example, assume that the network share name on each computer is “WhiteboardSnapshot”.

**NOTE:** The Windows menu that allows the configuration of folder sharing might be different from one version of Windows to another. For example, for Windows 7 the needed operations are:

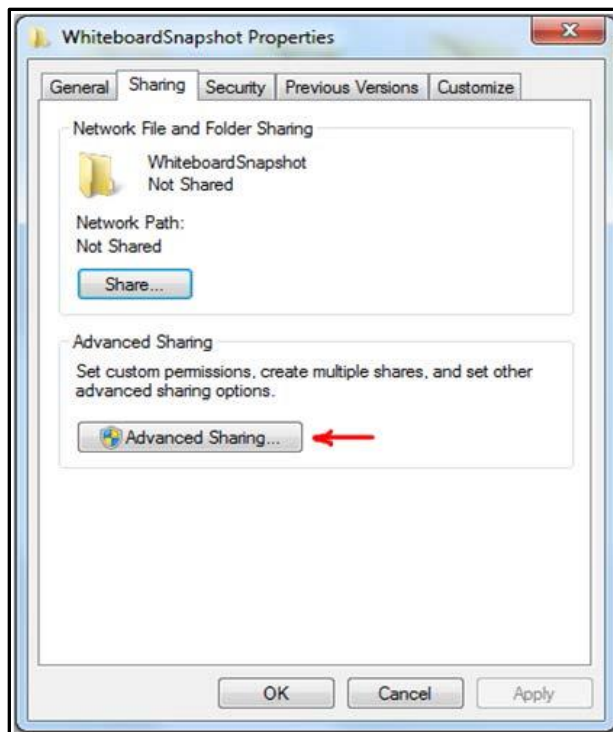
- *Navigate to the “WhiteboardSnapshot” folder, right-click it and choose Properties*

**Figure 48- Whiteboard Snapshot Folder Properties**



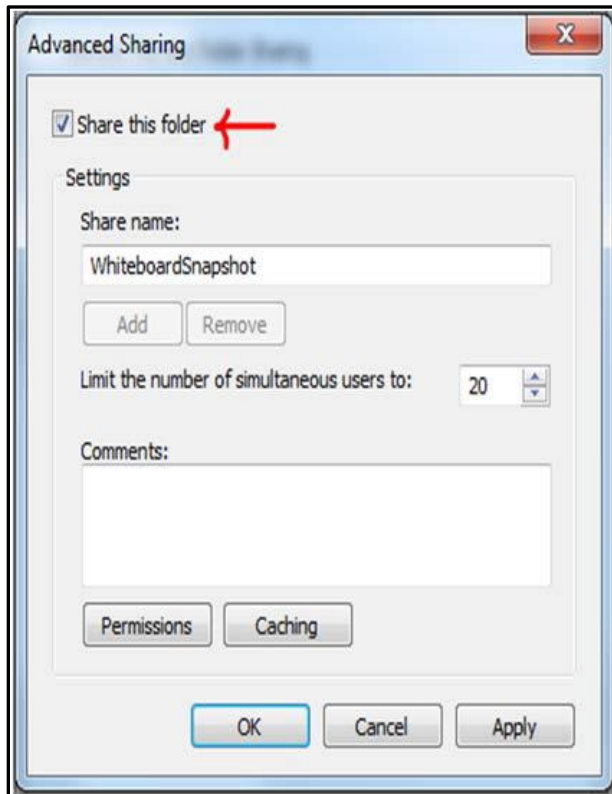
- *Go to Sharing tab and select Advance Sharing option.*

**Figure 49- Advanced Sharing Option**



- *In Advanced Sharing dialog, enable Share this folder option. It will automatically add folder's name as Share name.*

Figure 50- Share this Folder Option



### 2.6.3 Assign Rights to Master BMS Service Account User

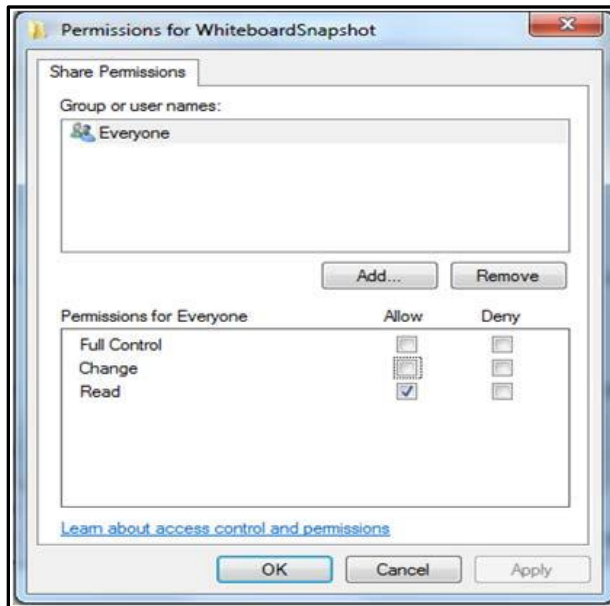
The BMS Application runs under a service account. AITC has created the Windows User (**acc\VAAACBMSPrd**) as the master service account that the BMS Services runs under. The Windows user (**aac\VAAACBMSPrd**) that is configured to be the Login that runs the four BMS Windows Services needs to have full rights to these shares.

This user must have full control on each facilities file folder that is used to store the Whiteboard Contingency Reports.

On Windows 7 the needed operations are:

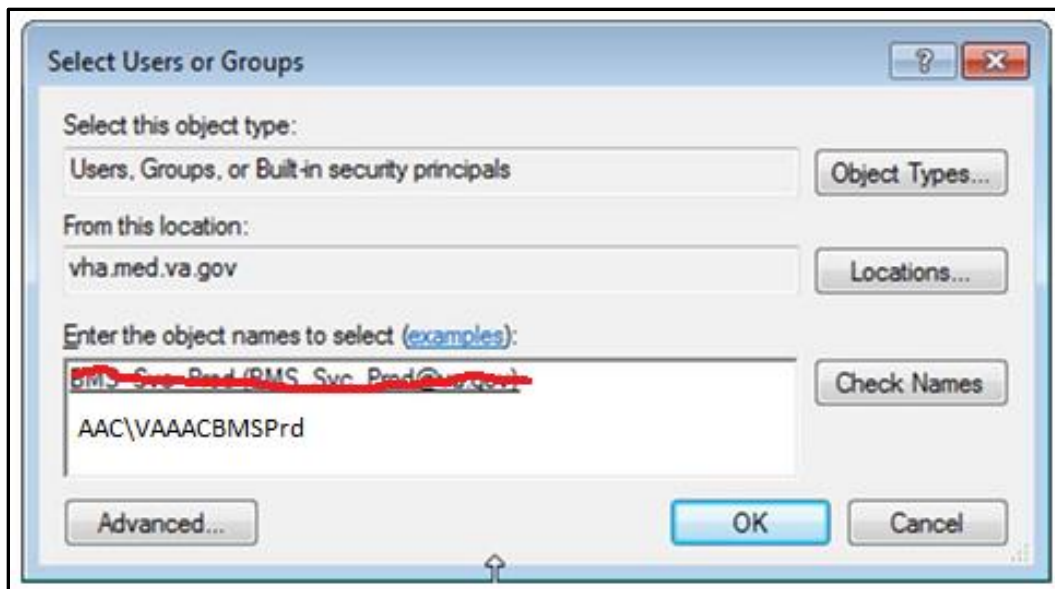
- *Having Advanced Sharing window open click on **Permissions** button to set the folder's permissions.*

**Figure 51- Permissions for Whiteboard Snapshot**



- *In the Permissions window click **Add** button to set the network user rights on the shared folder.*

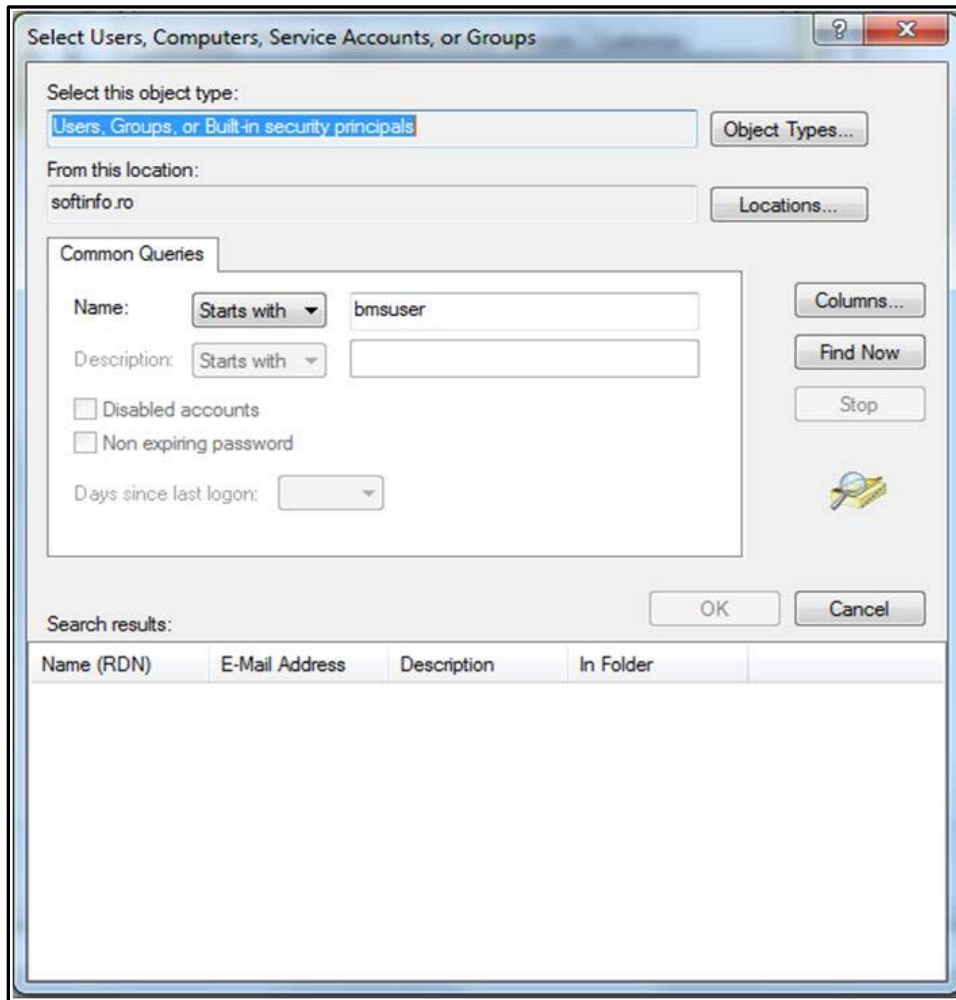
**Figure 52-Select Users or Groups Window**



- *Click “**Advanced**” button to select user*

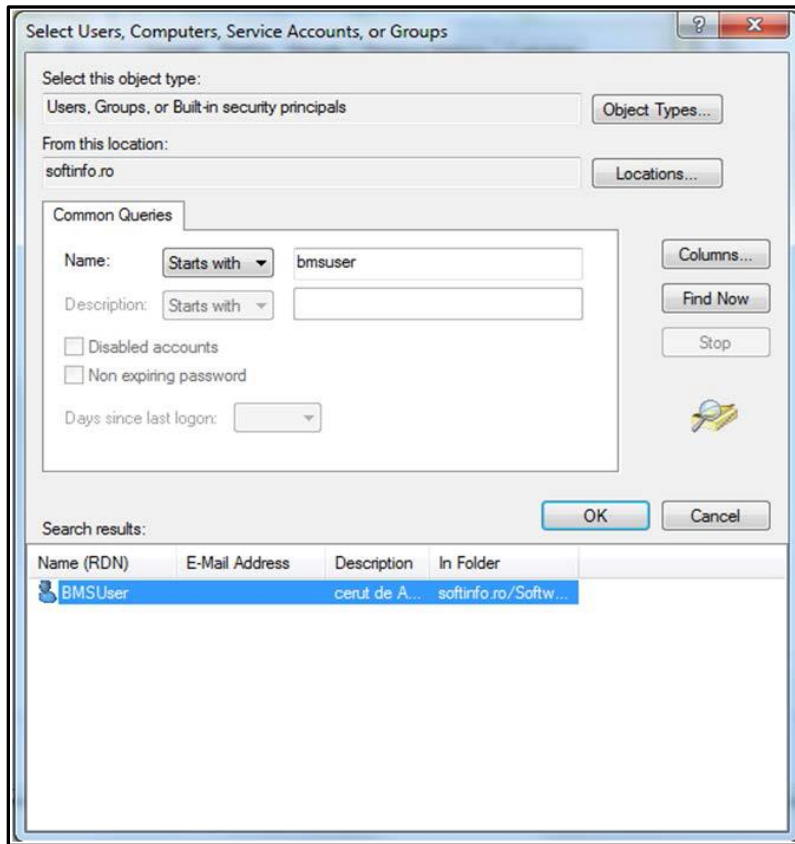


Figure 53- Advanced Section of Select Users or Group Window



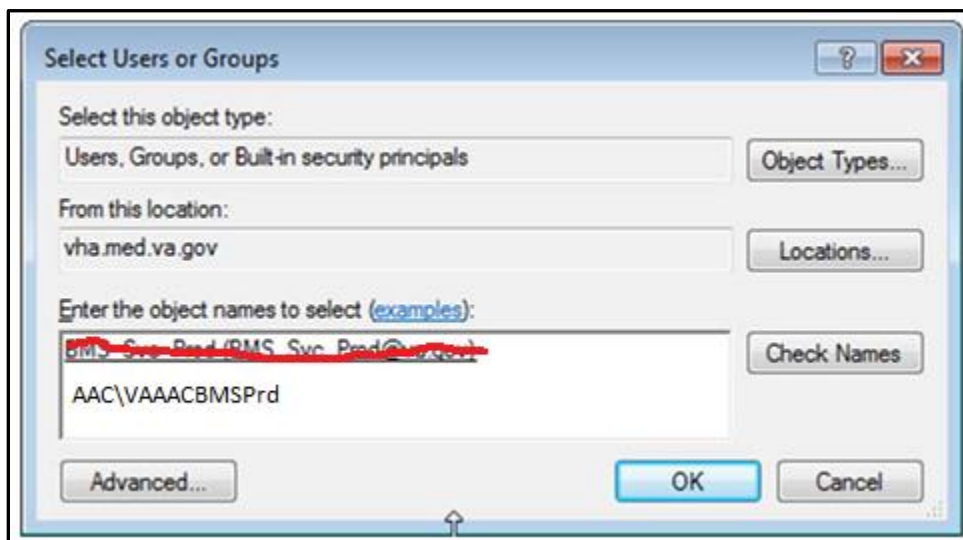
- Enter the name of the user (*aac\VAAACBMSPrd*) that runs the two BMS Windows Services. Click **Find Now** button.

**Figure 54- Search Result Section**



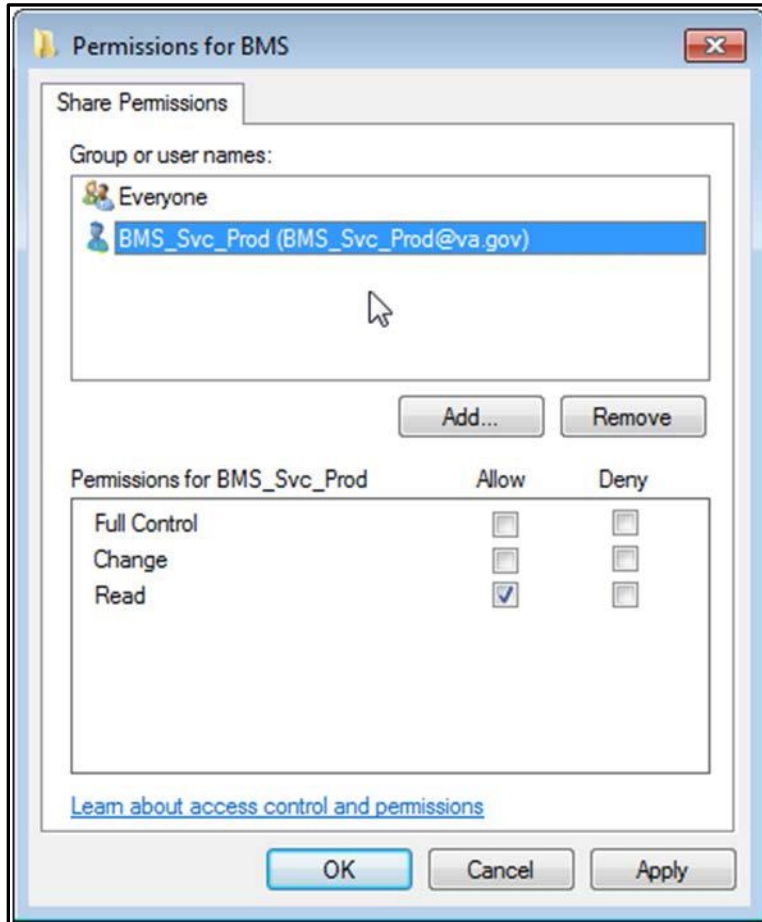
- *Scroll down the Search results section to select the user. Once done, click **OK**. It will add the user within the object names section.*

**Figure 55- Object Names Section**



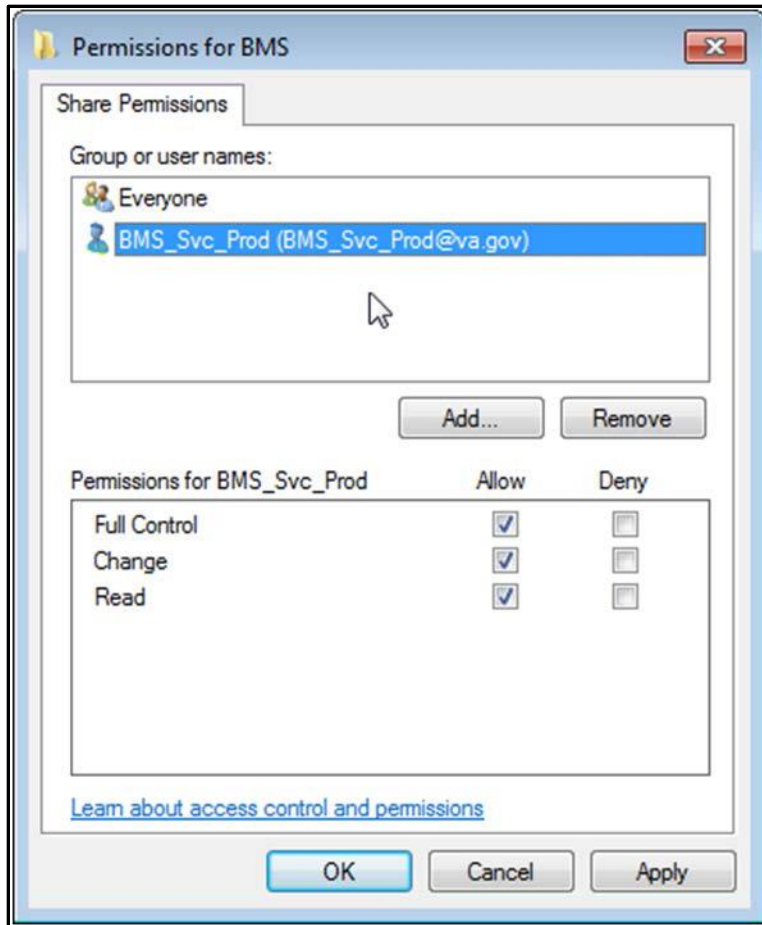
Clicking *OK* will add folder access permission for user and takes you back to *Permissions* dialog, allowing you to configure the permissions for newly added users.

**Figure 56- Permissions Window**



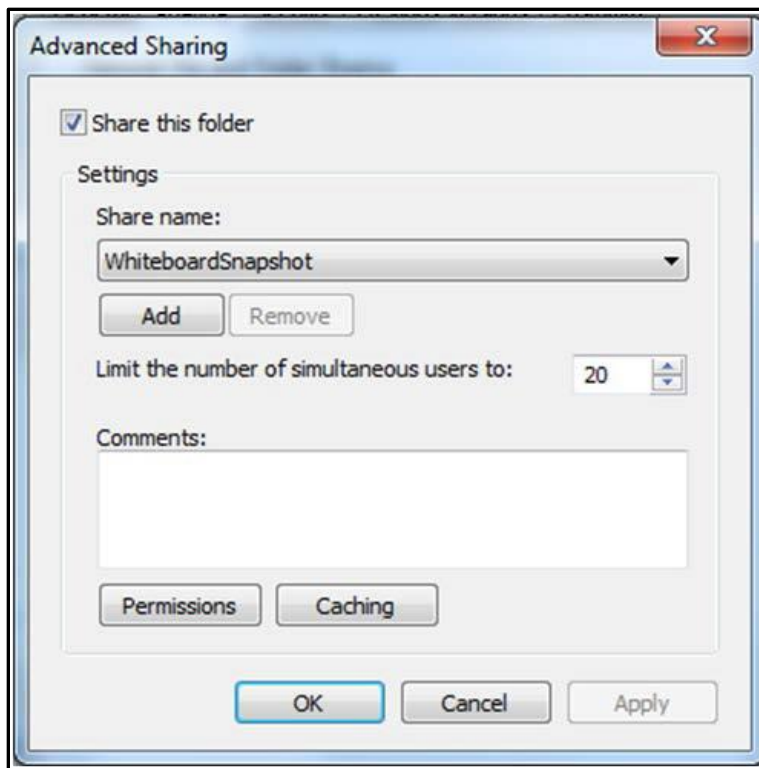
- *Select user, and from Permissions section check Full Control.*

Figure 57- User Permissions



- Click **Ok** to close *Permissions* window. It will take you back to *Advanced Sharing* window.

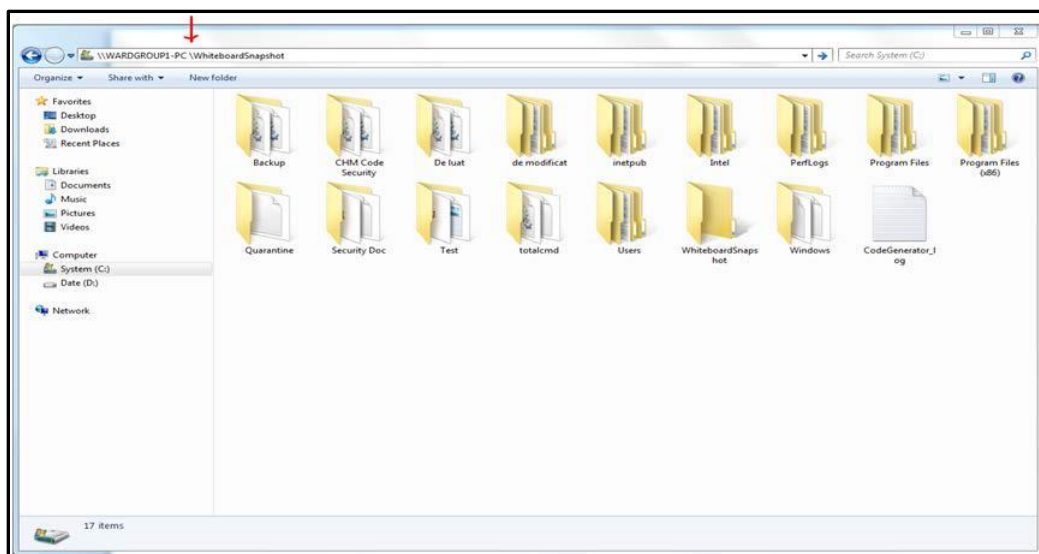
Figure 58- Advanced Sharing Window



- Now, click **OK** to share the folder.
- Close Whiteboard Snapshot properties window.

Having these two folders shared and having that user given the rights previously mentioned, if someone is logged in the network with that user, he/she could access those folders from Windows Explorer using an URI address. See screenshot below:

Figure 59- WardGroup1-PC Path



## 2.6.4. Assign Snapshot Folder Path to Ward Group

Within the BMS Application, under Site Settings and then Contingency Settings page, the Admin should enter the values as captured in the screenshot (\\WARDGROUP1-PC\WhiteboardSnapshot for WARD GROUP 1 and respectively \\WARDGROUP2-PC\WhiteboardSnapshot for WARD GROUP 2).

**NOTE:** The Windows User (`acc\VAACBMSPrd`) must have full read/write access to this folder.

**Figure 60-Contingency Settings Page**

Ward Group	Whiteboard Report Path
WARD GROUP 1	\\WARDGROUP1-PC\WhiteboardSnapshot
WARD GROUP 2	\\WARDGROUP2-PC\WhiteboardSnapshot
WG LILI	

Save

[BMS Home](#) | [Icon Legend](#) | [Information](#)

## 2.6.5. Associate Scheduler with Whiteboard Report

Within the BMS Application, Facility Home page, under Site Options and then Background Processors page, a Scheduler should be associated in the Whiteboard Report section.

Under the Whiteboard Report section:

- In the “Add/Update Scheduler:” field, select the schedule frequency that Whiteboard should be backed up.
- Click **Save Scheduler** button.

**Figure 61- Whiteboard Report Scheduler Association**

Return to Admin Page

Background Processors - VA BOSTON HEALTHCARE SYSTEM, BROCKTON CAMPUS (BRK)

**Whiteboard Report**

Current Scheduler: NONE

Add/Update Scheduler: Every 4 hours

Save Scheduler

**Patients Pending Bed Placement List**

Current Scheduler: NONE

Add/Update Method: Select A Method

Add/Update Scheduler: Select A Scheduler

Save Scheduler

Cancel

[BMS Home](#) | [Icon Legend](#) | [Information](#)

## 2.7 EMS Mobile Device Configuration

In order to configure the BMS EMS Mobile Devices, the following steps must be completed:

- The local IS must create a local Service Account with a password that never expires and does not change. This account must not have any kind of policy that restricts its use to specific computers. The EMS Mobile Device will use this account to access the EMS Mobile page. This local Service Account can be the same as the Whiteboard Kiosk Default User Account created in Section 2.5.2.
- Each facility must enter the local Service Account and Password in the EMS Default User and Password fields on the Facilities Settings page.
- Configure the Mobile Device so that when it boots up, it will automatically open IE and go to the specified URL.

### 2.7.1. Configure EMS Mobile Device Default Login User

For the current facility, a default user must be configured in the BMS application for the EMS Mobile Device.

To accomplish this, the Facility Admin User must do the following:

- Go to the Facility Home Page.
- Click on the Site Options link.
- Click on the Facility Setting link.

Fill the fields “**EMS Default User Name:**”, “**EMS Password:**”, and “**EMS Password Confirm:**” with the BMS Local Service Account.

**Figure 62- EMS Fields Filled on the Facility Settings Page**

PARAMETER	OPTIONS
BMS Server Time Zone	CENTRAL STANDARD TIME
Facility Site Time Zone	CST
Auto-Removal Patients Pending Bed Placement List?	Yes
Auto-Remove Edis Patients from Pending Bed Placement List?	No
Auto Placement of Transfers onto PPBP List?	Yes
Integrated Facility?	No
Facility Name:	VA NORTH TEXAS HEALTH CARE SYSTEM, DALLAS VA
Facility Address 1:	4500 S. LANCASTER RD.
Facility Address 2:	DALLAS, TEXAS 75216
Facility Point-of-Contact:	JEFF ALLEN
Facility POC Email:	JEFFREYD.ALLEN@VA.GOV
Facility POC Telephone:	214 857-4607
Local Time Adjust:	0
EMS Default User Name:	vhanxbedgmt
EMS Password:	
EMS Password Confirm:	
Whiteboard Kiosk Default User Name:	vhanxkioskmsw
Whiteboard Kiosk Password:	
Whiteboard Kiosk Password Confirm:	
<input type="button" value="Submit"/> <input type="button" value="Cancel"/>	

- Click the **Submit** button.

**Table 16-Facility Settings Page Parameters**

Column	Description
EMS Default User Name:	The BMS Service Account ID needed to load the EMS Mobile Page for Mobile Devices.
EMS Password:	The BMS Service Account ID password needed to load the EMS Mobile Page for Mobile Devices.
EMS Password confirm:	The confirmation of the password.

This setup can also be completed by the system Support User:

- Go to the **BMS Admin Page**
- Click on the **Edit BMS Facility Settings** link
- Click on the **Facility Name Drop Down** and select the name of the Facility to be configured
- Fill the fields “**EMS Default User Name**”, “**EMS Password**” and “**EMS Password Confirm**” with the BMS Local Service Account



**Figure 63-EMS Fields Filled on the BMS Admin Page**

- Click the Submit button

**Table 17-BMS Admin Page Parameters**

Column	Description
EMS Default User Name:	The BMS Service Account ID needed to load the EMS Mobile Page for Mobile Devices.
EMS Password:	The BMS Service Account ID password needed to load the EMS Mobile Page for Mobile Devices.
EMS Password confirm:	The confirmation of the password.

## 2.7.2. Configure EMS Mobile Device URL

For the current facility, the EMS Device URL must be configured in the EMS Mobile Device. The URL to be entered has a special format:

<https://vaww.bms.va.gov/EMSMobileLogon?code=BRK>.

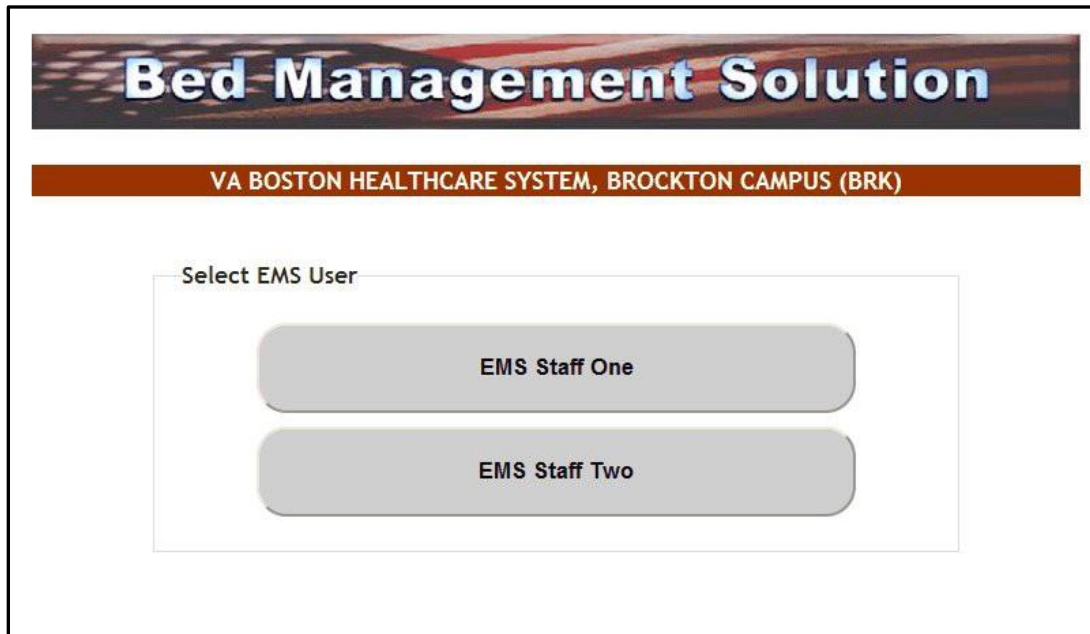
**Table 18-Description and Configuration for EMS Mobile Device URL Parameters**

Parameter	Short Description	Options
Code	Code of facility (e.g. BROCKTON = BRK)	Enter the 3-character facility ID.

EMS staff can access the BMS Web page for mobile devices at the URL set up by their local IS staff. Be sure to use the code of the facility for which access is needed.

The following page is displayed:

Figure 64-EMS Staff Page for Mobile Devices



## 2.8 VistA Integration

This chapter describes the process of importing vocabularies, entities, patient admission, transfer, discharge (ADT) and patient pending bed placement information from VistA.

In order to integrate with VistA certain steps should be completed:

1. Choose VistA site
2. Define Schedulers
3. Run Scheduler
4. View Audit Results

### 2.8.1. Choose VistA Site

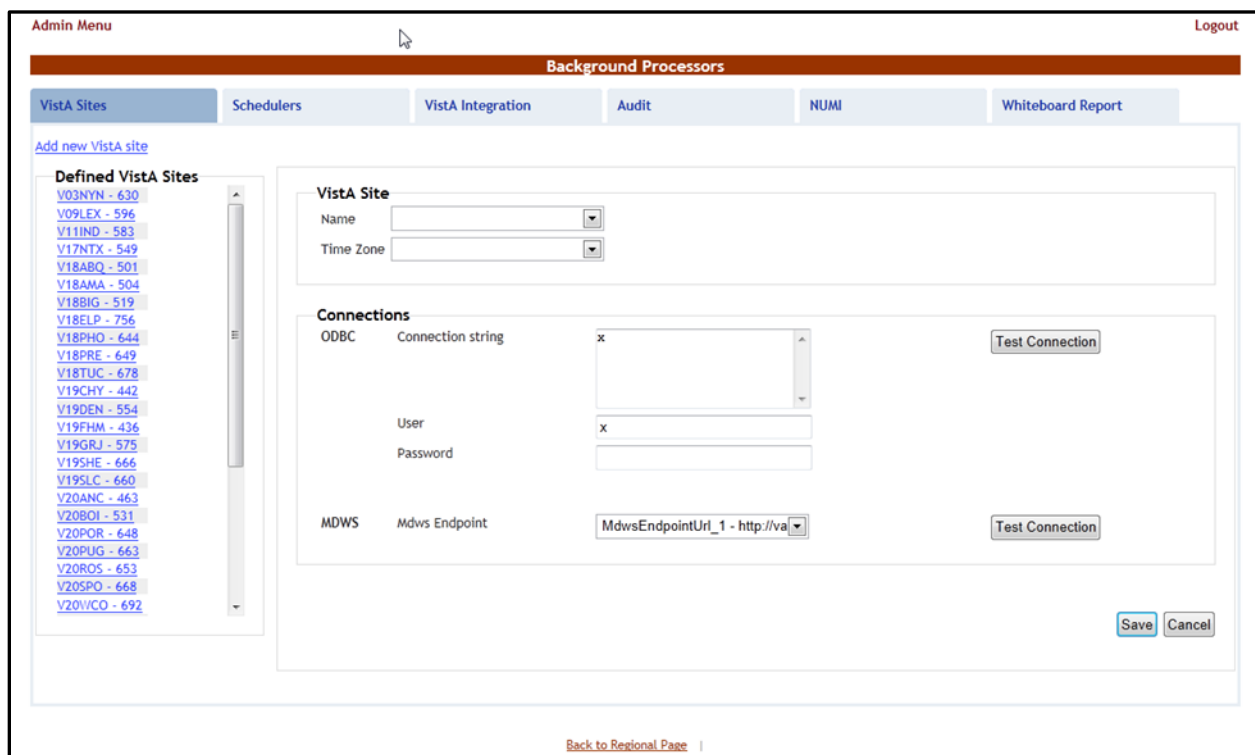
VistA Sites tab from Background Processors page of Admin section allows the user to view the list of VA facility sites sharing the same VistA instance and to add a new VA facility to a VistA instance.

#### 2.8.1.1. Adding a New VistA Site

To add a VA facility site to a VistA instance, follow the steps presented below.

1. From the Background Processors page of Admin section select VistA Sites to display the page in the following image. A list of VA facility sites is displayed in the column to the left of the page.

**Figure 65-Adding a VistA Site**



2. Click the Add new VistA site link then from the VistA Site area use the Name field to select the code of the site you want to add to the current VistA instance, and then select the Time Zone.

In the Connections area you can choose between two connection methods: ODBC, MDWS and VIA. Fill in the following data for the ODBC method:

**Table 19-New VistA Site Parameters**

Column	Description
Connection String	The connection string for the ODBC method.
User	The username for the connection.
Password	The password associated to the user account.
MDWS Endpoint	***MDWS available to be selected but no longer supported.
VIA	Select VIA connector.

You can use the Test Connection buttons to verify the connection and press the Save button to enter the data into the system.

The newly added site will be added in the sites list to the left of the screen.

## 2.8.2. Define Schedulers

The Schedulers tab from Background Processors page of Admin section displays a list of schedulers defined by user. It allows the user to add new schedulers, edit or remove old schedulers.

**NOTE:** To run the schedulers, the VistA Integration tab must be used (see next section VistA Integration for details).

The Schedulers tab is displayed as in the following image:

**Figure 66-Schedulers Tab**

### 2.8.2.1. Adding a New Scheduler

To add a new scheduler, follow the steps presented below.

1. From the Background Processors page select the Schedulers tab.
2. In the Schedulers tab fill in the following data:

**Table 20-New Scheduler Parameters**

Column	Description
Name	The name of the scheduler.
Recurs every	The frequency.
Time Zone	Time zone associated with the scheduler.
Occurs once at/Occurs every	The frequency values.

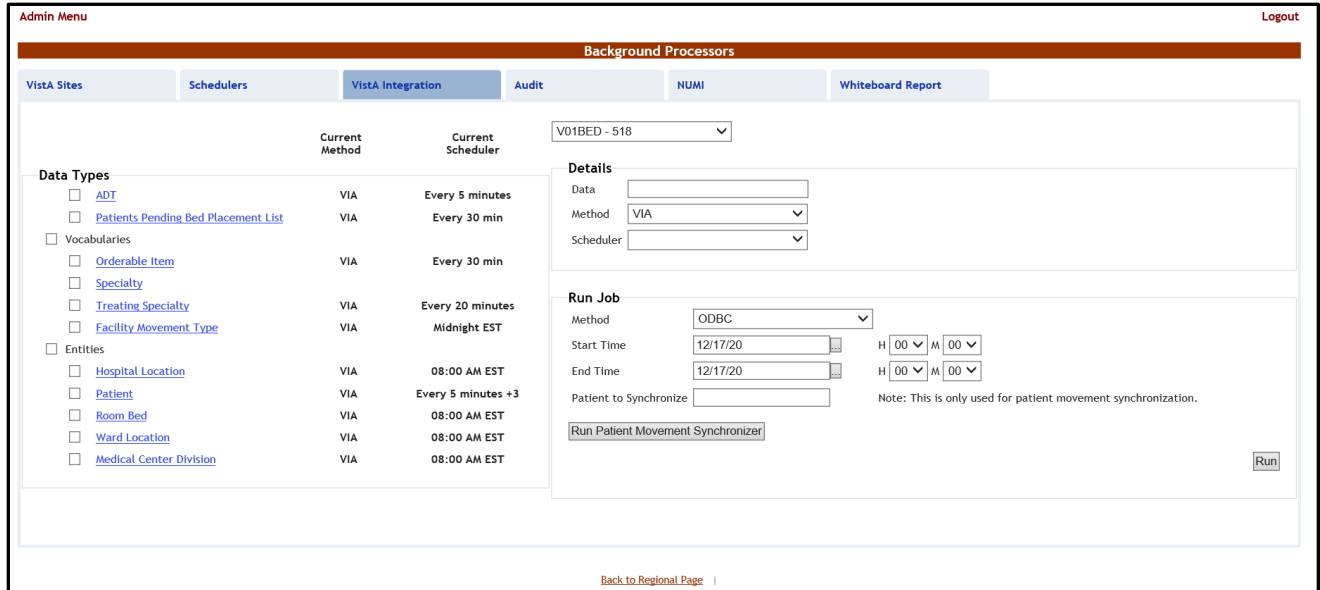
After setting the desired frequency for the new scheduler, do not forget to press the Save button to enter the data into the system.

### 2.8.3. Run Scheduler

The VistA Integration tab is used to run (automatically or manually) the defined schedulers and to select which data categories will be affected by a scheduler's action.

The VistA Integration tab is displayed as in the following image:

Figure 67-VistA Integration Tab



From the field in the upper part of the page select the VistA site where the scheduler(s) will run. Next step:

- Either click one data category from the column to the left (its name will appear in the Data field) and then select a method and scheduler from the Method and Schedulers fields in the Details area: this will cause the selected scheduler to run at the time set for it in the Schedulers tab and to bring data from the selected category.
- Or select several data categories (using the check-boxes) then select a connection method from the Run Job area, set the Start time/End time and click the Run button: this will cause the scheduler set using the selected method to start running now and bring the data from the selected categories.

### 2.8.4. View Audit Results

The Audit tab displays the results of the operations performed in the VistA Integration tab. The Audit tab is displayed as shown in the following image.

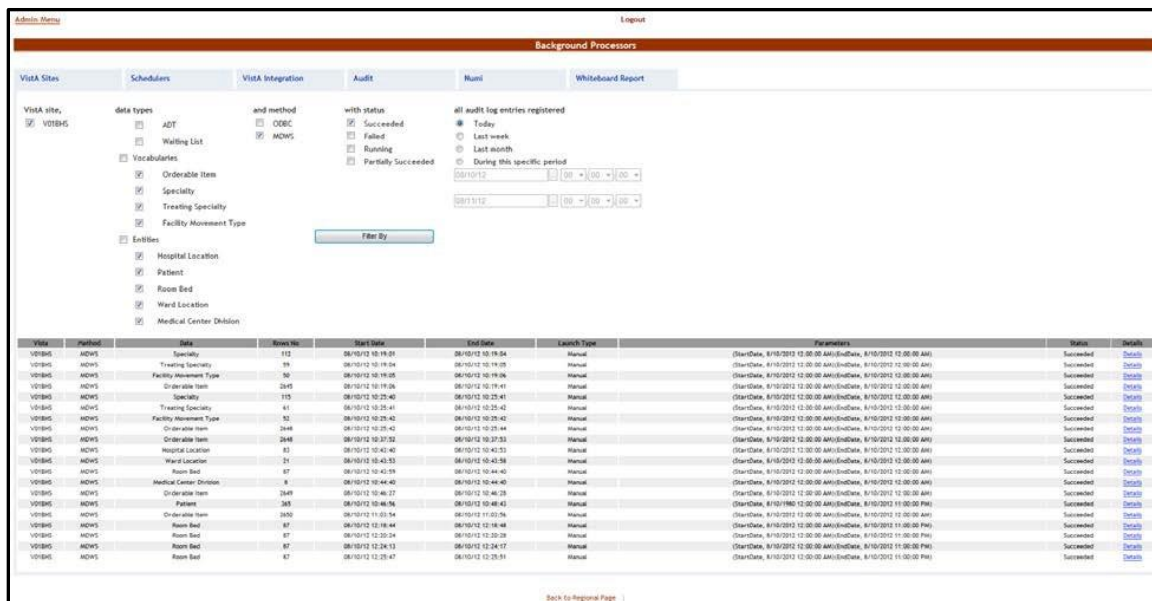
**Figure 68- Audit Tab**



The options to the left of the page allow the user to determine the filter criteria for the generated audit reports. The options to the right of the screen allow the user to select the type of operation to be captured by the audit report as well as the time interval for the audit.

After selecting the desired criteria, click the Filter by button to display the page as in the following image.

**Figure 69- View Audit Results**



A list of operations is displayed. For each entry the following data is available:

**Table 21-View Audit Results Columns Report**

Column	Description
VistA	The VistA site where the audit action has been performed.
Method	The method used for connecting to the VistA site.

Column	Description
Data	The type of data retrieved by the VistA integration operation.
Rows no	The number of operations of the selected type captured by the audit action.
Start Date	The start date of the retrieval operation.
End Date	The end date of the retrieval operation.
Launch Type	The way the audit action has been launched.
Parameters	Audit operation start date and time, and end date and time.
Status	The status of the VistA integration action.
Details	Clicking this link will display the number of entries in the report.

## 2.9. NUMI Integration

This chapter describes the process of importing patient level of care information from NUMI.

NUMI connects to VistA for synchronization of patient data using the NUMI Web Service that is part of the Commercial Off the Shelf McKesson product. Authentication to the NUMI Web Service is done by a NUMI supplied secret key.

NUMI Patient Level of Care transaction involves the following steps:

- Change patient level of care in NUMI.
- BMS Reader component will detect the patient level of care in NUMI.
- Patient level of care will be retrieved through a web service method call.
- BMS Writer component will update patient level of care in BMS database.

### 2.9.1. Integration Settings

There are a limited number of configuration parameters for NUMI.

- Secret Key
- Number of sites per call
- Path to NUMI web service

These configurations are stored in BMS.Service.Host.exe.config

The current secret key is: <authorization key>

The number of sites per call parameter how many sites will be bundled together in a transaction to NUMI. If this number is increased one should consider the frequency in which the calls are scheduled. Adding more sites will increase the transaction size and length.

Currently all NUMI servers operate on port 100 at the specified endpoint <https://<servername>.aac.dva.va.gov/Inpatient.asmx>.

In order to integrate with NUMI certain steps should be completed:

1. Choose VistA site
2. Define Schedulers
3. Select Scheduler

## 2.9.2. Choose VistA Site

This step is the same as the one performed on VistA Integration process and can be referenced from [Section 2.8.1](#).

## 2.9.3. Define Schedulers

The process of defining schedulers can be referenced from Vista Integration process, [Section 2.8.2](#).

The NUMI tab is used to select the scheduler that will connect to the NUMI server and will retrieve data for a certain VistA site.

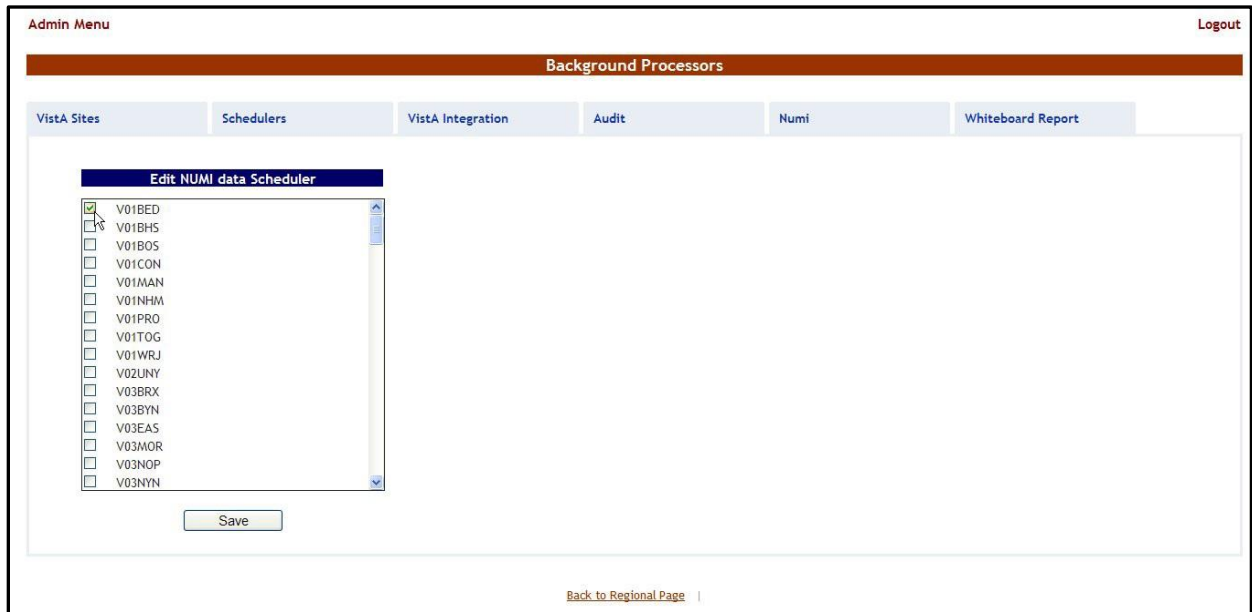
The NUMI tab is displayed as in the following image.

**Figure 70- NUMI Tab**



From the Schedulers field select the scheduler created to retrieve the NUMI data then click the Add button: following page is displayed.

**Figure 71- Selecting the VistA Site for NUMI data**





Select the VistA site for which the selected scheduler will retrieve NUMI data then press the Save button. Use the Edit link to select a different site for which the scheduler should retrieve NUMI data.

## 3. Application Structure

### 3.1. Application Components

BMS application consists of the following components:

- BMS Databases (BMS Database, BMS Authz, BMS EIS, BMS EVS, BMS\_DS, BMS\_DW, BMS InstanceStore and BMS History)
- BMS Services (BMS Service and Win ServiceHost)
- BMS Service
- Win Service Host (EIS Service, EVS Service, PAP service, PDP service, RS service and STS service)
- BMS Web Site
- WMI UserGroup

### 3.2. Application Directory Structure

BMS application directory is structured as is presented below:

```
+---Consoles
| +---PolicyManager
+---Databases
| \---SQLData
| | \---Job Logs
| | \---WMI_UserGroup
+---Services
| +---BMS
| | \---DBRepository
| | \---LinqToSql
| | \---LocalReportWhiteboard
| | \---Scripts
| +---EIS
| | \---DBRepository
| +---EVS
| | \---DBRepository
| +---PAP
```

```

| | \---DBRepository
| +---PDP
| +---RS
| +---Shared
| \---STS
+---WebSite
| +---bin
| | \--- LocalReportWhiteboard
| | \--- Scripts
| +---Content
| | \---images
| | +---themes
| | | +---base
| | | | \---images
| +---Reporting
| +---ReportsLocal
| +---Scripts
| \---Views

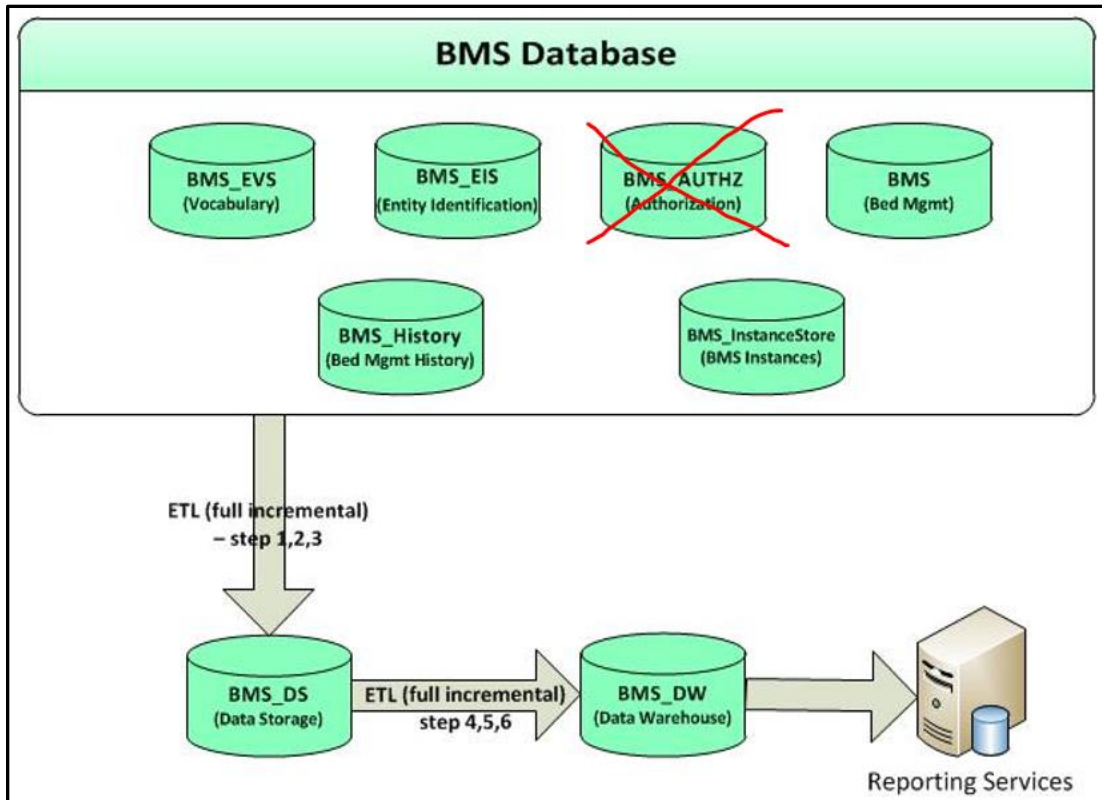
```

### 3.3. Database Architecture

The BMS Database implementation is comprised of three main parts:

- BMS Database
  - BMS\_EVS (Enterprise Vocabulary database)
  - BMS\_EIS (Entity Identification Services database)
  - BMS\_AUTHZ (Authorization database) **No longer in use as of BMS\*2\*21 deployment.**
  - BMS (Bed Management database).
  - BMS\_History (BMS Transactional History)
  - BMS\_InstanceStore (BMS Instances)
- BMS\_DS – Data Loaded by an ETL job
- BMS\_DW - Data Loaded by an ETL job

Figure 72-Database Architecture



### 3.4. Component Files

A list with files for each BMS component is presented below:

Table 22-BMS Database Files

Relative Path	File	Description
	BMS_Data.mdf	
	BMS_Data_F.ndf	
	BMS_Log.ldf	
	BMS_AUTHZ_Data.mdf	
	BMS_AUTHZ_Log.ldf	
	BMS_DS_Data.mdf	
	BMS_DS_Data_F.ndf	
	BMS_DS_Log.ldf	
	BMS_DW_Data.mdf	
	BMS_DW_Log.ldf	
	BMS_EIS_Data.mdf	

Relative Path	File	Description
Databases\SQLData Databases\SQLData2 Databases\SQLLogs	BMS_EIS_Data_F.ndf	Database files (BMS database, BMS Authz, BMS EIS, BMS EVS....)  Note: BMS_AUTHZ is no longer utilized as of BMS 2*21.
	BMS_EIS_Log.ldf	
	BMS_EVS_Data.mdf	
	BMS_EVS_Data.ndf	
	BMS_EVS_Log.ldf	
	BMS_HISTORY_Data.mdf	
	BMS_HISTORY_Data_F.ndf	
	BMS_HISTORY_Log.ldf	
	BMS_InstanceStore_Data.mdf	
	BMS_InstanceStore_Log.ldf	
Databases\SQLData\Job_Log s	BMS_Reports_Log.txt	BMS Report Full job file log and BMS Incremental job file log.
	BMS_Reports_Log_Incremental.txt	
Databases\SQLData\WMI_UserGroup	AdapterRepository.dll	Binaries of WMI UserGroup application.  This process is no longer needed and removed from AT Scheduler as of BMS 2*21.
	Common.dll	
	connectionConfiguration.config	
	Connections.SingleDatabase.dll	
	ContextWriter.dll	
	General.MT.dll	
	Infoworld.Configuration.dll	
	LOOP_IT.bat	
	MessageRequest.bat	
	MiddleTier.dll	
	MS.Common.dll	
	MS.Configuration.dll	
	MS.Connections.dll	
	PowerShellMessageRequest.ps1	
	WMI_UserGroup.exe	
	WMI_UserGroup.exe.config	
	WMI_UserGroup.vshost.exe	
	WMI_UserGroup.vshost.exe.config	
WMI_UserGroup.vshost.exe.manifest		

Relative Path	File	Description
Databases\SQLData\WMI_UserGroup\ DBRepository	Connections.xml	File used to set the connection to the database.
	InfoWorld.WMI_UserGroup.DTO.DTOPermissions.xml	
	InfoWorld.WMI_UserGroup.DTO.DTOUserGroupDomain.xml	XML mapping file which contain mapping definitions between ePractice datasets and SQL tables. The dataset is specified by setting the <MyDataSetInfo> tag. The table to interact with – specified through the <MyDataTable> tag – is defined by four commands – usually stored procedures – which represent the Create, Read, Update and Delete (CRUD) operations which can be performed on the table: select (Read), insert (Create), update (Update) and delete (Delete). Stored procedure parameters are passed from these datasets and mapped in the same XML file.

**Table 23-BMS Service Files**

Relative Path	File	Description
Services\BMS	AdapterRepository.dll	The binaries of the BMS Service.
	AuditTrailSender.dll	
	AuthenticationProxy.dll	
	AuthorizationSubscriber.dll	
	BMS.Contracts.dll	
	BMS.DataAccess.dll	

Relative Path	File	Description
	BMS.Facade.dll	
	BMS.Facade.Contracts.dll	
	BMS.Host.dll	
	BMS.Numi.dll	
	BMS.PAPContracts.dll	
	BMS.Schedulers.dll	
	BMS.Security.dll	
	BMS.ServiceHost.exe	
	BMS.ServiceHost.exe.config	
	BMS.ServiceImplementation.dll	
	BMS.ServicesWrapper.dll	
	BMS.Utills.dll	
	BMS.VistaIntegration.dll	
	BMS.VistaIntegration.Cache.dll	
	BMS.VistaIntegration.Data.dll	
	BMS.VistaIntegration.HL7.dll	
	BMS.VistaIntegration.Mdws.dll	
	BMS.VistaWorker.dll	
	BMS.VistaWorker2.Writer.dll	
	BMS.WhiteboardReport.dll	
	BMS.Workflows.CustomActivities.dll	
	BMS.Workflows.PropertyPromotionActivity.dll	
	BMS.Workflows.WF.dll	
	Common.dll	
	connectionConfiguration.config	
	Connections.SingleDatabase.dll	

Relative Path	File	Description
	ContextWriter.dll	
	DataUtil.dll	
	EISContracts.dll	
	General.MT.dll	
	HL7DataTypes.dll	
	IContracts.dll	
	ICTSEdit.dll	
	Infoworld.Configuration.dll	
	InterSystems.Data.CacheClient.dll	
	log4net.dll	
	log4netAsync.dll	
	Mdws2ORM.dll	
	MiddleTier.dll	
	MS.Common.dll	
	MS.Configuration.dll	
	MS.Connections.dll	
	RS.Contracts.dll	
	Saml20.dll	
	SecurityTokenCache.dll	
	Tracing.dll	
	VistASites.xml	
	Xacml2.dll	
	XacmlCore.dll	
Services\BMS\LocalReportWhiteboard	WardWhiteboard.rdlc	Ward whiteboard report file.

**Table 24-WIN Service Host Files**

Relative Path	File	Description
Services\EIS	BindingExtensions.dll	Binaries of the EIS Service.
	DTOGenericService.dll	
	DTHL7Service.dll	
	EISAuditUtil.dll	
	EISAutomaticLink.dll	
	EISCache.dll	
	EISContracts.dll	
	EISDataAccess.dll	
	EISNotifications.dll	
	EISServiceGenericImplementation.dll	
	EISServiceHL7Implementation.dll	
	EISServiceImplementation.dll	
	EISServiceImplementation.dll.config	
	ICSharpCode.SharpZipLib.dll	
Services/EVS/DBRepository	Connections.xml	XML mapping files which contains mapping definitions between ePractice datasets and SQL tables. The dataset is specified by setting the <MyDataTable> tag – is defined by four commands – usually stored procedures – which represent the CRUD operations which can be performed on the table: select <MyDataSetInfo> tag. The table to interact with – specified through the (Read), insert (Create), update (Update) and delete (Delete). Stored procedure parameters are passed from these datasets and mapped in the same XML file. Connections.xml file is used to set the connection string to BMS_EIS database.
	InfoWorld.EIS.DTOGenericService.DTOAutomaticLink.xml	
	InfoWorld.EIS.DTOGenericService.DTODomain.xml	
	InfoWorld.EIS.DTOGenericService.DTOEntity.xml	
	InfoWorld.EIS.DTOGenericService.DTOAutomaticLink.xml	
	InfoWorld.EIS.DTOGenericService.DTODomain.xml	
	InfoWorld.EIS.DTOGenericService.DTOEntityType.xml	
	InfoWorld.EIS.DTOGenericService.DTOEntityTypeClassifier.xml	
	InfoWorld.EIS.DTOGenericService.DTOEntityTypeTraitCoresp.xml	



Relative Path	File	Description
	InfoWorld.EIS.DTOGenericService.DTOTrait.xml	
	InfoWorld.EIS.DTOGenericService.DTOTraitAssignment.xml	
	InfoWorld.EIS.DTOGenericService.EntityManagement.DTOEntityManageLink.xml	
	InfoWorld.EIS.DTOGenericService.EntityManagement.DTOEntityMerge.xml	
	InfoWorld.EIS.DTOGenericService.EntityManagement.DTOEntitySetStatus.xml	
	InfoWorld.EIS.DTOGenericService.LinkAlgorithmManagement.LinkAlgorithmTrait.xml	
	InfoWorld.EIS.DTOGenericService.LinkAlgorithmManagement.LinkAlgorithmTraits.xml	
	InfoWorld.EIS.DTOGenericService.LinkAlgorithmManagement.Match.xml	
	InfoWorld.EIS.DTOGenericService.QueryFunctions.DTOConflictingEntities.xml	
	InfoWorld.EIS.DTOGenericService.QueryFunctions.DTOFindEntity.xml	
	InfoWorld.EIS.DTOGenericService.QueryFunctions.DTOGetAllInfoPar.xml	
	InfoWorld.EIS.DTOGenericService.QueryFunctions.DTOGetAllInformationForAnEntity.xml	
	InfoWorld.EIS.DTOGenericService.QueryFunctions.DTOGetSupportedDomains.xml	
	InfoWorld.EIS.DTOGenericService.QueryFunctions.DTOLinkedEntities.xml	
	InfoWorld.EIS.DTOHL7Service.Address.xml	
	InfoWorld.EIS.DTOHL7Service.Container.xml	
	InfoWorld.EIS.DTOHL7Service.ContainerFilter.xml	
	InfoWorld.EIS.DTOHL7Service.ContainerInfo.xml	
	InfoWorld.EIS.DTOHL7Service.Device.xml	
	InfoWorld.EIS.DTOHL7Service.DeviceFilter.xml	

Relative Path	File	Description
	InfoWorld.EIS.DTOHL7Service.DeviceInfo.xml	
	InfoWorld.EIS.DTOHL7Service.ManufacturedMaterial.xml	
	InfoWorld.EIS.DTOHL7Service.ManufacturedMaterialFiltr.xml	
	InfoWorld.EIS.DTOHL7Service.ManufacturedMaterialInfo.xml	
	InfoWorld.EIS.DTOHL7Service.Material.xml	
	InfoWorld.EIS.DTOHL7Service.MaterialFiltr.xml	
	InfoWorld.EIS.DTOHL7Service.MaterialInfo.xml	
	InfoWorld.EIS.DTOHL7Service.NonPersonLivingSubject.xml	
	InfoWorld.EIS.DTOHL7Service.NonPersonLivingSubjectFiltr.xml	
	InfoWorld.EIS.DTOHL7Service.NonPersonLivingSubjectInfo.xml	
	InfoWorld.EIS.DTOHL7Service.Organization.xml	
	InfoWorld.EIS.DTOHL7Service.OrganizationFiltr.xml	
	InfoWorld.EIS.DTOHL7Service.OrganizationInfo.xml	
	InfoWorld.EIS.DTOHL7Service.OrganizationPaging.xml	
	InfoWorld.EIS.DTOHL7Service.Person.xml	
	InfoWorld.EIS.DTOHL7Service.PersonFiltr.xml	
	InfoWorld.EIS.DTOHL7Service.PersonInfo.xml	
	InfoWorld.EIS.DTOHL7Service.Place.xml	
	InfoWorld.EIS.DTOHL7Service.PlaceFiltr.xml	
	InfoWorld.EIS.DTOHL7Service.PlaceInfo.xml	
	InfoWorld.EIS.DTOHL7Service.Telecom.xml	
	InfoWorld.WSEventing.DTO.CustomSubscriptions.xml	

Relative Path	File	Description
Services\EVS	InfoWorld.WSEventing.DTO.Endpoints.xml	Binaries of the EVS Service
	InfoWorld.WSEventing.DTO.FilterDialects.xml	
	InfoWorld.WSEventing.DTO.Message.xml	
	XamlDataContracts.DSXamlReverse.xml	
	XamlDataContracts.RootXAML.xml	
	XXamlDataContracts.XAMLFiltr.xml	
	ActionManager.dll	
	BindingExtensions.dll	
	CodingSystems.DAL.dll	
	Configuration.dll	
	connectionConfiguration.config	
	Connections.Common.dll	
	CTSEdit.dll	
	CTSEdit.Utils.dll	
	CTSEditBulk.dll	
	CTSExport.dll	
	CTSImport.dll	
	CTSImportProxy.dll	
	CTSService.Utils.dll	
	DTOCodeMappingEdit.dll	
	DTOMapping.dll	
	DTOMessageBrowser.dll	
	DTOMessageEdit.dll	
	DTOMessageRuntime.dll	
	DTOVocabularyEdit.dll	
DTOVocabularyEdit.dll.config		

Relative Path	File	Description
	EVSWrapper.dll	
	EVSWrapper.dll.config	
	ExportCS.xls	
	Factory.dll	
	HL7DataTypes.XmlSerializers.dll	
	IContracts.dll	
	ICSharpCode.SharpZipLib.dll	
	ICTSEdit.dll	
	ICTSEditBulk.dll	
	ICTSExport.dll	
	ICTSImport.dll	
	IEventing.dll	
	MappingImpl.dll	
	Message.dll	
	MessageImpl.dll	
	MessageImpl.dll.config	
	MS.Caching.dll	
	Notify.dll	
	SecureChannel.dll	
	Security.Null.dll	
	securityConfiguration.config	
	VocabularyBrowser.DTO.dll	
	VocabularyImpl.dll	
	VocabularyRuntime.DTO.dll	
	XamlDataContracts.dll	
	XamlImpl.dll	

Relative Path	File	Description
Services\EVS\DBRepository	Connections.xml	XML mapping files which contains mapping definitions between ePractice datasets and SQL tables. The dataset is specified by setting the <MyDataSetInfo> tag. The table to interact with – specified through the <MyDataTable> tag – is defined by four commands – usually stored procedures – which represent the CRUD operations which can be performed on the table: select (Read), insert (Create), update (Update) and delete (Delete). Stored procedure parameters are passed from these datasets and mapped in the same XML file. Connections.xml file is used to set the connection string to BMS_EVS database.
	InfoWorld.EVS.CTSEdit.DTO.Association.xml	
	InfoWorld.EVS.CTSEdit.DTO.CodingSystem.xml	
	InfoWorld.EVS.CTSEdit.DTO.Concept.xml	
	InfoWorld.EVS.CTSEdit.DTO.ConceptAssociationsToCMultiAttrib.xml	
	InfoWorld.EVS.CTSEdit.DTO.ConceptProperty.xml	
	InfoWorld.EVS.CTSEdit.DTO.DSMap.xml	
	InfoWorld.EVS.CTSEdit.DTO.DSMapEntry.xml	
	InfoWorld.EVS.CTSEdit.DTO.DTORExpandValueSet.xml	
	InfoWorld.EVS.CTSEdit.DTO.DTOValueSet.xml	
	InfoWorld.EVS.CTSEdit.DTO.DTOVocabularyDomain.xml	
	InfoWorld.EVS.CTSEdit.DTO.Relation.xml	
	InfoWorld.EVS.CTSEdit.DTO.ValueSets.xml	
	InfoWorld.EVS.CTSMAPI.DTO.CodeSystemInfo.xml	
	InfoWorld.EVS.CTSMAPI.DTO.DomainValueSetFilter.xml	
	InfoWorld.EVS.CTSMAPI.DTO.DSConceptsByCode.xml	
	InfoWorld.EVS.CTSMAPI.DTO.DSConceptsByCodeProperties.xml	
	InfoWorld.EVS.CTSMAPI.DTO.DSConceptsByDesignation.xml	
	InfoWorld.EVS.CTSMAPI.DTO.DSConceptsByDesignationProperties.xml	
	InfoWorld.EVS.CTSMAPI.DTO.DSFullValueSetDescription.xml	
InfoWorld.EVS.CTSMAPI.DTO.DSValueSetContextExpansion.xml		

Relative Path	File	Description
	InfoWorld.EVS.CTSMAPI.DTO.DSValueSetExpansion.xml	
	InfoWorld.EVS.CTSMAPI.DTO.DSValueSetExpansionProperties.xml	
	InfoWorld.EVS.CTSMAPI.DTO.DSValueSetExpansionReverse.xml	
	InfoWorld.EVS.CTSMAPI.DTO.DSVocabularyDomainDescription.xml	
	InfoWorld.EVS.CTSMAPI.DTO.GetFillInDetailsCD.xml	
	InfoWorld.EVS.CTSMAPI.DTO.IsCodeInValueSet.xml	
	InfoWorld.EVS.CTSMAPI.DTO.ValidateCode.xml	
	InfoWorld.EVS.CTSMAPI.DTO.ValueSetCodeReference.xml	
	InfoWorld.EVS.CTSMAPI.DTO.ValueSetFiltr.xml	
	InfoWorld.EVS.CTSMAPI.DTO.VocabularyDomainFiltr.xml	
	InfoWorld.EVS.CTSMMapping.DTO.DSMapConceptCode.xml	
	InfoWorld.EVS.CTSMMapping.DTO.DSMapEntry.xml	
	InfoWorld.EVS.CTSMMapping.DTO.DSSupportedMapsFiltr.xml	
	InfoWorld.EVS.CTSVAPI.DTO.CodeSystem.xml	
	InfoWorld.EVS.CTSVAPI.DTO.CodeSystemFiltr.xml	
	InfoWorld.EVS.CTSVAPI.DTO.CodingSchemeFiltr.xml	
	InfoWorld.EVS.CTSVAPI.DTO.ConceptCodeValid.xml	
	InfoWorld.EVS.CTSVAPI.DTO.ConceptDescription.xml	
	InfoWorld.EVS.CTSVAPI.DTO.ConceptExpansion.xml	

Relative Path	File	Description		
	InfoWorld.EVS.CTSVAPI.DTO.ConceptProperties.xml			
	InfoWorld.EVS.CTSVAPI.DTO.ConceptsByDesignation.xml			
	InfoWorld.EVS.CTSVAPI.DTO.ConceptsByProperty.xml			
	InfoWorld.EVS.CTSVAPI.DTO.Designation.xml			
	InfoWorld.EVS.CTSVAPI.DTO.RelatedConcepts.xml			
	InfoWorld.EVS.DTOEditBulk.ConceptBulk.xml			
	InfoWorld.EVS.DTOEditBulk.ConceptPropertyBulk.xml			
	InfoWorld.EVS.DTOEditBulk.RelationBulk.xml			
	InfoWorld.WSEventing.DTO.CustomSubscriptions.xml			
	InfoWorld.WSEventing.DTO.Endpoints.xml			
	InfoWorld.WSEventing.DTO.FilterDialects.xml			
	InfoWorld.WSEventing.DTO.Message.xml			
	InfoWorld.WSEventing.DTO.MessageGet.xml			
	InfoWorld.WSEventing.DTO.MessageGetDeliveryTo.xml			
	InfoWorld.WSEventing.DTO.Subscriptions.xml			
	XamlDataContracts.DSXamlReverse.xml			
	XamlDataContracts.RootXaml.xml			
	XamlDataContracts.XAMLFiltr.xml			
	Services/PAP		ActionManager.dll	Binaries of the PAP Service
			AuthorizationProxy.dll	
Configuration.dll				
connectionConfiguration.config				
Connections.Common.dll				

Relative Path	File	Description
	Microsoft.ApplicationBlocks.Data.dll	
	Microsoft.ApplicationBlocks.ExceptionManagement.dll	
	Microsoft.ApplicationBlocks.ExceptionManagement.Interfaces.dll	
	Microsoft.Practices.EnterpriseLibrary.Common.dll	
	Microsoft.Practices.EnterpriseLibrary.ExceptionHandling.dll	
	Microsoft.Practices.EnterpriseLibrary.ExceptionHandling.Logging.dll	
	Microsoft.Practices.EnterpriseLibrary.Logging.dll	
	Microsoft.Practices.ObjectBuilder.dll	
	MS.Caching.dll	
	ObjectPickerHelper2.dll	
	PAPProxy.dll	
	PDPServicesAuthorizationManager.dll	
	PolicyAdministrationPoint.dll	
	PolicyAdministrationPoint.dll.config	
	SecureChannel.dll	
	Security.Null.dll	
Services/PAP/DBRepository	Connections.xml	XML mapping files which contains mapping definitions between ePractice datasets and SQL tables. The dataset is specified by setting the <MyDataSetInfo> tag. The table to interact with – specified through the <MyDataTable> tag – is defined by four commands – usually stored procedures –
	InfoWorld.DE.DataAccess.LabSet.xml	
	InfoWorld.DE.DataAccess.LabSetId.xml	
	InfoWorld.DE.DataAccess.SentStatus.xml	
	InfoWorld.WSEventing.DTO.CustomSubscriptions.xml	
	InfoWorld.WSEventing.DTO.Endpoints.xml	
	InfoWorld.WSEventing.DTO.FilterDialects.xml	
	InfoWorld.WSEventing.DTO.Message.xml	



Relative Path	File	Description
	InfoWorld.WSEventing.DTO.MessageGet.xml	which represent the CRUD operations which can be performed on the table: select (Read), insert (Create), update (Update) and delete (Delete). Stored procedure parameters are passed from these datasets and mapped in the same XML file. Connections.xml file is used to set the connection string to BMS_AUTHZ database.
	InfoWorld.WSEventing.DTO.MessageGetDeliveryT o.xml	
	InfoWorld.WSEventing.DTO.Subscriptions.xml	
Services/PDP	PolicyDecisionPoint.dll	Binaries of the PDP Service
	PolicyDecisionPoint.dll.config	
Services/RS	AuthorizationProxy.dll	Binaries of the RS Service
	RS.Contracts.dll	
	RS.Proxy.dll	
	RS.ServiceImplementation.dll	
	RS.ServiceImplementation.dll.config	
Services/Shared	7zip.dll	Shared binaries by BMS Service and Win Service
	AdapterRepository.dll	
	AuditTrailSender.dll	
	AuthorizationSubscriber.dll	
	BindingExtensions.dll	
	Common.dll	
	CommonResources.dll	
	Connections.SingleDatabase.dll	
	ContextWriter.dll	

Relative Path	File	Description
	DataUtil.dll	
	General.MT.dll	
	HL7CDA.dll	
	HL7CMET.dll	
	HL7DataTypes.dll	
	ICSharpCode.SharpZipLib.dll	
	Infoworld.Configuration.dll	
	log4net.dll	
	MiddleTier.dll	
	MS.Common.dll	
	MS.Configuration.dll	
	MS.Connections.dll	
	MS.Security.dll	
	Saml20.dll	
	SecurityTokenCache.dll	
	Tracing.dll	
	WSEventing.dll	
	WSEventing.DataAccess.dll	
	WSEventing.DTO.dll	
	Xacml2.dll	
	XacmlCore.dll	
Services/STS	SecureTokenService.dll	Binaries of the STS Service
	SecureTokenService.dll.config	
	SecureTokenService.dll.verbose	
Services	WinServiceHost.exe	WinServiceHost files.
	WinServiceHost.exe.config	

Relative Path	File	Description
	BMS-Services.log	
	connectionConfiguration.config	

**Table 25-BMS Website Files**

Relative Path	File	Description
WebSite	CacheService.svc	The binaries of the BMS Web Site, web site configuration file.
	Global.asax	
	packages.config	
	Web.config	
	WebTrace.log	
	additional_login_msg.txt	Dynamic text for main login page
WebSite\bin	AntiXSSLibrary.dll	Web site's binaries.
	AuditTrailSender.dll	
	AuthenticationProxy.dll	
	BMS.Contracts.dll	
	BMS.Facade.Contracts.dll	
	BMS.Facade.dll	
	BMS.PAPContracts.dll	
	BMS.Security.dll	
	BMS.ServicesWrapper.dll	
	BMS.Utils.dll	
	BMS.Web.dll	
	DevExpress.Data.v20.1.dll	DevExpress
	DevExpress.Office.v20.1.Core.dll	DevExpress
	DevExpress.Pdf.v20.1.Core.dll	DevExpress

Relative Path	File	Description
	DevExpress.Printing.v20.1.Core.dll	DevExpress
	DevExpress.RichEdit.v20.1.Core.dll	DevExpress
	DevExpress.Utils.v20.1.dll	DevExpress
	DevExpress.Web.Mvc5.v20.1.dll	DevExpress
	DevExpress.Web.v20.1.dll	DevExpress
	EISContracts.dll	
	HL7DataTypes.dll	
	HtmlAgilityPack.dll	
	HtmlSanitizationLibrary.dll	
	IContracts.dll	
	ICTSEdit.dll	
	Infoworld.Configuration.dll	
	log4net.dll	
	log4netAsync.dll	
	Microsoft.ReportViewer.Common.dll	
	Microsoft.ReportViewer.DataVisualization.dll	
	Microsoft.ReportViewer.ProcessingObjectModel.dll	
	Microsoft.ReportViewer.WebForms.dll	
	Microsoft.Web.Infrastructure.dll	
	Microsoft.Web.Mvc.dll	
	RS.Contracts.dll	
	Saml20.dll	
	SecurityTokenCache.dll	
	System.Web.Helpers.dll	

Relative Path	File	Description
	System.Web.Mvc.dll	
	System.Web.Razor.dll	
	System.Web.WebPages.Deployment.dll	
	System.Web.WebPages.dll	
	System.Web.WebPages.Razor.dll	
	Tracing.dll	
	Xacml2.dll	
	XacmlCore.dll	
WebSite\bin\LocalReportWhite board	WardWhitebord.rdlc	Ward Whiteboard report file.
WebSite\bin\Scripts	Conditional-validation.js	File used by the site for conditional validation.
WebSite\Content	bundleCss.chirp.config	Images, themes and styles.
	Controls.css	
	LayoutCss.min.css	
	LayoutVistaIntegrationCss.min.css	
	Reports.css	
	Reports.min.css	
	Site.css	
WebSite\Content\images	add_tab_24.png	Images used by site.
	arrow_down.png	
	arrow_up.png	
	BMSLogoV6.jpg	
	check_inv.png	
	edit_staff_cancel.png	
	edit_staff_save.png	
	FavIcon.ico	

Relative Path	File	Description
	Info.png	
	Ladybug.png	
	login_logo.png	
	logo.png	
	order_down.png	
	order_up.png	
	sort_down.png	
	sort_up.png	
WebSite\Content\images\EVS	30day.png	
	Ambulatory.png	
	AnticipatedDischarge.png	
	BedCleaned.png	
	Bedhold.png	
	BedInsolation.png	
	BedNeedsCleaning	
	BedOutOfService(BedBoard).png	
	BedOutOfService(Vista).png	
	Blankroom.png	
	Blue Arrow.png	
	Blue Arrow_inactive.png	
	Blue Box.png	
	Blue Box_inactive.png	
	Blue Caution.png	
	Blue Caution_inactive.png	
	Blue Circle.png	
	Blue Circle_inactive.png	
	Blue Diamond.png	

Relative Path	File	Description
	Blue Diamond_inactive.png	
	Blue Heart.png	
	Blue Heart_inactive.png	
	Blue X.png	
	Blue X_inactive.png	
	Bluestar.png	
	Bluestar_inactive.png	
	Browncircle.png	
	Browncircle_inactive.png	
	Buckle.png	
	Choking.png	
	CleaningBed.png	
	Close Observation (Patient).png	
	Convalescent (P).png	
	Convalescent (R).png	
	Convalescent Icon (P).png	
	Convalescent Icon (P)_inactive.png	
	Convalescent Icon (R).png	
	Convalescent Icon (R)_inactive.png	
	Dialysis.png	
	DischargeOrdered.png	
	DIVERT.png	
	DMFS.png	
	DMFS_inactive.png	
	Electricwc.png	
	EMSNotified.png	
	Evacuate.png	

Relative Path	File	Description
	Fall.png	
	Flu Confirmed.png	
	Flu Confirmed_inactive.png	
	Flu Confirmed2.png	
	Flu Confirmed2_inactive.png	
	Flu_Risk2.png	
	Green Circle.png	
	Green Circle_inactive.png	
	Greenstar.png	
	Greenstar_inactive.png	
	Hearingimpaired.png	
	InterwardTransfer.png	
	Legal.png	
	Lift Equipment (Patient) (EM).png	
	Lift Equipment (Room).png	
	NegativePressure.png	
	Negpres.png	
	NumiGreen.png	
	NumiRed.png	
	NumiYellow1.png	
	Observation.png	
	Oneto1.png	
	Orange Circle.png	
	Orange Circle_inactive.png	
	Orange Star.png	
	Orange Star_inactive.png	
	Oxygen (Patient) (EM).png	



Relative Path	File	Description
	PAC Icon 2.png	
	PAC Icon 2_inactive.png	
	PatientSymbol.png	
	PICC.png	
	Placementproblem.png	
	Privateroompt.png	
	PTOptOut.png	
	Purplestar.png	
	Purplestar_inactive.png	
	Red Stop.png	
	Red Stop_inactive.png	
	Redflag.png	
	Redflag_inactive.png	
	Redstar.png	
	Redstar_inactive.png	
	Region.png	
	Respiratory Therapy (Patient).png	
	RoomBedSymbol.png	
	Samename.png	
	Scripts.png	
	Seizure.png	
	Serviceanimal.png	
	Shared Bathroom (Room).png	
	Specmattress.png	
	Stretcher (Patient) (EM).png	
	Suicide Risk.png	
	Telemetry (Patient).png	

Relative Path	File	Description
	Telemetry (Room).png	
	Ventilator (Patient) (EM).png	
	VirusBlack.png	
	VirusRed.png	
	VirusRed_inactive.png	
	Visuallyimpaired.png	
	WBCaution.png	
	Wheelchair Bound (Patient) (EM).png	
	WomenProgram2.png.png	
	Yellowcircle.png	
	Yellowcircle_inactive.png	
WebSite\Content\themes\base	Jquery.dynameter.css	jQuery controls style-sheets files.
	jquery.ui.structure-1.11.4.css	
	jquery.ui.structure-1.11.4.min.css	
	jquery.ui.theme-1.11.4.css	
	jquery.ui.theme-1.11.4.min.css	
	jquery-ui-1.11.4.css	
	jquery-ui-1.11.4.min.css	
WebSite\Content\themes\base images	ui-bg_diagonals-thick_18_b81900_40x40.png	Images
	ui-bg_flat_10_000000_40x100.png	
	ui-bg_diagonals-thick_20_666666_40x40.png	
	ui-bg_flat_0_aaaaaa_40x100.png	
	ui-bg_flat_75_ffffff_40x100.png	
	ui-bg_glass_55_fbf9ee_1x400.png	
	ui-bg_glass_65_ffffff_1x400.png	
	ui-bg_glass_75_dadada_1x400.png	

Relative Path	File	Description
	ui-bg_glass_75_e6e6e6_1x400.png	
	ui-bg_glass_95_fef1ec_1x400.png	
	ui-bg_highlight-soft_75_cccccc_1x100.png	
	ui-icons_222222_256x240.png	
	ui-icons_2e83ff_256x240.png	
	ui-icons_454545_256x240.png	
	ui-icons_888888_256x240.png	
	ui-icons_cd0a0a_256x240.png	
WebSite\Reporting	EvacuationPatientReportViewer.aspx	Report Viewer pages.
	EvacuationPatientVISNReportViewer.aspx	
	LocalReportViewer.aspx	
	PPBPRReportViewer.aspx	
	ReportError.aspx	
	ReportViewer.aspx	
	WhiteboardReportViewer.aspx	
WebSite\ ReportsLocal	BedStatusReport.rdlc	Bed Status Report file.
	FacilityDiversion.rdlc	
	WardOccupancy.rdlc	
WebSite\Scripts	Ace.js	JavaScript files.
	antiForgeryToken.js	
	conditional-validation.js	
	element-change.js	
	Ext-language_tools.js	
	Globalize.cultures.js	
	Globalize.js	
	hoverIntent.js	
	jquery.autosize.js	

Relative Path	File	Description
	jquery.base64.js	
	jquery.base64.min.js	
	Jquery.dynameter.js	
	jquery.jscrollpane.min.js	
	Jquery.limit-textrea.js	
	jquery.maskedinput-1.3.min.js	
	jquery.mousewheel.js	
	jquery.tablescroll.js	
	jquery.tablescroll.min.js	
	jquery.tablesorter.js	
	jquery.tablesorter.min.js	
	jquery.unobtrusive-ajax.js	
	jquery.unobtrusive-ajax.min.js	
	jquery.validate.js	
	jquery.validate.min.js	
	jquery.validate.unobtrusive.js	
	jquery.validate.unobtrusive.min.js	
	jquery.validate-vsdoc.js	
	jquery-1.11.0.js	
	jquery-1.11.0.min.js	
	Jquery-1.11.0.min.map	
	Jquery-ui-1.11.4.js	
	Jquery-ui-1.11.4.min.js	
	json2.js	
	Knockout-3.3.0.js	
	LayoutAdminAutoCompleteAndDatePicker.js	
	LayoutAdminScripts.min.js	

Relative Path	File	Description
	LayoutAutoCompleteAndDatePicker.js	
	LayoutScripts.min.js	
	LayoutVistaIntegrationDatePicker.js	
	LayoutVistaIntegrationScripts.min.js	
	MicrosoftAjax.debug.js	
	MicrosoftAjax.js	
	MicrosoftMvcAjax.debug.js	
	MicrosoftMvcAjax.js	
	MicrosoftMvcValidation.debug.js	
	MicrosoftMvcValidation.js	
	modernizr-1.7.js	
	modernizr-1.7.min.js	
	Reports.min.js	
	superfish.js	
	supersubs.js	
	whiteboardReport-script.js	
	whiteboard-script.js	
	whiteboard-script.min.js	
WebSite\Views	_ViewStart.cshtml	User Interface views.
	Web.config	
WebSite\Views\Account	LogOff.cshtml	Login/Logout user interface views.
	LogOn.cshtml	
WebSite\Views\Admin	AddEditUser.cshtml	Admin section user interface views.
	AddUserOperations.cshtml	
	CacheConfirmation.cshtml	
	ConfirmBulkRevoke.cshtml	

Relative Path	File	Description
	FacilityEdit.cshtml	
	FacilityEditSaved.cshtml	
	Index.cshtml	
	RefreshUsersConfirmation.cshtml	
	RemoveUserOperations.cshtml	
	SelectUser.cshtml	
	SisterSiteAddEdit.cshtml	
	SisterSiteEditSaved.cshtml	
	UserEditHasSaved.cshtml	
	UserOperationsView.cshtml	
WebSite\Views\AdminComments	Index.cshtml	
	NotifyChange.cshtml	
WebSite\Views\AdminIcon	Delete.cshtml	
	DeleteConfirmation.cshtml	
	Edit.cshtml	
	Index.cshtml	
	SaveConfirmation.cshtml	
	Search.cshtml	
	SearchResult.cshtml	
WebSite\Views\AdminSpecialtyAssociation	Delete.cshtml	Admin specialty association user interface views.
	Index.cshtml	
WebSite\Views\AdminUnavailableReason	AddConfirmation.cshtml	Admin unavailable reason user interface
	Delete.cshtml	
	DeleteConfirmation.cshtml	
	Edit.cshtml	
	EditConfirmation.cshtml	

Relative Path	File	Description
	Index.cshtml	
	MissingUnavailableReasonText.cshtml	
	UnavailableReasonAlreadyExists.cshtml	
	UnavailableReasonList.cshtml	
WebSite\Views\AdminWaitingArea	AddAction.cshtml	Admin waiting area user interface views.
	Delete.cshtml	
	DeleteAction.cshtml	
	Edit.cshtml	
	EditAction.cshtml	
	Index.cshtml	
WebSite\Views\AdminWhiteboardReport	Delete.cshtml	Admin whiteboard report user interface
	Edit.cshtml	
	Index.cshtml	
WebSite\Views\AdtOrderableItems	Confirmation.cshtml	ADT Orderable Items user interface views.
	Index.cshtml	
	OrderableItemsList.cshtml	
WebSite\Views\ApplicationParameters	Index.cshtml	
	Saved.cshtml	
WebSite\Views\BackgroundProcessors	AddEditConfirmation.cshtml	Background Processors user interface views.
	DeleteConfirmation.cshtml	
	Index.cshtml	
WebSite\Views\BedBoard	BedBoardGrid.cshtml	VISN user interface views.
	Index.cshtml	

Relative Path	File	Description
WebSite\Views\BedBoardModule	Index.cshtml	Bed Board Module user interface view.
WebSite\Views\BedBulkManagement	_BulkBedGridPartialView.cshtml	
	Index.cshtml	
WebSite\Views\BedInformation	ClearAll.cshtml	Bed Information user interface views.
	Index.cshtml	
	NotifyChange.cshtml	
WebSite\Views\BedStatusReport	Index.cshtml	Patients Pending Placement Status report user interface view.
WebSite\Views\ContingencySettings	Confirmation.cshtml	Contingency settings user interface views.
	Index.cshtml	
WebSite\Views\DischargeClinic	Index.cshtml	Discharge clinic user interface views.
	MessageConfirmation.cshtml	
WebSite\Views\EmsBedStatusAdmin	Edit.cshtml	EMS bed status user interface views
	EMSBatchAssign.cshtml	
	Index.cshtml	
	SaveConfirmation.cshtml	
WebSite\Views\EMSMobile	EMSList.cshtml	EMS Mobile user interface views.
	Users.cshtml	
WebSite\Views\EMSMobileLogon	Index.cshtml	EMS Mobile Logon user interface view.
WebSite\Views\EmsNotification	AddEdit.cshtml	EMS Notification user interface views.
	AddEditAction.cshtml	
	Delete.cshtml	
	DeleteAction.cshtml	



Relative Path	File	Description
	Index.cshtml	
WebSite\Views\EmsStaff	Delete.cshtml	EMS Staff user interface views.
	Edit.cshtml	
	Index.cshtml	
WebSite\Views\EventNotification	AddConfirmation.cshtml	Event Notification user interface views
	AddEdit.cshtml	
	Delete.cshtml	
	DeleteConfirmation.cshtml	
	EditConfirmation.cshtml	
	Index.cshtml	
WebSite\Views\Exception	Index.cshtml	Exception user interface views.
	WFException.cshtml	
WebSite\Views\FacilityDiversion	Add.cshtml	Facility Diversion user interface views.
	Confirmation.cshtml	
	Edit.cshtml	
	Index.cshtml	
WebSite\Views\FacilitySettings	Index.cshtml	Facility Settings user interface views.
	SaveConfirmation.cshtml	
WebSite\Views\Home	AdmissionList.cshtml	Home user interface views.
	AdmissionSuccessRemove.cshtml	
	AdmissionSuccessUndoRemove.cshtml	
	ChangeIntegratedSiteError.cshtml	
	Edit.cshtml	
	EmergencyManagementAdmissionGrid.chhtml	
	FeeUtilizationAdmissionList.cshtml	

Relative Path	File	Description
	Index.cshtml	
	MentalHealthAdmissionGrid.cshtml	
	PatientFlowAdmissionList.cshtml	
	PatientInHouseAdmissionList.cshtml	
	PatientInquiry.cshtml	
	RemoveAdmission.cshtml	
	StandardAdmissionList.cshtml	
	UndoRemoveAdmission.cshtml	
WebSite\Views\IconLegend	Index.cshtml	Icon Legend user interface view.
WebSite\Views\IconLibrary	Edit.cshtml	Icon Library user interface views.
	Index.cshtml	
	ResetConfirmation.cshtml	
	SaveConfirmation.cshtml	
WebSite\Views\Information	Index.cshtml	Information user interface view.
WebSite\Views\LogOff	Index.cshtml	LogOff user interface view.
WebSite\Views\MaintainMarquee	Index.cshtml	Maintain Marquee user interface view.
	Saved.cshtml	
WebSite\Views\NationalAndRegional	Index.cshtml	National user interface views.
	NationalAndRegionalGrid.cshtml	
	PatientListView.cshtml	
WebSite\Views\NewEvents	Index.cshtml	New events user interface view.
WebSite\Views\Numi	Delete.cshtml	NUMI user interface views.

Relative Path	File	Description
	Edit.cshtml	
	Index.cshtml	
WebSite\Views\Patient	Admission.cshtml	Patient user interface views.
	Confirmation.cshtml	
	EvacuationData.cshtml	
	GenericWfFault.cshtml	
	MentalHealthData.cshtml	
	PatientWaitingAdd.cshtml	
	PatientWaitingEdit.cshtml	
	Select.cshtml	
WebSite\Views\Reports	Index.cshtml	Patient user interface views.
WebSite\Views\Shared	_Layout.cshtml	Shared user interface views.
	_LayoutAdminPages.cshtml	
	_LayoutDevExpress.cshtml	
	_VistaIntegrationLayout.cshtml	
	Error.cshtml	
	Header.cshtml	
WebSite\Views\SiteList	Index.cshtml	Site list user interface view.
WebSite\Views\SiteOptions	EvacuationConfirmation.cshtml	Site options user interface views.
	Index.cshtml	
WebSite\Views\Transfer	AddEditResult.cshtml	
	AddTransfer.cshtml	
	EditTransfer.cshtml	

Relative Path	File	Description
	FinalizeResult.cshtml	
	FinalizeTransfer.cshtml	
	Index.cshtml	
WebSite\Views\Unauthorized	PermissionAuth.cshtml	Unauthorized user interface view.
WebSite\Views\UserConfiguration	ConfirmBulkRevoke.cshtml	User configuration views.
	Index.cshtml	
	SelectUser.cshtml	
	UserEditHasSaved.cshtml	
WebSite\Views\UnavailableReason	AddConfirmation.cshtml	Unavailable reason user interface views.
	Delete.cshtml	
	DeleteConfirmation.cshtml	
	Edit.cshtml	
	EditConfirmation.cshtml	
	Index.cshtml	
	MissingUnavailableReasonText.cshtml	
	UnavailableReasonAlreadyExists.cshtml	
	UnavailableReasonList.cshtml	
WebSite\Views\VistaIntegration	Audit.cshtml	Vista integration user interface views.
	AuditLogEntries.cshtml	
	Categories.cshtml	
	DeleteScheduler.cshtml	
	EditScheduler.cshtml	
	EditVistaSite.cshtml	
	ErrorDetail.cshtml	
	Index.cshtml	

Relative Path	File	Description
	Schedulers.cshtml	
	VistASites.cshtml	
WebSite\Views\WaitingArea	AddAction.cshtml	
	Delete.cshtml	
	DeleteAction.cshtml	
	Edit.cshtml	
	EditAction.cshtml	
	Index.cshtml	
WebSite\Views\WardConfiguration	AddEditWardConfirmation.cshtml	Ward configuration user interface views.
	Delete.cshtml	
	DeleteConfirmation.cshtml	
	Index.cshtml	
	Wards.cshtml	
WebSite\Views\WardOccupancy	Index.cshtml	Ward occupancy user interface view.
WebSite\Views\WardWhiteboard	ClearAll.cshtml	Ward whiteboard user interface views.
	Edit.cshtml	
	Index.cshtml	
	NotifyChange.cshtml	
	WardWhiteBoard.cshtml	
	WhiteboardDataOne.cshtml	
	WhiteboardDataTwo.cshtml	
WebSite\Views\WardWhiteboardUrl	Index.cshtml	Ward whiteboard url user interface view.
WebSite\Views\WhiteboardStaff	Index.cshtml	Whiteboard staff user interface view.

**Table 26-Policy Manager Files**

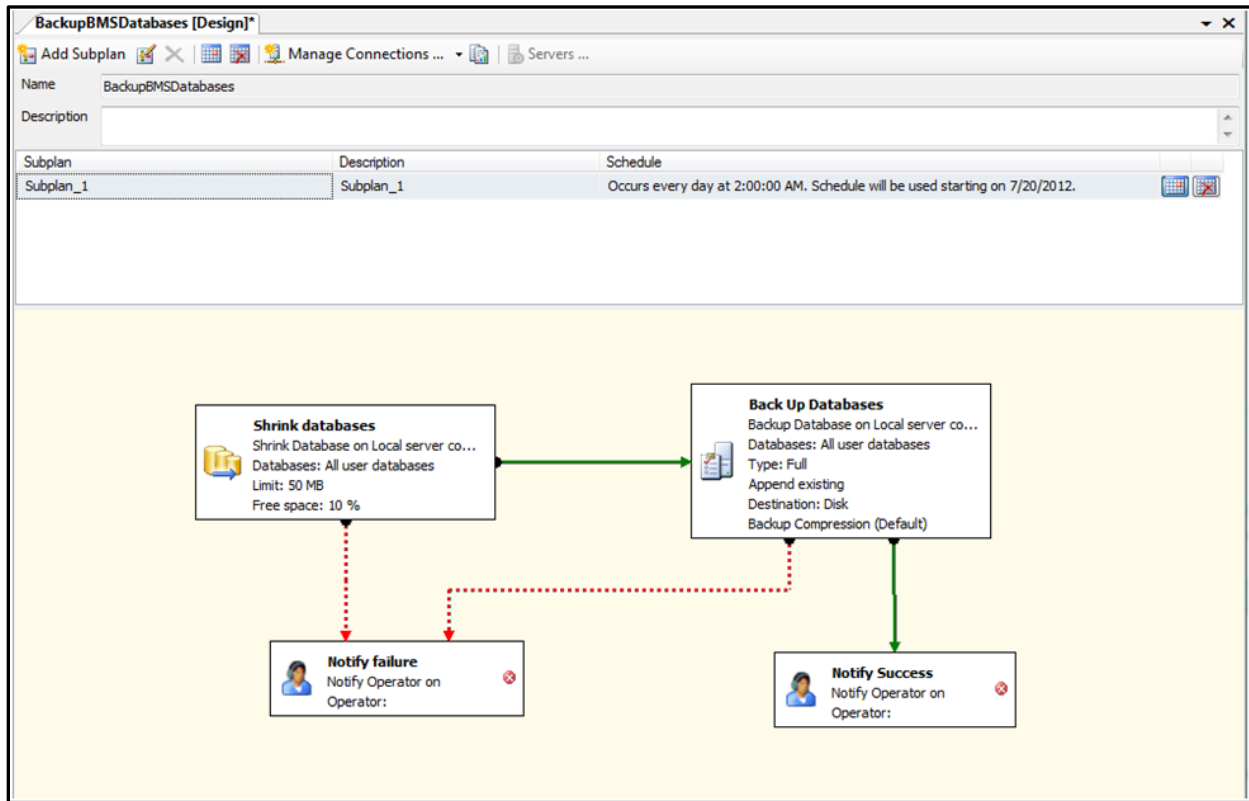
Relative Path	File	D
Consoles\PolicyManager	7zip.dll	Binaries of PolicyManager application
	AdapterRepository.dll	
	AuditTrailSender.dll	
	Infoworld.Configuration.dll	
	Log4net.dll	
	MS.Common.dll	
	MS.Configuration.dll	
	MS.Connections.dll	
	PAPPProxy.dll	
	PolicyEditor.dll	
	PolicyEditor.dll.config	
	PolicyManager.exe	
	PolicyManager.exe.config	
	ResourceSecurityProperties.dll	
	SecurityTokenCache.dll	
Tracing.dll		
WSEventing.DataAccess.dll		
Consoles\PolicyManager\ ro	PolicyEditor.resources.dll	Binaries used by Policy Manager.
	ResourceSecurityProperties.resources.dll	
Consoles\PolicyManager\ ro-RO	PolicyEditor.resources.dll	Binaries used by Policy Manager.
	ResourceSecurityProperties.resources.dll	

## 4. Archiving

All the sensitive data in the BMS solution is persisted in a collection of SQL Server Databases. Therefore the archiving process is implying the definition of maintenance plans that will regularly make backups of these databases, backups that can be restored if needed.

The maintenance plan can be defined as detailed in the following pictures:

**Figure 73-Backup Maintenance Plan**



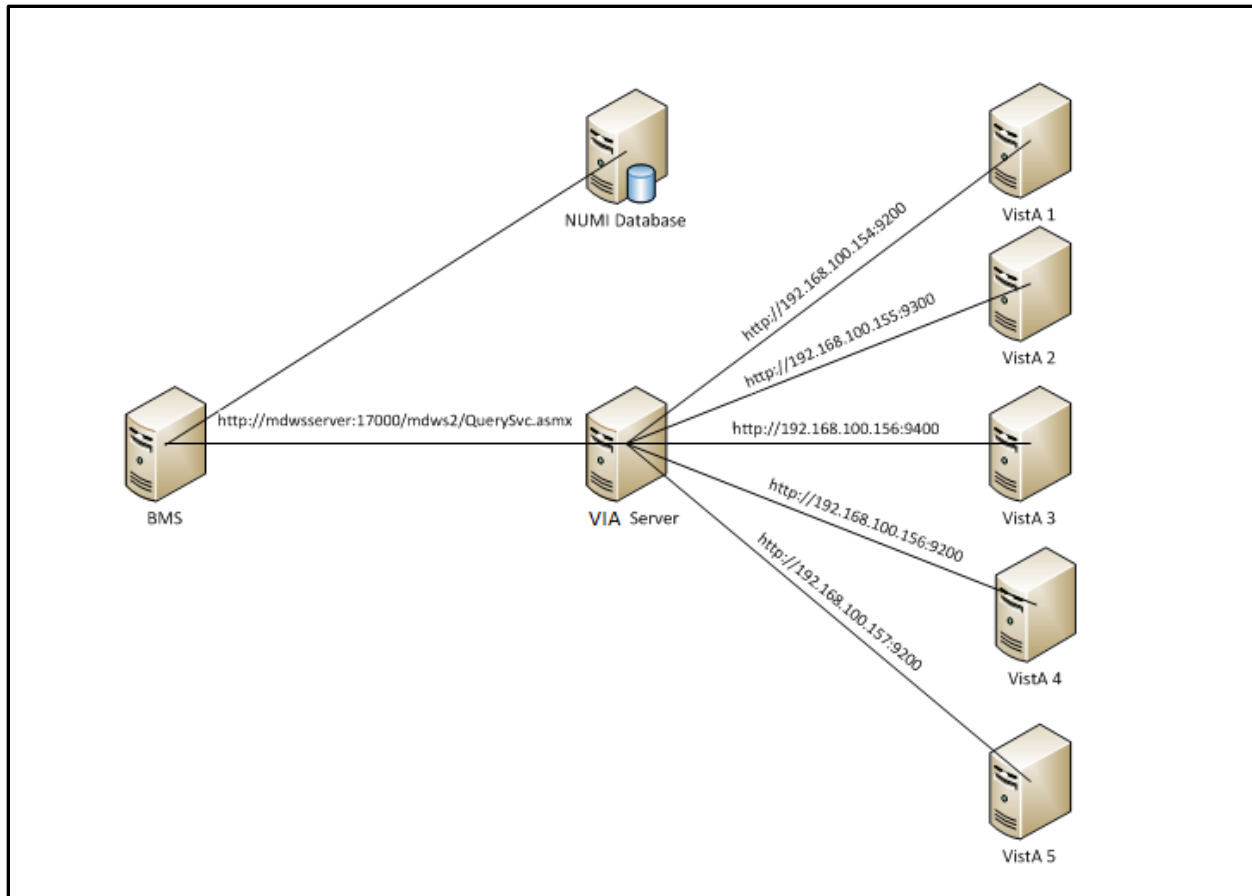
## 5. External Relationships

External relationships can be referenced from [External Interfaces](#) in the next section.

## 6. External Interfaces

VistA and NUMI are the external interfaces that are connected with the BMS system (see screenshot below):

**Figure 74-BMS External Interfaces**



- All the VISTA deployments will be connected through VIA which has replaced MDWS. In order to connect to VIA, BMS service configuration file (BMS.ServiceHost.exe.config) should be changed as followed, see **Table 4 – BMS ServiceHost Configuration Parameters** section:

ViaEndpointUrl	value="https://vaww.bms.via.va.gov/via-webservices/services/BackgroundProcessService"	value="https://vaww.bms.via.va.gov/via-webservices/services/BackgroundProcessService"
ViaRequestingApp	value="BMSBatch"	value="BMSBatch"
ViaAppToken	value="BMSB_ID577"	value="BMSB_ID577"
ViaAppPassword	value="*****"	Value="*****"
MinimumFilemanDate	Value="01/01/1992"	Value="01/01/1992"

- NUMI - A connection string to NUMI database needs to be set in service configuration file (BMS.ServiceHost.exe.config), see **Table 4 - BMS ServiceHost Configuration Parameters** section:



```
<ConnectionString>Data Source=numiserver;Initial Catalog=NUMI;Integrated Security=True;</ConnectionString>.
```

**NOTE:** All the configurations described above are using dummy servers and ports. Real deployment should use appropriate server, port and database connection strings.

## 7. Software Security

BMS Security is implemented at two levels:

- The first level of security consists in deciding which users have access to what pages (National/Regional, VISN, facility, EMS page).
- The second level of security refers to the read/write permissions (which are the pages a user can edit/update).

Both levels of security are implemented by means of the Policy Manager application described in the next section.

An additional level of security is provided by the domain restrictions: users can access only the BMS pages within the domain where they have been granted access rights.

The security services are based on well-established standards and practices such as:

- LDAP protocol;
- WS-Security specification;
- X509 certificates.

These services are in charge of providing for the following ‘functionalities’:

- CIA:
  - Confidentiality – encrypted message.
  - Integrity – message hasn’t been tampered.
  - Authentication – prove identity.
- Authorization – role based access.
- Accountability – audit trail.
- Policies – mutually agreed by involved parties.

From the client application perspective, the security services are in charge of:

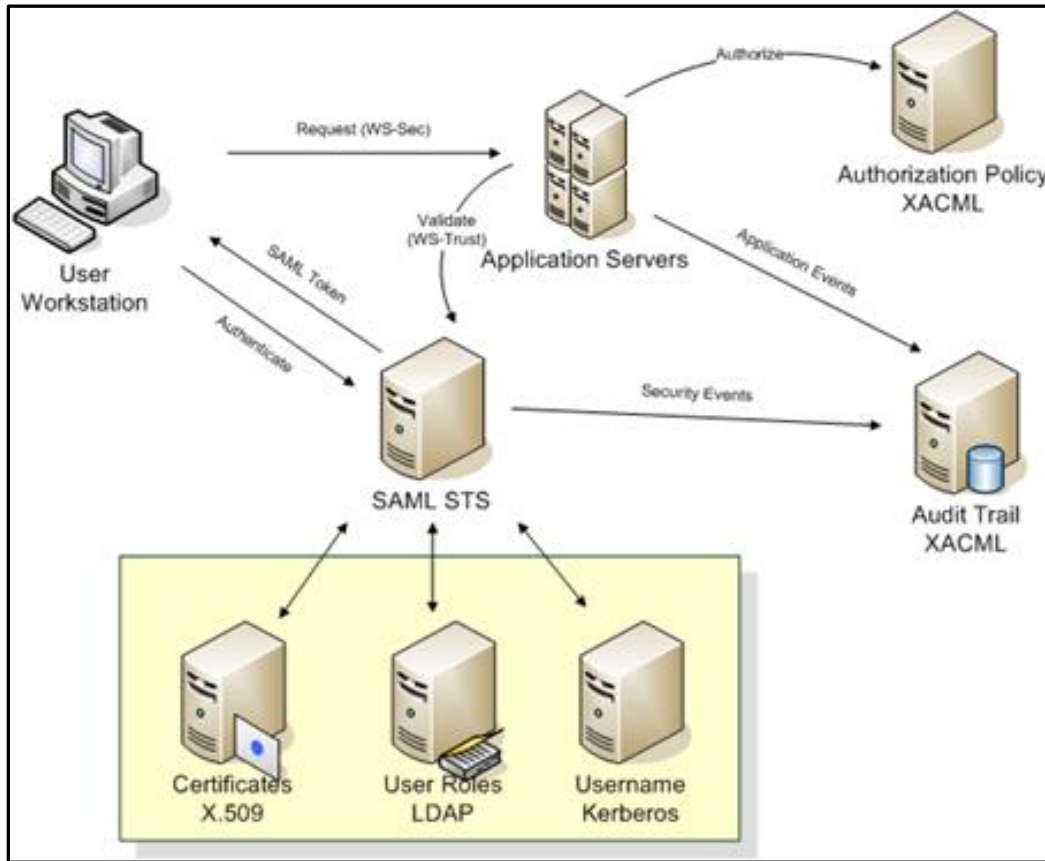
- Authentication:

SAML assertions verified by the called service.

- Role based authorization:
  - Roles stored in LDAP.
  - Policies defined using XACML language.
- Record level authorization.
- Audit trail.

The audit services provide the means to address the issues of liability management, asset protection and quality of service. To facilitate a timely response to policy violations, security incidents or infrastructure and application failures, InFlow will support monitoring, logging, analysing, and reporting on every level of its architecture.

**Figure 75-Security Services Architecture**

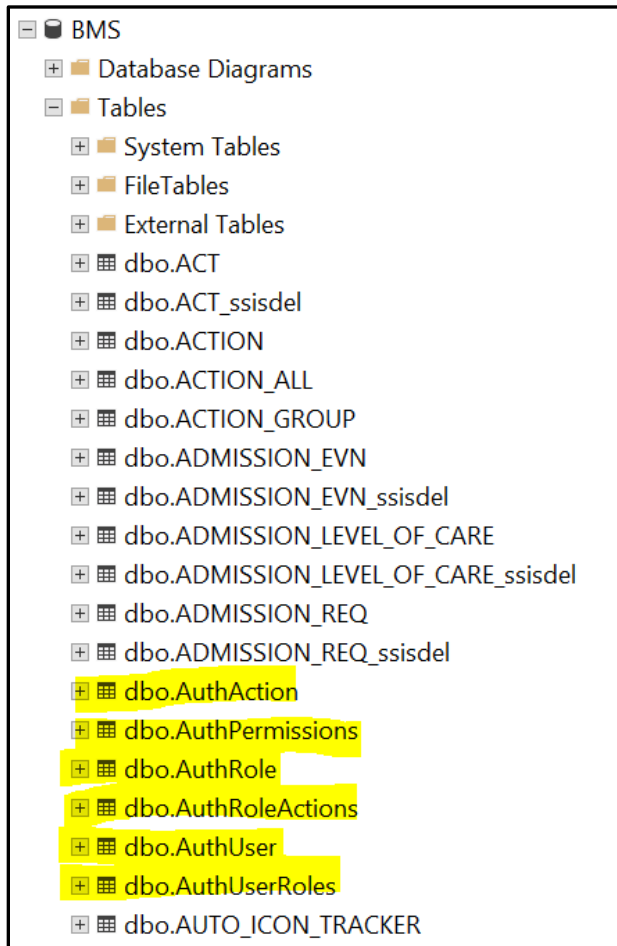


The security services consist of the authentication part: STS – security token service and authorization part: PAP – policy administration point and PDP – policy decision point.

## 7.1. Authorization and Authentication

The Policy Manager has been removed as part of the Inflow-AUTHZ replacement. To perform modifications to Actions, Permissions, Roles, or Users, the BMS database tables, below will be used.

**Figure 76 - New Tables added to BMS database for Policy Manager Replacement**



## 7.2. BMS AuthAction Table

The previously known “Operation Definitions” from using the policy manager have now been mapped to the new AuthAction table. Figure 77 displays the table example. The previous AuthActionUid has now been augmented with an integer primary key, AuthActionID. The AuthActionUid has been retained for backward compatibility, but will likely be phased out by the end of the Inflow project. The original “operation definitions” names have been maintained in the AuthActionName and AuthActionDescription fields, as well as the IsGroup and \_ssis\_timestamp.

**Figure 77-AuthAction Table**

	AuthActionId	AuthActionUid	AuthActionName	AuthActionDescription	IsGroup	_ssis_timestamp
1	1	9C5F89A1-7F4F-41DB-9433-011A6626B8EB	AdminComments, Delete Read	AdminCommentsController, Delete (GET)	0	2013-03-11 15:59:00.097
2	2	41C6C7A0-B439-42C5-B9ED-02F62D11905F	Role, SiteUsers		0	2013-03-11 15:59:00.070
3	3	54CF8822-E14F-470D-8A0A-0443467CE7BA	AdminSpecialtyAssociation, Index Read	AdminSpecialtyAssociationController, Index (GET)	0	2013-03-11 15:59:00.083
4	4	AE6CCCEAC-3FDD-4CFD-996A-05123F9792B9	AdminUnavailableReason, Update		1	2013-03-11 15:59:00.093
5	5	AB8FFB61-422B-46AC-8412-058012119652	BedInformation, ClearAll Read	BedInformationController, ClearAll (GET)	0	2013-03-11 15:59:00.017
6	6	B25CB8A4-A6B4-4C73-A997-06709737B745	EmsNotification, Index Read	EmsNotificationController, Index (GET)	0	2013-03-11 15:59:00.017
7	7	5B2AC262-DF97-48B0-A546-0812C4090F4D	AdminWhiteboardReport, Edit Read	AdminWhiteboardReport, Edit (GET)	0	2013-03-11 15:59:00.080
8	8	050E1999-6489-4054-8AB8-0829791E09B5	http://tempuri.org/IAdministrativeFunctions/GetR...		0	2013-03-11 15:59:00.067
9	9	3F8AFA34-595B-413E-85FA-083FA7DCB544	rep, UserAccess		0	2016-10-01 10:44:53.867
10	10	BDBDA25B-40BF-483D-BCAA-089B4B81DC25	Transfer, EditTransfer Read	TransferController, EditTransfer (GET)	0	2013-03-11 15:59:00.017
11	11	1FF676D0-B781-46EC-8E75-09C313EB432B	Admin, SisterSiteAddEdit Update	AdminController, SisterSiteAddEdit (POST)	0	2013-03-11 15:59:00.017
12	12	1911A116-7066-457F-9CE2-0A7B07F53542	WaitingArea, DeleteAction Update	WaitingAreaController, DeleteAction (POST)	0	2013-03-11 15:59:00.017
13	13	559A5214-F14D-4272-ACE4-0AC4649ED3C1	EmsBedStatusAdmin, Edit Read	EmsBedStatusAdminController, Edit (GET)	0	2013-03-11 15:59:00.017

### 7.3. BMS AuthPermissions Table

The AuthPermission table handles the permission mappings between the facility, user, and Permission type. (read or write) utilizing the unique key AuthPermissionsId, AuthUserId, PermissionName, and FacilityId. LastModifiedDate and LastModifiedBy is kept for auditing purposes.

**Figure 78-AuthPermissions Table**

	AuthPermissionsId	AuthUserId	PermissionName	FacilityId	LastModifiedDate	LastModifiedBy
1	1	77988	BMS, Read	102	2021-03-24 16:13:19.447	<hidden>
2	2	89619	BMS, Read	102	2021-03-24 16:13:19.447	<hidden>
3	3	13987	BMS, Read	102	2021-03-24 16:13:19.447	<hidden>
4	4	31184	BMS, Read	102	2021-03-24 16:13:19.447	<hidden>
5	5	78697	BMS, Read	102	2021-03-24 16:13:19.447	<hidden>
6	6	18031	BMS, Read	14	2021-03-24 16:13:19.447	<hidden>
7	7	31437	BMS, Read	14	2021-03-24 16:13:19.447	<hidden>
8	8	18031	BMS, Write	14	2021-03-24 16:13:19.447	<hidden>
9	9	31437	BMS, Write	14	2021-03-24 16:13:19.447	<hidden>
10	10	17739	BMS, Read	14	2021-03-24 16:13:19.447	<hidden>
11	11	34409	BMS, Write	14	2021-03-24 16:13:19.447	<hidden>
12	12	34409	BMS, Read	14	2021-03-24 16:13:19.447	<hidden>
13	13	78697	BMS, Read	14	2021-03-24 16:13:19.447	<hidden>
14	14	27597	BMS, Read	14	2021-03-24 16:13:19.447	<hidden>
15	15	62243	BMS, Read	51	2021-03-24 16:13:19.447	<hidden>

### 7.4. BMS AuthRoles Table

The AuthRoles table handles the Role definitions to be associated to Actions and Users. As noted in AuthAction, we've maintained the AuthRoleUid for backward compatibility, but added an integer primary key to quickly associate/join tables. The AuthRoleName, AuthRoleDescription column, AuthRoleAssigned, and \_ssis\_timestamp were maintained from the previous BMS\_AUTHZ database.

**Figure 79-AuthRolesTable**

	AuthRoleId	AuthRoleUid	AuthRoleName	AuthRoleDescription	AuthRoleAssigned	_ssis_timestamp
1	10	75741CAB-4E26-499F-ABDA-04B068E3D223	SiteUsers	This role is the primary role for local site users. 4/25/13 - Add...	1	2013-04-26 13:54:00.060
2	20	4BD4C907-0738-4EF1-833A-098CF5473F95	Administrators	Removed the ADMIN INDEX READ OPERATION 10/24/201...	1	2013-10-24 15:09:32.277
3	30	95F0FC0-EBB3-44E2-8513-16ADEFB29B2A	AuditLogUsers		1	2013-03-11 15:59:00.013
4	40	564610E5-F44C-448B-9D7C-309C0EFD1988	SupportUsers		1	2013-03-11 15:59:00.013
5	50	14F3AE64-AC4D-4AE2-994D-57535B0F9487	EmsStaff	This is the role assigned to the EMS Default User ID and the...	1	2013-07-16 15:49:32.033
6	60	43FB60BA-5D0A-4340-93EB-5C63754310B2	VisnUsers		1	2013-03-11 15:59:00.013
7	70	94F870F1-6D91-436C-B046-6B06E2A93CB3	Guests		1	2013-03-11 15:59:00.013
8	80	AE4A7568-D240-4E74-8A9A-71FA52F96F46	EMSSupervisorUsers		1	2013-03-11 15:59:00.013
9	90	7CECD071-0AC1-49A4-B364-7A4DE8988D55	EmsDispatch		1	2019-12-20 15:29:38.443
10	100	9A3F005A-486E-432B-95A6-A2041FE3FDE8	NationalUsers		1	2013-03-11 15:59:00.013
11	110	3A7D7517-3ECA-4EC8-A28E-B9EB077315E4	RegionalUsers		1	2013-03-11 15:59:00.013

## 7.5. BMS AuthRoleActions Table

The AuthRoleActions table associates the AuthActionId from the AuthActions table and the AuthRoleId from the AuthRoles table for purposes of tying the Roles and Actions together.

**Figure 80-AuthRoleActions Table**

	AuthRoleActionsId	AuthRoleId	AuthActionId	LastModifiedDate	LastModifiedBy
1	1	10	2	2021-03-24 16:12:26.960	<hidden>
2	2	10	14	2021-03-24 16:12:26.960	<hidden>
3	3	10	20	2021-03-24 16:12:26.960	<hidden>
4	4	10	25	2021-03-24 16:12:26.960	<hidden>
5	5	10	34	2021-03-24 16:12:26.960	<hidden>
6	6	10	37	2021-03-24 16:12:26.960	<hidden>
7	7	10	79	2021-03-24 16:12:26.960	<hidden>
8	8	10	110	2021-03-24 16:12:26.960	<hidden>
9	9	10	156	2021-03-24 16:12:26.960	<hidden>
10	10	10	169	2021-03-24 16:12:26.960	<hidden>
11	11	10	187	2021-03-24 16:12:26.960	<hidden>
12	12	10	201	2021-03-24 16:12:26.960	<hidden>
13	13	10	213	2021-03-24 16:12:26.960	<hidden>

## 7.6. BMS AuthUser Table

The AuthUser table maintains BMS user information, with a new integer primary key, AuthUsername (hidden for security purposes), the previously tracked AuthUserSID and LegacyUserPK (kept for backwards compatibility), IsSuperUser, and \_ssis\_timestamp.

**Figure 81-AuthUser Table**

	AuthUserId	AuthUserName	AuthUserSID	LegacyUserPK	IsSuperUser	_ssis_timestamp
1	1	<hidden>	S-1-5-21-682003330-839522115-725345543-50421	1	0	2013-03-12 14:20:13.140
2	2	<hidden>	S-1-5-21-682003330-839522115-725345543-500	2	0	2013-03-12 14:20:13.343
3	3	<hidden>	S-1-5-21-682003330-839522115-725345543-70969	3	0	2013-03-12 14:20:13.423
4	4	<hidden>	S-1-5-21-1814438218-152777602-930774774-308614	4	0	2013-03-12 14:20:13.513
5	5	<hidden>	S-1-5-21-1814438218-152777602-930774774-246201	5	0	2013-03-12 14:20:13.593
6	6	<hidden>	S-1-5-21-1814438218-152777602-930774774-320914	6	0	2013-03-12 14:20:13.650
7	7	<hidden>	S-1-5-21-682003330-839522115-725345543-71328	7	0	2013-04-02 06:35:53.670
8	8	<hidden>	S-1-5-21-1814438218-152777602-930774774-282579	8	0	2013-04-02 10:50:23.490
9	9	<hidden>	S-1-5-21-618345698-627661479-316617838-3708	9	0	2013-04-13 12:20:59.763
10	10	<hidden>	S-1-5-21-618345698-627661479-316617838-170777	10	0	2013-04-13 12:20:59.817

## 7.7. BMS AuthUserRoles Table

The AuthUserRoles table associates the User and the Role they are mapped to, using The AuthUserID and the AuthRoleID. The AuthUserRoles use the integer primary key column named AuthUserRolesId and also maintains the \_ssis\_timestamp.

**Figure 82-AuthUserRoles table**

	AuthUserRolesId	AuthUserId	AuthRoleId	_ssis_timestamp
1	1	2	100	2018-03-07 12:24:21.093
2	2	5	10	2013-04-15 07:20:57.333
3	3	5	20	2013-04-22 10:44:49.397
4	4	5	30	2013-04-22 10:44:51.477
5	5	5	40	2020-12-17 10:45:37.050
6	6	5	50	2013-04-15 07:20:57.120
7	7	5	60	2020-12-17 10:24:07.720
8	8	5	80	2013-04-22 10:44:51.607
9	9	5	100	2020-12-17 10:45:36.957
10	10	5	110	2020-12-17 10:45:36.987
11	11	6	10	2020-05-19 14:41:43.650

## 7.8. BMS AuthActions Listing

The entire listing of AuthActions (previously known as Task Definitions) is presented below:

**Table 27-BMS Operations**

Operation Name	Operation Description
Admin, AddEditUser Read	'Add/Edit BMS User' hyperlink from the Administration section's menu.
Admin, FacilityEdit Read	'Edit BMS Site' hyperlink from the Administration section's menu.
Admin, Index Read	'BMS Admin' hyperlink from the National And Regional Page.

Operation Name	Operation Description
Admin, SelectUser Read	'Select Existing NT User Name' button from the ADMINISTRATION SECTION - USERADD/EDIT page.
Admin, SisterSiteAddEdit Read	'Edit Sister Sites' hyperlink from the Administration section's menu.
Admin, AddUserOperations Read	'Add User' button from the ADMINISTRATION SECTION
Admin, RemoveUsers Read	'Remove Selected' button from the ADMINISTRATION SECTION - FACILITY EDIT page (Edit BMS Site
Admin, SearchUser Read	'Find' button from the 'Select user' page ('Select Existing NT User Name' button from the Administration Section
Admin, SearchUsers Read	'Find' button from the ADMINISTRATION SECTION - FACILITY EDIT page (Edit BMS Site submenu).
Admin, ClearCache Read	'Clear Cache' link from the Administration section's menu.
Admin, AddEditUser Update	'Submit' button from the ADMINISTRATION SECTION - USERADD/EDIT page.
Admin, FacilityEdit Update	'Submit' button from Administration section's menu 'Edit BMS Site' hyperlink (page ADMINISTRATION SECTION - FACILITY EDIT).
Admin, SisterSiteAddEdit Update	'Edit Sister Sites' hyperlink from the Administration section's menu, 'Submit' button.
Admin, AddUserOperations Update	'Add' button from Add users page (Add User button from the Facility page).
Admin, RemoveUserOperations Update	'Remove Selected' button from the ADMINISTRATION SECTION - FACILITY EDIT page (Edit BMS Site submenu).
AdminComments, Delete Read	'Delete' hyperlink from the Common Medical Terms page.
AdminComments, Edit Read	'Edit' hyperlink from the Common Medical Terms page.
AdminComments, Index Read	'Common Medical Terms' hyperlink from the Administration section's menu.
AdminComments, Index Update	'Save' button from the Common Medical Terms page.
AdminIcon, Delete Read	'Delete Icon' button on ADMINISTRATION SECTION - EDIT ICON page (Add/Edit Icon Submenu)
AdminIcon, Edit Read	'Edit' Link on ADMINISTRATION SECTION - ICON
AdminIcon, Index Read	'Add/Edit Icon' link on ADMINISTRATION SECTION
AdminIcon, Search Read	'Search' Link on ADMINISTRATION SECTION - ICON
AdminIcon, ViewIconReport Read	"Report' Link on ADMINISTRATION SECTION - ICON
AdminIcon, Delete Update	'Remove' button on ADMINISTRATION SECTION - DELETE ICON page (Add/Edit Icon Submenu)
AdminIcon, Edit Update	'Save' button on ADMINISTRATION SECTION - EDIT

Operation Name	Operation Description
AdminIcon, Index Update	'Up/Down arrow' buttons on ADMINISTRATION SECTION - ICON ADD/EDIT page (Add/Edit Icon)
AdminSpecialtyAssociation, Delete Read	'Delete' Link on ADMINISTRATION SECTION - Treating Specialty/NUMA/HAvBED Edit page (Treating)
AdminSpecialtyAssociation, Index Read	'Treating Specialty/NUMA/HAvBED' Link on ADMINISTRATION SECTION

Operation Name	Operation Description
AdminSpecialtyAssociation, Delete Update	'Delete' Button on ADMINISTRATION SECTION - Treating Specialty/NUMA/HAvBED Delete page
AdminSpecialtyAssociation, Index Update	'Save' Button on ADMINISTRATION SECTION - Treating Specialty/NUMA/HAvBED Edit page (Treating Specialty/NUMA/HAvBED Submenu)
AdminUnavailableReason, Delete Read	'Delete' link on ADMINISTRATION SECTION - National Unavailable Reason page (National Unavailable Reason Submenu)
AdminUnavailableReason, Edit Read	'Edit' link on ADMINISTRATION SECTION - National Unavailable Reason page (National Unavailable Reason Submenu)
AdminUnavailableReason, Index Read	'National Unavailable Reason' Link on ADMINISTRATION SECTION
AdminUnavailableReason, Delete Update	'Delete Record' button on ADMINISTRATION SECTION - National Unavailable Reason Delete page (National Unavailable Reason Submenu)
AdminUnavailableReason, Edit Update	'Submit' button on ADMINISTRATION SECTION - National Unavailable Reason Edit page (National Unavailable Reason Submenu)
AdminUnavailableReason, Index Update	'Add' button on ADMINISTRATION SECTION - National Unavailable Reason page (National Unavailable Reason Submenu)
AdminWaitingArea, Delete Read	'Delete' link on ADMINISTRATION SECTION - National Waiting Areas Parameter page (National Waiting Area Submenu)
AdminWaitingArea, Edit Read	'Edit' link on ADMINISTRATION SECTION - National Waiting Areas Parameter page (National Waiting Area Submenu)
AdminWaitingArea, Index Read	'National Waiting Area' Link on ADMINISTRATION SECTION
AdminWaitingArea, DeleteAction Update	'Delete Record' button on ADMINISTRATION SECTION - National Waiting Area Parameter Delete page (National Waiting Area Submenu)
AdminWaitingArea, Edit Update	'Submit' button on ADMINISTRATION SECTION - National Waiting Area Parameter Edit page (National Waiting Area Submenu)



Operation Name	Operation Description
AdminWaitingArea, Index Update	'Add' button on ADMINISTRATION SECTION - National Waiting Area Parameter page (National Waiting Area
AdminWhiteboardReport, Delete Read	'Delete' link on ADMINISTRATION SECTION - Whiteboard Report page (Background Processor
AdminWhiteboardReport, Edit Read	'Edit' link on ADMINISTRATION SECTION - Whiteboard Report page (Background Processor Submenu)
AdminWhiteboardReport, Index Read	'Whiteboard Report' tab on ADMINISTRATION SECTION - Background Processor page
AdminWhiteboardReport, Delete Update	'Delete Record' button on ADMINISTRATION SECTION - Whiteboard Report Delete page (Background Processor Submenu)
AdminWhiteboardReport, Edit Update	'Save' button on ADMINISTRATION SECTION - Whiteboard Report Edit page (Background Processor Submenu)
AdtOrderableItems, Index Read	Site Options, ADT Orderable Items Add/Delete hyperlink
AdtOrderableItems, Delete Update	'Delete' hyperlink from the list of orderable items.
AdtOrderableItems, Index Update	'Add' button from the Bed Board ADT Orderable Items Configuration.

Operation Name	Operation Description
BackgroundProcessors, Index Read	'Background Processors' hyperlink from Site Options page.
BackgroundProcessors, Index Update	'Save Scheduler' button from Background Processors page within Site Options.
AuditLogReport, Index Read	'View audit log' link on ADMINISTRATION SECTION
rep, Audit Log Report	Access the Audit Log Report.
BedBoard, ChangeFacility Read	Click on a facility link from the VISN Network Bed Boards list.
BedBoard, Index Read	'Return to VISN Network' hyperlink from the home page.
BedBoard, ShowFacilityBedSummaryReport Read	Click on a Facility Summary Report on VISN Network Bed Boards list
BedBoard, ShowVISNBedSummaryReport Read	Click on a VISN Summary Report on VISN Network Bed Boards list
BedBoardModule, Index Read	Site Options, Bed Board Module Enable/Disable link.
BedBoardModule, Index Update	'Submit' button from the Bed Board Module Activation and Configuration page.
BedInformation, Index Read	Ward Occupancy, click on a hyperlink from the BED column.
BedInformation, ClearAll Read	Click on button 'Clear ALL Comments For ALL Wards Associate To This Bed...'
BedInformation, NotifyChange Read	'Submit' button from the Add/Edit Bed Unavailable Reason page.

Operation Name	Operation Description
BedInformation, Index Update	Click on buttons 'Submit' and/or 'Update Reason and Comments'.
ContingencySettings, Index Read	'Contingency Settings" link on Site Settings pages.
ContingencySettings, Index Update	'Save' button on Contingency Settings page on Site Settings pages.
DischargeClinic, Index Read	Site Options, 'Discharge Appt Clinics Add/Delete' hyperlink.
DischargeClinic, Delete Update	Site Options, 'Discharge Appt Clinics Add/Delete' hyperlink, 'Delete' button.
DischargeClinic, Index Update	Site Options, 'Discharge Appt Clinics Add/Delete' hyperlink, 'Add' button.
EmsBedStatusAdmin, EMS Supervisor Read/Update	'Assigned To' drop down on EMS Bed Edit page
EmsBedStatusAdmin, EMSBatchAssign Read	'Batch Assign' button on Ems Bed Status Admin page
EmsBedStatusAdmin, EMSBatchAssign Update	'Submit' button on EMS Bed Edit page on EMS Bed Status Admin page
EmsBedStatusAdmin, Edit Read	RoomBed column link click.
EmsBedStatusAdmin, Index Read	'Return to VISN Network' link from the home page, 'Return to Regional Page' link, 'Go To Facility Bed
EmsBedStatusAdmin, SaveConfirmation Read	'Submit' button click in the Environmental Management Service Bed Status page.
EmsBedStatusAdmin, Edit Update	'Submit' button click in the Environmental Management Service Bed Status page.
EMSMobile, EMSList Read	Load Bed Clean Requests on EMS Mobile Pages
EMSMobile, Users Read	Click on a User button on EMS Mobile Pages
EMSMobile, EMSList Update	Click on a Bed Clean Request button on EMS Mobile Pages
EMSMobile, Users Update	Click on Submit button after entering a PIN on EMS Mobile Pages

Operation Name	Operation Description
EmsNotification, AddEdit Read	'Edit' link from the Current Locations table (EMS Bed Notification).
EmsNotification, AddEditAction Read	'Submit' button from the EMS Bed Notification Edit page.
EmsNotification, Delete Read	'Delete' link from the Current Locations table (EMS Bed Notification).
EmsNotification, Index Read	Site Options, 'EMS Notification Add/Edit' link
EmsNotification, DeleteAction Update	'Delete Record' button from the EMS Bed Status Notification Delete page.
EmsNotification, Index Update	'Submit' button from the EMS Bed Notification Edit page or Notifications Add page.
EmsStaff, Delete Read	'Delete' link on EMS Staff page on Site Options pages

Operation Name	Operation Description
EmsStaff, Edit Read	'Edit' link on EMS Staff page on Site Options pages
EmsStaff, Index Read	EMS Staff link on Site Options page
EmsStaff, Delete Update	'Delete Record' button on Ems Staff Delete page on Site Options pages
EmsStaff, Edit Update	'Submit' button on Ems Staff Edit page on Site Options pages
EventNotification, AddConfirmation Read	'Submit' button from the Event Notification Add page.
EventNotification, AddEdit Read	'Add' button or 'Edit' link from the Event Notifications page.
EventNotification, EditConfirmation Read	'Submit' button from the Event Notifications Edit page.
EventNotification, Index Read	Site Options, 'Event Notification Add/Edit' hyperlink.
EventNotification, Index Update	'Submit' button from the Event Notification Add page.
Exception, Index Read	Appears when an exception occurs.
FacilityDiversion, Add Read	'Add' button from the Facility Diversion page.
FacilityDiversion, AddConfirmation Read	'Add' button from the Add New Diversion Status page.
FacilityDiversion, Edit Read	'Edit' link from the Facility Diversion page.
FacilityDiversion, EditConfirmation Read	'Save' button from the Diversion Status edit page.
FacilityDiversion, FilterDiversions Read	'Current Diversions' or 'All Diversions' button from the main Facility Diversions page.
FacilityDiversion, Index Read	'Facility Diversion' hyperlink from the home page.
FacilityDiversion, Index Update	'Add' button or 'Edit' link from the Facility Diversion page.
FacilitySettings, Index Read	Site Options, Facility Settings link
FacilitySettings, Index Update	Site Options, Facility Settings link, Submit button
Home, Index Read	Home page.
Home, Index2 Read	Current, Past 30-Days, Past 60-Days, Past 90-Days home page's buttons.
Home, PatientInquiry Read	Click on the patient link from the Patients Pending Placement list (Home page).
Home, RemoveAdmission Read	Remove link from the Patients Pending Placement list (Home page).
Home, UndoRemoveAdmission Read	Undo link from the Patients Pending Placement list (Home page).

Operation Name	Operation Description
Home, RemoveAdmissionPost Update	Remove link from the Patients Pending Placement list (Home page), Remove button from the confirmation
Home, UndoRemoveAdmissionPost Update	'Undo' button on Undo Remove Admission Page on Facility HomePage

Operation Name	Operation Description
IconLegend, Index Read	'Icon Legend' link from the bottom of the Home page or Site Options, BMS Icon Legend link.
IconLibrary, Edit Read	'Edit' Link on Site Options - Site Configurable Icons page.
IconLibrary, Index Read	Site Options, Site Configurable Icons link.
IconLibrary, ResetConfirmation Read	'Reset' button on Edit Site Configurable Icon page.
IconLibrary, Edit Update	'Save' button on Site Options - Site Configurable Icons page.
IconLibrary, Index Update	'Up/Down arrow' buttons on Site Options - Site Configurable Icons page.
IconLibrary, ResetConfirmation Update	'Reset' button on Reset Site Configurable Icon page.
Information, Index Read	'Information' link from the bottom of the Home page.
MaintainMarquee, Index Read	'Maintain Marquee Text' link from the Administration Section's menu.
MaintainMarquee, ChangeMarquee Update	'Submit' button from the ADMINISTRATION SECTION - MAINTAIN MARQUEE TEXT page.
NationalAndRegional, Index Read	Home page, Return to VISN Network link, Return to Regional Page link.
NewEvents, Index Read	Home page, New Events link.
Numi, Add Read	'Add' button on ADMINISTRATION SECTION - Background Processors page (Background Processors Submenu).
Numi, Delete Read	'Delete' Link on ADMINISTRATION SECTION - Background Processors page (Background Processors Submenu).
Numi, Edit Read	'Edit' Link on ADMINISTRATION SECTION - Background Processors page (Background Processors Submenu).
Numi, Index Read	'Numi' tab on ADMINISTRATION SECTION - Background Processors page (Background Processors Submenu).
Numi, Delete Update	'Delete Record' button on ADMINISTRATION SECTION - Background Processors Delete page (Background Processors Submenu).
Numi, Edit Update	'Save' button on ADMINISTRATION SECTION - Background Processors Add/Edit page (Background Processors Submenu).
<a href="http://tempuri.org/IAdministrativeFunctions/GetDomains">http://tempuri.org/IAdministrativeFunctions/GetDomains</a>	
<a href="http://tempuri.org/IAdministrativeFunctions/GetCurrentDomain">http://tempuri.org/IAdministrativeFunctions/GetCurrentDomain</a>	
<a href="http://tempuri.org/IAdministrativeFunctions/GetRoles">http://tempuri.org/IAdministrativeFunctions/GetRoles</a>	
<a href="http://tempuri.org/IAdministrativeFunctions/GetBulkPolicies">http://tempuri.org/IAdministrativeFunctions/GetBulkPolicies</a>	

Operation Name	Operation Description
http://tempuri.org/IAdministrativeFunctions/GrantPermission	Functions used in the Administration Section, Add/Edit BMS User and Edit BMS Site submenus.
http://tempuri.org/IAdministrativeFunctions/RevokePermission	

Operation Name	Operation Description
http://tempuri.org/IAdministrativeFunctions/GetRoleByName	
http://tempuri.org/IAdministrativeFunctions/GetPermissionsByResourceType	
http://tempuri.org/IAdministrativeFunctions/GetAllUsersAndDomain	
http://tempuri.org/IAdministrativeFunctions/GetAllUserRoles	
http://tempuri.org/IAdministrativeFunctions/AssignUser	
http://tempuri.org/IAdministrativeFunctions/DeassignUser	
http://tempuri.org/IAdministrativeFunctions/GetPolicy	
http://tempuri.org/IAdministrativeFunctions/ClearPermissionsForResource	
http://tempuri.org/IAdministrativeFunctions/AddActionEntityType	
http://tempuri.org/IAdministrativeFunctions/AddOperation	
http://tempuri.org/IAdministrativeFunctions/AddRole	
http://tempuri.org/IAdministrativeFunctions/AddTask	
http://tempuri.org/IAdministrativeFunctions/AssignOperations	
http://tempuri.org/IAdministrativeFunctions/AssignRole	
http://tempuri.org/IAdministrativeFunctions/ChangeUserPassword	
http://tempuri.org/IAdministrativeFunctions/DeassignOperations	
http://tempuri.org/IAdministrativeFunctions/DeassignRole	
http://tempuri.org/IAdministrativeFunctions/DeleteActionEntityType	
http://tempuri.org/IAdministrativeFunctions/DeleteOperation	
http://tempuri.org/IAdministrativeFunctions/DeletePermissionForResourceAndOperation	
http://tempuri.org/IAdministrativeFunctions/DeletePermissionsForResourceAndOperations	
http://tempuri.org/IAdministrativeFunctions/DeleteRole	
http://tempuri.org/IAdministrativeFunctions/DeleteTask	
http://tempuri.org/IAdministrativeFunctions/GetActionTypes	

Operation Name	Operation Description
<a href="http://tempuri.org/IAdministrativeFunctions/GetAvailableDomains">http://tempuri.org/IAdministrativeFunctions/GetAvailableDomains</a>	
<a href="http://tempuri.org/IAdministrativeFunctions/GetCallerIsSuperUser">http://tempuri.org/IAdministrativeFunctions/GetCallerIsSuperUser</a>	
<a href="http://tempuri.org/IAdministrativeFunctions/GetConnectedRolesAndOperations">http://tempuri.org/IAdministrativeFunctions/GetConnectedRolesAndOperations</a>	
<a href="http://tempuri.org/IAdministrativeFunctions/GetEntityTypeTypes">http://tempuri.org/IAdministrativeFunctions/GetEntityTypeTypes</a>	
<a href="http://tempuri.org/IAdministrativeFunctions/GetOperationByName">http://tempuri.org/IAdministrativeFunctions/GetOperationByName</a>	
<a href="http://tempuri.org/IAdministrativeFunctions/GetOperationByNameExcludingId">http://tempuri.org/IAdministrativeFunctions/GetOperationByNameExcludingId</a>	

Operation Name	Operation Description
<a href="http://tempuri.org/IAdministrativeFunctions/GetOperations">http://tempuri.org/IAdministrativeFunctions/GetOperations</a>	
<a href="http://tempuri.org/IAdministrativeFunctions/GetRoleByNameExcludingId">http://tempuri.org/IAdministrativeFunctions/GetRoleByNameExcludingId</a>	
<a href="http://tempuri.org/IAdministrativeFunctions/GetRoleDefinition">http://tempuri.org/IAdministrativeFunctions/GetRoleDefinition</a>	
<a href="http://tempuri.org/IAdministrativeFunctions/GetRolesDefinitionIntersect">http://tempuri.org/IAdministrativeFunctions/GetRolesDefinitionIntersect</a>	
<a href="http://tempuri.org/IAdministrativeFunctions/GetRoleUsers">http://tempuri.org/IAdministrativeFunctions/GetRoleUsers</a>	
<a href="http://tempuri.org/IAdministrativeFunctions/GetSubscriptions">http://tempuri.org/IAdministrativeFunctions/GetSubscriptions</a>	
<a href="http://tempuri.org/IAdministrativeFunctions/GetTaskByName">http://tempuri.org/IAdministrativeFunctions/GetTaskByName</a>	
<a href="http://tempuri.org/IAdministrativeFunctions/GetTaskByNameExcludingId">http://tempuri.org/IAdministrativeFunctions/GetTaskByNameExcludingId</a>	
<a href="http://tempuri.org/IAdministrativeFunctions/GetTaskDefinition">http://tempuri.org/IAdministrativeFunctions/GetTaskDefinition</a>	
<a href="http://tempuri.org/IAdministrativeFunctions/GetTasks">http://tempuri.org/IAdministrativeFunctions/GetTasks</a>	
<a href="http://tempuri.org/IAdministrativeFunctions/GetUserBySid">http://tempuri.org/IAdministrativeFunctions/GetUserBySid</a>	
<a href="http://tempuri.org/IAdministrativeFunctions/GetUserByUsername">http://tempuri.org/IAdministrativeFunctions/GetUserByUsername</a>	
<a href="http://tempuri.org/IAdministrativeFunctions/GetUserDefinedRoles">http://tempuri.org/IAdministrativeFunctions/GetUserDefinedRoles</a>	
<a href="http://tempuri.org/IAdministrativeFunctions/GetUserGroupId">http://tempuri.org/IAdministrativeFunctions/GetUserGroupId</a>	
<a href="http://tempuri.org/IAdministrativeFunctions/GetUserRoles">http://tempuri.org/IAdministrativeFunctions/GetUserRoles</a>	
<a href="http://tempuri.org/IAdministrativeFunctions/InsertPermissionForResourceAndOperation">http://tempuri.org/IAdministrativeFunctions/InsertPermissionForResourceAndOperation</a>	
<a href="http://tempuri.org/IAdministrativeFunctions/InsertPermissionsForResourcesAndOperations">http://tempuri.org/IAdministrativeFunctions/InsertPermissionsForResourcesAndOperations</a>	
<a href="http://tempuri.org/IAdministrativeFunctions/InsertResource">http://tempuri.org/IAdministrativeFunctions/InsertResource</a>	

Operation Name	Operation Description
http://tempuri.org/IAAdministrativeFunctions/IsChild	
http://tempuri.org/IAAdministrativeFunctions/RefreshCache	
http://tempuri.org/IAAdministrativeFunctions/SearchUsers	
http://tempuri.org/IAAdministrativeFunctions/SetCurrentDomain	
http://tempuri.org/IAAdministrativeFunctions/SynchronizeAllSubscribers	
http://tempuri.org/IAAdministrativeFunctions/UpdateOperation	
http://tempuri.org/IAAdministrativeFunctions/UpdateRole	
http://tempuri.org/IAAdministrativeFunctions/UpdateTask	
Patient, Admission Read	'Edit' link from the Home page, Patients Pending Placement list.
Patient, Select Read	'Add New Patient' link from the Home page, Patients Pending Placement section.
Patient, Admission Update	'Submit' button from ADD/EDIT Patients Pending Placement page.

Operation Name	Operation Description
rep, Active Admission Orders Report	Access the Active Admission Orders Report.
rep, Active Discharge Orders Report	Access the Active Discharge Orders Report.
rep, Active Transfer Orders Report	Access the Active Transfer Orders Report.
rep, Antic Discharge Orders Report	Access the Antic Discharge Orders Report.
rep, Audit Log Report	Access the Audit Log Report
rep, BED AVAILABILITY STATUS REPORTQu	Access the BED AVAILABILITY STATUS REPORT.
rep, Bed Specialty Report	Access the Bed Specialty Report.
rep, Bed Specialty Roster	Access the Bed Specialty Roster.
rep, Bed Summary Report	Access the Bed Summary Report.
rep, Bed Turnaround Time Report	Access the Bed Turnaround Time Report.
rep, Beds Out of Service Report (All)	Access the Beds Out of Service Report (All).
rep, Beds Out of Service Report (By Date)	Access the Beds Out of Service Report (By Date).
rep, Discharge Order Difference Report	Access the Discharge Order Difference Report
rep, Discharges In Progress	Access the Discharges In Progress.
rep, Emergency Management Report	Access Emergency Management Report
rep, EMS Bed Status Report (Admin)	Access the EMS Bed Status Report
rep, Facility Diversion Report	Access the Facility Diversion Report

Operation Name	Operation Description
rep, Icon Usage Report	Access the Icon Usage Report
rep, Patient Inquiry	Access the Patient Inquiry report.
rep, Patient Movement Report	Access the Patient Movement Report.
rep, Patient Movements by Date	Access the Patient Movements by Date.
rep, Patients w Discharge Appointments	Access the Patients w Discharge Appointments.
Rep, PPBP by Date Range Report	Access the PPBP By Date Range Report
rep, Scheduled Admissions by Date	Access the Scheduled Admissions by Date.
rep, Scheduled Admissions Report	Access the Scheduled Admissions Report.
rep, UserAccess	Access the UserAccess Report
rep, VISN Bed Summary Report	Access VISN Bed Summary Report
rep, VISN Emergency Management Report	Access the VISN Emergency Management Report
rep, VISN Diversion Report	Access the VISN Diversion Report
rep, VISN Network Active Report	Access the VISN Network Active Report.
rep, VISN Network Audit Report	Access the VISN Network Audit Report.
rep, VISN Network Contract Report	Access the VISN Network Contract Report.
rep, VISN Network Disposition Report	Access the VISN Network Disposition Report.
rep, Wait List Status Report	Access the Patients Pending Placement Status Report.
Reports, Index Read	'Submit' buttons from the Home page corresponding to the reports.
SiteOptions, Index Read	Home page, Site Options link.
SiteOptions, EvacuationConfirmation Read	Access to Evacuation Confirmation page.
SiteOptions, Index Update	'Submit' button from Site Options page.
SiteOptions, EvacuationConfirmation Update	'Save' button from Evacuation Confirmation page.
Transfer, AddTransfer Read	VISN page, Add New Patient button, Submit button from the Select Patient page.
Transfer, EditTransfer Read	'Edit' link from the VISN page, Patients in Community

Operation Name	Operation Description
	Hospitals list.
Transfer, FinalizeTransfer Read	'Finalize' link from the VISN page, Patients in Community Hospitals list.
Transfer, Index Read	VISN page, Add New Patient button.
Transfer, AddTransfer Update	VISN page, Add New Patient button, Submit button from the Select Patient page, and Submit button from the Enter Patient Data page.
Transfer, EditTransfer Update	'Edit' link from the VISN page's Patients in Community Hospitals list and then Submit button.



Operation Name	Operation Description
Transfer, FinalizeTransfer Update	'Finalize' link from the VISN page's Patients in Community Hospitals list and then Submit button from the Finalize Patient Data page.
UnavailableReason, Delete Read	'Delete' link from the Bed Board Site Unavailable Reason page's list.
UnavailableReason, Edit Read	'Edit' link from the Bed Board Site Unavailable Reason page's list.
UnavailableReason, Index Read	Site Options, Unavailable Reason Add/Edit link.
UnavailableReason, Delete Update	'Delete' link from the Bed Board Site Unavailable Reason page's list and then 'Delete Record' button.
UnavailableReason, Edit Update	'Edit' link from the Bed Board Site Unavailable Reason page's list and then Submit button.
UnavailableReason, Index Update	'Add' button from the Bed Board Site Unavailable Reason page.
UserConfiguration, Index Read	Site Options, Add/Edit BMS User link.
UserConfiguration, SearchUser Read	'Find and Save' buttons from the 'Select user' page ('Select Existing NT User Name' button from the Site
UserConfiguration, SelectUser Read	'Select Existing NT User Name' button from the Site Options - Add/Edit BMS User page.
UserConfiguration, Index Update	'Submit' button from the Site Options - Add/Edit BMS User page.
VistaIntegration, Audit Read	'Audit' tab on ADMINISTRATION SECTION - Background Processors page (Background Processors Submenu) and 'Filter By' button from the 'Audit' tab.
VistaIntegration, Categories Read	'Vista Integration' tab on ADMINISTRATION SECTION - Background Processors page (Background Processors Submenu).
VistaIntegration, DeleteScheduler Read	'Add new scheduler' link and select a scheduled name from the 'Scheduled' tab.
VistaIntegration, Index Read	'Background Processors' link on ADMINISTRATION SECTION.
VistaIntegration, Schedulers Read	'Schedulers' tab on ADMINISTRATION SECTION - Background Processors page (Background Processors Submenu).
VistaIntegration, TestMDWSCConnection Read	'TestMDWSCConnection' button from the 'Vista Sites' tab.
VistaIntegration, TestODBCConnection Read	'TestODBCConnection' button from the 'Vista Sites' tab.
VistaIntegration, VistaSites Read	'Vista Sites' tab on ADMINISTRATION SECTION - Background Processors page (Background Processors Submenu).
VistaIntegration, Categories Update	'Save and Run' buttons from the 'Vista Integration' tab.
VistaIntegration, DeleteScheduler Update	'Delete' link from the 'Scheduled' tab and then 'Delete Record' button.

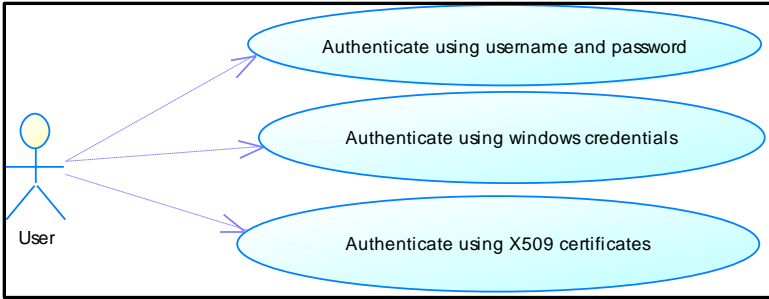
Operation Name	Operation Description
VistaIntegration, Schedulers Update	'Save' button from the 'Scheduled' tab.
VistaIntegration, VistASites Update	'Save' button from the 'VistA Sites' tab.
WaitingArea, Delete Read	'Delete' link from the Patient Waiting Areas page's list of Current Waiting Areas.
WaitingArea, Edit Read	'Edit' link from the Patient Waiting Areas page's list of Current Waiting Areas.
WaitingArea, Index Read	Site Options, Waiting Area Add/Delete link.
WaitingArea, DeleteAction Update	'Delete' link from the Patient Waiting Areas page's list of Current Waiting Areas and then 'Delete Record' button.
WaitingArea, Edit Update	'Edit' link from the Patient Waiting Areas page's list of Current Waiting Areas and then Submit button.
WaitingArea, Index Update	'Add' button from the Patient Waiting Areas page.
WardConfiguration, Delete Read	'Delete' link from the Bed Board Ward Configuration, Current Vista Wards list.
WardConfiguration, Index Read	Site Options, Vista Ward Add/Edit link.
WardConfiguration, Index Update	Site Options, Vista Ward Add/Edit link, Save button.
WardConfiguration, DeleteWard Update	Site Options, Vista Ward Add/Edit link, Delete operation.
WardOccupancy, Index Read	'Submit' button from the Home page corresponding to the Ward Occupancy.
WardWhiteboard, Edit Read	Click on a link from the BED column from WARD Whiteboard Report.
WardWhiteboard, EditPT Read	Click on a link from the PT column from the WARD Whiteboard Report.
WardWhiteboard, Index Read	Home page, 'Ward Whiteboard' link.
WardWhiteboard, NotifyChange Read	Click on a link from the BED column from WARD Whiteboard Report and then on the Submit button.
WhiteboardStaff, Index Read	Click on the checkbox from the STAFF column from the WARD Whiteboard Home.
WardWhiteboard, ShowReport Read	'Export Report' link from the right of the WARD Whiteboard Home page or WARD Whiteboard Report page, Export Report.
WardWhiteboard, Submit Read	'Submit' button from the WARD Whiteboard Home page.
WardWhiteBoard, WardWhiteBoard Read	Home page, 'Ward Whiteboard' link, Submit button from the WARD Whiteboard Home.
WardWhiteboard, ClearAll Read	Click on a link from the BED column from WARD Whiteboard Report and then click on the button 'Clear ALL Comments For ALL Wards Associate To This Bed...'.
WardWhiteBoard, WardWhiteBoard Update	Click on a staff name from the STAFF column from the WARD WhiteBoard Report and then click on the image 'Save Staff'.

Operation Name	Operation Description
WhiteboardStaff, Index Update	Click on the checkbox from the STAFF column from WARD Whiteboard Report and then on the 'Save' button.
WardWhiteboard, Edit Update	Click on a link from the BED column from WARD Whiteboard Report and then on the Submit button.

## 7.9. Business Scenarios and Use Cases

### Authentication


Figure 83-Authentication Use Cases



Section	Description
<b>Use Case Name</b>	User authentication
<b>Summary</b>	In the above diagram it is represented the methods that a client application can use to authenticate their users.
<b>Preconditions</b>	The users, that will use the client application, need to be defined in an Active Directory
<b>Triggers</b>	External
<b>Basic course of events</b>	<ol style="list-style-type: none"> <li>1. The client application will validate through SSOi</li> <li>2. SSOi verifies the login information and BMS verifies the user has a role.</li> <li>3. The system returns the result of the verification to the client application.</li> </ol>

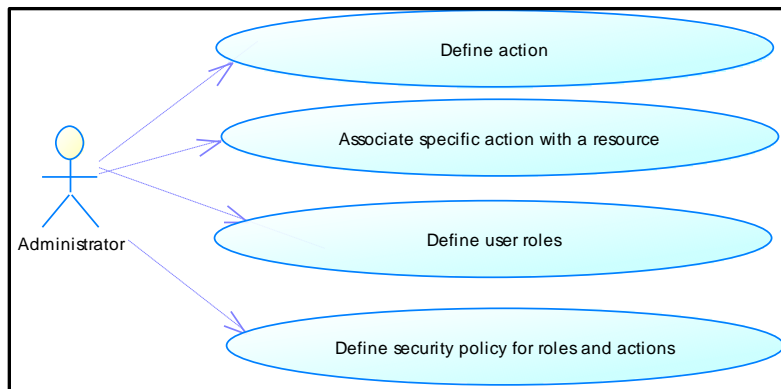
### Authorization

Figure 84-Authorization Use Cases



Section	Description
<b>Use Case Name</b>	User authorization
<b>Summary</b>	In the above diagram it is represented the methods that a client application can use to check if an authenticated user has access to a specified action on a resource.
<b>Preconditions</b>	The users, actions and resources must be defined in an Active Directory structure that the Security Service is using.
<b>Triggers</b>	External
<b>Basic course of events</b>	<ol style="list-style-type: none"> <li>1. The client application will invoke a check access method for a specified action on a specific resource</li> <li>2. The system will find the actions that the requesting users has access</li> <li>3. The system returns true/false if the action requested is among the users defined actions</li> </ol>

**Figure 85- Authorization Administration Use Cases**



Section	Description
<b>Use Case Name</b>	Action and resource management
<b>Summary</b>	Administrative console can define actions and resources and associate an action with a resource type.
<b>Preconditions</b>	The association method mandates that the action and the resource type should already be defined
<b>Triggers</b>	External
<b>Basic course of events</b>	<ol style="list-style-type: none"> <li>1. The client application will invoke a create action</li> <li>2. The system will try to create requested action.</li> <li>3. The system will fail if the specified action name already exists, or specified id already exists.</li> </ol>

Section	Description
<b>Use Case Name</b>	Role management
<b>Summary</b>	Administrative console can define user roles and associate users/user groups with roles.
<b>Preconditions</b>	The association method mandates that the role should already be defined
<b>Triggers</b>	External

Section	Description
<b>Basic course of events</b>	<ol style="list-style-type: none"> <li>1. The client application will invoke a create role</li> <li>2. The system will try to create requested role.</li> <li>3. The system will fail if the specified role name already exists, or specified id already exists.</li> </ol>

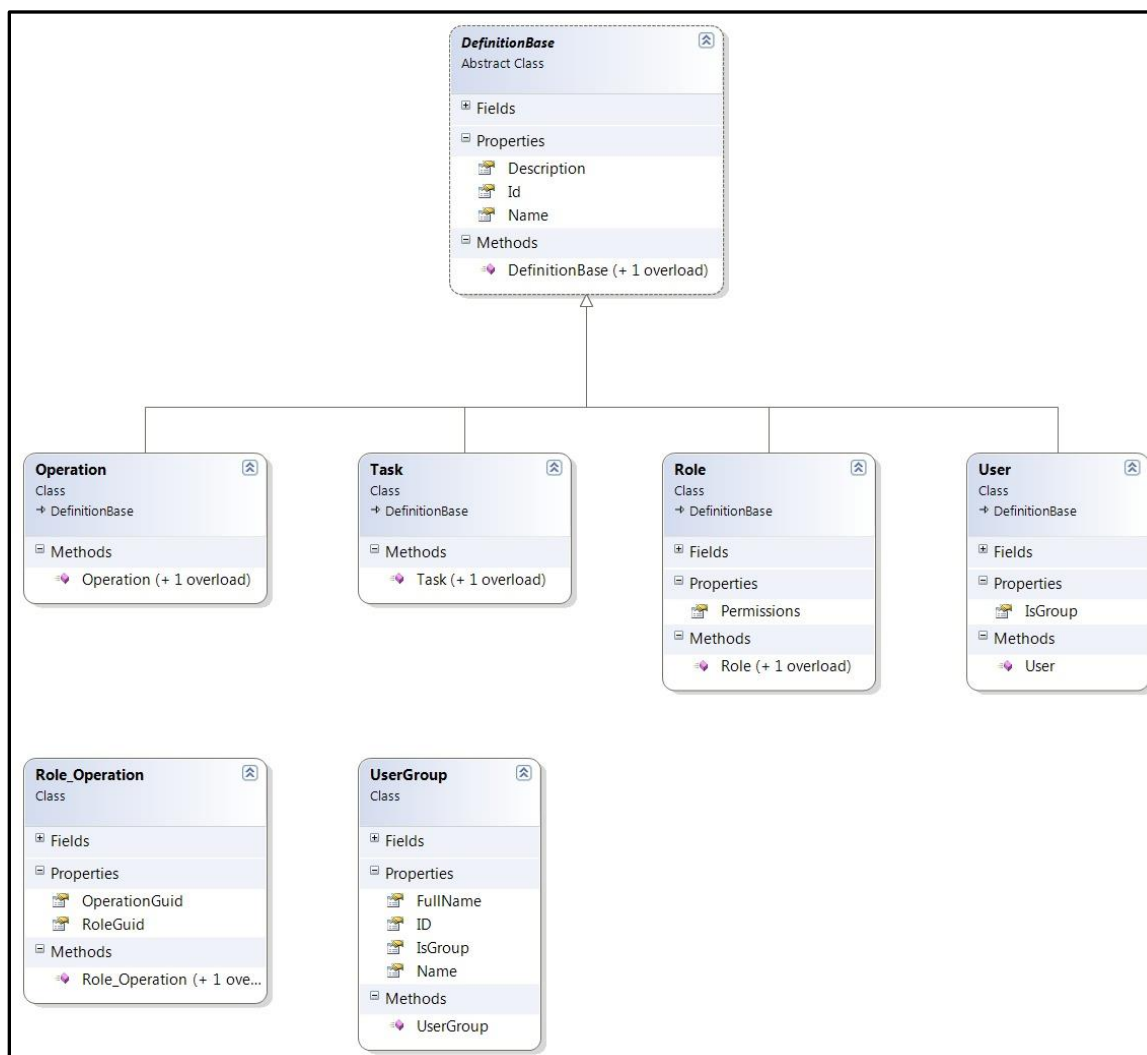
Section	Description
<b>Use Case Name</b>	Security policy management
<b>Summary</b>	Administrative console can associate users (groups of users) with roles. These roles are then associated with an action (operation).
<b>Preconditions</b>	The association method mandates that the action and the resource type should already be defined.
<b>Triggers</b>	External

## 8. Detailed Functional Model on Each Interface

### 8.1. BMS Authentication and Authorization

- **Authentication** - BMS connects with single sign-on (SSOi) and the user inputs their PIV pin. The SSOi headers are supplied by the SSOi service validating their user credentials to the BMS Application. Their user credentials are parsed from the SSOi headers in order to verify that the user is authenticated and has a role in the BMS application. If the user does NOT have a role in BMS, the login is rejected.
- **Authorization** - Authorization occurs within the BMS Service layer. The application utilizes the Security Wrapper to Check Action and Check Permission for the user's account. The Security Wrapper queries the BMS database and the new Auth tables defined beginning in section 7.1.
- **Check Action** - Check Action queries the BMS database via the Security Wrapper for User Roles (BMS.AuthRole and BMS.AuthUserRoles) against the defined Actions (BMS.AuthAction and BMS.AuthRoleActions).
- **Check Permission** - The BMS Application validates the user's permission via the Security Wrapper by calling the CheckPermission to determine Read or Write access to a specific facility. This functionality is primarily reading the BMS.AuthUser and BMS.AuthPermissions tables.

Figure 86-Class Diagram for Data Contracts in PAP and PDP



## 8.2. BMS Roles

BMS users fall under the following categories:

**Administrators:** This type of user will customize the BMS settings according to the needs of a facility. They will have access to the Site Options pages. This role refers to a group of users whose members are the person(s) responsible for setting up BMS options for the current facility.

**AuditLogUsers:** This type of user will have access to Audit Log Report. This role cannot be used alone, only together with another role.

**EmsStaff:** The EMS group of users will be allowed to edit and update the bed cleaning process but not the other parts of the bed board. Any member of your EMS staff that will be interacting with BMS must be in this group.

**EMSSupervisorUsers:** The EMS supervisor group of users will be allowed to view the requests for bed clean operations, to filter existing requests by different criteria and to select requests in order to assign them to EMS staff. This role cannot be used alone, only together with EmsStaff role.

**Guests:** The guest user will be allowed to generate the National Bed Availability report from National/Regional page.

**National Users/Regional Users:** This type of user will have access to the National/Regional page only.

**Site Users:** This type of user only has access to the BMS facility page.

**Support Users:** This type of user will have access to the Administrative page of the BMS solution. They configure the sites for the BMS facilities and grant access and read/write rights to the users.

**VISN Users:** This type of user will have access to the pages of different facilities within the VISN where they have been granted access.

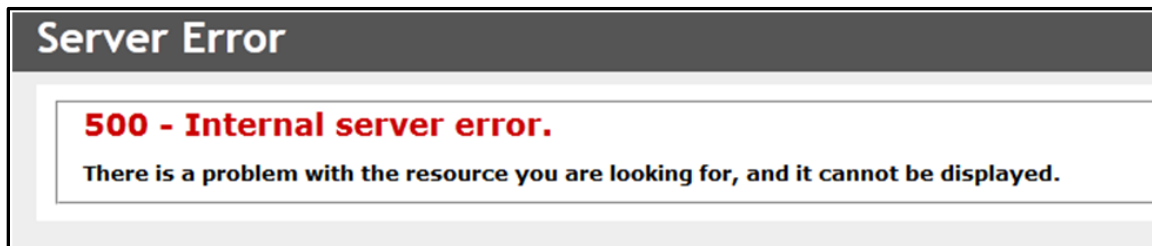
## 9. Troubleshooting

This section contains information on common issues with using BMS solution and how those may be resolved.

### 9.1. Symptom 1

When you try to load the BMS application, one of the following error messages appear:

**Figure 87-500 Server Error**



#### **Problem**

IIS is not started/running.

#### **Diagnoses and Solutions**

Start the IIS Manager and check if the Application Pool Identity is set to the correct service account. (). Verify the BMS pool is started, If stopped right click on the BMS, Select 'Start'.

### 9.2. Symptom 2

When trying to load the BMS application, one of the following error messages appears:

**Figure 88-No Facilities Error**



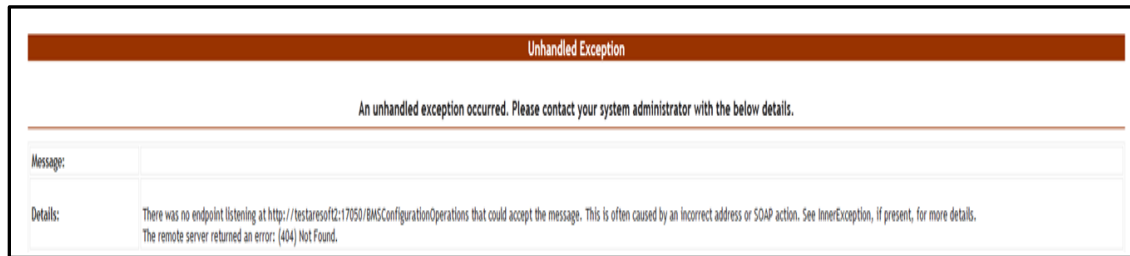
### **Diagnoses and Solutions**

Go to the MULx5 machine and check if the BMS.ServiceHost service is stopped. Start the services.msc console and start the service.

## **9.3. Symptom 3**

When trying to load the BMS application, one of the following error messages appears:

**Figure 89-Unhandled Exception**



### **Diagnoses and Solutions**

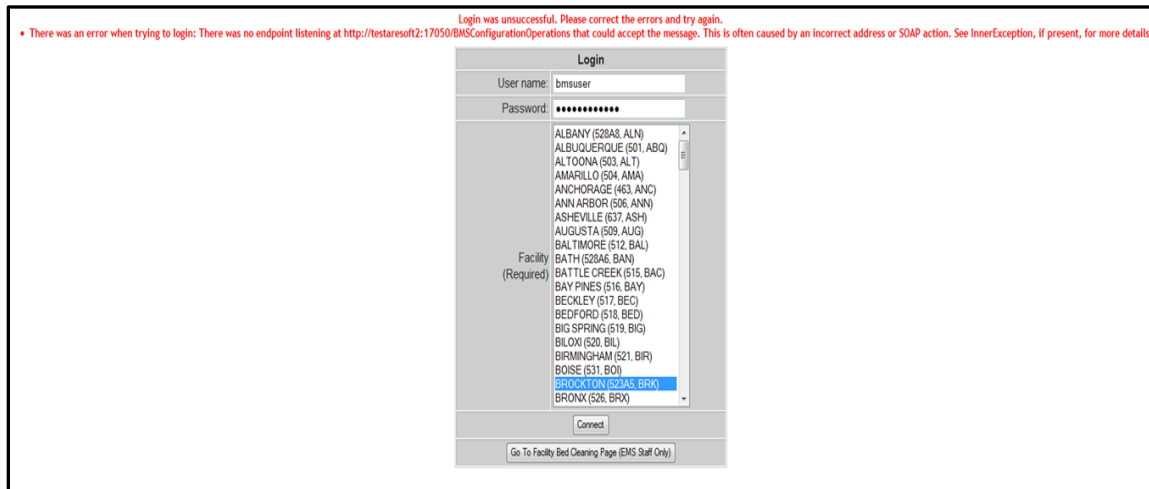
- Check if BMS.BMSservice service is stopped or SQL Server might also have stopped.
- Go to the SQL Server machine and start the SQL Server from the SQL Server Configuration Manager. Verify if the connection string to the database server is set properly.
- Then go to the services' machine, start the services.msc console and start the BMS.BMSservice service.

## **9.4. Symptom 4**

When trying to log-in to the BMS application, the following error is displayed:



**Figure 90-Login Unsuccessful**



## Diagnoses and Solutions

Check if BMS.BMSservice service is stopped. Go to the services' machine, start the services.msc console and start the service.

## 9.5. Symptom 5

Data does not appear in the reports. Data does not get refreshed in the reports.

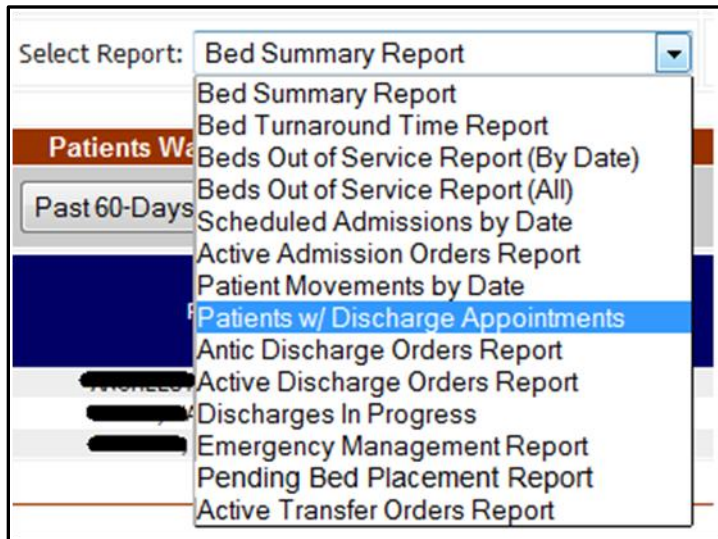
## Diagnoses and Solutions

In SQL Configuration Manager, check if the SQL Server Agent is started, and if it isn't start it; then, in the SQL Server Management Studio, check if the *BMS - Reports Full* and *BMS - Reports Incremental* are deployed and run without errors. If the jobs are not deployed, install them.

## 9.6. Symptom 6

A report is missing from Other Reports section on the Facility Home Page (e.g. *EMS Bed Status Report (Admin)*).

**Figure 91- EMS Bed Status Report is Missing**



### **Diagnoses and Solutions**

Check if the report is missing from the SQL Server Reporting Services. Go to the management web page and add the missing report (Upload File).

## **9.7. Symptom 7**

When trying to view one of the reports (other than the *Other Reports*) the following error appears:

**Figure 92- Report Cannot be Found**



### **Diagnoses and Solutions**

Check if the mentioned report is missing from the Reporting Services. Go to the management web page and add the specified report.

## **9.8. BMS Log Files**

There are five log files available to anyone supporting the BMS system, the **WinServiceHost**, the **SecurityHost**, the **BMS.ServiceHost**, the **BMS.VI.ServiceHost** and the **WebTrace log**.

- The WinServiceHost log file is named BMS-Services.log and its location is on the application server (vaausbmsmulx5) D:\BMS\Bin.
- The BMS.ServiceHost logfile is named BMS.trace.log and its location is on the application server (vaausbmsmulx5) at D:\BMS\Bin\BMS.
- The BMS.VI.ServiceHost logfile is named BMS.VI.trace.log and its location is on the application server (vaausbmsmulx6) at D:\BMS\Bin\BMS.

- The Web trace log is named WebTrace.log and its location is on the web server (vausbmswebx5) at D:\BMS\BMS.Web.

These logs contain various types of information (informational, warnings, and errors) with the exception of the web trace log, which only contains error messages.

There is no log file for MDWS, those errors are captured through our integration calls and posted in the BMS.ServiceHost log file (Trace.log). These are bit trickier to debug as in any attempt requires the exact parameters to be passed to MDWS.

## 10. Appendix A – BMS Diagrams

### 10.1. Business Process Diagrams

Figure 93-Admit Patient to PPBP Business Process

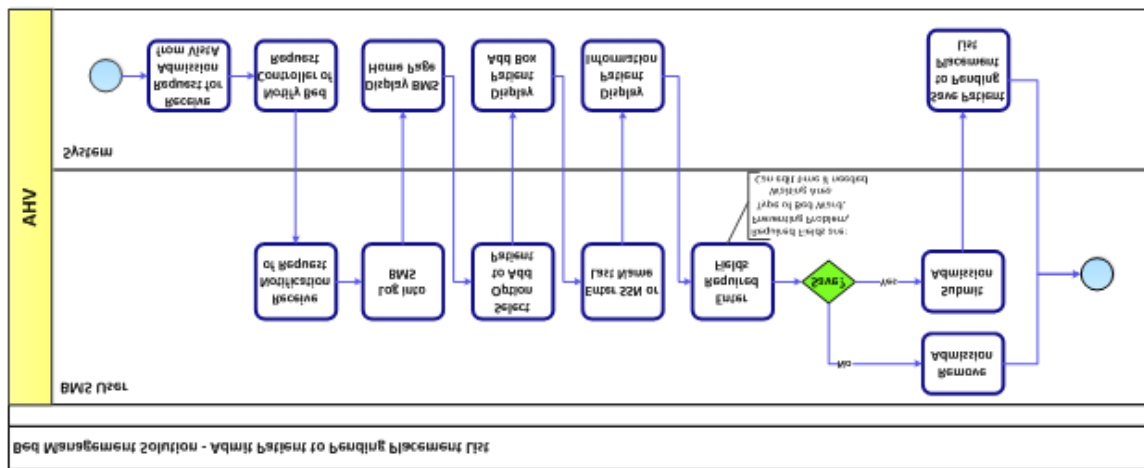
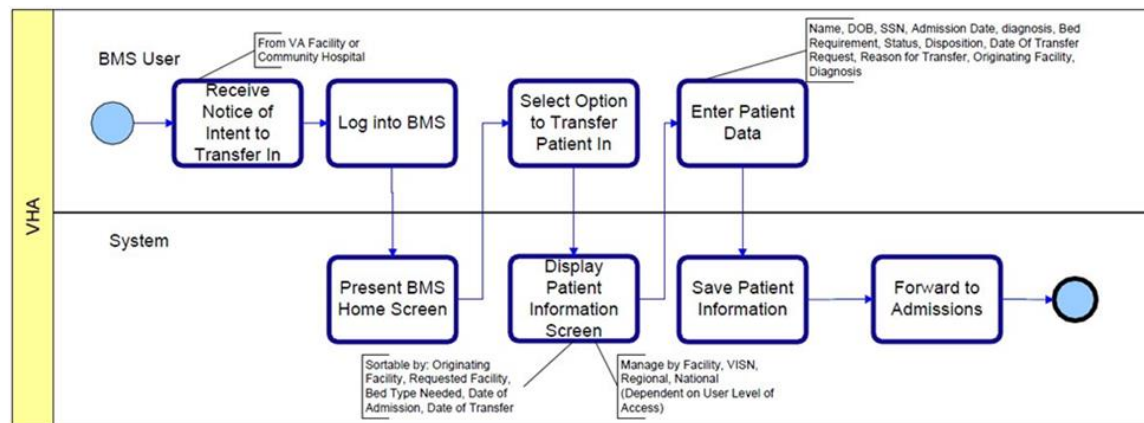
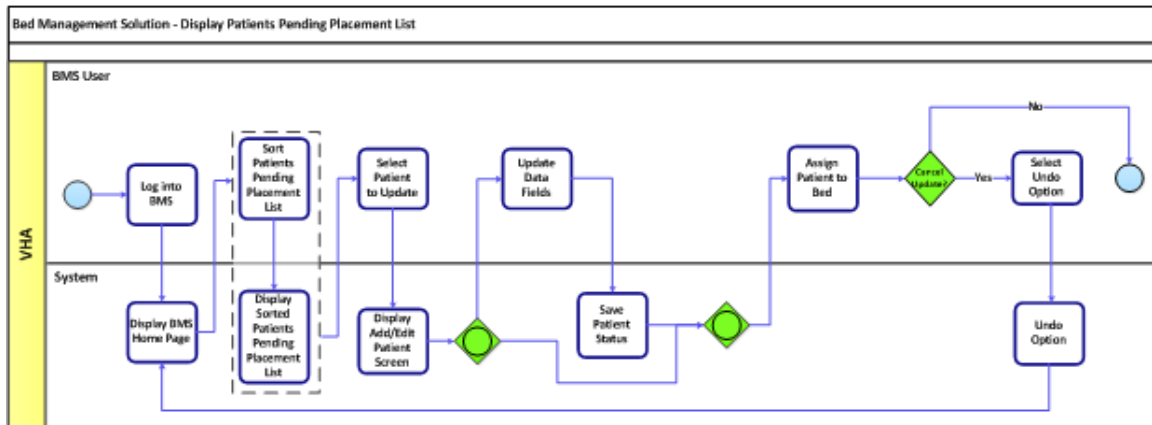


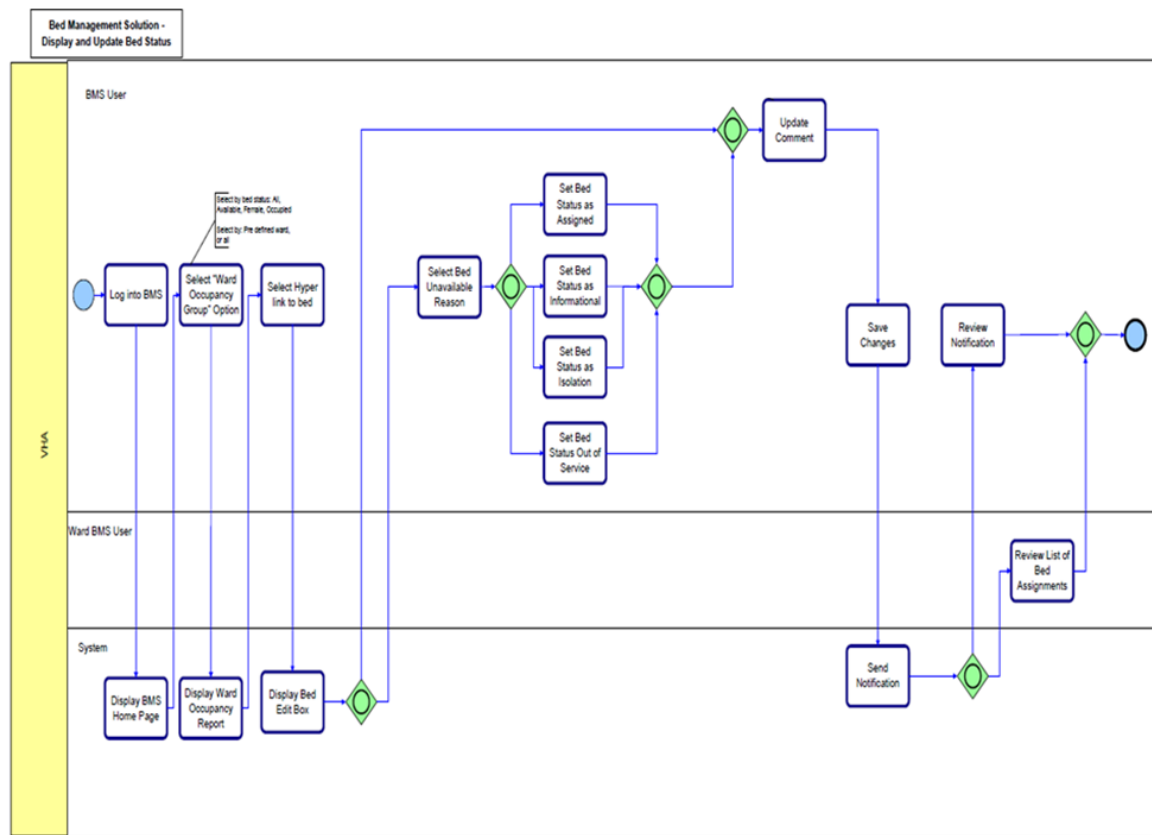
Figure 94-Transfer Patients to PPBP Business Process



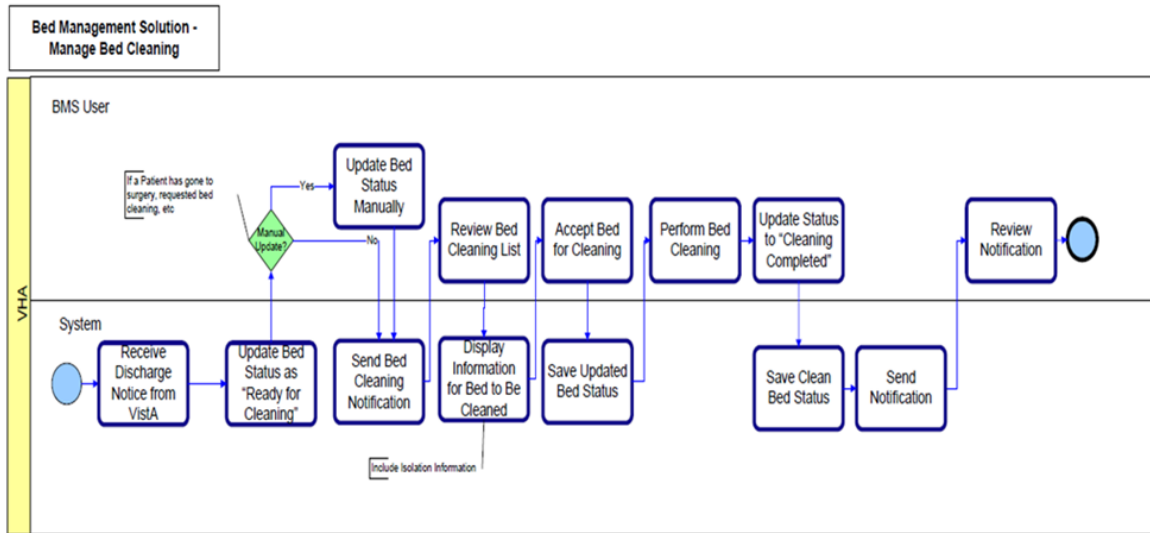
**Figure 95-Display and Update PPBP Business Process**



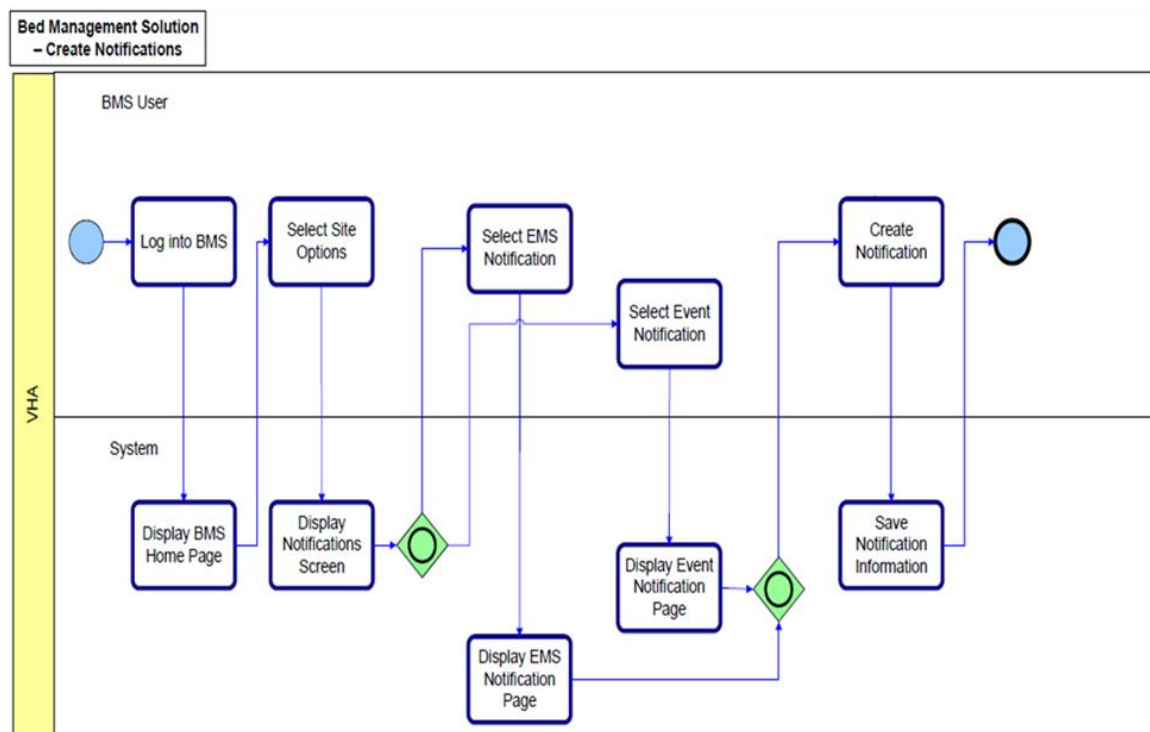
**Figure 96-Display and Update Bed Status Business Process**



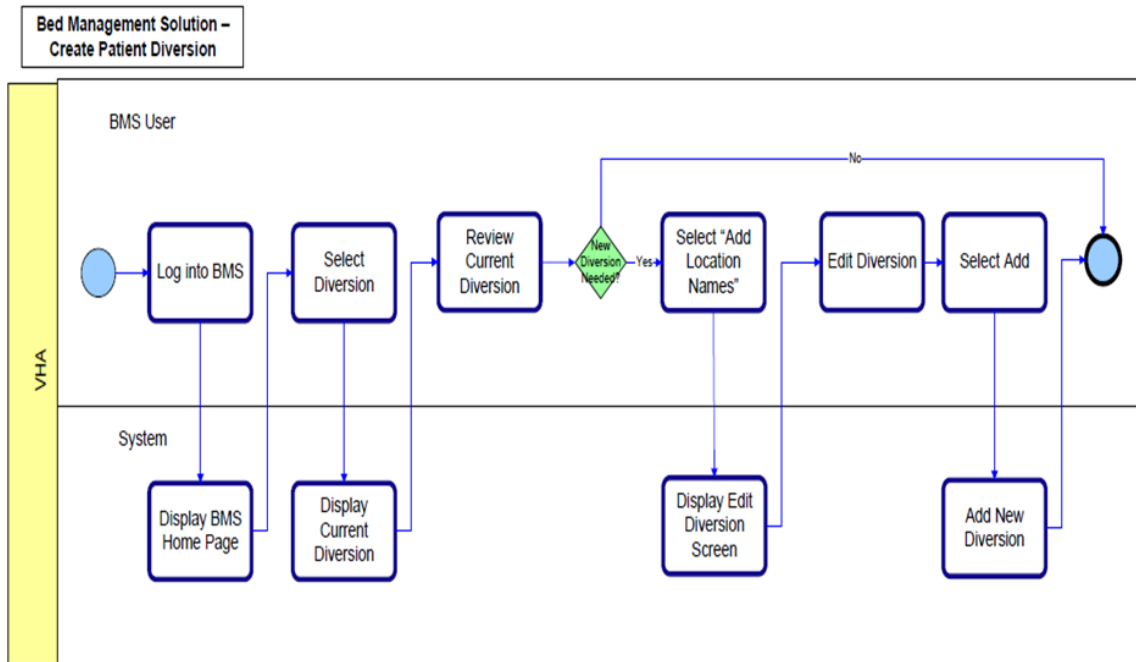
**Figure 97-Manage Bed Cleaning Business Process**



**Figure 98-Create Notification Business Process**



**Figure 99-Create Facility Diversion Business Process**



**Figure 100-Manage Whiteboard Business Process**

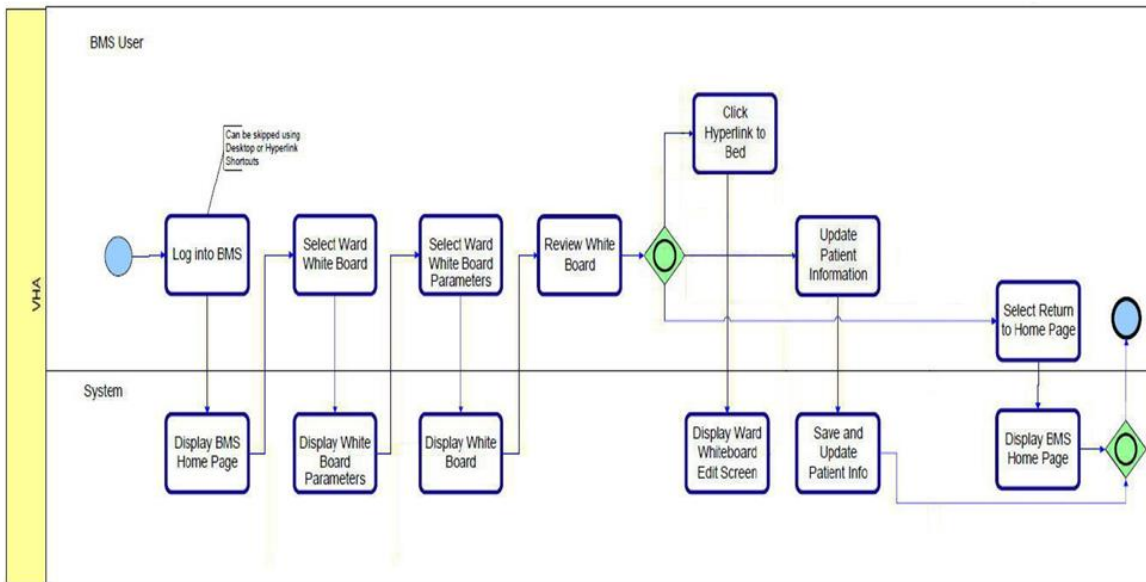
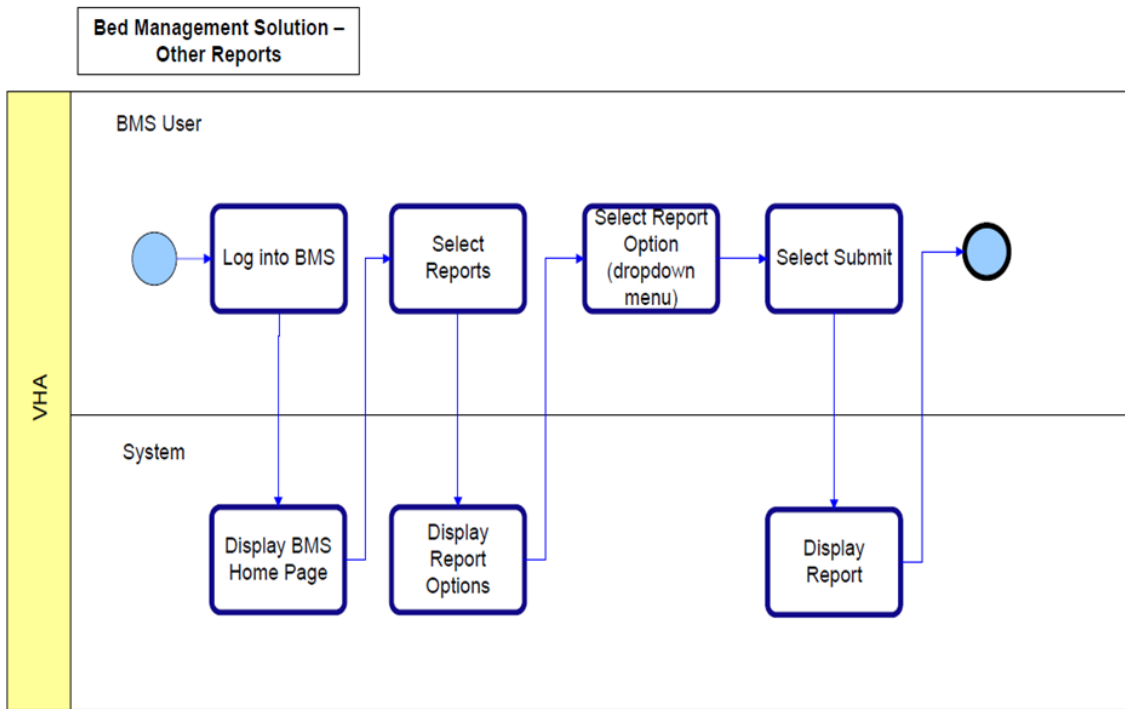


Figure 101-Reports Business Process



## 10.2. Activity Diagram

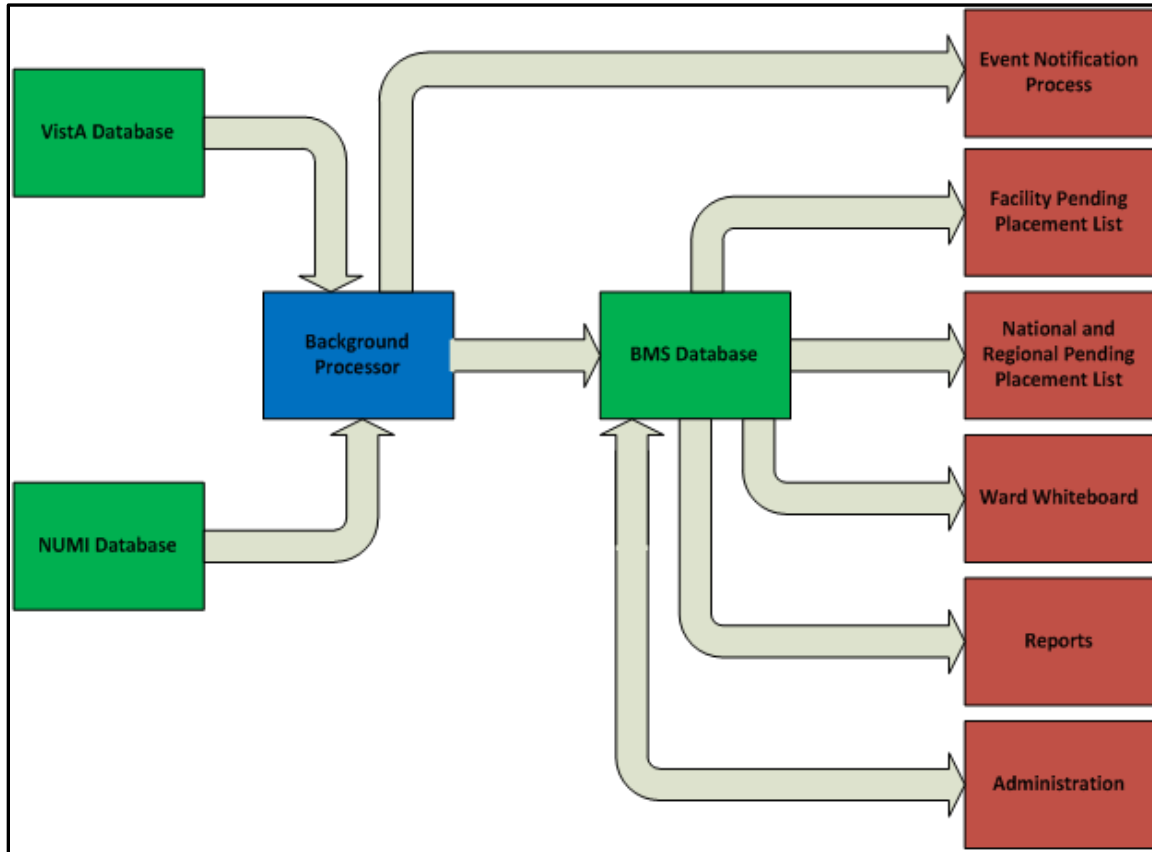
Figure 102-BMS Overview Activity Diagram





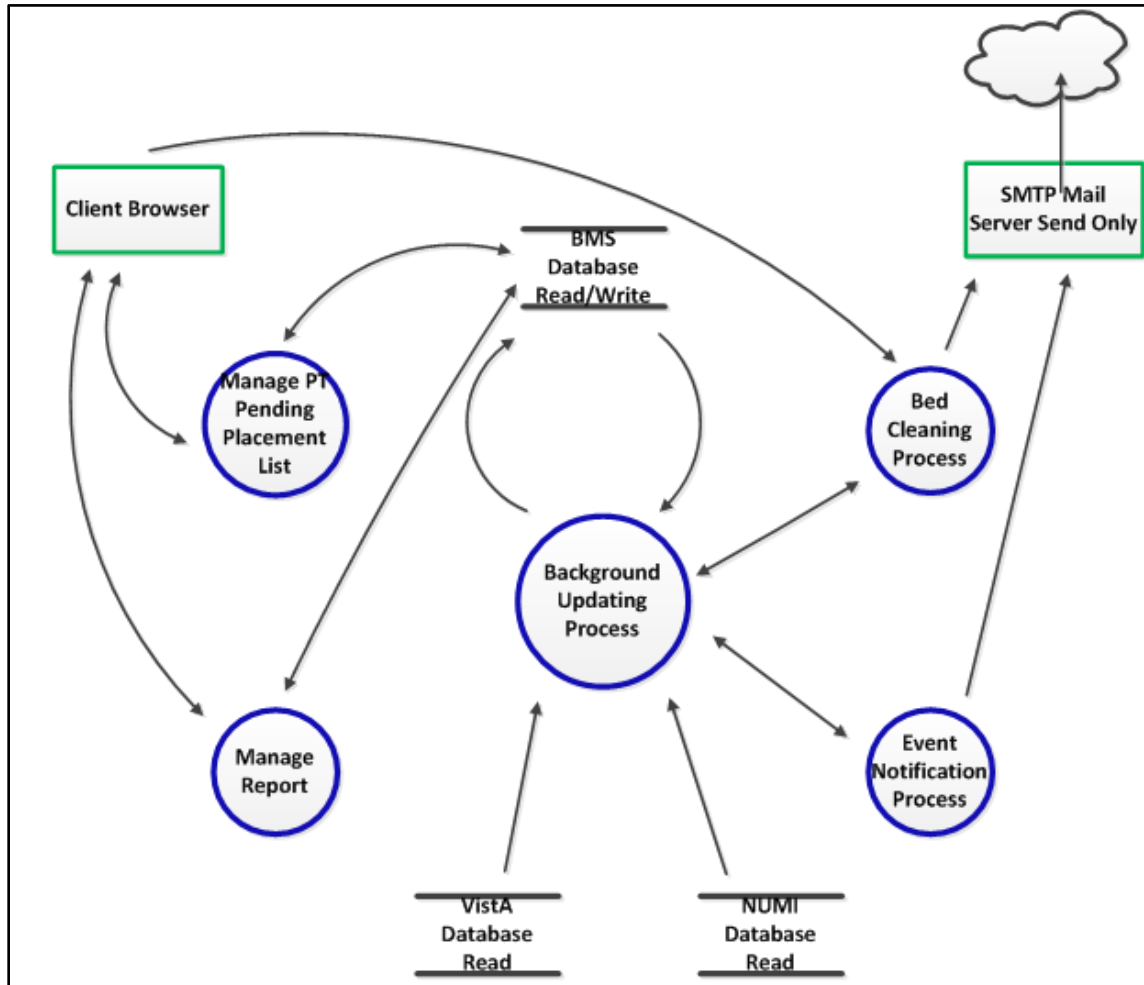
### 10.3. Functional Flow Diagram

Figure 103-BMS Overview Functional Flow Diagram



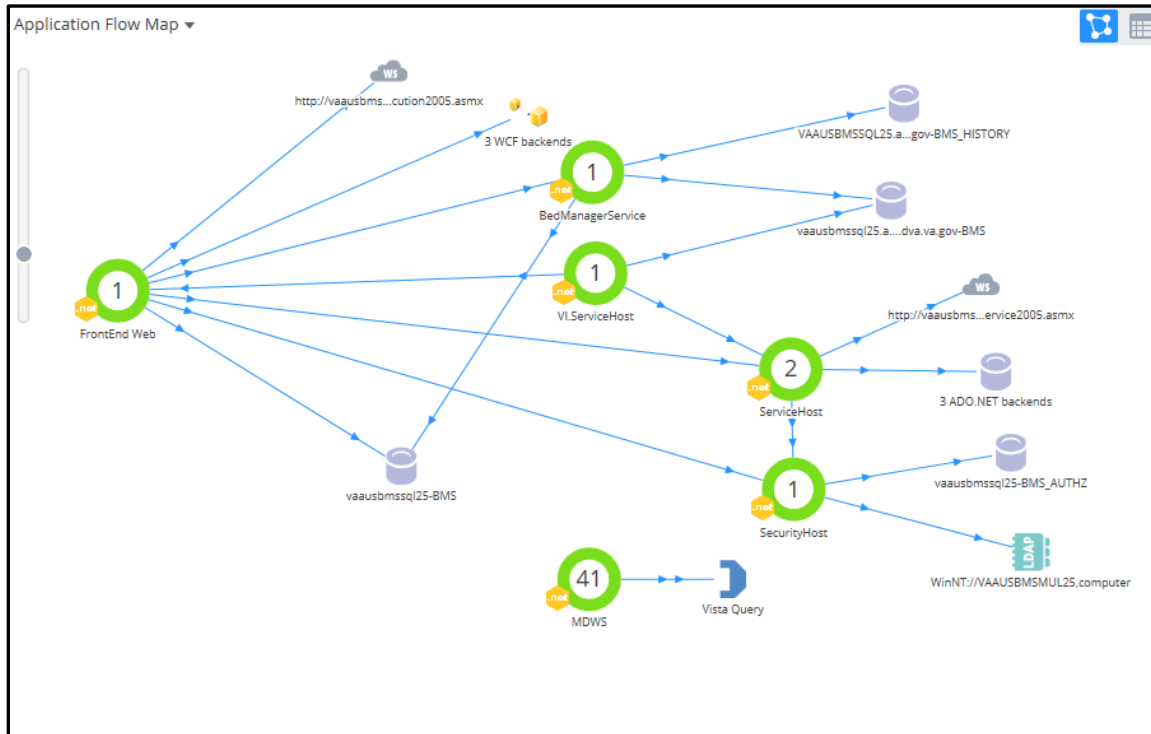
## 10.4. Data Flow Diagram

Figure 104-BMS Overview Data Flow Diagram



## 10.5. Application Flow Map from APPDYNAMICS

Figure 105-Application Flow map from APPDYNAMICS



## 11. Appendix B- Terms, Acronyms, and Abbreviations

Table 28-Terms, Acronyms, and Abbreviations

Terms, Acronyms, Abbreviations	Definitions
ASP	Active Server Pages
BMS	Bed Management Solution
CRUD	Create, Read, Update, Delete
EIS	Entity Identification Service
EMS	Environmental Management Service
ETL	Extract Transform Load
EVS	Enterprise Vocabulary Service
IE	Internet Explorer
IIS	Internet Information Services
IRM	Information Resources Management
MDO	Medical Domain Objects
MDWS	Medical Domain Web Services
MVC	Model-View-Controller
NUMI	National Utilization Management Integration
ODBC	Open Database Connectivity
PAP	Policy Administration Point

Terms, Acronyms, Abbreviations	Definitions
PPBPL	Patients Pending Bed Placement List . A list of patients in need of beds at VA facilities
PDP	Policy Decision Point
RS	Reporting Services
SOA	Service Oriented Architecture
SQL	Structured Query Language
STS	Secure Token Service
URI	Uniform Resource Identifier
URL	Uniform Resource Locator
VA	Department of Veterans Affairs
VAMC	VA Medical Center
VIA	Vista Integration Adapter
VISN	Veterans Integrated Service Network
VistA	Veterans Health Information Systems and Technology Architecture
WCF	Windows Communication Foundation
XAML	Extensible Application Markup Language
XML	eXtensible Markup Language
WMI	Windows Management Instrumentation