



Update_2_0_240

Clinical Reminders

VA-PAVE REMINDER AND TEMPLATE

Install Guide

April 2022

Product Development
Office of Information Technology
Department of Veterans Affairs

Table of Contents

INTRODUCTION 1

INSTALL DETAILS 4

INSTALL EXAMPLE..... 4

POST INSTALLATION..... 8

Introduction

Veterans' Health Administration (VHA) directive 1410 communicates the policy and responsibilities for the Prevention of Amputation in Veterans Everywhere (PAVE) Program, which outlines the scope of care and treatment provided to Veterans at risk of primary or secondary limb loss.

This update contains a reminder definition with associated dialog for use in primary care and an additional template for use in podiatry.

1. Clinical reminder

An annual foot evaluation to identify risk factors predictive of ulcers and amputations is required for all patients with a diagnosis of Diabetes, Chronic Kidney Disease, Occlusive Peripheral Artery Disease, or Sensory Neuropathy of any cause.

The foot evaluation includes inspection, assessment of foot pulses, and testing for loss of protective sensation using 10 gram monofilament.

Provide general foot self-care education to all patients needing this evaluation.

2. Template

The Podiatry PAVE template will be added to local facility Podiatry note titles for use in clinic to do a full foot assessment, assign a level of risk and document education provided.

Patients with a confirmed Level 2 or Level 3 risk assessment will continue to be followed in Podiatry and use of the template will inform the national clinical reminder so that the PC team does not need to do a screening of risk on those patients.

UPDATE_2_0_240 contains 1 Reminder Exchange entry:

UPDATE_2_0_240 VA-PAVE REMINSL
PROVIDER AND TEMPLATE

The exchange file contains the following components:

TIU TEMPLATE FIELD

VA-DIABETES NUTRITION AND FOOD
VA-DIABETES:KEEPING FEET HEALTHY
VA-FIELD MANUAL FOR FOOT HEALTH
VA-PAVE LOW RISK DESCRIPTION
VA-DATE
VA-PAVE HIGH RISK DESCRIPTION

EDUCATION TOPICS

VA-DIABETIC FOOT CARE COUNSELING
VA-DIABETIC FOOT CARE EDUCATION

EXAM

VA-DIABETIC FOOT CHECK
VA-DIABETIC FOOT EXAM, COMPLETE

HEALTH FACTORS

VA-REMINDER UPDATES
VA-UPDATE_2_0_240
VA-PAVE INCORRECT DIAGNOSIS [C]
VA-PAVE INCORRECT NEUROPATHY DIAGNOSIS
VA-PAVE INCORRECT VASCULAR DIAGNOSIS
VA-PAVE INCORRECT RENAL DIAGNOSIS
VA-PAVE INCORRECT DIABETES DIAGNOSIS
VA-PAVE PODIATRY FOOT EXAM [C]
VA-PAVE NO DIFFICULTY EXAMING FEET
VA-PAVE DOES NOT KNOW HOW TO EXAMINE FEET
VA-PAVE DIFFICULTY REACHING FEET
VA-PAVE DIFFICULTY SEEING FEET
VA-PAVE PATIENT HAS DIFFICULTY EXAMINING FEET
VA-PAVE NOT ABLE TO CLEAN FEET ONCE DAILY
VA-PAVE PATIENT ABLE TO CLEAN FEET AT LEAST ONCE DAILY
VA-PAVE PATIENT NEVER WALKS BAREFOOT
VA-PAVE PATIENT WALKS BAREFOOT LESS THAN ONCE A MONTH
VA-PAVE PATIENT WALKS BAREFOOT A FEW TIMES PER MONTH
VA-PAVE PATIENT WALKS BAREFOOT A FEW TIMES PER WEEK
VA-PAVE PATIENT WALKS BAREFOOT DAILY
VA-PAVE FOOT LEVEL 3 EDUCATION
VA-PAVE FOOT LEVEL 3
VA-PAVE FOOT LEVEL 2 EDUCATION
VA-PAVE FOOT LEVEL 2
VA-PAVE FOOT LEVEL 1 EDUCATION
VA-PAVE FOOT LEVEL 1
VA-PAVE FOOT LEVEL 0 EDUCATION
VA-PAVE FOOT LEVEL 0
VA-PAVE PODIATRY FOOT EXAM
VA-PAVE PACT FOOT CHECK [C]
VA-PAVE RECEIVES BEHAVIORAL HEALTH AND REFUSE PRIMARY CARE
VA-PAVE BILATERAL FOOT AMPUTATION
REMINDER FACTORS [C]
LIFE EXPECTANCY <6 MONTHS
VA-PAVE PACT PATIENT REFUSED FOOT CHECK
VA-PAVE PACT FOOT CHECK DONE ELSEWHERE
VA-PAVE PACT FOOT LEVEL LOW RISK

VA-PAVE PACT FOOT LEVEL HIGH RISK
VA-PAVE PACT SENSORY FOOT CHECK ABNORMAL
VA-PAVE PACT SENSORY FOOT CHECK NORMAL
VA-PAVE PACT PEDAL PULSES FOOT CHECK ABNORMAL
VA-PAVE PACT PEDAL PULSES FOOT CHECK NORMAL
VA-PAVE PACT VISUAL FOOT CHECK ABNORMAL
VA-PAVE PACT VISUAL FOOT CHECK NORMAL
LIFE EXPECTANCY < 6 MONTHS

REMINDER SPONSOR

NATIONAL CENTER FOR HEALTH PROMOTION AND DISEASE
PREVENTION (NCP)

REMINDER TAXONOMY

VA-PAVE DIABETIC AMPUTEE (BILATERAL)
VA-PAVE AMPUTEE (PARTIAL)
VA-PAVE FOOT HIGH RISK DZ
VA-TERMINAL CANCER PATIENTS
VA-PAVE DIABETIC FOOT CHECK
VA-PAVE CODES

REMINDER LOCATION LIST

VA-MH STOP CODES
VA-PODIATRY VISITS (OP)

REMINDER TERM

VA-REMINDER UPDATE_2_0_240
VA-PAVE PACT PATIENT REFUSED
VA-MH STOP CODES (BL)
VA-PAVE FOLLOWED BY BEHAVIORAL HEALTH AND REFUSE PRIMARY
CARE
VA-PAVE SEEN BY PODIATRY
VA-PAVE FOOT EXAM RESULTS
VA-PAVE FOOT CARE EDUCATION
VA-PAVE DM AMPUTEE/HIGH RISK (BILATERAL)
VA-PAVE DM AMPUTEE (PARTIAL)/HIGH RISK
VA-LIFE EXPECTANCY < 6 MONTHS
VA-PAVE INCORRECT DIAGNOSIS (TRM)
VA-PAVE DIABETIC FOOT CHECK
VA-PAVE CODES

REMINDER DEFINITION

VA-PAVE PACT FOOT CHECK

REMINDER DIALOG

VA-PODIATRY PAVE FOOT EXAM

VA-PACT PAVE FOOT CHECK

Install Details

This update is being distributed as a web host file. The address for the host file is:
https://REDACTED/UPDATE_2_0_240.PRD

The file will be installed using Reminder Exchange, programmer access is not required.

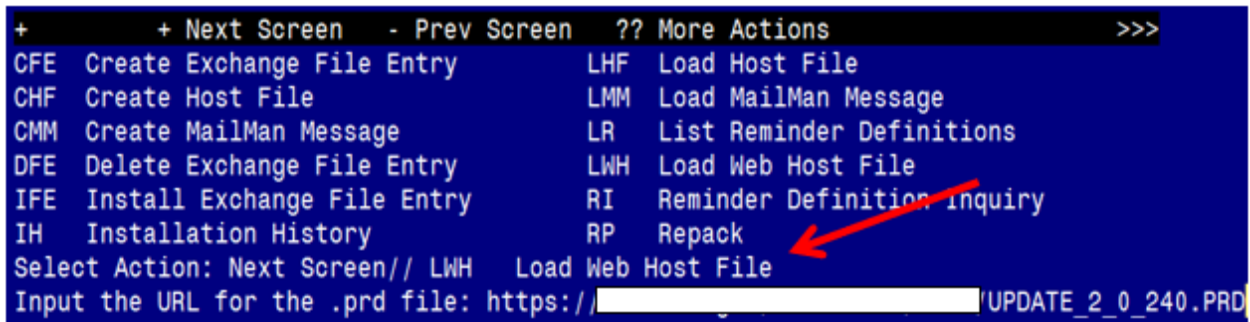
Installation:

=====

This update can be loaded with users on the system. Installation will take less than 5 minutes.

Install Example

To Load the Web Host File. Navigate to Reminder exchange in Vista



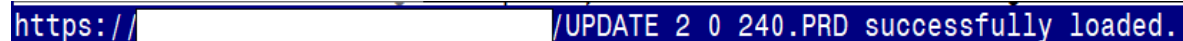
```
+      + Next Screen  - Prev Screen  ?? More Actions  >>>
CFE  Create Exchange File Entry      LHF  Load Host File
CHF  Create Host File                 LMM  Load MailMan Message
CMM  Create MailMan Message           LR   List Reminder Definitions
DFE  Delete Exchange File Entry       LWH  Load Web Host File
IFE  Install Exchange File Entry      RI   Reminder Definition Inquiry
IH   Installation History              RP   Repack
Select Action: Next Screen// LWH  Load Web Host File
Input the URL for the .prd file: https://[redacted]UPDATE_2_0_240.PRD
```

At the **Select Action:** prompt, enter **LWH** for Load Web Host File

At the **Input the url for the .prd file:** prompt, type the following web address:

https://REDACTED/UPDATE_2_0_240.PRD

You should see a message at the top of your screen that the file successfully loaded.



```
https://[redacted]/UPDATE_2_0_240.PRD successfully loaded.
```

Search for and locate the reminder exchange entry titled UPDATE_2_0_240 VA-PAVE REMINDER AND TEMPLATE.

```

+Item  Entry                               Source                               Date Packed
 235  UPDATE_2_0_240 VA-PAVE
      REMINDER AND TEMPLATE
 236  UPDATE_2_0_242 VA-CSP CEAT
      UPDATE
 237  UPDATE_2_0_243 VA-TBI
      SCREENING UPDATE
 238  UPDATE_2_0_245 VA-COMMUNITY
      CARE RFS RESPONSE UPDATE
 239  UPDATE_2_0_246 VA-ONC
      CLINICAL PATHWAYS - LUNG
+      + Next Screen  - Prev Screen  ?? More Actions  >>>
CFE  Create Exchange File Entry         LHF  Load Host File
CHF  Create Host File                   LMM  Load MailMan Message
CHM  Create MailMan Message             LR   List Reminder Definitions
DFE  Delete Exchange File Entry         LWH  Load Web Host File
IFE  Install Exchange File Entry        RI   Reminder Definition Inquiry
IH   Installation History               RP   Repack
Select Action: Next Screen// IFE  Install Exchange File Entry
Enter a list or range of numbers (1-422): 235
  
```

At the **Select Action** prompt, enter **IFE** for Install Exchange File Entry
 Enter the number that corresponds with your entry titled **UPDATE_2_0_240 VA-PAVE REMINDER AND TEMPLATE** (in this example it is entry 235, it will vary by site) The date on the exchange file should be 04/05/2022.

```

Component                               Category  Exists
Source:
Date Packed:
Package Version: 2.0P71

Description:
The following Clinical Reminder items were selected for packing:
REMINDER DIALOG
  VA-PACT PAVE FOOT CHECK
  VA-PODIATRY PAVE FOOT EXAM

REMINDER TERM
  VA-REMINDER UPDATE_2_0_240

REMINDER DEFINITION
  VA-PAVE PACT FOOT CHECK

+      Enter ?? for more actions  >>>
IA  Install all Components          IS  Install Selected Component
Select Action: Next Screen// ia
  
```

At the **Select Action** prompt, type **IA** for Install all Components and hit enter.
 Select Action: Next Screen// **IA Install all Components**

During the installation, you will see several prompts:

Install all new components

SKIP any existing components that you are prompted to overwrite

You will be prompted to install the first reminder dialog component:

```
Packed reminder dialog: VA-PODIATRY PAVE FOOT EXAM [NATIONAL DIALOG]
```

Item	Seq.	Dialog Findings	Type	Exists
1		VA-PODIATRY PAVE FOOT EXAM	dialog	
2	2	VA-PODATRY PAVE FOOT EXAM VERSION Finding: *NONE*	element	
3	5	VA-PODIATRY PAVE ASSESSMENT NEW Finding: *NONE*	group	
4	5.5	VA-PODIATRY PAVE ASSESSMENT COMPLETE FOOT EXAM DONE Finding: VA-PAVE PODIATRY FOOT EXAM (HEALTH FACTOR)	group	X
5	5.5.4	VA-PODIATRY PAVE FOOT EXAM LEVEL GROUPER Finding: *NONE*	group	
6	5.5.4.1	VA-PODIATRY PAVE FOOT EXAM LEVEL 0 Finding: VA-PAVE FOOT LEVEL 0 (HEALTH FACTOR)	group	X
7	5.5.4.1.5	VA-PODIATRY PAVE NORMAL RISK FOOT	group	

```
+      + Next Screen  - Prev Screen  ?? More Actions
DD Dialog Details      DT Dialog Text      IS Install Selected
DF Dialog Findings    DU Dialog Usage    QU Quit
DS Dialog Summary     IA Install All
Select Action: Next Screen// IA
```

At the **Select Action** prompt, type **IA** to install the dialog – **VA-PODIATRY PAVE FOOT EXAM**

Select Action: Next Screen// **IA Install All**

Install reminder dialog and all components with no further changes: **Y// ES**

```
Packed reminder dialog: VA-PODIATRY PAVE FOOT EXAM [NATIONAL DIALOG]
VA-PODIATRY PAVE FOOT EXAM (reminder dialog) installed from exchange file.
```

Item	Seq.	Dialog Findings	Type	Exists
1		VA-PODIATRY PAVE FOOT EXAM	dialog	X
2	2	VA-PODATRY PAVE FOOT EXAM VERSION Finding: *NONE*	element	X
3	5	VA-PODIATRY PAVE ASSESSMENT NEW Finding: *NONE*	group	X
4	5.5	VA-PODIATRY PAVE ASSESSMENT COMPLETE FOOT EXAM DONE Finding: VA-PAVE PODIATRY FOOT EXAM (HEALTH FACTOR)	group	X
5	5.5.4	VA-PODIATRY PAVE FOOT EXAM LEVEL GROUPER Finding: *NONE*	group	X
6	5.5.4.1	VA-PODIATRY PAVE FOOT EXAM LEVEL 0 Finding: VA-PAVE FOOT LEVEL 0 (HEALTH FACTOR)	group	X
7	5.5.4.1.5	VA-PODIATRY PAVE NORMAL RISK FOOT	group	X

```
+      + Next Screen  - Prev Screen  ?? More Actions
DD Dialog Details      DT Dialog Text      IS Install Selected
DF Dialog Findings    DU Dialog Usage    QU Quit
DS Dialog Summary     IA Install All
Select Action: Next Screen// Q
```


When the dialog has completed installation, you will then be returned to this screen. At the **Select Action** prompt, type **Q**.

You will be prompted to install the next reminder dialog component:

```
Packed reminder dialog: VA-PACT PAVE FOOT CHECK [NATIONAL DIALOG]
```

Item	Seq.	Dialog Findings	Type	Exists		
1		VA-PACT PAVE FOOT CHECK	dialog			
2	1	VA-PACT PAVE SCREENING MAIN Finding: *NONE*	group			
3	1.2	VA-PACT PAVE FOOT CHECK VERSION Finding: *NONE*	element			
4	1.5	VA-PACT PAVE FOOT CARE INSTRUCTIONS Finding: *NONE*	element			
5	1.10	VA-PACT PAVE FOOT ASSESSMENT PRIMARY CARE OPTIONS Finding: *NONE*	group			
6	1.10.5	VA-PACT PAVE FOOT CHECK REVIEW Finding: *NONE*	group			
7	1.10.5.5	VA-PACT PAVE FOOT CHECK DONE Finding: VA-DIABETIC FOOT CHECK (EXAM)	group	X		
+ + Next Screen - Prev Screen ?? More Actions						
DD	Dialog Details		DT	Dialog Text	IS	Install Selected
DF	Dialog Findings		DU	Dialog Usage	QU	Quit
DS	Dialog Summary		IA	Install All		

Select Action: Next Screen// IA

At the **Select Action** prompt, type **IA** to install the dialog – **VA-PACT PAVE FOOT CHECK**

Select Action: Next Screen// **IA Install All**

Install reminder dialog and all components with no further changes: **Y// ES**

When you see this prompt, hit enter to link the dialog to the reminder definition:

Reminder Dialog VA-PACT PAVE FOOT CHECK is not linked to a reminder.

Select Reminder to Link: VA-PACT PAVE FOOT CHECK//

```
Packed reminder dialog: VA-PACT PAVE FOOT CHECK [NATIONAL DIALOG]
```

VA-PACT PAVE FOOT CHECK (reminder dialog) installed from exchange file.

Item	Seq.	Dialog Findings	Type	Exists		
1		VA-PACT PAVE FOOT CHECK	dialog	X		
2	1	VA-PACT PAVE SCREENING MAIN Finding: *NONE*	group	X		
3	1.2	VA-PACT PAVE FOOT CHECK VERSION Finding: *NONE*	element	X		
4	1.5	VA-PACT PAVE FOOT CARE INSTRUCTIONS Finding: *NONE*	element	X		
5	1.10	VA-PACT PAVE FOOT ASSESSMENT PRIMARY CARE OPTIONS Finding: *NONE*	group	X		
6	1.10.5	VA-PACT PAVE FOOT CHECK REVIEW Finding: *NONE*	group	X		
7	1.10.5.5	VA-PACT PAVE FOOT CHECK DONE Finding: VA-DIABETIC FOOT CHECK (EXAM)	group	X		
+ + Next Screen - Prev Screen ?? More Actions						
DD	Dialog Details		DT	Dialog Text	IS	Install Selected
DF	Dialog Findings		DU	Dialog Usage	QU	Quit
DS	Dialog Summary		IA	Install All		

Select Action: Next Screen// Q

When the dialog has completed installation, you will then be returned to this screen. At the **Select Action** prompt, type **Q**.

```
Component Category Exists
Source:
Date Packed:
Package Version: 2.0P71

Description:
The following Clinical Reminder items were selected for packing:
REMINDER DIALOG
  VA-PACT PAVE FOOT CHECK
  VA-PODIATRY PAVE FOOT EXAM

REMINDER TERM
  VA-REMINDER UPDATE_2_0_240

REMINDER DEFINITION
  VA-PAVE PACT FOOT CHECK

+      + Next Screen  - Prev Screen  ?? More Actions  >>>
IA  Install all Components          IS  Install Selected Component
Select Action: Next Screen// Q
```

You will be returned to this screen. Type Q to quit.
Install Completed

Post Installation

1. Setup of Note Title.

The note title to create to associate with the new template is:

PODIATRY PAVE FOOT EXAM

VHA Enterprise Standard Title: **PODIATRY NOTE**

You can add these to your document class where progress notes are located.

Note: Comprehensive information on Creating new Document Classes and Titles can be found beginning on page 54 of the TIU/ASU Implementation Guide at the following link: [http://www.va.gov/vdl/documents/Clinical/CPRS-Text Integration Utility \(TIU\)/tiuim.pdf](http://www.va.gov/vdl/documents/Clinical/CPRS-Text%20Integration%20Utility%20(TIU)/tiuim.pdf)

2. Add the new reminder to the cover sheet for the appropriate users. The print name is **PAVE Foot Check**.

3. **Make the Dialog templates available to be attached to a Personal or Shared templates or to be able to attach the dialog to a progress note title.**

Select Reminder Managers Menu <TEST ACCOUNT> Option: **CP CPRS**
Reminder Configuration

CA Add/Edit Reminder Categories

CL CPRS Lookup Categories
CS CPRS Cover Sheet Reminder List
MH Mental Health Dialogs Active
PN Progress Note Headers
RA Reminder GUI Resolution Active
TIU TIU Template Reminder Dialog Parameter
DEVL Evaluate Coversheet List on Dialog Finish
DL Default Outside Location
PT Position Reminder Text at Cursor
LINK Link Reminder Dialog to Template
TEST CPRS Coversheet Time Test
NP New Reminder Parameters
GEC GEC Status Check Active
WH WH Print Now Active

Select CPRS Reminder Configuration <TEST ACCOUNT> Option: **TIU TIU**

Template Reminder Dialog Parameter

Reminder Dialogs allowed as Templates may be set for the following:

- 1 User USR [choose from NEW PERSON]
- 3 Service SRV [choose from SERVICE/SECTION]
- 4 Division DIV [SALT LAKE CITY]
- 5 System SYS [NATREM.FO-SLC.MED.VA.GOV]

Enter selection: **5** *Choose the appropriate number for your site. Your site may do this by System or other levels. The example below uses SYSTEM level.*

Setting Reminder Dialogs allowed as Templates for System: NATREM.FO-SLC.MED.VA.GOV

Select Display Sequence: **?**

388 VA-COVID-19 TELEPHONE FOLLOW-UP
389 VA-SRA-CONSULT RESPONSE (D)

*When you type a question mark above, you will see the list of #'s (with dialogs) that are already taken. Choose a number **NOT** on this list. For this example, 390 is not present so I will use 390.*

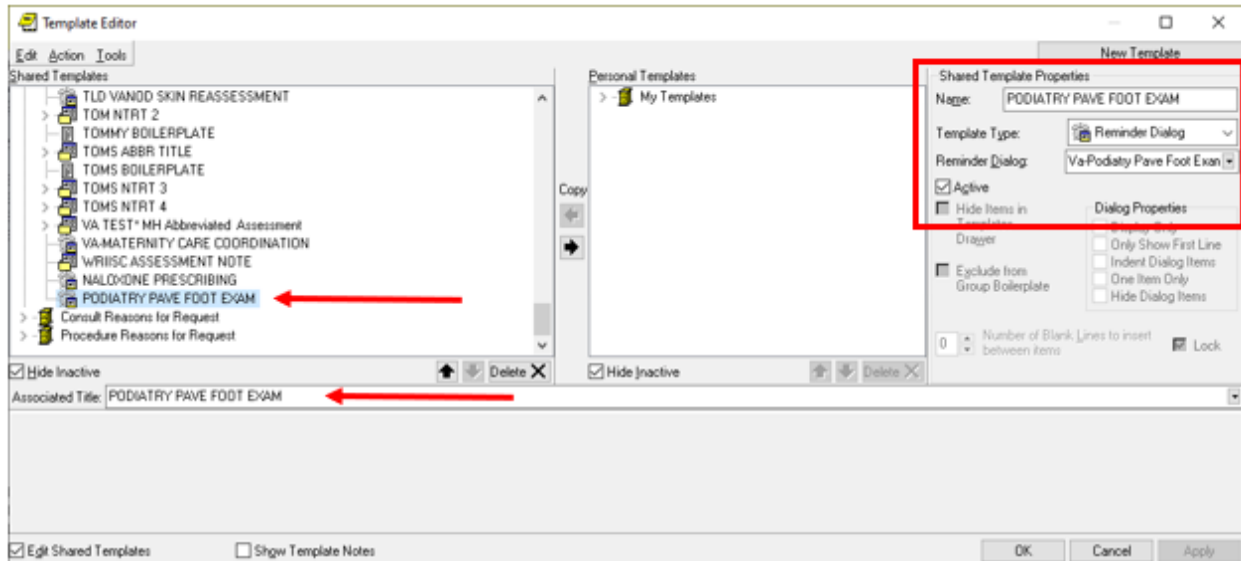
Select Display Sequence: **490**

Are you adding 490 as a new Display Sequence? Yes// **YES**

Display Sequence: 490// <Enter> 390

Clinical Reminder Dialog: **VA-PODIATRY PAVE FOOT EXAM**
reminder dialog NATIONAL
...OK? Yes// <Enter> (Yes)

4. **Associate the reminder dialogs with the note title in CPRS**
 - a. In CPRS, open the Template Editor, expand Document Titles, select the appropriate folder (if applicable), then click New Template (top right-hand corner).



Type in the following information:

Name: **PODIATRY PAVE FOOT EXAM**

Template Type: **Reminder Dialog**

Reminder Dialog: **VA- PODIATRY PAVE FOOT EXAM**

Next, type in the Associated Title name – **PODIATRY PAVE FOOT EXAM**– then click Apply.

3. Add Order to the reminder dialog

Add your local quick order for a referral to Podiatry for a PAVE evaluation as an additional finding to the reminder dialog group: VAL-PACT PAVE FOOT REFERRAL TO PODIATRY LEVEL 1 REVISED

If your site would like to have more than one consult type for PAVE, there are three additional elements under the refer to podiatry section that are installed as disabled. You can enable one or more of these elements and add orders as additional findings if needed, you can also edit the dialog text to provide any additional information if needed. .

VAL-PACT PAVE PODIATRY CONSULT 2

VAL-PACT PAVE PODIATRY CONSULT 3

VAL-PACT PAVE PODIATRY CONSULT 4

4. If your site has a local PAVE reminder, map findings for the below terms. If your site does not have a local PAVE reminder you may skip this step. Note that you may not have a local health factor that aligns with the options listed below.

- A. VA-PAVE PACT PATIENT REFUSED – add local health factors that represent a patient refused a PAVE Foot Check
- B. VA-PAVE FOLLOWED BY BEHAVIORAL HEALTH AND REFUSE PRIMARY CARE - add local health factors that represent the patient does not receive primary care services and IS followed by Behavioral Health
- C. VA-PAVE SEEN BY PODIATRY - add local health factors that represent a is being seen by podiatry
- D. VA-PAVE FOOT EXAM RESULTS – add local health factors that represent PAVE foot level.
- E. VA-PAVE FOOT CARE EDUCATION – add local health factors that represent foot care education provided
- F. VA-PAVE DM AMPUTEE (PARTIAL)/HIGH RISK – add local health factors that represent High Risk patient
- G. VA-PAVE DM AMPUTEE/HIGH RISK (BILATERAL) – add local health factors that represent the patient is a bilateral amputee
- H. VA-PAVE DIABETIC FOOT CHECK – add local health factors that represent a completed diabetic foot check/exam