

ANNUAL REPORT
OF THE
DIRECTOR
UNITED STATES
VETERANS' BUREAU

FOR THE FISCAL YEAR
ENDED JUNE 30

1930



UNITED STATES
GOVERNMENT PRINTING OFFICE
WASHINGTON : 1930

CONTENTS

	Page
List of charts	v
List of tables	vii
Letter of transmittal	xi
Introduction	1
New legislation	5
Regional offices	6
Hospitalization	7
Government hospital facilities	15
Future hospital construction	16
Development and maintenance of bureau hospitals	18
Expenditures and operating costs at bureau hospitals	18
Diagnostic centers	19
Out-patient relief	19
Dental relief	20
Orthopedic and prosthetic relief	21
Insurance	22
Death and disability compensation	25
Retirement of emergency officers of World War	27
Term and automatic insurance claims	27
Converted insurance claims	28
Adjusted compensation	29
Committee on recoveries	30
Division of appeals	30
Finance	31
Legal	33
Personnel	39
Statistical tables	41
Appendix:	
Public acts	117
Index	331

**LIST OF CHARTS FOR THE 1930 ANNUAL REPORT, UNITED STATES
VETERANS' BUREAU, IN ORDER OF APPEARANCE**

	Page
CHART No. 1.—United States Veterans' Bureau, actual number of patients remaining in all hospitals from October, 1919, to July, 1930....facing	7
CHART No. 2.—United States Veterans' Bureau, active compensation dis- ability awards each month from January, 1920, to July, 1930....facing	25
CHART No. 3.—United States Veterans' Bureau, personnel from 1917 to 1930.....facing	39

LIST OF TABLES FOR THE ANNUAL REPORT, FISCAL YEAR 1930

MEDICAL TABLES

	Page
TABLE No. 1.—Clinical laboratory classified tests in the United States Veterans' Bureau dispensaries for fiscal years 1924, 1925, 1926, 1927, 1928, 1929, and 1930.....	43
TABLE No. 2.—Clinical laboratory classified tests in the United States Veterans' hospitals for fiscal years 1924, 1925, 1926, 1927, 1928, 1929, and 1930.....	43
TABLE No. 3.—X-ray examinations in the United States Veterans' Bureau dispensaries for fiscal years 1924, 1925, 1926, 1927, 1928, 1929, and 1930, classified by type of examination.....	44
TABLE No. 4.—X-ray examinations in United States Veterans' hospitals for the fiscal years 1924, 1925, 1926, 1927, 1928, 1929, and 1930, classified by type of examination.....	44
TABLE No. 5.—Total out-patient medical service, by service rendered, for fiscal years 1924, 1925, 1926, 1927, 1928, 1929, and 1930.....	44
TABLE No. 6.—Classification of total examinations by kind of examination for fiscal years 1924, 1925, 1926, 1927, 1928, 1929, and 1930.....	44
TABLE No. 7.—Classification of total treatments by kind of treatment for fiscal years 1924, 1925, 1926, 1927, 1928, 1929, and 1930.....	45
TABLE No. 8.—Total treatments divided into medical and dental, salary and fee, with per cent of fee, for fiscal years 1924, 1925, 1926, 1927, 1928, 1929, and 1930.....	45
TABLE No. 9.—Total examinations divided into medical and dental, salary and fee, with per cent of fee, for fiscal years 1924, 1925, 1926, 1927, 1928, 1929, and 1930.....	45
TABLE No. 10.—Regional nursing activities for fiscal years 1925, 1926, 1927, 1928, 1929, and 1930.....	46
TABLE No. 11.—Hospital report of United States Veterans' Bureau patients in Government and civilian institutions, as of June 30, 1930.....	46
TABLE No. 12.—Admissions of United States Veterans' Bureau patients to all hospitals for fiscal years 1920-1930.....	47
TABLE No. 13.—Admissions of United States Veterans' Bureau patients to all hospitals, by beneficiary, groups of hospitals, and type of patient, fiscal year 1930.....	48
TABLE No. 14.—Admissions of United States Veterans' Bureau patients to all hospitals, by branch of service, type of patient, and type of admission, fiscal year 1930.....	49
TABLE No. 15.—Admissions to hospitals of United States veterans of all wars without regard to nature or origin of their disability, as authorized in paragraph 10, section 202, World War veterans' act 1924, as amended, by type of beneficiary and groups of hospitals, for fiscal years 1925-1930.....	50
TABLE No. 16.—Admissions of United States Veterans' Bureau patients to all hospitals, by branch of service, type of patient, and sex and color, fiscal year 1930.....	51
TABLE No. 17.—Annual turnover of patients in United States Veterans' hospitals now in operation, for the fiscal years 1920-1930.....	52
TABLE No. 18.—Patients of the United States Veterans' Bureau under treatment in all hospitals, June 30, 1930, by class of beneficiary, groups of hospitals, and type of patient.....	53
TABLE No. 19.—Patients of the United States Veterans' Bureau under treatment in all hospitals, by sex and color, at the close of each fiscal year, 1923-1930.....	54
TABLE No. 20.—Patients of the United States Veterans' Bureau under treatment in hospitals in their home State by groups of hospitals and type of patient, at the close of each fiscal year 1923-1930.....	55

	Page
TABLE No. 21.—Patients of the United States Veterans' Bureau under treatment in all hospitals, by State location of hospital and patients' State of residence, June 30, 1930.....	57
TABLE No. 22.—Discharges of United States Veterans' Bureau patients from all hospitals, by class of disease and results of treatment, showing average days hospitalized, fiscal year 1930.....	61
TABLE No. 23.—Movement of patient population, fiscal year 1930.....	64
TABLE No. 24.—Discharges of United States Veterans' Bureau patients from all hospitals by results of treatment and type of disease treated, fiscal year 1930.....	66
TABLE No. 25.—Comparison of principal causes of death of United States Veterans' Bureau patients in all hospitals, fiscal years 1925-1930.....	67

COMPENSATION TABLES

TABLE No. 26.—Summary of regional activities.....	69
TABLE No. 27.—Number of compensation death and disability claims received, by fiscal years from October 1, 1917, to June 30, 1930.....	70
TABLE No. 28.—Number of compensation death and disability awards by fiscal years, from October 1, 1917, to June 30, 1930.....	70
TABLE No. 29.—Gross number of compensation awards on which payments have been terminated, analyzed as to reasons for terminations during fiscal year 1930.....	70
TABLE No. 30.—Compensation, active disability awards; comparative analysis of type of major disability, by extent of disability, as of June 30, 1923-1930.....	71
TABLE No. 31.—Compensation, active disability awards; degree of impairment and extent of disability correlated with classification of major disability, showing number of disabled veterans and amount of monthly payments, as of June 30, 1930.....	73
TABLE No. 32.—Compensation, active disability awards; number of disabled veterans showing relationship of dependents and amount of monthly payments, as of June 30, 1930.....	77
TABLE No. 33.—Compensation, active death awards; number of deceased veterans showing relationship of beneficiaries to veteran and amount of monthly payments to beneficiaries, as of June 30, 1930.....	77
TABLE No. 34.—Compensation, active disability and death awards; number of disabled veterans, and number of deceased veterans whose beneficiaries are receiving compensation, showing number of cases on which insurance payments also are being made, as of June 30, 1930.....	78

RETIREMENT OF DISABLED EMERGENCY OFFICERS TABLES

TABLE No. 35.—Class of major disability of emergency officers receiving retirement pay and those retired without pay, as of June 30, 1930.....	78
TABLE No. 36.—Organization and rank of emergency officers receiving retirement pay, as of June 30, 1930, showing increased cost due to retirement in comparison with previous disability compensation.....	79
TABLE No. 37.—Adjudicated claims of emergency officers receiving retirement pay, those retired without pay, and disallowed, by State or country of residence, as of June 30, 1930.....	80

INSURANCE TABLES

TABLE No. 38.—Number of United States Government term and converted insurance claims received by fiscal years from October, 1917, to June 30, 1930.....	82
TABLE No. 39.—Number of United States Government term and converted insurance death and disability awards, by fiscal years from October, 1917, to June 30, 1930.....	83
TABLE No. 40.—Term and automatic insurance, active disability and death awards; class of major disability causing permanent total disability or death of veteran, as of June 30, 1930.....	84
TABLE No. 41.—Term and automatic insurance, terminated disability and death awards; classification of major disability of veteran and reasons for terminations, as of June 30, 1930.....	85
TABLE No. 42.—Converted insurance death claims awarded during calendar year 1929, classified by plan of insurance.....	86

LIST OF TABLES

IX

	Page
TABLE No. 43.—Converted insurance disability claims awarded during calendar year 1929, classified by plan of insurance.....	87
TABLE No. 44.—Converted insurance disability claims terminated during calendar year 1929 on account of death of insured, classified by plan of insurance.....	88
TABLE No. 45.—Converted insurance disability claims terminated during calendar year 1929 on account of recovery, classified by plan of insurance.....	90
TABLE No. 46.—Converted insurance death claims awarded during calendar year 1929, by class of disability causing death.....	92
TABLE No. 47.—Converted insurance disability claims awarded during calendar year 1929, classified by cause of disability.....	94
TABLE No. 48.—Converted insurance disability claims terminated during calendar year 1929 on account of death of insured, by class of disability.....	96
TABLE No. 49.—Converted insurance disability claims terminated during calendar year 1929 on account of recovery, classified by cause of disability.....	99
TABLE No. 50.—Report of United States Government life insurance in force, December 31, 1929—total, all plans.....	100
TABLE No. 51.—Report of United States Government life insurance in force by plan, as of December 31, 1929.....	100

ADJUSTED COMPENSATION TABLES

TABLE No. 52.—Number of applications for adjusted compensation, received by fiscal years from September, 1924, to June 30, 1930.....	100
TABLE No. 53.—Action taken on applications for adjusted compensation to June 30, 1930.....	101
TABLE No. 54.—Death claims awarded on account of adjusted compensation, arranged by beneficiary, as of June 30, 1930.....	101

CENTRAL BOARD OF APPEALS TABLE

TABLE No. 55.—Activities of central board of appeals, by sections, for the fiscal year 1930.....	102
--	-----

FINANCE TABLES

TABLE No. 56.—Appropriations versus disbursements to June 30, 1930....	103
TABLE No. 57.—Analysis of reported obligations from all appropriations, fiscal year 1930.....	105
TABLE No. 58.—Disbursements made from all appropriations, by fiscal years.....	106
TABLE No. 59.—Policy loans, United States Government life insurance fund.....	108
TABLE No. 60.—Financial statement of the United States Government life insurance fund by calendar years from origin of fund to December 31, 1929.....	109
TABLE No. 61.—Bond investments of United States Government life insurance fund as of June 30, 1930.....	110

CONSTRUCTION TABLE

TABLE No. 62.—Statement showing United States veterans' hospitals, existing facilities, and development of facilities under present appropriations or authorizations only (the construction and evacuation program as outlined by this table is tentative, and is subject to such changes as may be indicated by future developments in the hospital load).....	111
---	-----

PERSONNEL TABLE

TABLE No. 63.—Comparative statement showing, by location, the total personnel and aggregate annual salaries for all appropriations, together with the net increase or decrease, fiscal years 1929-30 (includes daily and hourly employees, but does not include their estimated annual salaries).....	114
---	-----

LETTER OF TRANSMITTAL

DECEMBER 1, 1930.

TO THE PRESIDENT OF THE SENATE AND THE SPEAKER OF THE HOUSE
OF REPRESENTATIVES OF THE SEVENTY-FIRST CONGRESS:

Pursuant to the provisions of section 14 of the act of June 7, 1924 (Public, No. 242, 68th Cong.), I have the honor to submit the following report of activities of the United States Veterans' Bureau for the fiscal year ended June 30, 1930.

During the period covered by this report there was presented for the consideration of the Congress and the President three important problems having to do with the future of the Government's program of veterans' relief:

- (a) The consolidation of all Government agencies dealing with veterans' affairs;
- (b) The extension of benefits to World War veterans; and
- (c) The development of additional hospital facilities.

In the consideration of these three matters, every effort was made by the United States Veterans' Bureau to provide the Congress and the President with the complete scope of veterans' relief then obtaining. The Director of the Veterans' Bureau took occasion to definitely recommend the consolidation of all veteran agencies, feeling that only through such a step could the maximum utilization of governmental facilities for rendering service be effected. Further, through such a means not only could greatest economy of administration be possible, but also, and most important, under one administration could existing inequalities in benefits for veterans of the several wars and their dependents be specifically studied so that a national policy of equal treatment to all veterans might eventually be developed.

In the matter of extensions of benefits to World War veterans, it was recognized that many veterans of the World War were becoming disabled from diseases and injuries which could not be directly traced to their military service and that many of these veterans were in need. To meet this problem, the Director of the Veterans' Bureau and his assistants counseled with the appropriate committees of the Congress to the end that a disability allowance was provided to veterans permanently disabled to an extent of 25 per cent or more, without reference to their military service. This properly differentiated between those veterans whose disabilities were the result of their military service and those, equally disabled, whose disabilities were the result of their postwar experience, and was intended to obviate further consideration of proposals to extend the existing presumptive period for service connection which had little, if any, scientific basis.

It was further recognized that existing Government facilities were inadequate to take care of the ever-increasing load of veterans requiring hospital treatment. Recommendations were made to the Congress looking toward the increase in hospital facilities, essentially for

those whose disabilities were the result of their military service. These recommendations were based upon a very thorough study of requirements. Supplementing this study, which is practically continuous, statistical studies were initiated to determine to what extent hospital facilities need be provided if it were to be the policy of the Government to construct permanent facilities for the care of veterans requiring hospitalization but whose disabilities were not the result of their military service. The Congress has not yet determined the Government's policy in this regard, but at the coming session of Congress complete data will be presented to show the extent to which construction must go if the policy is to be to construct for all types of cases regardless of the character or origin of the disability. It is sufficient to state at this time that such additional construction will be extensive, and when combined with the cost of operation of facilities which would have to be provided under such a policy the cost would be large. Prospectively, in the light of consolidation authorized by the act approved July 3, 1930, this program of development of facilities for the care of disabled veterans is enlarged in scope by placing under one administration the provision and operation of facilities for both hospital and domiciliary care, and any program which is to be subsequently developed must recognize these two different functions of the Veterans' Administration.

This, the Ninth Annual Report of the United States Veterans' Bureau, presents through detailed analyses and statistical reports a comprehensive picture of the scope of the activities intrusted to this bureau by existing law, and reviews the important developments therein during the year. It points out the problems confronting the bureau, the effect of past and recent amendatory legislation, the policies and procedures which have been formulated to insure the uniform application of benefits, and such major organizational changes as have been adopted to improve the service rendered beneficiaries. It also summarizes the important provisions of the legislation enacted during, and within a few days after, the close of this year which directly affect the activities for the conduct of which the bureau is responsible. Finally, a number of the statistical tables published herein show the annual status of certain activities since figures were first available.

Respectfully,

FRANK T. HINES, *Administrator.*

ANNUAL REPORT FOR THE FISCAL YEAR ENDED JUNE 30, 1930

INTRODUCTION

The functions of the bureau during the fiscal year ended June 30, 1930, were similar to those of the preceding year. While no legislation conferring additional benefits upon veterans or their dependents was enacted, the classes of persons entitled to treatment in Government hospitals upon authority of the bureau were increased by the act of June 11, 1930 (Public No. 344), which placed retired enlisted men of the Navy and Marine Corps and transferred members of the Fleet Naval Reserve and Fleet Marine Corps Reserve on an equal footing with veterans entitled to hospitalization under the provisions of section 202 (10) of the World War veterans' act of 1924, as amended. However, the conditioned benefits conferred by the foregoing act are also conveyed in the broader and less conditioned provisions of the act of July 3, 1930, which amended section 202 (10), World War veterans' act, 1924, to provide that for purposes of hospitalization the term "veteran" shall be deemed to include those persons retired or otherwise not dishonorably separated from the active list of the Army or Navy.

The only major organizational change during this year was the establishment in central office on August 1, 1929, of a new agency known as the division of appeals, which is composed of the director's advisory group on appeals and the five sections of the central board of appeals located at strategic points throughout the country. It is believed that the placing of all appellate agencies under one administrative head will result in greater uniformity of decisions and more expedited action on appeal cases. There was also established in central office during this year a board of insurance claims for permanent and total disability empowered to make the final decision as to permanent and total disability for insurance purposes in all cases submitted to central office which were deemed to contain such merit as to warrant central review. The function of this group is to evaluate the merits of those claims for insurance benefits on account of alleged permanent and total disability which are about to find their way into Federal courts for judicial consideration.

In the matter of hospitalization, the bureau again experienced difficulty in fulfilling all of the demand for Government hospital facilities. This condition was due to the constantly increasing pressure for hospitalization that has been exerted by veterans with non-service-connected disabilities. Since June of 1924, when the Congress first authorized hospitalization, so far as Government facilities were available, of veterans of all wars who were in need of treatment regardless of the character or origin of their disabilities, the load for

this class has increased until it now forms approximately 45 per cent of the total. With a potential load of more than 4,000,000 veterans, it is apparent to what proportions this may extend if it is to be the policy of our Government to give the nonservice-connected class a mandatory rather than a qualified right to hospitalization and establish facilities for them proportionate to the probable need. While it can not be stated with certainty to what extent the Government will have to build facilities if it is to provide hospitalization for all nonservice-connected cases, preliminary studies indicate a future obligation in this direction which far overshadows our whole experience to date. That the bureau now controls sufficient beds to care for all veterans applying for Government hospitalization because of service-connected disabilities is evidenced by the fact that at the close of this year the load for this class was approximately 17,000 cases and there were available in Government hospitals on the same date 31,525 beds, which latter will increase to approximately 40,000 upon completion of the new construction authorized by the acts of May 23, 1928, and December 23, 1929. It had been hoped that the Congress would during this year definitely decide to what extent the Federal Government should provide hospital facilities for veterans with nonservice-connected disabilities.

During this year, the sum of \$15,950,000 was authorized to be appropriated for new hospital construction for beneficiaries of this bureau, of which amount \$8,000,000 was appropriated on March 26, 1930. For this expenditure, the bureau expects to acquire 4,133 beds divided about equally between 10 new veterans' hospitals and additions to a like number of existing bureau institutions. Present plans contemplate the use of a majority of these beds for the psychotic or mental type of patient, as well as the erection of facilities for bureau regional offices in the new hospitals to be constructed under the above-quoted authority. The completion of the above construction together with that still to be accomplished under the act of May 23, 1928, will result in a combined capacity for veterans' hospitals of approximately 31,000 beds, which latter added to those allocated by other Government agencies will within the next several years make available to bureau beneficiaries in all hospitals approximately 40,000 beds. It undoubtedly would be interesting at this point to review briefly the extent to which the Congress has authorized facilities for veterans of the World War. Beginning with the act of March 3, 1919, the first legislation appropriating funds for such purpose, the Congress has to date specifically authorized the sum of \$92,450,000 for new hospital construction, of which \$84,500,000 had been appropriated to June 30, 1930. At the close of this year, the bureau was operating 48 hospitals, which number will be increased to 64 when all the construction contemplated under existing authorizations is completed. Upon completion of the authorized programs of the bureau, there will be but nine States in which there are no veterans' hospitals and but three without any hospital facilities operated by the Federal Government. Commencing with the Sixty-fifth Congress when funds were first appropriated for the acquisition of hospital facilities for World War veterans, but one Congress, the Sixty-ninth, has failed to authorize an appropriation for such purpose. The Sixty-ninth Congress, however, appropriated \$13,000,000 for new construction which had been authorized by the preceding Congress.

With the exception of a negligible number, the bureau at the close of this year had rendered an initial decision in the case of each former officer who applied for the benefits provided by the emergency officers' retirement act of May 24, 1928. There were 13,066 applications filed within the 1-year period provided by the act, and 575 after the time limit expired. Retirement pay has been awarded to 6,337 officers, of whom 254 have since died. In addition, 1,021 others have been retired without pay, by reason of having permanent disabilities of more than 10 per cent but less than 30 per cent. Retirement has been denied in 6,154 cases or in 45 per cent of the total applications filed. Many of those whose cases were denied by the board having original jurisdiction to consider these claims have noted appeals, or have filed additional evidence in support of their claims. The reviews occasioned by these appeals and by the submission of additional evidence still present a task of considerable proportions. However, the requirement of the law that service-connected disabilities must be ratable at more than 10 per cent permanent on or before May 24, 1929, makes it increasingly difficult with the lapse of time to determine the state of a claimant's condition at such a remote date.

The decentralization of certain insurance activities to the bureau's regional offices which was approved toward the close of the fiscal year 1928 was completed in December, 1929. This involved the collection of insurance payments, the issuance of official receipts therefor, and the maintenance of insurance accounts. Under this plan of procedure policyholders are required in matters affecting their contracts of insurance to establish contact with the particular field office of the bureau located within the State of their residence. The advantages of such a plan are obvious, for not only have delays been minimized, but there has also been closer contact with policyholders which has permitted the Government to conduct its life-insurance business with a standard of service comparable to that of the prominent life-insurance companies of the United States. During this year the bureau, in order to meet more effectively the particular needs and wishes of the policyholders, authorized regional offices to make direct loans upon Government life-insurance contracts. Heretofore all loans on Government life-insurance policies were made in the central office of the bureau.

For the past several years the director has invited the attention of the Congress to the need for developing a more adequate service in the Federal Government to assist veterans in obtaining suitable employment and the inability of the bureau through lack of an appropriation therefor to establish an employment program. The bureau at one time maintained such a service as a part of its duty under the vocational rehabilitation act, but this was discontinued some four years ago, when its responsibility for the administration of that benefit had been practically completed. Since that time and until but recently there have been no funds appropriated by the Congress for the maintenance of an employment service for veterans as a class, and they have had to depend for this assistance along with other citizens upon the somewhat limited facilities of the United States Employment Service of the Department of Labor. The first recognition by the Congress of the need for a special employment service for veterans since the termination of vocational rehabilitation activities

was on March 26, 1930 (Public 78, 71st Cong.), when there was made available to the Department of Labor the sum of \$23,000 for cooperation with this bureau in the establishment of offices to secure employment for veterans. The first of these offices was opened in Washington, D. C., on May 1, 1930, and within two months thereafter similar facilities had been established in 18 States and plans approved for extending this service to three others. Approximately two-thirds of the offices thus far established are occupying space provided by this bureau at its field stations. The sum of \$100,000 has been made available for this same purpose during the fiscal year 1931. While it is somewhat early to measure results, preliminary reports indicate that a relatively large number of veterans are availing themselves of this service and that employment has been secured in many cases. The Government's endeavors in this regard will no doubt have to be increased.

On July 3, 1930, or three days after the close of this fiscal year, there was enacted Public, No. 522 (71st Cong.), which amended the World War veterans' act of 1924, in a number of important respects. Outstanding in the liberality of its benefits and far reaching effect upon the bureau's activities was the amendment to section 200 of said act, providing for the payment of disability allowance. Departing definitely for the first time in the Government's program of World War relief, from the basic theory of service connection as a prerequisite to the payment of compensation for disabling injury or disease, this feature extends monetary relief to honorably discharged veterans having had not less than 90 days' service in the World War prior to November 11, 1918, with a permanent disability of 25 per cent or more degree, which was not incurred in the service during the World War, and for which compensation is not payable, and which is not due to their own willful misconduct; provided they were entitled to exemption from the payment of Federal income tax for the year preceeding the filing of application for disability allowance. As this benefit extends to disabilities incurred in civil life, it is anticipated that its application will shortly develop into one of the bureau's most extensive administrative undertakings.

There was also enacted on July 3, 1930, Public, No. 536 (71st Cong.), which authorized the President, by Executive order, to consolidate and coordinate governmental activities affecting war veterans into an establishment to be known as the Veterans' Administration. The governmental agencies directly affected by this legislation were the United States Veterans' Bureau, and the National Home for Disabled Volunteer Soldiers, both independent establishments, and the Bureau of Pensions in the Interior Department. On July 21, 1930, the President issued an Executive order authorizing the consolidation of these agencies, and within a few days thereafter, the director of the Veterans' Bureau was appointed and confirmed as the Administrator of Veterans' Affairs. This consolidation of veterans' agencies will automatically remove such impediments as dual jurisdiction, diversified control, and other expensive and detrimental features, thereby reducing administrative expense; and with all budget activities dealing with the problem concentrated in one agency, will enable the Congress, the administration, and the people to know at all times the total cost of legislation dealing with veterans' relief.

NEW LEGISLATION

There was enacted, on December 23, 1929, Public, No. 29 (71st Cong.), which authorized an appropriation of \$15,950,000 to provide additional hospital, domiciliary, and out-patient dispensary facilities for persons entitled to hospitalization under the World War veterans' act of 1924, as amended, and for other purposes.

On March 26, 1930, the President approved Public, No. 78 (71st Cong.), which in addition to making appropriations to supply urgent deficiencies in certain appropriations for the fiscal year ending June 30, 1930, and prior fiscal years, to provide urgent supplemental appropriations for the fiscal years ending June 30, 1930, and June 30, 1931, and for other purposes, appropriated the sum of \$8,000,000 for accomplishing, in part, the new hospital construction authorized by Public No. 29, approved December 23, 1929.

There was enacted on April 19, 1930, Public, No. 158 (71st Cong.), which in addition to making appropriations for the regular activities of the bureau for the fiscal year ending June 30, 1931, appropriated the sum of \$2,000,000 for new hospital construction. The foregoing sum represents the previously unappropriated balance of the \$15,000,000 authorized for hospital construction purposes, under Public, No. 480 (70th Cong.), May 23, 1928.

The President approved, on June 5, 1930, Public, No. 303 (71st Cong.), an act to amend the World War adjusted compensation act, as amended. The principal provision of this amendatory legislation was the extension of time from January 2, 1930, to January 2, 1935, within which applications for benefits thereunder might be filed.

On June 11, 1930, there was approved Public, No. 344 (71st Cong.), an act providing for hospitalization and medical treatment of retired enlisted men of the Navy and Marine Corps and transferred members of the Fleet Naval Reserve and the Fleet Marine Corps Reserve in Government hospitals without expense to the reservist. This legislation for purposes of hospitalization or medical treatment in Government institutions placed these men on an equal footing with veterans entitled to hospitalization under the provisions of section 202 (10) of the World War veterans' act of 1924, as amended. Accordingly, to be eligible for this benefit, such person must have served in some war, occupation, or expedition.

The following legislation, although not approved until a few days subsequent to the expiration of this fiscal year is considered and treated in this report by reason of its effect upon prior existing law and the administration of veterans' relief. On July 3, 1930, there was enacted Public, No. 522 (71st Cong.), which amended the World War veterans' act in a number of important respects, principal of which were the following: (a) The payment of a disability allowance is authorized to any honorably discharged ex-service man who entered the service prior to November 11, 1918, and served 90 days or more during the World War and who is suffering from a 25 per cent or more permanent disability, not the result of his own willful misconduct, which was not acquired in the service during the World War, or for which compensation is not payable; (b) additional compensation of \$25 per month independent of any other compensation which may be payable is authorized to be paid to persons who suffer an

injury resulting in the loss of the use of a creative organ or one or more feet or hands as a result of an injury received in the active service in line of duty between April 6, 1917, and November 11, 1918, with the proviso that if such disability occurred while the veteran was serving with the United States military forces in Russia, the dates therein stated shall extend from April 6, 1917, to April 1, 1920; (c) the payment of burial and funeral expenses and transportation of the body to the home is authorized for those veterans who die in National Military Homes; (d) the director, in his discretion, is authorized to pay to dependents of an incompetent veteran drawing compensation who disappears, the same amount of compensation as is provided for the same class of relatives of a veteran who dies of a service-connected disability; (e) the director is authorized to pay compensation to the person having custody or control of an incompetent or minor beneficiary during the time compensation payments to the legally appointed guardian are suspended or withheld because of the misconduct of the guardian, and authorizes continuance of a fund which the bureau is administering for the benefit of certain incompetent beneficiaries; (f) if there is a dependent father or mother, the amount paid them shall in no case be less than \$20 per month. Heretofore, dependent parents could not receive in excess of the difference between the total amount payable to a widow and children and the sum of \$75; (g) decisions of the director on questions of fact and law affecting any claimant to the benefits of Titles II, III, and IV of the World War veterans' act shall be final; (h) regulations of the bureau relative to evidence must provide that due regard be given to lay and other evidence not of a medical nature in connection with the adjudication of claims; (i) suits on term insurance contracts may be instituted within one year of the date of approval of this amendatory act; (j) hospitalization under section 202 (10) of the World War veterans' act is authorized for contract surgeons who served overseas in the Spanish-American War; (k) a minimum rating of permanent partial 25 per cent shall be included in the bureau rating schedule for arrested tuberculosis; and (l) all contracts of insurance issued by the Government are incontestable from date of issuance except for fraud, nonpayment of premiums, or on the ground that the applicant was not a member of the military or naval forces. The plea of estoppel formerly interposed by the Government in certain cases is also eliminated.

Public 536 (71st Cong.) approved July 3, 1930, authorized the President to consolidate and coordinate Government activities affecting war veterans. The Government agencies affected by this legislation are the Bureau of Pensions, the National Home for Disabled Volunteer Soldiers, and the United States Veterans' Bureau. On July 21, 1930, the President issued an Executive order authorizing the consolidation of these agencies.

REGIONAL OFFICES

BM The bureau maintains 54 regional offices, 2 in the States of New York, Pennsylvania, Ohio, Missouri, California, and Texas; 1 in the District of Columbia; and 1 in each of the other States except Delaware. These field agencies are what might be termed arms of the central office and were established in order to serve as directly as

practicable claimants and beneficiaries as they are distributed throughout the United States. In general they are responsible for the preparation and adjudication of claims for compensation; provision of medical, surgical, and dental treatment, including hospitalization when required for observation or treatment, after-care, nursing follow-up, and social service, and the furnishing of orthopedic and prosthetic appliances; certification as to legality of appointment and the fitness of fiduciaries as well as all other matters affecting beneficiaries under legal disabilities; and the handling of insurance activities.

The regional offices of seven States are now housed in facilities at bureau hospitals located at Portland, Oreg., Minneapolis, Minn., Fargo, N. Dak., Fort Harrison, Mont., Boise, Idaho, Hines, Ill., and Atlanta, Ga. This centralization of field activities within States has proved satisfactory, and it is contemplated to provide these joint facilities at certain of the new hospitals to be erected under the construction acts of May 23, 1928, and December 23, 1929. This system not only in most instances permits the evacuation of leased space, but avoids also the necessity for duplicating within a State the medical facilities required for the examination and observation of beneficiaries. In addition, it permits beneficiaries to obtain medical care and treatment at the same point where application is made for all other benefits.

On June 30, 1930, there were 278,269 active compensation disability awards on file in all regional offices, as compared with 260,312 one year previous thereto. As of the same date there were 134,225 terminated awards, 379,117 disallowed claims and 33,054 pending cases, making a combined case load of 824,665 which is 62,609 more than that of record June 30, 1929.

During this year the out-patient clinics of the regional offices furnished a total of 786,599 treatments and made 950,252 physical examinations. The treatments furnished during this period were approximately 9,100 less than in 1929 while the physical examinations were greater by approximately 60,200. The increase in physical examinations was due principally to the increased number of applications filed for disability compensation by reason of the veterans' desire to submit certain claims before the expiration of the time limit on April 6, 1930, and to the increase in applications for hospitalization under the provisions of section 202 (10) of the World War veterans' act, 1924, as amended.

The guardianship load of the bureau on June 30, 1930, consisted of 60,958 wards under legal disability, of which number 22,601 were incompetent veterans, 37,293 were minors, and 1,064 were other incompetents such as dependent parents and minors over the age of 18 years who are mentally incapacitated. There were 54,269 fiduciaries, of which number 44,822 were guardians of incompetents and minors, 5,390 were legal custodians of incompetents and minors, and 4,057 were cases in which institutions (hospitals) were administering funds paid on behalf of hospitalized bureau wards. The total guardianship load on June 30, 1930, was 3,428 in excess of that on the same date of the preceding year.

HOSPITALIZATION

Remaining under treatment.—At the close of this fiscal year the 30,541 bureau patients under treatment in all hospitals represented an increase of 2,824, or 10 per cent over the number remaining on

June 30, 1929. The present hospital population is composed of 6,341 patients under treatment for pulmonary tuberculosis, 15,020 for neuropsychiatric diseases, and 9,180 for general medical and surgical conditions.

There has been a marked change in the character of the hospital population since June 30, 1920. At that time 34 per cent of the patients were tubercular, 29 per cent neuropsychiatric, and 37 per cent general; whereas in 1930, approximately 21 per cent were being hospitalized for tuberculosis, 49 per cent for neuropsychiatric diseases, and 30 per cent for general conditions.

A survey of the patient load over the past 10 years indicates an increase in the number and percentage of patients remaining in hospitals for the treatment of service-connected neuropsychiatric diseases. While the service-connected hospital cases of other types have generally decreased, it is to be expected that the number of such patients under treatment for mental diseases will continue to increase by reason of the low recovery rate, and the low death rate among persons with these diseases, as well as the greater need for institutional care that comes with advancing years. The peak load of service-connected pulmonary tuberculous patients was apparently reached in 1921, when approximately 12,000 such cases were under hospitalization. Since that time this total has decreased until at present only 49 per cent of the tuberculous patients are classed as having service-connected disabilities.

The number of patients suffering from general medical and surgical conditions due to service apparently reached the peak in 1921 after which a continuous decrease is recorded through 1929. While a slight increase of 5 per cent in the service-connected load is noted at the close of this as compared with the previous fiscal year, the present load represents but approximately one-fourth of the original peak.

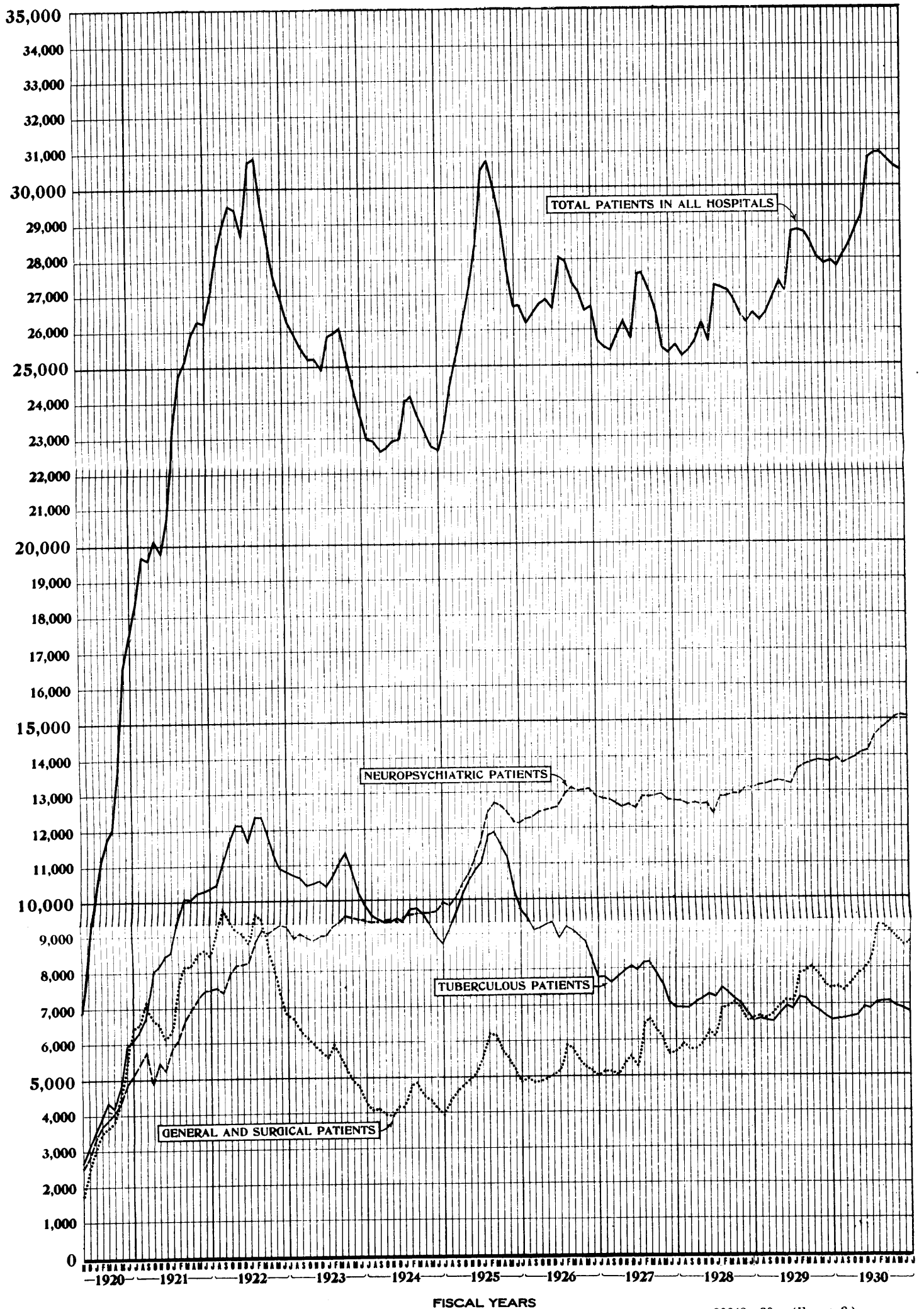
Approximately 95 per cent of all bureau patients remaining under hospitalization at the close of this year were World War veterans, and of these 53 per cent were under treatment for service-connected disabilities, 44 per cent for diseases or conditions not connected with service, and 3 per cent were in hospitals to determine whether service connection existed. The veterans of other American wars, occupations, and expeditions approximated 1,500 or 5 per cent of the total, and of these, 1,200 were veterans of the Spanish American War. In addition, the bureau was caring for 139 discharged soldiers of those countries allied with the United States in the World War, and 91 miscellaneous patients, such as beneficiaries of the United States Employees Compensation Commission, and United States Civil Service Commission.

The increase in the hospital load during this period is due principally to the additional number of veterans requiring treatment for diseases not of service origin, as authorized by section 202 (10) of the World War veterans' act of June 7, 1924. Since the passage of this legislation, the number of such cases remaining under treatment has increased approximately 2,000 annually. The following table shows by type of disease the percentage increase in hospitalization each fiscal year under this provision of law, and the percentage of nonservice-connected cases to the total, beginning with 1925.

U. S. VETERANS BUREAU

Actual Number of Patients Remaining in All Hospitals

OCTOBER 1919—JULY 1930



Fiscal year	Pulmonary tuberculosis			Neuropsychiatric			General			Total		
	All cases	202 (10) cases	Per cent of 202 (10) cases	All cases	202 (10) cases	Per cent of 202 (10) cases	All cases	202 (10) cases	Per cent of 202 (10) cases	All cases	202 (10) cases	Per cent of 202 (10) cases
1925.....	9,314	898	9.64	11,905	1,155	9.70	5,391	1,786	33.13	26,610	3,839	14.43
1926.....	7,308	1,196	16.37	12,220	1,387	11.35	5,387	2,429	45.09	24,915	5,012	20.12
1927.....	6,658	2,046	30.73	12,538	1,732	13.81	6,114	3,630	59.37	25,310	7,408	29.27
1928.....	6,045	2,532	41.89	12,839	2,211	17.22	7,015	4,885	69.64	25,899	9,628	37.18
1929.....	6,121	2,943	48.08	13,461	2,934	21.79	7,905	5,946	75.21	27,487	11,823	43.01
1930.....	6,274	3,219	51.31	14,941	3,842	25.71	9,096	7,031	77.30	30,311	14,092	46.49

It will be observed from the above table that in 1925, one year after the passage of this legislation, patients with nonservice-connected disabilities formed but 14 per cent of the hospital load as compared with 46 per cent at the close of 1930. To-day, we find that approximately 3 out of 4 of the general medical and surgical, 1 out of 2 of the tubercular, and 1 out of 4 of the neuropsychiatric cases were admitted for the treatment of diseases not determined to be of service origin.

At the close of this year, approximately 58 per cent of all patients were hospitalized within the borders of their reported home State, while in the case of general patients 65 per cent were so hospitalized. In addition, there are many patients under treatment in hospitals which, while located in adjoining States, are nevertheless the nearest Government facilities to their homes.

It is the aim of the bureau to hospitalize veterans in Government owned and operated facilities, and its construction programs have been prepared to accomplish this end. In the beginning of the hospitalization of World War veterans it was necessary to utilize contract institutions to a large extent, and whereas in 1922, approximately 32 per cent of the total load was so hospitalized, to-day less than 7 per cent is in contract institutions. More than 63 per cent of the present contract patients are under treatment for mental diseases in State institutions.

On June 30, 1930, there were 2,086 colored patients under treatment by the bureau. The veterans' hospital at Tuskegee, Ala., devoted exclusively to the treatment of colored patients, had a population on the above date of 553, consisting of 112 veterans with tuberculosis, 278 with neuropsychiatric diseases, and 163 with general conditions.

Female patients on the same date numbered 244, and 30 per cent of these were under treatment for pulmonary tuberculosis, 37 per cent for neuropsychiatric diseases, and 33 per cent for general conditions. Of the female beneficiaries in hospitals, 57 per cent were being treated for service-connected diseases or conditions.

Admissions.—The growing problem of hospitalization of veterans of the World and other wars, and the necessity for the expansion of Government facilities are shown in the increasing number of hospital admissions each year. Since 1919, there have been 882,687 admissions to hospitals, while during this year they numbered 92,115, second only to the peak of 134,354 in 1922. The admissions during 1930 represent an increase of more than 10 per cent over 1929. Of the total, 46 per cent were admitted to United States veterans' hospitals,

50 per cent to other Government institutions, and approximately 4 per cent to State and civil hospitals. It is of interest to compare this latter percentage with that of 1920 and 1924, when it was necessary to hospitalize approximately 45 per cent and 19 per cent, respectively, in State and civil institutions.

Since June 7, 1924, when hospitalization was first authorized for veterans of any war, military occupation, or expedition, without regard to the nature or origin of their disabilities, 241,355, or approximately 52 per cent of all admissions have been for veterans whose disease or injury is not traceable to war service. Of the total admissions during this year, 65,817, or 71 per cent, were of this class. During the first year following the passage of the above legislation, the number of veterans admitted under the first proviso of section 202 (10), i. e., for the treatment of tuberculosis and neuropsychiatric diseases, formed 47 per cent of the total admissions for nonservice-connected conditions. Since that time, the number and percentage of these cases have decreased annually until in 1930 they formed but 21 per cent of the total admitted under the above-mentioned section of the World War veterans' act. However, the general medical and surgical cases authorized under the second proviso of section 202 (10) have increased rapidly and during this year formed approximately 79 per cent of the admissions for disabilities not determined to be of service origin.

Patients whose admission was authorized during this year for the treatment or observation of pulmonary tuberculosis numbered 11,294, for psychotic diseases 4,496, for other neuropsychiatric diseases 9,027, and for general medical and surgical conditions 67,298. The admissions for general conditions increased 14 per cent over those for the fiscal year 1929.

During this year 6,748 colored patients were admitted to hospitals, approximately 97 per cent of whom received treatment in Government facilities. The majority, or 77 per cent, were admitted for the treatment of general medical and surgical conditions, and 13 per cent for pulmonary tuberculosis.

Admissions of female patients during this year numbered 709 and represented an increase of 31 per cent over 1929. Approximately 71 per cent of these patients were treated for general conditions and 17 per cent for neuropsychiatric diseases.

An analysis of the hospital admissions during 1930 discloses the fact that 46,906 patients, or approximately 51 per cent, were hospitalized for the first time; 43,477, or 47 per cent, were readmissions; and 1,732, or 2 per cent, were admitted by transfer from one hospital to another.

Since the passage of the World War veterans' act of June 7, 1924, there has been a consistent increase in the number of first admissions to hospitals due to the hospitalization of nonservice-connected cases, as authorized by section 202 (10) of said act. This condition exists, despite the fact that the first admissions for service-connected cases have decreased from 21,115 in 1924 to 6,558 in 1930.

An effort was made during the fiscal years 1929 and 1930 to further classify the type of admission in order to determine what percentage of cases admitted for the treatment of nonservice-connected diseases or injuries had a coexistent service-connected disability. During this year it was found that in 8 per cent of these admissions there

coexisted a concurrent service-connected disability as compared with 5 per cent in 1929. A further analysis of this type of admission was made and it was determined that in 9 per cent of the cases the nonservice-connected condition was aggravating or capable of aggravating the service-connected disease.

Of the 85,079 World War veterans admitted to hospitals during this year, 17,218 required treatment for service-connected diseases, 9,080 were admitted to determine whether their disabilities were traceable to service, and 58,781 were admitted for the treatment of nonservice-connected diseases or conditions. The admissions for veterans of other wars totaled 7,036, and included 5,738 Spanish War and 465 Civil War veterans. In addition, the bureau authorized the hospital treatment of 461 veterans of countries allied with the United States in the World War, 374 of whom were Canadians. There were also 312 miscellaneous beneficiaries, such as United States Employees' Compensation Commission, United States Civil Service Commission, etc., admitted to hospitals upon authority of this bureau.

Approximately 68 per cent of all pulmonary tuberculous patients, 58 per cent of the neuropsychiatric, and 40 per cent of the general patients were admitted to United States veterans' hospitals. The next largest group was that of 20,790 general patients admitted to United States naval hospitals, which represented approximately 31 per cent of all admissions for the treatment of general medical and surgical conditions.

Yearly turnover and replacement.—During the fiscal year 1920, the patient turnover in all types of veterans' hospitals was once every three and one-half months as compared with once every six months in 1930. This extension in the average period of hospitalization is due largely to the increase in psychotic patients, who now constitute approximately 43 per cent of the authorized hospital load of the bureau, and who by remaining under continuous treatment offset the increase in general patients, who require but comparatively short hospital episodes. Another contributory factor to the relatively small turnover among psychotic patients is the low mortality rate for this type of disease. Based upon the experience of the fiscal years 1927, 1928, 1929, and 1930, veterans' hospitals devoted principally to the treatment of neuropsychiatric diseases have a complete patient turnover once every two years. During this fiscal year, the turnover rate for hospitals utilized primarily for the treatment of tuberculosis was in excess of once every six months. The attainment of a low rate of turnover is highly desirable among the tuberculosis veterans, inasmuch as arrest of this disease is seldom obtained in less than one year of intensive care, treatment, and exercise. The turnover rate in hospitals of this type is influenced to a large extent by the restless moving of the tuberculous patient from one hospital to another, or from one climate to another, or because of becoming irked at long hospital periods, necessary rules and restrictions, he leaves without permission or against medical advice. When patients of this type voluntarily terminate their hospital episodes by leaving without permission or against medical advice, they, in most instances, negate the good results of the treatment already obtained. The per cent of turnover in hospitals treating a majority of general medical and surgical patients is, because of the generally shorter clinical course and early recovery or improvement period in these cases, more than three times

as great as in those treating tuberculosis, and about thirteen times as great as in those caring for neuropsychiatric diseases.

Discharges.—A knowledge of the manner in which the hospitalization of disabled veterans is carried on by the bureau and an appreciation of the degree of success attained in their care and treatment are readily obtained from a comparison and statistical analysis of the type of discharges made during this and prior years.

Approximately 120,000 patients were under hospitalization during this fiscal year, of whom 89,405 were discharged after an average of 73.7 in-patient days. The average period of hospitalization for this year is somewhat lower than in 1929, due to the increased number of discharges among general or short-term patients, which formed 74 per cent of the total.

A comparison of the number of discharges and average period of hospitalization for this year in the various groups of hospitals utilized by the bureau is as follows: United States Veterans' hospitals, 40,671 discharges, or 45 per cent of the total, with an average period of 98 days; naval hospitals, 24,023, or 27 per cent, with an average of 38.6 days; and Army hospitals, 11,589, or 13 per cent, with an average of 60.5 days. The average period of hospitalization for these three groups compares favorably when it is considered that over 80 per cent of the discharges from naval and Army hospitals were general patients, as compared with but 64 per cent from veterans' hospitals. State institutions which are utilized principally for the treatment of mental diseases discharged 247 bureau patients, after an average period of 435 days' hospitalization. Patients discharged from marine hospitals, soldiers' homes, and civil institutions under contract numbered 12,867, or 14 per cent of the total, with an average period of hospitalization of 66.5 days.

In the past five years there has been an increasing number of patients who cooperate with the bureau by remaining in hospitals until the completion of treatment and formal discharge is made. During this year, in 74,600, or 83 per cent of the total discharges, the patient remained until the completion of the hospital episode, as compared with 73 per cent in 1926. Approximately 79 per cent of all incomplete cases represent patients discharged for personal reasons, i. e., against medical advice, leaving without permission, etc. Usually these are cases in which some improvement has been shown, but the patients are unwilling to remain until the maximum benefit from hospitalization has been attained. Patients under treatment for general medical and surgical disabilities formed 52 per cent of this group, for pulmonary tuberculosis 38 per cent, and for neuropsychiatric diseases 10 per cent.

Efforts to secure the cooperation of patients in this regard have been rewarded by a percentage reduction in the group patients who left without permission, were discharged against advice, or for whom discharge was necessary for disciplinary reasons. In 1926, this type of hospital discharge was responsible for 19 per cent of the total, as compared with 13 per cent for this year. Patients discharged for disciplinary reasons approximate 1 per cent of the total discharges, and during this year 62 per cent of such patients were under treatment for general diseases. Of patients leaving hospitals without permission, 2,628, or 48 per cent were under treatment for general

medical conditions, 2,197, or 41 per cent for pulmonary tuberculosis, and 587, or 11 per cent, for neuropsychiatric diseases.

Prior to 1929, there was no attempt to secure reports as to the results of treatment in cases in which hospitalization was classed as incomplete. Since that time, reports have been obtained in the majority of cases disclosing the results of treatment received up to the time the patient voluntarily terminated his hospitalization or was transferred for further treatment. In 1929, results were reported in approximately 55 per cent of these incomplete cases, as compared with 72 per cent for this year. The average period of hospitalization of these incomplete cases and the results of treatment are presented in the statistical tables in this report for comparison with those cases in which the maximum benefit from hospitalization was obtained and the patient formally discharged. The group of completed cases contains 13,218 cases in which the condition at time of discharge was not stated. These represent patients discharged after observation, special examination, or the completion of adjunct and emergency treatment.

During the fiscal year 1930, discharges after treatment for pulmonary tuberculosis numbered 11,380, or 13 per cent of the total. Of this group 5,640, or 50 per cent, remained until the completion of the hospital episode and show as a result a state of complete arrest in 376 cases, apparent arrest in 95 cases, and quiescence in 102 cases. In addition, there were 690 cases sufficiently improved to be discharged, making a total of 1,263, or 11 per cent of all pulmonary tuberculosis discharges in which either arrest or improvement was shown. The disease had reached the moderately advanced stage in 392 cases and the far advanced in 531 cases. The discharged cases of pulmonary tuberculosis deriving no benefit from hospitalization, most of which had reached the far advanced stage, numbered 2,498 or 22 per cent of the total. Death terminated hospitalization in 1,917 cases, or approximately 17 per cent of the total treated. In addition, there were 109 cases discharged as terminal with unfavorable prognosis.

During this year, 12,229 patients were discharged from hospitals after receiving treatment for a neuropsychiatric disability, of whom approximately 27 per cent had been under treatment for a psychosis. The majority, or 84 per cent, of these patients remained until the completion of the hospital episode and as a consequence 5,830, or 57 per cent, were sufficiently improved to be discharged as receiving the maximum benefit from hospitalization. The largest groups were treated for psychoneurosis and neurosis, these cases forming nearly one-third of all neuropsychiatric discharges.

The principal psychosis treated in point of numbers was dementia præcox, 1,177 patients of this type having been discharged from hospitals. However, approximately 44 per cent of these failed to complete the necessary hospital period. There were 102 deaths from miscellaneous causes among dementia præcox patients. The majority of the 158 deaths from general paralysis were caused by the disease for which they were receiving treatment. The largest number of psychotic cases reported cured was found among those of the alcoholic type which formed one-third of the total cases discharged.

Discharges of general medical and surgical cases numbered 65,796 during this year, or an increase of 14 per cent over 1929. Of the total

discharged after obtaining the maximum benefit from hospitalization, 7,301, or 12 per cent, were reported as recovered, 39,487, or 67 per cent, as improved, and 4 per cent died.

The general patients treated in hospitals are further classified for statistical purposes as to the general type of principal disease under treatment. Nearly 19 per cent of all general patients discharged were treated primarily for diseases of the digestive system, and of this number approximately 14 per cent were reported as recovered or cured, 70 per cent as improved, and about 3 per cent as unimproved.

Tonsillitis was responsible to a large extent for the 10,795 cases of diseases of the ear, nose, and throat which formed 16 per cent of all general discharges. Approximately 21 per cent of these were reported as recovered and 66 per cent as improved. The next most important groups are diseases of the circulatory system or heart diseases; diseases of the joints, such as arthritis; and respiratory diseases, which include bronchitis, pleurisy, and asthma. Each of these major classes represented approximately 7 per cent of the general discharges.

As would be expected the highest percentage of recoveries reported and the lowest percentage of hospitalizations terminated by death are found among those patients who received treatment for general diseases. But 11 per cent of the general patients discharged left the hospital before treatment was completed as compared with 50 per cent of the tuberculosis, and 16 per cent of the neuropsychiatric patients.

Deaths of bureau patients in hospitals have been further classified by the second revision of the International List of Causes of Death and a comparison made of the number reported each year for the past seven years. An analysis shows that although the number of deaths has increased 85 per cent since 1924, there has been but slightly more than a 1 per cent increase in proportion to the number of veterans discharged. Pulmonary tuberculosis, while still the major cause of death among veterans, showed a decrease from 62 per cent of all deaths in 1924 to 34 per cent in 1930. Deaths from cancers and other malignant tumors are increasing, having advanced from approximately 3 per cent in 1924 to about 8 per cent in 1930. Organic disease of the heart is given as the cause of death in 455 cases, or nearly 10 per cent of the total deaths during this year in comparison to 98, or 4 per cent, in 1924. The next most important causes of death among veterans in point of numbers are Bright's disease, pneumonia, and broncho-pneumonia. There were 19 suicides reported during this year of which about half were patients under treatment primarily for a neuropsychiatric disability. As previously stated the outstanding single cause of death among veterans with neuropsychiatric diseases was general paralysis of the insane, which condition was responsible for 135 of the deaths in hospitals during this year.

Surgical operations performed on bureau patients during this period totaled 43,330, or an increase of 41 per cent over 1929. However, this does not represent 43,330 individual patients as certain types of operations are performed in a series, that is, a number of the same kind on the same patient within a given period. Such operations as artificial pneumothorax, arsphenamine, and neoarsphenamine injections, incision, and drainage, etc., are performed in large numbers and many times on the same patient. Operations performed in United States veterans' hospitals numbered 19,259, or 44 per cent

of the total, while 10,441, or 24 per cent, were performed in naval hospitals. The remainder were performed as follows: Army hospitals 17 per cent, marine hospitals 10 per cent, National Home for Disabled Volunteer Soldiers 3 per cent, and about 2 per cent in civil institutions.

The growing importance of the hospitalization problem of veterans whose treatment is authorized under section 202 (10) is further emphasized in an analysis of discharges. Approximately 70 per cent of all discharges during this year were for veterans whose disease was not connected with service. This class formed 39 per cent of the pulmonary tuberculosis, 50 per cent of the neuropsychiatric, and 79 per cent of the general medical and surgical discharges. More than 70 per cent were improved or cured after an average of 58 days hospitalization, while the average number of in-patient days for the total group of nonservice-connected cases was 54 as compared with 74 for all patients.

Although 53,370, or 85 per cent of the total patients discharged for nonservice-connected conditions remained until the completion of the hospital episode, 3,216, or 5 per cent, left without permission, 3,534, or 6 per cent, left against advice of the medical officer in charge, and 646 were discharged for disciplinary reasons. Approximately 75 per cent of all deaths in hospitals were among patients under treatment for nonservice-connected diseases.

Nearly 7,000 of the patients discharged after treatment for nonservice connected conditions were veterans of wars, occupations, and expeditions other than the World War. Of this number, 5,686, or 82 per cent, were Spanish War veterans, and 459 Civil War veterans.

GOVERNMENT HOSPITAL FACILITIES AVAILABLE TO THE BUREAU

On July 1, 1929, there were 49 hospitals being operated by this bureau with a combined capacity of 22,280 beds as compared with 47 hospitals and 22,732 beds on June 30, 1930. Notwithstanding that there were two less hospitals in operation at the close of this fiscal year, the total beds available increased 452 and the number of Government-owned structures of permanent construction 1,243. Of particular interest in this latter connection is the progress that has been made by the bureau in the development of modern fire-proof Government-owned hospital facilities. An analysis of the 22,732 beds in bureau hospitals on June 30, 1930, discloses that 22,382 were classed as being in Government-owned structures of permanent construction, 150 were in Government-owned buildings of temporary construction, and but 200 were in leased institutions. In January of 1922 these figures were as follows: Total beds, 16,637; in permanent facilities, 4,010; in temporary facilities, 7,017; and in leased institutions, 5,610.

The only new hospital opened during this year was Alexandria, La., which has a capacity of 421 beds. The bureau discontinued the use of the temporary facilities at Algiers, La., which were loaned by the Navy Department, while the hospitals at Excelsior Springs, Mo., and Atlanta, Ga., were closed temporarily to permit of enlargement. The new construction at Excelsior Springs will increase the capacity of that hospital from 125 to 301 beds and Atlanta from 85 to 204 beds. At Oteen, N. C., permanent facilities capable of accommodating 202 beds were erected while temporary facilities with a

capacity of 332 beds were evacuated. Additional beds were made available during this year at Knoxville, Iowa, Lake City, Fla., North Little Rock, Ark., Memphis, Tenn., Tuskegee, Ala., American Lake, Wash., Chillicothe, Ohio, St. Cloud, Minn., and Bedford, Mass.

Beginning with the act of March 3, 1919, the first legislation appropriating funds for the acquisition of hospital facilities for World War veterans, the Congress has to date authorized the sum of \$92,450,000 for new hospital construction, of which \$84,500,000 had been appropriated to June 30, 1930. In addition, the bureau has, since 1923, expended over \$13,000,000 out of regular fiscal funds for permanent improvements and extensions to veterans' hospitals.

In addition to the hospitals operated by this bureau there was on June 30, 1930, a total of 8,793 beds reserved for bureau beneficiaries in hospitals maintained by other Federal agencies. The number of beds allocated to the bureau by each agency was as follows: United States Navy, 3,403; United States Army, 2,237; National Home for Disabled Volunteer Soldiers, 2,069; United States Public Health Service, 732; and Interior Department (St. Elizabeths), 352. Of the foregoing beds 1,487 were available for tuberculous conditions; 1,829 for neuropsychiatric disorders; and 5,477 for general medical and surgical conditions. In all Government hospitals on June 30, 1930, there was a total of 31,525 beds available to this bureau as compared with 30,556 at the beginning of this fiscal year.

FUTURE HOSPITAL CONSTRUCTION

At the expiration of this fiscal year construction work was in progress on the following major projects: (a) 483-bed hospital at Coatesville, Pa.; (b) 430-bed hospital at Somerset Hills, N. J.; (c) 249-bed hospital at Lexington, Ky.; (d) 232-bed hospital at Hartford, Conn.; (e) 197-bed hospital at Lincoln, Nebr.; (f) 779 additional beds at Hines, Ill.; (g) 303 additional beds at North Chicago, Ill.; (h) 176 additional beds at Excelsior Springs, Mo.; (i) 152 additional beds at Bedford, Mass.; (j) 138 additional beds at Fort Lyon, Colo.; (k) 37 additional beds at Aspinwall, Pa. Construction work at Atlanta, Ga., through which the capacity was increased from 85 to 204 beds was completed during this year but the hospital was not opened until July 8, 1930.

The contract dates of completion of the construction on the above projects are as follows: Coatesville, Pa., August 20, 1930; Somerset Hills, N. J., August 11, 1930; Lexington, Ky., February 28, 1931; Hartford, Conn., January 9, 1931; Lincoln, Nebr., November 27, 1930; Hines, Ill., October 1, 1930 (estimated); North Chicago, Ill., August 15, 1930 (estimated); Excelsior Springs, Mo., November 13, 1930; Bedford, Mass., December 31, 1930; Fort Lyon, Colo., November 21, 1930; Aspinwall, Pa., January 5, 1931.

All of the foregoing work except that at Bedford, Mass., is to be accomplished out of the \$15,000,000 authorization for new hospital construction approved May 23, 1928. The only remaining project to be completed under this authority is at Washington, D. C., where facilities will be provided for 84 female patients. Upon completion of the program accomplished under the act of May 23, 1928, the bureau will have acquired a gross total of over 5,000 permanent beds, most of which are being constructed for the use of the psychotic or

mental type of patient. The net increase in beds under this authority will be approximately 4,000, distributed by types as follows: Neuro-psychiatric, 2,700; general medical and surgical, 1,200; and tuberculosis, 100.

On December 23, 1929, there was enacted Public No. 29, Seventy-first Congress, an act to authorize an appropriation to provide additional hospital domiciliary and out-patient facilities for persons entitled to hospitalization under the World War veterans' act of 1924, as amended. This act authorized the sum of \$15,950,000 for new hospital construction of which amount \$8,000,000 was appropriated by Public No. 78, Seventy-first Congress, approved March 26, 1930. The tentative program under this authority as now determined is as follows: (a) 400-bed hospital in western New York; (b) 300-bed hospital in Texas; (c) 250-bed hospital in Alabama; (d) 250-bed hospital at Albuquerque, N. Mex.; (e) 200-bed hospital in New York, N. Y.; (f) 200-bed hospital at San Francisco, Calif.; (g) 150-bed hospital in West Virginia; (h) 150-bed hospital in Indiana; (i) 125-bed hospital in Kansas; (j) 75-bed hospital at Salt Lake City, Utah; (k) 473 additional beds at Somerset Hills, N. J.; (l) 454 additional beds at Northport, Long Island, N. Y.; (m) 200 additional beds at Camp Custer, Mich.; (n) 164 additional beds at North Chicago, Ill.; (o) 164 additional beds at Knoxville, Iowa; (p) 152 additional beds at Bedford, Mass.; (q) 138 additional beds at Augusta, Ga.; (r) 138 additional beds at Gulfport, Miss.; (s) 100 additional beds at Tucson, Ariz.; (t) 50 additional beds at Memphis, Tenn. It is expected that of the 4,133 beds to be acquired under this authority approximately 87 per cent will have been completed and available for use by June 30, 1932.

The extent to which additional hospital construction beyond that authorized by the act of December 23, 1929, will be required by the bureau is almost wholly dependent upon the degree to which the Congress decides to provide Government hospital accommodations for the veterans of all wars, regardless of the origin of their disability. The hospital load for veterans with disabilities not determined to be of service origin has gradually but consistently increased until it now forms about 45 per cent of the total. In other words, of the thirty-odd thousand patients remaining in hospitals on June 30, 1930, whose admission thereto was authorized by this bureau but approximately 17,000 were being treated for service-connected conditions. Upon completion of the construction authorized by the act of December 23, 1929, there will be available in Government hospitals to beneficiaries of this bureau, a total of approximately 40,000 beds, or a number more than sufficient to accommodate the nonservice-connected load to an extent greater than the service-connected group. Preliminary studies made by the bureau and the medical council thereof, which latter is composed of outstanding physicians not in the employ of the bureau indicate that the existing and authorized Government hospital facilities will have to be materially increased if nonservice-connected cases are given a mandatory right to Government hospitalization.

The placing of the National Home for Disabled Volunteer Soldiers under the same administrative head as this bureau, which was authorized by the act of July 3, 1930, will undoubtedly have a decided influence upon the future construction activities of both agencies. This centralized control will among other things prevent the duplica-

tion of hospital facilities within States, insure the maximum use of existing facilities and permit the standardization of hospital treatment furnished to veterans of all wars.

THE DEVELOPMENT AND MAINTENANCE OF BUREAU HOSPITALS

In addition to the new construction, remodeling, and alterations which provided increased facilities for patients, the following major development program was accomplished or placed under contract at bureau hospitals during this year: (a) Gas-burning equipment at Palo Alto, Calif.; (b) reservation fence at Alexandria, La.; (c) water-softening plant at Tucson, Ariz.; (d) refrigeration plant at Fort Bayard, N. Mex.; (e) storehouse and shop building at Lake City, Fla.; (f) reservation fence at Gulfport, Miss.; (g) oil-burning equipment at Hines, Ill.; (h) garage at North Little Rock, Ark.; (i) sewage disposal plant at Fort Lyon, Colo.; (j) garbage refrigeration at Bronx, N. Y.; (k) oil-burning equipment, recreation building, gatehouse, and entrance gate at Walla Walla, Wash.; (l) inclosing porches and extension of heating plant at Sheridan, Wyo.; (m) boiler plant, laundry, incinerator, and garage at Muskogee, Okla.; (n) officers' quarters at Jefferson Barracks, Mo.; (o) greenhouse at Chillicothe, Ohio; (p) water supply at Castle Point, N. Y.; (q) addition to refrigeration plant at Camp Custer, Mich.; (r) well at Livermore, Calif.; (s) addition to attendants' quarters at San Fernando, Calif.; (t) incinerator, water softener, and machinery storage shed at Minneapolis, Minn.; (u) occupational-therapy building at Bedford, Mass.; (v) nurses' quarters at Fargo, N. Dak.

The completion of the above work is in line with the policy of the bureau to develop eventually complete and modern operating plants at hospitals which will undoubtedly be continued in operation for an indefinite period. Upon the erection of new hospitals it is necessary at times, principally by reason of limited funds, to defer the construction of certain of the desirable but not absolutely essential buildings, while at older hospitals the requirements of the bureau often indicate the need for modernizing the facilities.

During this year 5,096 maintenance and repair requests were received from field stations, covering new construction and supplies for maintenance, repairs, and minor alterations to buildings, mechanical equipment, and the upkeep of grounds.

EXPENDITURES AND OPERATING COSTS AT BUREAU HOSPITALS

Gross expenditures during this year totaled \$34,306,981.97, while the net operating expenses amounted to \$28,520,157.15. The amount shown for net operating expenses does not include expenditures for new construction, nonexpendable equipment, or those for the diagnostic center at Palo Alto, Calif. Throughout this fiscal period there was a daily average of 998 more patients of all types under treatment than for the preceding year. The average per diem rate for all hospitals was \$3.86, a decrease of 15 cents over last year.

The cost of operating hospitals used principally for tuberculous patients decreased \$328,665.42 during this as compared with last year. These hospitals cared for a daily average of 45 more patients than in 1929, while the per diem cost of operation was \$0.24 less for this year. An increase of \$364,200.69 in operating expense over last year was

reported for hospitals of the neuropsychiatric type, due to the fact that a daily average of 709 more patients was hospitalized. This group of hospitals had a per diem cost of \$2.81 or \$0.10 less than last year. The cost of operating hospitals of the general medical and surgical type increased \$306,734.14 over last year, due largely to the fact that a daily average of 244 more cases were under treatment this year. The per diem cost of operation for this group was \$4.49, a decrease of \$0.06 from last year.

DIAGNOSTIC CENTERS

Diagnostic centers were established by the bureau to make complete and final diagnoses and to recommend proper treatment in cases which have been the subject of medical controversy. These centers are located at Washington, D. C., Cincinnati, Ohio, and Palo Alto, Calif., and serve the Eastern and Southern, the Midwestern, and the Pacific and Southwestern States, respectively, in the disposition of their medical problem cases.

During this fiscal year, 2,711 patients were admitted to these centers as follows: 1,575 to Washington, 711 to Cincinnati, and 425 to Palo Alto. This represents an increase of 405 admissions, or 18 per cent over the number in 1929.

All admissions to the centers at Cincinnati and Palo Alto were authorized for diagnostic purposes. At Washington, however, approximately 20 per cent of the patients admitted received treatment.

The average period of hospitalization for each of these centers during this fiscal year is as follows: Washington, 36 days; Cincinnati, 14 days; and Palo Alto, 25 days.

The fact that treatment was given in approximately 300 of the cases admitted to Washington is responsible for that center having the longest average period of hospitalization.

While these centers do not rate disabilities for compensation purposes, their findings are made available to rating boards and are considered the highest type of professional advice obtainable for the purpose of making final determination in difficult cases. In other words, with the superior observational advantages and clinical equipment at these centers, it has been possible to establish more clearly the identity of conditions in beneficiaries or to bring to light diseases and injuries which had not previously been clearly recognized. The results of such intensive study and observation are subsequently reflected in commensurate changes in the compensation awards to the beneficiaries concerned.

OUT-PATIENT RELIEF

Out-patient supervision and treatment of beneficiaries within the continental limits of the United States were provided during this year through the 54 regional offices, located in all of the States except Delaware; through medical treatment stations, located in smaller centers of population; through the services of designated examiners, located in remoter communities not readily accessible to the regional offices; and through the facilities established at a number of veterans' hospitals. In addition, contact with sick veterans in their homes is maintained through periodical visits of follow-up nurses and social workers.

*three specimens
by mail*

In extending relief to beneficiaries resident in the insular and Territorial possessions of the United States, the bureau operates clinics in conjunction with its offices established at Manila, P. I., San Juan, P. R., and Honolulu, Hawaii. Medical care and treatment of beneficiaries living in the Panama Canal Zone is supplied through the Governor of the Panama Canal. In foreign countries the matter of obtaining suitable medical care for bureau beneficiaries is handled by the Department of State through its Foreign Service officers.

The total number of physical examinations in regional offices during this fiscal year was 950,252, an increase of 60,232 over the preceding year. Of this number, 920,537 were medical and 29,715 dental; 892,290 or 97 per cent of the medical examinations and 25,623 or 86 per cent of the dental examinations were made by physicians on a salary basis. Examinations made by physicians on a fee basis represented 3.41 per cent of the total examinations, as compared with 2.97 per cent of the total for the fiscal year 1929. Treatments administered through regional offices totaled 786,599 as compared with 795,725 for last year. Of this number 705,802 were medical and 80,797 dental. Medical and dental treatments rendered by physicians on a salary basis totaled 567,139 and 64,036, respectively, and represented 80 and 79 per cent of the total treatments. Fee basis treatments represented 19.8 per cent of the total treatments given during this year, as compared with 16.4 per cent for the fiscal year 1929. As of June 30, 1930, there were 185,297 beneficiaries under the supervision of the follow-up nurses.

The increase in physical examinations was due principally to the increased number of applications filed for disability compensation by reason of the veterans' desire to submit claims before the expiration of the time limit on April 6, 1930, and to the increase in applications for hospitalization under the provisions of section 202 (10) of the World War veterans' act, 1924, as amended.

DENTAL RELIEF

On June 30, 1930, there were in operation 80 dental clinics, 47 in veterans' hospitals and 33 in regional offices, which was two less than the number in operation a year ago. This decrease was due to the closing of two hospitals for enlargement purposes, which work had not been completed by the end of this year.

The value of dental relief furnished beneficiaries in bureau clinics during this year amounted to \$1,014,914.66 based upon the fees authorized to be paid designated examiners for rendering similar service. This relief, however, was furnished beneficiaries at an actual cost of \$629,685.14 thus effecting a saving of \$385,229.52 through the operation by the bureau of its own clinics over what would have been the cost on a fee basis.

The amount of dental relief furnished veterans of all wars as auxiliary to the treatment of nonservice-connected disabilities in hospitals has continued to increase. The value of this treatment computed on a fee basis was \$354,922.48 or 49 per cent of the total value of relief rendered by hospital clinics.

Dental relief was afforded 24,273 beneficiaries necessitating 245,072 sittings, and was completed in 20,774 cases.

The cost of furnishing dental relief per patient for this fiscal year amounted to \$25.93 as compared with \$27.03 for the preceding year. The increased amount of dental relief furnished beneficiaries during this year was accomplished without any increase in dental personnel, there being on duty June 30, 1930, a total of 132 full-time dental officers and 10 part-time dentists which was the same number on the corresponding date of last year.

During this year provision was made to establish a central dental laboratory in the veterans' hospital at Hines, Ill., for the construction of dental prosthesis for some 22 stations. It is expected that this laboratory will be functioning by September 1, 1930. It is believed that the establishment of this laboratory will aid materially in increasing the quality of dental prosthesis furnished bureau beneficiaries, and at the same time effect economies through the reduction of personnel at the stations it will be required to serve.

ORTHOPEDIC AND PROSTHETIC RELIEF

During this year, the total expenditure involved in furnishing orthopedic and prosthetic appliances to 25,878 beneficiaries amounted to \$297,225.81. This represents an increase over the preceding year of 1928 in the number of claimants and \$19,156.36 in expenditures. Approximately one-third of this additional cost is due to an increase of 657 in the number of claimants furnished this relief under the amendment of July 2, 1926, to section 202 (10) of the World War veterans' act of 1924. During this year a total of 2,370 claimants were furnished this service for nonservice-connected disabilities under the amendment of July 2, 1926.

In general the same policies that have obtained in rendering this type of relief to beneficiaries during previous years have been continued. Transportation for claimants in securing appliances has been reduced to a minimum by executing contracts with commercial firms advantageously located throughout the country. Considerable travel is obviated through a working arrangement with contractors from whom special appliances are purchased to have measurements and diagrams made by a competent representative at the claimant's home. Claimants as a rule are required to do little traveling except in cases in which an appliance of unusual construction and fit is needed.

It has been necessary during this period to approve slightly higher prices on contracts for several items, particularly artificial limbs and elastic supplies, but in most cases the quality of the material and workmanship employed in the construction of the appliances justifies the increase in price. The policy of furnishing certain types of special equipment, such as air mattresses, to claimants at their homes has been discontinued, it being held that in cases in which this equipment is required, the beneficiary can be more satisfactorily treated in a hospital.

During this year, the orthopedic shops operated by the bureau at Boston, Mass., New York, N. Y., Atlanta, Ga., Chicago, Ill., and Muskogee, Okla., have shown a combined saving of \$15,270.95 over what the work accomplished would have cost at contract rates. The saving effected by the shop at Chicago was reduced materially, due to a change in location, during which it was operating at only

about 50 per cent of its capacity. The appointment of an artificial limb and brace repair man at the Atlanta shop during the preceding year has greatly facilitated the furnishing of limb and brace repairs to beneficiaries residing within the area served by that shop at much less cost to the bureau. A great deal of difficulty had previously been experienced in furnishing such service in that area by reason of the limited number of dealers located therein.

INSURANCE

There were 648,044 Government life (converted) insurance policies in force, aggregating \$3,041,601,101 of insurance, at the close of this fiscal year.

Decentralization to the regional offices of the maintenance of insurance premium and policy loan accounts, which includes the issuing of premium and loan interest notices and receipts, the collecting and depositing of premium and loan remittances, and conducting correspondence in connection with these activities and other matters affecting the insurance contracts, was completed in December, 1929. The establishment of these new facilities for the policyholders has been prompted primarily through the endeavor to conduct the Government insurance business with a standard of service comparable with that of the prominent life insurance companies.

In order to meet more effectively the particular needs and wishes of the policyholders, the granting of insurance loans was decentralized to the regional offices during the latter half of this fiscal year. Heretofore, all loans on Government life insurance policies were made in the central office at Washington, D. C.

The extension of these insurance activities to the jurisdiction of the regional offices marks a forward step in the policy of making the bureau's facilities as convenient and accessible as efficient administration will permit. The advantages to the present policyholders and to new policyholders by reason of this closer association between the bureau and the policyholders, and the opportunities for improved service in the general conduct of the insurance business can be readily appreciated.

A new dividend schedule was adopted for dividends payable during the year 1930, providing for a substantial increase in dividends on all premium paying Government life insurance policies excepting the 5-year convertible term plan, on which dividends will continue to be paid in accordance with the former schedule. This is the highest dividend return ever authorized by the bureau and evidences its policy of passing on to the policyholders the benefit of favorable conditions.

APPLICATIONS FOR UNITED STATES GOVERNMENT LIFE (CONVERTED) INSURANCE

Applications for United States Government life insurance, approved during the fiscal year totaled 16,404, aggregating \$70,584,363, compared with 10,614 applications amounting to \$50,933,537 approved during the fiscal year 1929. The total applications approved to June 30, 1930, is 841,871, amounting to \$3,758,386,057 insurance.

The following table shows the number and amount of United States Government life insurance policies issued by months for the fiscal year 1930:

Policies issued

Date	Number	Amount	Date	Number	Amount
1929			1930		
July.....	1,309	\$5,877,800	January.....	1,900	\$8,212,791
August.....	1,334	6,010,945	February.....	1,289	5,264,301
September.....	1,145	4,963,882	March.....	1,361	5,970,727
October.....	1,223	5,195,512	April.....	1,874	7,716,616
November.....	1,171	4,504,523	May.....	1,323	5,628,196
December.....	1,013	4,323,725	June.....	1,462	6,915,255
			Total.....	16,404	70,584,363

ANALYSIS BY PLAN OF UNITED STATES GOVERNMENT LIFE INSURANCE

The following table shows the number and amount, the percentage, and the average amounts of United States Government life insurance policies issued to June 30, 1930, classified by plan:

Plan	Number	Amount	Per cent of total		Average policy
			Number	Amount	
Ordinary life.....	174,982	\$899,117,449	20.79	23.92	\$5,138.34
20-payment life.....	208,570	887,260,844	24.77	23.61	4,254.02
30-payment life.....	33,280	168,554,865	3.95	4.48	5,064.75
20-year endowment.....	215,423	572,828,078	25.59	15.24	2,659.09
30-year endowment.....	42,730	180,350,790	5.08	4.80	4,220.71
Endowment at age 62.....	40,945	197,144,731	4.86	5.25	4,814.87
5-year convertible term.....	125,941	853,129,300	14.96	22.70	6,774.04
Total.....	841,871	3,758,386,057	100.00	100.00	4,464.33

UNITED STATES GOVERNMENT LIFE (CONVERTED) INSURANCE IN FORCE

At the close of the fiscal year June 30, 1930, there were in force 648,044 United States Government life insurance policies, amounting to \$3,041,601,101 insurance. During the fiscal year 4,766 policies, amounting to \$22,944,319 insurance, were reinstated.

UNITED STATES GOVERNMENT LIFE (TERM AND CONVERTED) INSURANCE IN FORCE

The following table shows by fiscal years the number and amount of yearly renewable term and United States Government life insurance in force:

Fiscal year ended June 30—	Yearly renewable term insurance		United States Govern- ment life insurance		Total	
	Number	Amount	Number	Amount	Number	Amount
1921.....	397,890	\$2,980,660,235	253,164	\$868,715,500	651,054	\$3,849,375,735
1922.....	300,926	2,314,663,588	266,852	1,033,736,886	567,778	3,348,400,474
1923.....	240,291	1,854,145,796	319,774	1,216,064,021	560,065	3,070,209,817
1924.....	209,385	1,609,030,534	353,215	1,375,542,924	562,600	2,984,573,458
1925.....	177,328	1,372,091,391	375,012	1,492,937,338	552,340	2,865,028,729
1926.....	130,103	1,008,511,344	423,557	1,773,075,664	553,660	2,781,587,008
1927.....	87,100	672,074,816	500,886	2,220,969,824	587,980	2,893,044,640
1928.....	266	1,634,277	660,108	3,111,994,905	660,374	3,113,649,182
1929.....	229	1,342,290	649,837	3,058,577,039	650,066	3,059,919,329
1930.....	204	1,142,314	648,044	3,041,601,101	648,248	3,042,743,415

**UNITED STATES GOVERNMENT LIFE INSURANCE POLICIES SURRENDERED
FOR CASH AND PAID-UP INSURANCE**

United States Government life insurance policies provide that after having been in force one year they may be surrendered for cash or for paid-up insurance. During the fiscal year ended June 30, 1930, there were 5,522 policies, representing \$20,161,180.26 insurance, surrendered for cash. The total number of policies surrendered for cash through June 30, 1930, is 49,254, representing \$151,277,194.33 insurance.

During the current fiscal year policies having a total face amount of \$646,000 were surrendered for paid-up insurance; while 128 policies, having a total face amount of \$189,090.38 paid-up insurance, were issued. Through June 30, 1930, policies having a total face amount of \$3,276,824 have been surrendered for paid-up insurance, and 638 policies, having a total face amount of \$660,291.52 paid-up insurance, have been issued.

UNITED STATES GOVERNMENT LIFE INSURANCE PREMIUM INCOME

United States Government life insurance premiums are deposited to the credit of the United States Government life insurance fund from which are paid claims on account of total permanent disability and death, dividends, and refunds. During the fiscal year ending June 30, 1930, premiums amounting to \$67,168,325.21 were received on United States Government life insurance policies. The amount of United States Government life insurance premiums received to date totals \$472,728,555.29.

YEARLY RENEWABLE TERM INSURANCE PREMIUM INCOME

The following table shows, by sources, the total amount of yearly renewable term insurance premium income to June 30, 1930:

Source:

Deposited direct into the Treasury by—		Amount
War Department.....		\$272, 332, 051. 83
Navy Department.....		28, 328, 882. 87
Marine Corps.....		4, 982, 970. 10
Coast Guard.....		599, 625. 04
United States Public Health Service.....		230. 90
Paid direct to bureau.....		149, 748, 117. 25
		<hr/>
Gross receipts.....		455, 991, 877. 99
Less—		
Refunds made by insurance cashiers.....	\$1, 561, 554. 40	
Refunds made by disbursing clerk....	870, 111. 37	
		<hr/>
		2, 431, 665. 77
		<hr/>
Net receipts.....		453, 560, 212. 22

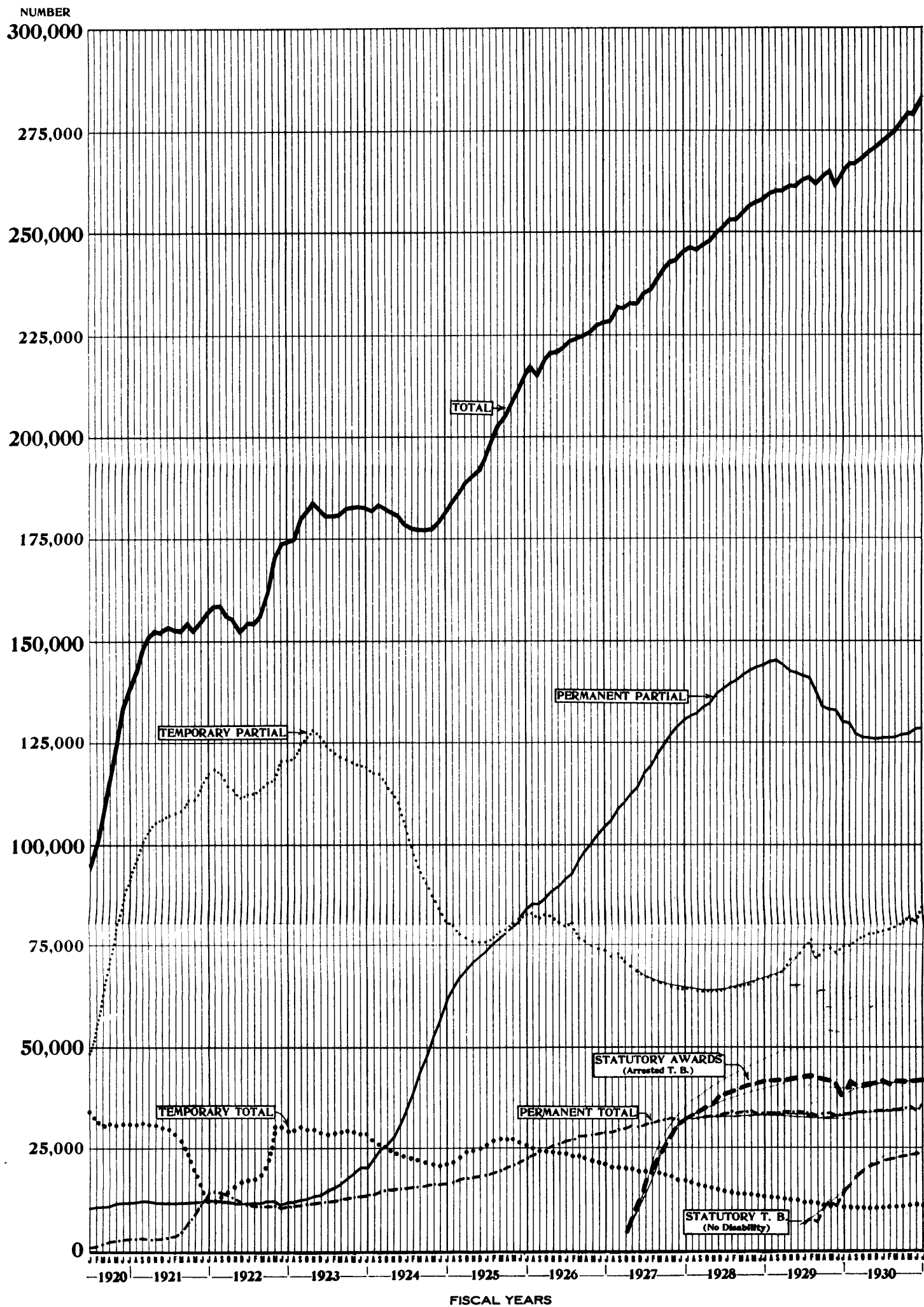
DIVIDENDS PAID ON UNITED STATES GOVERNMENT LIFE INSURANCE

The fund from which dividends on United States Government life insurance are apportioned is accumulated from two sources—savings due to deferred mortality and excess interest on the amount earned on invested funds over the assumed rate of 3½ per cent. There were 649,573 dividends, amounting to \$6,542,228.54, paid during the fiscal year ending June 30, 1930. The total dividends paid to date are 3,918,048, amounting to \$32,282,130.54. The following table shows

U. S. VETERANS BUREAU

ACTIVE COMPENSATION DISABILITY AWARDS

JANUARY 1920—JULY 1930



the dividends paid in 1930 on policies for \$1,000 issued at the age of 30 in force on their anniversaries:

Amount of dividend paid in 1930

Year of issue	End of policy year	Ordinary life	20-pay-ment life	30-pay-ment life	20-year endow-ment	30-year endow-ment	Endow-ment at age 62	5-year convert-ible term
1929	1	\$2.03	\$2.30	\$2.28	\$2.34	\$2.30	\$2.29	\$1.70
1928	2	2.06	2.35	2.32	2.43	2.35	2.34	1.70
1927	3	2.09	2.40	2.35	2.53	2.40	2.39	1.70
1926	4	2.12	2.45	2.39	2.63	2.46	2.44	1.70
1925	5	2.15	2.51	2.43	2.74	2.51	2.49	0
1924	6	2.19	2.56	2.47	2.85	2.57	2.54	0
1923	7	2.22	2.62	2.51	2.96	2.64	2.60	0
1922	8	2.26	2.69	2.56	3.08	2.70	2.66	0
1921	9	2.29	2.75	2.60	3.21	2.77	2.72	0
1920	10	2.33	2.82	2.65	3.34	2.84	2.78	0
1919	11	2.37	2.89	2.70	3.47	2.91	2.84	0

DEATH AND DISABILITY COMPENSATION

During this year, payments of compensation made to disabled World War veterans and to the widows, children, and dependent parents of deceased veterans of that war totaled approximately \$188,000,000, or 42 per cent of the amount expended for all purposes by this bureau. Of the foregoing sum, approximately \$155,000,000 was disbursed for disability compensation.

At the close of this year, compensation payments were being made to 279,539 veterans who are disabled as a result of disease or injuries incurred or presumed to have been incurred in service during the World War. This represents an increase of 17,401 over the number receiving payments at the end of the fiscal year 1929. Practically all of this increase is due to the new claims for disability compensation which have been allowed during this year, and to the increased disability in service-connected cases which had previously been terminated because the disability was considered less than 10 per cent. The new claims added to the compensation rolls during this period numbered 11,857, or 68 per cent of the total increase, and of these approximately 59 per cent were for general medical and surgical conditions, 21 per cent for tuberculosis, and 20 per cent for neuropsychiatric diseases. The finding of service connection in these cases, 12 years after the signing of the armistice, indicates the relatively large number of veterans who were actually disabled in service but who did not apply to the bureau until it became necessary to ask for financial assistance.

Tuberculosis is the major disability in 20 per cent of the total cases in which compensation is being paid, neuropsychiatric diseases in 21 per cent, and general medical and surgical conditions in 59 per cent. The average monthly payment for tuberculous cases is \$63.88, for neuropsychiatric cases \$54.19, for general medical and surgical cases \$33.65, and for all cases \$44.06. The monthly average has remained about the same for the past two years, changing from \$44.08 in June, 1929, to \$44.06 in June, 1930.

During this fiscal year there has been a net increase of 4 per cent in the number of veterans rated permanently and totally disabled. Of the permanent total cases, neuropsychiatric diseases constitute the cause of disability in 54 per cent, tuberculosis in 28 per cent, and general medical and surgical conditions in 18 per cent.

Compensation is being paid to 2,436 female beneficiaries, 580 of whom are totally disabled. Army and Navy nurses form 88 per cent of the total number, the others being principally yeomen (F) and marinettes.

Statutory awards of \$50 per month are being paid to 41,977 veterans whose tuberculous disease has reached a condition of complete arrest. During this year there was a net increase of 1,011 cases in this group, due largely to the arrestment of this disease in veterans who had previously received compensation for active tuberculosis.

In addition to disability compensation 11,946 veterans are receiving payments of either term, automatic, or Government life insurance because of permanent and total disability. An additional allowance of compensation for dependents is paid to veterans who are temporarily disabled. Of the total number of such dependents, 62,158 are wives, 109,363 are children, 4,865 are mothers, and 1,507 are fathers.

A study of the effective date of the original compensation payments indicates that 75 per cent of all veterans now drawing disability compensation received an award prior to June 30, 1921.

There are 2,914 compensable veterans who reside outside the continental limits of the United States, the largest groups being in the Philippine Islands (628), Italy (495), Porto Rico (444) and Canada (253). New York leads all other States in the number of compensable veterans, having 23,965 as against 19,204 in Pennsylvania and 19,083 in California. Other States in which large numbers of compensable veterans reside are Illinois with 15,349, Ohio with 14,743, and Massachusetts with 13,207.

During the fiscal year 1930, death compensation payments were made to the widows, children, and dependent parents of 90,954 deceased World War veterans in the amount of \$32,965,000. These payments were made to 21,754 widows, 32,765 children, and 81,644 parents of veterans who died during or since the World War as a result of disease or injuries incurred in service.

The number of deceased veterans on whose account payments are being made has increased 3,286 during the past year, and the payments made during the fiscal year 1930 exceed by \$1,920,000 those made during 1929.

Under the provisions of the act of May 29, 1928, payments of death compensation can be continued beyond the age of 18 years to those children who desire to continue their education, such payments, however, not to continue after the age of 21. As a result of this act, 1,242 children over 18 years of age are receiving this compensation.

In addition to payments of compensation, the dependents of 63,434 veterans also receive monthly payments of insurance, these payments averaging \$50.41.

An analysis of the effective date of death compensation awards shows that 52 per cent were made for death occurring prior to July, 1921, the end of the World War period. In 40,800, or 45 per cent, of the cases for which compensation is being paid, death resulted from injuries or diseases incurred overseas; while in 41,902, or 46 per cent, it was the result of diseases contracted in the United States and its possessions. Sixty-nine per cent of all service-connected deaths resulted from diseases and 25 per cent from battle injuries. Considering the cause of death in the cases in which death compensation is being

paid to dependents, it is found that 25,708 deaths were caused by tuberculosis and 24,499 by diseases of the respiratory system, these two groups forming 55 per cent of all deaths for which payments to dependents are now being made.

The dependents of 6,884 deceased veterans reside outside the continental limits of the United States, the monthly payments to these dependents amounting to approximately \$183,500. The largest group resides in Italy, where payments are being made to the dependents of 1,994 deceased veterans.

RETIREMENT OF EMERGENCY OFFICERS OF WORLD WAR

As a result of the act of May 24, 1928, which provided for the retirement of emergency officers disabled in the World War, there were 13,066 applications filed within the 1-year period provided by the act and 575 applications filed after the time limit had expired. Retirement pay has been awarded to 6,337 officers with permanent disabilities of 30 per cent or more, of which number 254 have since died, leaving a total of 6,083 emergency officers in receipt of retirement pay on June 30, 1930.

In addition to the officers retired with pay, 1,021 others have been placed on the retirement list without pay by reason of having permanent disabilities of more than 10 per cent but less than 30 per cent. Retirement has been denied in 6,154 cases, or 45 per cent of the total applications filed. An analysis of these disallowed claims discloses that 2,642 were denied by reason of the disability not being more than 10 per cent permanent, 2,313 because the disability was not the direct result of service during the World War, 561 because the claim was filed after the expiration of the time limit, and 638 for miscellaneous reasons. Of the 6,083 emergency officers who are drawing retirement pay, 5,720 served in the Army, 320 in the Navy, and 43 in the Marine Corps. Further, of the 5,720 Army officers, 3,532, or 62 per cent, were below the rank of captain, and 5,163, or 90 per cent, were below the rank of major.

The retirement awards average \$139 monthly, which is an increase of \$85 per month over the average amount of disability compensation received prior to retirement. During this fiscal year the expenditures for retirement pay amounted to approximately \$11,000,000, and it is estimated that a similar expenditure will be required for the ensuing fiscal period.

An analysis of the disabilities for which these officers were awarded retirement pay indicates that the largest group, or 15 per cent of the total, were retired for diseases of the nervous system, 12 per cent for tuberculosis, and 11 per cent for diseases of the circulatory system.

The States having the largest number of retired officers are California with 746, or 12 per cent, and New York, with 473, or 8 per cent of the total number retired. There are 57 retired emergency officers who are residing outside the continental limits of the United States.

TERM AND AUTOMATIC INSURANCE CLAIMS

At the end of this fiscal year monthly installments of term insurance were being paid to 11,430 veterans of the World War who are permanently and totally disabled. This represents a decrease of

230 from the number on June 30, 1929. Neuropsychiatric diseases are the cause of disability in 5,202 of these cases, or approximately 5 out of every 10, and tuberculosis in 3,416 cases, or about 3 out of every 10. In other words, 8 out of every 10 of these veterans are disabled by reason of a neuropsychiatric disease or tuberculosis.

Payments of term insurance to permanently and totally disabled veterans have been discontinued in 20,439 cases, 17,212 by reason of death, and 3,227 because of recovery. Although tuberculosis is the disabling cause in 30 per cent of the permanent total cases, it is the cause of death in 70 per cent of the insurance cases which have been terminated by death. On the other hand, neuropsychiatric diseases are the cause of disability in approximately 50 per cent of the permanent and total cases, while the terminations by death for this class form only 10 per cent. While these figures indicate the high mortality among tuberculous patients as compared with those suffering from neuropsychiatric diseases, a study of the terminations by recovery indicate that only 14 per cent of the recoveries are among neuropsychiatric patients, whereas 57 per cent are among tuberculous patients.

Payments of term insurance are being made to 600 retired emergency officers of the World War who are permanently and totally disabled.

Monthly installments of term insurance are being made to the beneficiaries of 136,057 deceased veterans on insurance valued at \$1,192,774,000, the average monthly payment being \$50.41. Lump-sum payments aggregating \$97,675,000 have been made to the estates of 19,058 insured veterans in those cases in which the beneficiaries named in the policies have died before receiving the prescribed total of 240 monthly installments.

Payments of term insurance were being made to 127 permanently and totally disabled veterans who reside outside the United States. The dependents of 6,442 deceased veterans who reside outside the United States receive monthly payments on term insurance valued at \$53,762,509.

Automatic insurance awards were being paid to 274 disabled veterans and to the dependents of 7,233 deceased veterans who were permanently and totally disabled or who died before having an opportunity to apply for term insurance. Automatic insurance is paid at the rate of \$25 per month.

CONVERTED INSURANCE CLAIMS

Claims for this benefit have been filed in 24,453 cases, resulting in 14,286 awards on account of death and 5,414 awards by reason of permanent and total disability. These death awards involve the payment of insurance in the amount of \$73,996,904. Of this sum \$58,752,297 was disbursed in lump-sum payments, and insurance valued at \$15,013,933 will be disbursed in installments as specified by the insured. Insurance awarded to permanently and totally disabled veterans is valued at \$30,978,465.

During the calendar year 1929, awards were made to the beneficiaries of 2,688 deceased veterans involving insurance in the amount of \$15,899,295, and to 1,348 permanently and totally disabled veterans involving insurance in the amount of \$9,044,174. The average

monthly payment to disabled veterans under these insurance awards is \$38.50. The awards made to beneficiaries and to disabled veterans during the calendar year 1929 represent increases of 429 and 131, respectively, over the number approved in 1928.

Twenty-five per cent of the policies on which death claims were paid during the calendar year 1929 were ordinary life, 21 per cent were 5-year convertible term, and 19 per cent were 20-payment life. Of the policies on which disability awards were paid, 37 per cent were 5-year convertible term, 24 per cent were ordinary life, and 13 per cent were 20-payment life.

The principal cause of death among policyholders during 1929 was diseases of the circulatory system, which formed 21 per cent of the total. Tuberculosis was next in order with 12 per cent, while diseases of the respiratory system were responsible for 11 per cent of the total deaths.

Tuberculosis was the primary cause of disability in 43 per cent of the cases in which disability awards were made during 1929, neuro-psychiatric diseases in 25 per cent, and diseases of the circulatory system in 10 per cent.

ADJUSTED COMPENSATION

An amendment to the World War adjusted compensation act, approved June 5, 1930, makes the following changes: (a) Further extends the time for making application for benefits under the act to January 2, 1935; (b) provides that the dependents of a veteran whose unexplained absence from his family and home has continued for a period of seven years or more may file claim for benefits under the act within one year after the date of expiration of the 7-year period, or on or before January 2, 1935, whichever is the later date; and (c) validates certifications heretofore made by the Secretary of War or Secretary of the Navy on applications bearing the identified fingerprints but lacking the proved signature of the veteran now deceased.

The claims for benefits under the World War adjusted compensation act that had been approved to June 30, 1930, totaled 3,680,787 and were valued at \$3,535,625,728. Of this number, 3,451,374 represented adjusted service certificates issued to veterans, valued at \$3,493,460,287; 124,057 were cash payments to veterans whose adjusted service credit did not exceed \$50, amounting to \$4,312,381; 98,540 were claims on which quarterly payments were made to the dependents of veterans whose adjusted service credit was more than \$50, aggregating \$35,025,776; and 6,816 were cash payments to dependents of veterans whose adjusted service credit was less than \$50, amounting to \$184,884. The sum of \$2,642,400 has been paid on claims for the \$60 bonus to the dependents of veterans who died in service and therefore did not receive this benefit upon the termination of said service. Death claims to the value of \$90,298,536 have been awarded to the beneficiaries of 89,193 deceased veterans who had received adjusted service certificates. During the fiscal year 1930 a total of 30,840 veterans and their dependents filed application for adjusted compensation benefits, while 30,694 applications were approved during this same period.

Since April 1, 1927, a total of 2,357,697 loans, amounting to \$215,435,144, has been made direct by the bureau to veterans upon

My man

Thinner

the security of their adjusted service certificates. Up to and including June 30, 1930, collections on these loans totaled \$8,848,815, while as of the same date the bureau had redeemed loans made direct by banks to the value of \$34,905,291.

COMMITTEES ON RECOVERIES

The committees on recoveries were established under authority contained in section 28 of the World War veterans' act, as amended. The central committee on recoveries has original jurisdiction to consider and adjudicate all overpayment cases arising in the central office, and similar cases arising in the field wherein the overpayment involved is more than \$300. The regional committees in the field have authority to adjudicate, finally, subject to appeal, cases involving overpayment of not more than \$300, wherein the overpayment or overpayments were not discovered within a period of three months of the time such overpayment or overpayments were made. The central committee has appellate jurisdiction over all cases appealed from the decisions of regional committees.

Adjudications by central office and regional committees on recoveries for this fiscal year were as follows:

Overpayments disposed of

	Waived		Not waived		Total	
	Number	Value	Number	Value	Number	Amount
Central committee on recoveries:						
Central office cases.....	614	\$402,300.21	917	\$367,039.99	1,531	\$769,340.20
Regional—						
On review cases.....	191	155,464.54	477	303,570.97	668	459,035.51
On appeal cases.....	23	4,696.26	36	6,502.72	59	11,198.98
Total.....	828	562,461.01	1,430	677,113.68	2,258	1,239,574.69
Regional committees on recoveries.....	1,387	84,412.35	2,492	192,076.19	3,879	276,488.54
Grand total.....	2,215	646,873.36	3,922	869,189.87	6,137	1,516,063.23

During the fiscal year 6,137 cases of overpayments were acted upon in central office and in regional offices, of which number 2,215, or 36.09 per cent, of the overpayments were waived. The central office committee on recoveries authorized waivers on 36.6 per cent of the cases handled by that division, as compared with 35.7 per cent of the overpayments waived on cases handled in regional offices. The average overpayment handled by the central office committee on recoveries amounted to \$548.97, and in regional offices the average was \$71.27. The average amount of the overpayment waived by the central office committee was \$679.30, as compared with the average of \$60.85 for the regional office cases on which overpayment was waived.

DIVISION OF APPEALS

On August 1, 1929, the appellate agencies of the bureau were placed under one administrative head, and there was established an independent office known as the Division of Appeals, which was composed of the director's advisory group on appeals and the five sections of the

central board of appeals located in New York, New Orleans, Chicago, San Francisco, and in the central office, Washington, D. C.

The advisory group on appeals, as such, was abolished August 24, 1929, and a council on appeals established with authority to dispose finally of appeals from the decisions of the various sections of the central board of appeals. The council on appeals is composed of three voting members and a staff of trained professional consultants whose duty it is to prepare decisions for the consideration of the council or recommendations to the council relative to the proper adjudication of cases for council consideration.

In order to expedite action on appeal cases it was found necessary to establish three personal-hearing groups in the council on appeals before which the claimant or his duly authorized representative might appear and present the merits of the case appealed.

Shortly after the establishment of this division, additional authority was conferred upon the various sections of the central board of appeals in order that they might operate more effectively and that the flow of cases to the higher appellate activities, occasioned by bureau procedure, might be decreased.

There were on hand July 1, 1929, pending advisory group consideration 2,585 cases. The load taken over by the council on appeals when it was created August 24, 1929, totaled 3,649 cases, which included the load before the advisory group on appeals at that time plus the cases upon which the advisory group had acted but upon which final action by the director's office had not been taken. There were received during the remainder of the fiscal year, 8,972 cases for council consideration. The cases disposed of during the remainder of the fiscal year totaled 9,981, leaving a balance on hand June 30, 1930, of 1,576 cases awaiting council consideration. Personal hearings held during the fiscal year on council cases totaled 1,453.

There was, as of July 1, 1929, a total of 99 cases pending the consideration of section A, central board of appeals, located in Washington, D. C. On August 24, 1929, jurisdiction to consider emergency officers' retirement appeals was conferred upon this section, and during the fiscal year a total of 4,822 cases was received; 4,267 were disposed of, leaving a balance on hand June 30, 1930, of 654 cases. Section A conducted 1,319 personal hearings during the fiscal year.

The other sections of the central board of appeals, four in number, had 775 cases on hand July 1, 1929. These boards received, during the fiscal year, 15,563 cases; disposed of 15,134 cases, leaving a balance on hand of 1,204 cases as of June 30, 1930. During the fiscal year these sections conducted 3,027 personal hearings.

The total number of cases on hand July 1, 1929, for the various appellate agencies was 3,459 cases. There were 29,366 cases received by these agencies during the fiscal year upon which 5,846 personal hearings were conducted; 29,381 cases were disposed of, leaving a balance on hand as of June 30, 1930, of 3,444 cases.

FINANCE

The net disbursements for all purposes (including adjustments on lapsed appropriations) during the fiscal year ended June 30, 1930, aggregate \$452,150,622.17, which represents an increase of \$19,407,-652.73 over those of the previous fiscal year.

WAP

my man

This increase occurred largely in disbursements from two regular fiscal appropriations and the United States Government life-insurance fund. The disbursements for salaries and expenses increased \$1,658,207.97, due largely to additional personnel required to operate newly constructed and increased hospital facilities. The disbursements for military and naval compensation increased \$10,298,814.51, due principally to the payment of benefits under the emergency officers' retirement act. Expenditures from the United States Government life insurance fund increased \$2,375,707.02. This increase is about evenly divided between the principal classifications of disbursements from this fund, consisting of losses from deaths and disabilities, cash surrenders, and dividend payments. Disbursements for medical and hospital services and for new hospital construction also increased \$2,376,495.19 and \$4,197,055.90, respectively. These increases are the result of the operation of additional hospital beds and the construction of new hospitals and extensions to existing ones. The disbursements for military and naval insurance increased \$1,419,866.43, due to lump-sum payments to beneficiaries.

A decrease occurred in disbursements made to the dependents of those veterans who died before an application was filed for adjusted compensation. Payments under this item totaled \$3,130,214.35 during this year, as compared with \$6,453,346.34 during 1929.

The net disbursements made from all appropriations (including adjustments on lapsed appropriations) during the fiscal years 1929 and 1930 are shown below:

Appropriation	Disbursements	
	Fiscal year 1930	Fiscal year 1929
Salaries and expenses.....	\$41,589,708.87	\$39,931,500.90
Printing and binding.....	149,596.72	128,383.59
Claims for damages, act Dec. 28, 1922.....	387.98	761.09
Military and naval family allowance.....	1,242.82	12,586.85
Military and naval compensation.....	199,229,263.09	188,930,453.58
Hospital facilities and services.....	8,241,384.73	4,044,328.83
Medical and hospital services.....	32,185,206.37	29,808,711.18
Vocational rehabilitation.....	120,224.67	2,923.87
Judgments, Court of Claims.....	65,112.82	16,219.90
Adjusted service and dependent pay.....	3,180,214.35	6,453,346.34
Adjusted service certificate fund.....	20,131,368.75	19,744,738.58
Military and naval insurance.....	122,768,894.22	121,349,627.79
Miscellaneous.....		46,488.36
Trust funds:		
United States Government life insurance fund.....	24,677,347.60	22,301,640.58
Army allotments.....	1,148.18	16,134.76
Navy allotments.....	124.46	63.62
Marine Corps allotments.....		149.32
Total expenditures.....	452,150,622.17	432,742,969.44

¹ Credit.

² Includes encumbrances.

The above figures include under the appropriation heading "Medical and Hospital Services" allotments amounting to \$3,844,933.23, and \$3,763,236.99 made during the fiscal years 1929 and 1930, respectively, to the United States Public Health Service, and the War, Navy, and Interior Departments, for the care and treatment of bureau beneficiaries in hospital facilities operated by these Government agencies.

The percentage distribution of all disbursements made during the fiscal year 1930 as compared with that for 1929 is given in the follow-

ing table. These figures represent actual disbursements during the fiscal year, however, when the encumbrances for the year are recorded only slight changes will occur. Included in the salaries for field offices are salaries paid to the professional and technical personnel in clinics, which should be deducted from the overhead. Deducting this personnel at field offices, the percentage of this item is materially lower.

Purpose	Percentage of total disbursements	
	1930	1929
Salaries:		
Hospitals	3.50	3.84
United States Veterans' Bureau offices (combined facilities)	.85	
Field offices	2.38	2.71
Central office	1.88	1.95
Administrative expenses (other than salaries)	.63	.76
Medical and hospital expenses (other than salaries)	7.12	6.89
Hospital facilities and services (construction)	1.82	.94
Compensation	44.06	43.66
Term insurance	27.15	28.04
United States Government life insurance	5.46	5.15
Adjusted service and dependent pay	.69	1.49
Adjusted service certificate fund	4.45	4.56
Miscellaneous	.01	.01

LEGAL

Legislative work.—During this year, liaison was maintained with congressional committees and all possible assistance rendered individual members of Congress in the preparation of amendments to general statutes. Likewise, many private bills were drafted at the request of members of Congress for the relief of individual veterans. Reports were prepared covering more than 160 general bills and 75 private measures. Reports were also submitted showing the effect of proposed amendments on existing law, and informing interested members of Congress of the facts surrounding individual cases wherein relief was sought by special enactments. The bureau prepared for the President a complete review of various measures which were introduced in Congress, explaining the purport of each and setting forth in general the conflict of existing laws applicable to World War veterans with the laws affecting the veterans of other wars.

Opinions.—During this period the legal department of central office rendered some 1,057 formal legal opinions covering all phases of the war risk insurance act, as amended, the World War veterans' act 1924, as amended, the World War adjusted compensation act, the World War emergency officers' retirement act, and general questions arising in connection with administration. An analysis of these opinions discloses that 246 related to insurance benefits, 120 settled compensation rights, 40 determined adjusted compensation payments, 71 concerned emergency officers' retirement benefits, 42 pertained to questions of hospitalization, 18 referred to matters of out-patient treatment, 249 concerned beneficiaries under legal disability, and 271 may be classified as miscellaneous. In addition, some 3,199 opinions in memorandum or letter form were rendered.

Prosecutions.—In addition to directing investigations through the bureau's field offices, the legal department cooperates with the several

investigating agencies of the Government in developing the facts concerning possible violations of law. The evidence in cases developed solely by the bureau is submitted to the Department of Justice with a brief of the facts and law for the consideration of the appropriate United States attorney. Cases developed in cooperation with the bureau of investigation of the Department of Justice or the secret service division of the Treasury Department are by those agencies submitted to the appropriate United States attorneys. The bureau cooperates, however, with the United States attorneys in the further handling of the cases upon request of the Department of Justice.

Attorneys in the bureau are appointed special assistant United States attorneys in certain cases to aid in the presentation of evidence to grand juries and to participate in the trial of the defendants. When requested by the Department of Justice, the bureau also prepares tentative forms of indictments covering offenses committed in connection with bureau activities and cooperates in making a research of the laws. The major portion of the offenses involved are covered by penal provisions within the several acts administered by the bureau; but where these statutes do not cover a particular offense the case is then prepared under the appropriate provision of the Federal Criminal Code or other applicable Federal penal statute.

There were pending in the bureau on June 30, 1929, 158 cases which were in course of investigation. During the fiscal year, 558 complaints of violations of laws and reports of investigation were received, 194 of which were submitted to the Department of Justice for the consideration of United States attorneys and 283 were closed without reference to the Department of Justice on account of lack of evidence, expiration of the period of the statute of limitation, etc. A total of 239 cases remained in course of investigation on June 30, 1930.

There was pending in the Department of Justice on June 30, 1929, a total of 210 prosecution cases. There were submitted during this fiscal year 194, making a total of 404 cases. Of these, 141 were disposed of by the Department of Justice, leaving a balance on June 30, 1930, of 263 cases. Of the 141 cases disposed of, 91 were closed without indictment, 39 resulted in convictions, 9 were nolle prossed and 2 resulted in acquittal. In explanation it may be stated that of the 91 cases closed without indictment, a majority were cases wherein it was believed that on account of the mitigating circumstances, etc., a successful prosecution might not be obtained; nevertheless, there having been a *prima facie* showing of guilt the bureau took the position that the proper enforcement branch of the Government should consider the evidence.

Civil suits.—The defense of actions brought against the United States in connection with bureau suits is committed generally to the Department of Justice and the local United States attorney for the district in which suit is brought. The bureau in all instances assists the United States attorneys in the preparation and trial of cases through the services of its regional attorneys and central office attorneys especially trained in this class of litigation. In general, the regional attorneys assist in all cases, and in many regional offices they are entirely responsible for the trial of these insurance cases, except those wherein important and complicated questions of law are involved. In these latter cases, attorneys are assigned from the central office.

During this fiscal year, 1,028 insurance actions were disposed of. Of these 604 resulted in judgments for the plaintiffs, 271 resulted in judgments for the Government, 128 were dismissed with no liability against the Government, and 15 cases involving the sum of \$156,104.80 were dismissed and paid administratively. One case in which insurance had been awarded to one person and another person filed suit therefor resulted in judgment for the Government. Nine interpleaders were filed in which the Government admitted liability but there was a dispute as to the payees. These nine actions involved the sum of \$94,991.54, while the cases on hand at the close of the fiscal year totaled 4,681 which at an estimated average of \$9,000 per case, total \$42,129,000. The judgments recovered by plaintiffs in the 604 cases amounted to a total of \$3,580,649.76, although insurance involved and which may be payable in future installments totals \$1,984,893.45 additional. The actions resulting favorably to the Government involved insurance in the sum of \$3,724,678.50. Of the 604 judgments for the plaintiff the Government has pending appeals in 30. Of the 271 cases which resulted in judgments for the Government the plaintiffs have pending appeals in 22. There were 22 suits filed in connection with benefits granted by the emergency officers' retirement act, one of which resulted in a judgment for the plaintiff, which judgment was paid by the defendant, seven of these cases resulted in judgments for the plaintiff in the lower court. Appeal was taken in all of the cases, three of which have been argued and won in the Court of Appeals for the District of Columbia. The plaintiff has applied for a writ of certiorari in one of these cases and the remaining six will be disposed of in accordance with the opinion of the Supreme Court of the United States. Eleven cases resulted either in dismissal or judgment for the defendant, and the remaining three although filed by plaintiffs to recover benefits under the emergency officers' retirement act were disposed of on other grounds not adverse to the Government. Six mandamus suits for compensation were filed, one of which was dismissed and judgment rendered for the defendant in the others. Two suits for overpayment resulted in judgments for the Government. Three suits under the adjusted compensation act were filed but dismissed. Some of the more important cases are as follows:

The case of *Charles Jackson v. United States* (C-533456), referred to in the report for last year, in which the judgment against the United States included an allowance of interest as well as the costs of suit and which was reversed by the circuit court of appeals, was taken to the Supreme Court on writ of certiorari which confirmed the judgment of the circuit court.

The case of *Evelyn C. Crawford v. United States* (Fred R. Crawford, XC-1023914) referred to in the preceding annual report, in which the trial court rendered judgment for the plaintiff holding that the bureau had no authority to change its decision subsequent to the death of the insured, was reversed by the Circuit Court of Appeals of the Second Circuit on appeal by the Government.

In the case of *Peter J. Anderson* (C-342470), the claimant sued on his original term contract. The proof disclosed that his condition subsequent to the date of the contract was the same as existed prior thereto. The Government requested the court to direct a verdict in its favor on the ground since there had been no change in the claimant's condition since the granting of the contract there had been no loss thereunder and plaintiff could not recover, which request was

granted by the court. On appeal to the Circuit Court of Appeals for the Ninth Circuit, the trial court was affirmed.

In the case of Henry Jensen (C-350286), claimant was granted a contract of term insurance in the sum of \$10,000 which lapsed on June 1, 1919. On June 2, 1927, he applied for reinstatement of this contract which was granted effective July 1, 1927, and a 5-year convertible term policy of Government life insurance, tentatively issued, effective July 1, 1927. Subsequent to the reinstatement and conversion and within six months thereof the bureau determined that claimant was permanently and totally disabled and subsequently determined that he was permanently and totally disabled prior to the application of reinstatement and conversion and the granting thereof and therefore canceled the reinstated contract. Claimant sued on his reinstated contract and the Government defended on the ground that the contract had been canceled. The trial court found against the Government and rendered judgment for plaintiff. On appeal the Circuit Court of Appeals for the Ninth Circuit reversed the trial court.

The cases of Kenneth E. Banks (C-499052) and Chester L. Salisbury (XC-1255537) involved the same principle of law as involved in the Jensen case. The facts differed, however, in that Salisbury died within six months of the granting of the reinstatement. The trial court decided against the Government in these cases and on appeal the Circuit Court for the Ninth Circuit following the Jensen case reversed the trial court. In the case of James W. Jordon (C-1261782) claimant sued on his original term contract of insurance in the sum of \$10,000. The jury trying this case found that plaintiff became permanently and totally disabled before he was granted his contract of insurance and upon this finding the court granted judgment for the Government. On appeal by claimant the Circuit Court of Appeals for the Ninth Circuit affirmed the trial court.

In the case of James D. Vance (XC-53699) insured was granted a contract of term insurance in the sum of \$10,000, which lapsed subsequent to his discharge for nonpayment of premiums. Subsequent to the lapse of his contract the insured died and his administratrix filed suit against the Government alleging that at the time insured's contract lapsed he was suffering from a compensable disability for which compensation was uncollected and that he became permanently and totally disabled at a time when he had uncollected compensation due him sufficient in amount if applied in payment of the unpaid premiums on his insurance to have purchased the full amount thereof. The bureau had not rated the insured as permanently and totally disabled at a time when he had due him any uncollected compensation. At the trial of this suit the Government took the position that the court was without jurisdiction to find that the insured became permanently and totally disabled at any date different from that found by the bureau, in order to invoke the provisions of section 305 of the World War veterans' act and moved that the petition be dismissed for want of jurisdiction. The court denied this motion and found that the insured became permanently and totally disabled as alleged in the petition and rendered judgment for plaintiff. The Solicitor General authorized an appeal from this judgment and the same is now pending in the Circuit Court of Appeals for the Eighth Circuit.

The case of Hollis L. Crowell is similar to the Vance case and an appeal from a judgment in favor of the plaintiff is pending.

In the case of Stanton K. Livingston *v.* F. T. Hines, claimant filed an application for benefits under the emergency officers' retirement act. At the time of filing his application the rating made by the bureau was in effect, rating claimant as permanently disabled to a degree of more than 30 per cent. Upon a review of the case the director determined that the evidence was insufficient to show that claimant was permanently disabled to a degree of as much as 30 per cent and therefore refused to place claimant on the retired list. Claimant filed suit to compel the director to place him on such retired list, contending that the director was not authorized to review a case wherein a rating of permanent disability to a degree of more than 30 per cent existed at the time of the application for retirement. The Government contended that the provisions of section 205, World War veterans' act, was applicable to the retirement act and, therefore, authorized the director to review. The trial court rendered judgment for claimant holding that section 205 was not applicable in cases of retirement. On appeal by the Government the Court of Appeals of the District of Columbia reversed the trial court thus sustaining the contention of the Government.

The cases of Eric Nilan, Robert Baird, Clyde V. Berglund, Bayard Brooks, Edgar T. Ferguson, and Harry V. Fisher are similar to the Livingston case and will be disposed of in like manner.

In the case of U. S. A. *ex rel.* Grover Emerson Moore, *v.* F. T. Hines, the petitioner sought to obtain by writ of mandamus, the statutory award of \$50 per month for arrested tuberculosis. The court dismissed the petition and discharged the rule to show cause.

Subrogation.—Section 313 of the war risk insurance act, 1917, as amended, which was saved from repeal by section 600 of the World War veterans' act, 1924, provides that if an injury or death for which compensation is payable is caused under circumstances creating a legal liability upon some person other than the United States to pay damages therefor, the director, as a condition to the payment of compensation by the United States, may require the beneficiary to assign to the United States any right of action he may have to enforce such liability of such other person or, if it appears to be for the best interests of the beneficiary, the director may require him to prosecute said action in his own name, subject to bureau regulations. This section further provides that the cause of action so assigned to the United States may be prosecuted or compromised by the director, and any money realized or collected thereon, less reasonable expenses for such realization or collection, shall be placed to the credit of the military and naval compensation appropriation. If the amount placed to the credit of such appropriation in such case is in excess of the amount of the award of compensation, if any, such excess shall be paid to the beneficiary after any compensation award for the same injury or death is made. A report of this work for the fiscal year 1930 is as follows:

Pending June 30, 1929.....	25
Received.....	0
Closed.....	5
Pending June 30, 1930.....	20
Amount credited against compensation during 1930.....	\$7, 500
Judgments and stipulations in favor of plaintiffs pending June 30, 1930.....	97, 200
Total.....	104, 700

Guardianship.—As of June 30, 1930, there were 60,958 wards under guardianship, consisting of 23,665 incompetents and 37,293 minors. The ratio of increase normally is about 5,000 per year, but this will be accelerated by the new legislation of July 3, 1930, which will probably increase the number of incompetent veterans under guardianship by at least 50 per cent within the next year, and ultimately more than double the present number. The total amount of benefits paid fiduciaries for beneficiaries under legal disability now exceeds forty million dollars annually, and will be increased materially under the recent amendatory legislation. The latest estimate of the amount held in the estates of such beneficiaries exceeds one hundred million dollars. It is estimated on conservative reports that the value of the services rendered the bureau's beneficiaries by the guardianship service in the field exceeds one million dollars annually, while the cost to the bureau for salaries, travel, legal expenses, and court costs in connection with guardianship activities is considerably less than this sum.

The record with regard to prosecution of guardians for embezzlement may be of interest. From the effective date of section 505, World War veterans' act, March 4, 1925, there have been referred to the Department of Justice 132 such cases. Of these 26 were closed without action, the evidence being deemed insufficient to sustain a successful prosecution; in 2 cases the grand jury returned a no bill; in 1 case action was barred by statute of limitations; in another the indictment was quashed; 6 cases were nolle prossed; and in 40 the guardians were convicted. In the remaining 56 cases, action has not been terminated although in more than half indictments have been returned. Since January 1, 1929, there have been 20 guardians of bureau beneficiaries convicted in State courts, while in 6 cases the prosecution failed.

During this fiscal year there were 74 guardians removed for cause. Petitions were filed in 1,079 cases seeking reduction of excessive charges, of which 432 were allowed and 271 disallowed. The remainder are still pending. Exceptions to accounts were filed in 434 cases of which 236 were allowed, 82 disallowed and the remainder are pending.

These data alone are sufficient to show that the plan of cooperation between the bureau and the courts is not only feasible but achieves the results desired. With almost no exceptions the courts have welcomed that cooperation. On the other hand, the bureau has followed the policy of presenting all matters to the court, and of abiding by its decisions except in those cases in which because of an error of law, or an alleged abuse of discretion, an appeal is believed proper. In such cases the regional attorneys are authorized to perfect an appeal, and this procedure has resulted in securing several very well considered decisions by the courts of last resort in various States on questions involving the estates of bureau beneficiaries.

The bureau's program of caring for its beneficiaries under legal disability has been greatly advanced through the enactment by 30 States of the uniform veterans' guardianship act. This allows complete cooperation of bureau and courts, and places in the statutes of the State the bureau policy regarding commissions, bonds, investments, etc. In addition, it gives the State courts authority to commit insane veterans direct to United States veterans' hospitals, and extends to the chief officer of such hospital the same authority to retain,

parole, or discharge committed veterans as is afforded by law to the superintendent of a State insane hospital. At least 12 other States have somewhat similar legislation, so that in 42 of the 48 States there is in effect legislation calculated to assist in the achievement of the national guardianship program.

A similar service is rendered in cases located in the territorial and insular possessions of the United States, and, in some 40 foreign countries, through an attorney in central office specifically assigned to handle this work. In foreign countries contact is maintained through the State Department, social survey reports are secured showing the living conditions of the beneficiary, and guardians accounts are procured and audited. The service and supervision is intended to accomplish the same purpose as in the United States. Favorable cooperative action has been evidenced by courts and officials in the insular possessions, and certain foreign countries. Some have modified their laws in order to throw greater protection about the estates of bureau beneficiaries.

In fact, the generally favorable response to the bureau's guardianship program is believed to evidence the correctness of the premises on which it is based, and to commend the earnestness displayed in its accomplishment. If it be wrong in any particular, it will doubtless be changed as experience may dictate; and it will continue as a pledge to the Nation that the interests and welfare of its incompetent disabled veterans, and of the minor and incompetent dependents of veterans disabled, or who have died as a result of injuries or disabilities incurred in the World War, will be efficiently protected and conserved through the cooperative action of the State and Federal agencies, the courts and the bureau.

PERSONNEL

On June 30, 1929, there were 24,065 employees on the bureau's rolls, whose aggregate annual salaries (including allowances, but excluding the compensation paid per diem and per hour employees) totaled \$42,576,696, as compared with 24,719 employees, and an annual pay roll of \$44,090,503 on June 30, 1930. In other words, there was a net increase of 654 employees and \$1,513,807 in annual salaries during this fiscal period. Approximately 60 per cent of the foregoing increase in annual salaries is due to additional personnel, and the remaining 40 per cent to the reclassification of field employees for the purpose of standardizing their salaries with those paid for similar duties to personnel in the District of Columbia under the classification act of March 4, 1923, as amended, and to the granting of certain meritorious promotions.

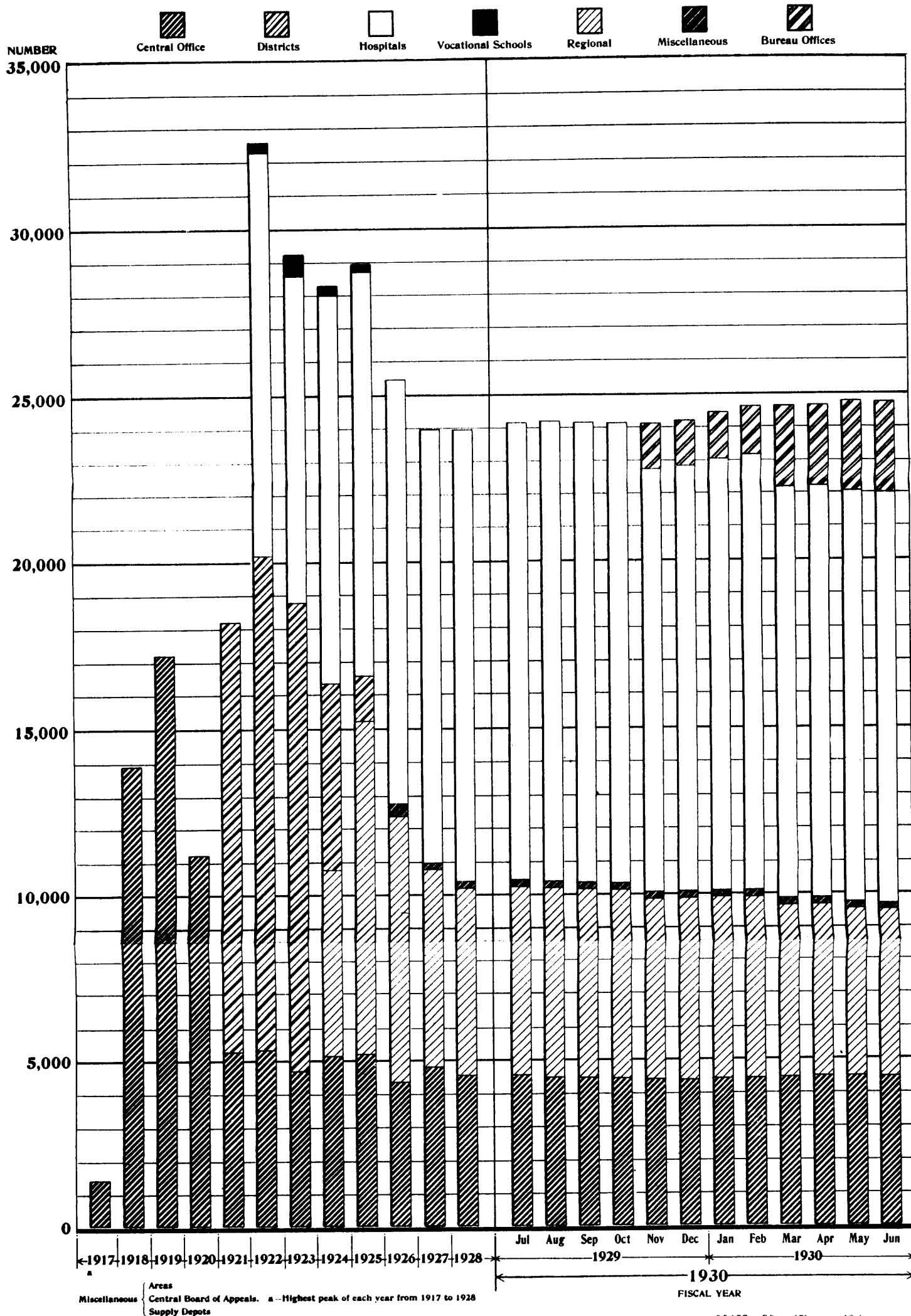
During this year the personnel in central office decreased from 4,546 to 4,431, while the annual pay roll increased from \$8,682,277 to \$8,698,437, a net decrease of 115 employees, and a net increase of \$16,160 in annual salaries. The factors primarily responsible for the decrease in central office personnel are the completion within this period of the decentralization of insurance activities to the bureau's regional field offices, and the near completion of the work of adjudicating claims for benefits under the emergency officers' retirement act. This net decrease in employees would have been considerably larger had it not been necessary to engage additional personnel to

handle the increased litigation on contracts of insurance resulting from the amendment of May 29, 1928, to section 19 of the World War veterans' act.

During this fiscal period the number of employees on duty at field offices of the bureau increased by 769, and the annual pay roll therefor by \$1,497,647. Most of this increase occurred at veterans' hospitals, and is due principally to the operation and utilization of additional patient facilities. The increase at regional offices is attributable to the additional personnel required to handle insurance accounts, which activity was completely decentralized to the field during this year; the granting of an increased number of loans to veterans upon the security of their adjusted service certificates; and the increased litigation on contracts of insurance.

In making new appointments and in effecting discontinuances, the policy of extending preference to ex-service employees has been carefully followed. The same preference has been extended in filling vacancies occurring in the staff positions of the bureau. Eliminating the so-called floating personnel in veterans' hospitals, such as ward attendants, waiters, kitchen helpers, etc., 59.47 per cent of the total male employees on the bureau's rolls on June 30, 1930, were ex-service, and 10.63 per cent of the female personnel had such status, while 34.87 per cent of the total permanent personnel of the bureau was ex-service on the above date.

U. S. VETERANS BUREAU PERSONNEL



STATISTICAL TABLES

MEDICAL TABLES

TABLE NO. 1.—*Clinical laboratory classified tests in the United States Veterans' Bureau dispensaries for fiscal years 1924, 1925, 1926, 1927, 1928, 1929, and 1930*

Fiscal year	Blood				Urine	Examination of feces, gastric and duodenum contents	Sputum		Spinal fluid		Bacteriological examination	Typhoid and paratyphoid	Miscellaneous	Total
	Complement fixation	Counts	Chemical	Others			Tuberculosis	Others	Wassermann	Others				
1924.....	22, 187	7, 599	2, 795	1, 295	58, 167	4, 569	13, 701	458	190	402	6, 924	12	10, 084	128, 383
1925.....	39, 329	12, 349	5, 287	2, 816	106, 197	10, 230	26, 336	755	306	581	13, 554	49	5, 568	223, 357
1926.....	28, 550	8, 816	4, 546	1, 481	101, 991	8, 824	18, 574	796	381	356	5, 870	72	4, 413	184, 670
1927.....	23, 987	8, 142	4, 542	1, 644	122, 867	6, 418	16, 348	412	397	197	3, 235	1	3, 006	191, 196
1928.....	25, 650	7, 104	4, 243	5, 026	104, 613	5, 328	10, 646	397	331	131	2, 642	2	3, 599	169, 712
1929.....	24, 834	6, 707	4, 842	9, 525	97, 665	5, 985	9, 042	348	98	171	2, 526	0	1, 603	163, 346
1930.....	30, 116	9, 161	5, 390	11, 202	101, 362	6, 564	7, 267	298	188	398	2, 566	0	1, 669	176, 181

TABLE NO. 2.—*Clinical laboratory classified tests in the United States veterans' hospitals for fiscal years 1924, 1925, 1926, 1927, 1928, 1929, and 1930*

Fiscal year	Blood				Urine	Examination of feces, gastric and duodenum contents	Sputum		Spinal fluid		Bacteriological examination	Typhoid and paratyphoid	Miscellaneous	Total
	Complement fixation	Counts	Chemical	Others			Tuberculosis	Others	Wassermann	Others				
1924.....	20, 915	22, 758	11, 415	7, 108	60, 570	19, 826	106, 639	5, 067	944	2, 596	15, 546	3, 503	9, 051	285, 938
1925.....	52, 723	48, 423	25, 338	14, 218	147, 051	43, 946	239, 109	23, 170	2, 876	8, 339	31, 174	7, 854	21, 723	665, 944
1926.....	55, 862	62, 304	32, 838	21, 730	169, 844	46, 581	194, 912	22, 074	4, 323	12, 710	38, 274	12, 816	34, 273	708, 538
1927.....	60, 101	7, 787	38, 838	27, 134	180, 147	49, 434	194, 744	19, 890	4, 679	13, 758	106, 411	1, 011	55, 352	759, 286
1928.....	63, 396	89, 685	48, 168	36, 730	197, 021	53, 109	186, 325	20, 933	4, 356	13, 659	51, 395	620	51, 872	817, 269
1929.....	67, 311	102, 449	53, 900	60, 515	206, 864	53, 361	181, 421	8, 609	5, 652	16, 487	41, 524	-----	53, 543	851, 636
1930.....	71, 014	115, 438	62, 777	73, 031	215, 227	54, 112	183, 928	2, 494	5, 325	18, 857	48, 113	-----	60, 367	910, 683

TABLE NO. 3.—X-ray examinations in the United States Veterans' Bureau dispensaries for fiscal years 1924, 1925, 1926, 1927, 1928, 1929, and 1930, classified by type of examination

Fiscal year	Number cases rayed	Total X-ray examinations	Chest	Cardio-vascular stripe	Gastro-intestinal tract	Uro-genital tract	Dental	Sinuses	Bones and joints	Foreign bodies	Miscellaneous
1924.....	120,690	132,213	49,359	6,601	7,622	1,526	17,636	6,287	38,761	1,810	2,611
1925.....	112,716	128,355	52,419	6,265	8,496	1,654	18,169	7,017	30,979	950	2,406
1926.....	93,992	114,997	46,407	7,331	7,803	1,523	15,973	5,358	27,174	810	2,618
1927.....	81,131	107,829	43,562	5,759	7,482	1,447	10,904	4,159	24,551	635	9,330
1928.....	67,631	104,836	33,290	4,857	6,629	1,626	13,561	4,180	24,392	528	15,773
1929.....	71,169	113,390	32,522	5,184	7,465	1,669	15,373	4,637	26,283	721	19,536
1930.....	72,321	112,694	32,582	5,999	8,061	1,971	13,099	4,973	28,452	1,051	16,506

TABLE NO. 4.—X-ray examinations in United States veterans' hospitals for the fiscal years 1924, 1925, 1926, 1927, 1928, 1929, and 1930, classified by type of examination

Fiscal year	Number cases rayed	Total X-ray examinations	Chest	Cardio-vascular stripe	Gastro-intestinal tract	Uro-genital tract	Dental	Sinuses	Bones and joints	Foreign bodies	Miscellaneous
1924.....	78,713	85,632	34,121	3,846	5,339	1,615	18,841	3,845	15,909	419	1,697
1925.....	92,304	97,765	43,537	4,777	6,395	2,161	19,217	4,259	15,511	353	1,555
1926.....	94,871	103,000	42,058	4,343	7,120	2,443	19,014	6,230	19,654	362	1,771
1927.....	97,298	114,256	43,421	3,961	9,025	2,518	19,225	5,408	20,436	503	9,759
1928.....	100,389	129,329	42,483	6,206	10,281	2,568	17,097	5,561	22,478	298	22,357
1929.....	104,069	146,058	44,046	8,910	11,841	3,098	16,934	5,787	25,812	306	29,224
1930.....	112,196	159,531	47,009	10,056	13,062	3,213	19,014	6,477	30,245	378	30,077

TABLE NO. 5.—Total out-patient medical service, by service rendered, for fiscal years 1924, 1925, 1926, 1927, 1928, 1929, and 1930

Fiscal year	Treated	Treat-ments	Individuals ex-aminated	Examina-tions	Oper-ations	Anaes-thetics	Sent to hos-pital	Hospital visits	Home visits
1924.....	763,789	1,703,317	-----	1,363,295	15,312	3,758	47,965	95,992	45,152
1925.....	598,097	1,257,967	-----	1,144,330	5,863	3,085	59,916	81,680	38,091
1926.....	346,968	1,044,124	331,947	936,744	4,289	2,177	67,871	49,259	35,063
1927.....	262,420	873,577	338,761	922,364	2,600	1,081	71,340	28,800	34,972
1928.....	260,590	827,122	322,302	871,756	2,364	423	73,472	19,666	38,633
1929.....	233,491	795,725	303,635	890,020	1,679	323	82,792	18,572	42,305
1930.....	223,018	786,599	325,112	950,252	968	245	93,448	15,319	42,156

TABLE NO. 6.—Classification of total examinations by kind of examination for fiscal years 1924, 1925, 1926, 1927, 1928, 1929, and 1930

Fiscal year	General medical	Laboratory	Eye, ear, nose, and throat	Neuro-psychiatric	Tubercu-losis	Surgical and orthopedic	Heart
1924.....	527,845	-----	182,589	100,467	190,141	143,452	-----
1925.....	399,254	-----	147,694	110,238	176,980	105,463	-----
1926.....	337,116	-----	111,207	89,179	143,317	91,945	-----
1927.....	374,684	-----	94,475	76,210	138,060	86,905	-----
1928.....	208,765	156,597	83,659	73,267	93,882	79,698	28,750
1929.....	199,635	156,049	88,737	80,106	95,007	88,858	25,600
1930.....	210,759	184,228	93,295	78,722	88,731	96,930	27,019

Fiscal year	Venereal and non-venereal	Genito-urinary	X ray		Physio-therapy	Dental	Total
			Medical	Dental			
1924.....	19,222	-----	159,469	-----	13,406	35,704	1,363,295
1925.....	16,792	-----	154,263	-----	9,572	24,074	1,144,330
1926.....	14,781	-----	109,476	15,336	3,076	21,311	936,744
1927.....	10,684	-----	104,818	15,180	2,111	19,237	922,364
1928.....	-----	7,604	94,064	21,063	1,775	21,733	871,756
1929.....	-----	8,019	99,156	25,636	398	22,819	890,020
1930.....	-----	9,158	101,909	28,784	1,002	29,715	950,252

TABLE No. 7.—*Classification of total treatments by kind of treatment for fiscal years 1924, 1925, 1926, 1927, 1928, 1929, and 1930*

Fiscal year	General medical	Laboratory	Eye, ear, nose, and throat	Neuro-psychiatric	Tuberculosis	Surgical and orthopedic	Heart
1924.....	568,495	-----	191,409	43,627	70,051	78,645	-----
1925.....	389,619	-----	153,952	38,584	60,994	64,228	-----
1926.....	250,548	-----	115,485	40,042	93,002	53,156	-----
1927.....	184,569	-----	96,481	39,851	87,553	40,910	-----
1928.....	166,556	1,620	92,712	41,996	74,556	39,171	8,809
1929.....	153,138	98	84,596	43,714	71,603	35,287	8,702
1930.....	151,318	108	80,785	44,346	68,532	33,072	8,947

Fiscal year	Venereal and non-venereal	Genito-urinary	X ray		Physiotherapy	Dental	Total
			Medical	Dental			
1924.....	16,586	-----	3,781	-----	542,839	187,884	1,703,317
1925.....	11,872	-----	2,314	-----	419,589	116,815	1,257,967
1926.....	11,441	-----	4,306	828	381,589	93,727	1,044,124
1927.....	9,324	-----	1,390	706	332,605	80,188	873,577
1928.....	-----	9,356	1,671	512	310,606	80,103	827,122
1929.....	-----	11,503	973	300	311,818	73,993	795,725
1930.....	-----	12,701	1,225	111	304,657	80,797	786,590

TABLE No. 8.—*Total treatments divided into medical and dental, salary and fee with per cent of fee, for fiscal years 1924, 1925, 1926, 1927, 1928, 1929, and 1930*

Fiscal year	Medical				Dental			
	Total	Salary	Fee	Per cent fee	Total	Salary	Fee	Per cent fee
1924.....	1,515,433	1,456,585	58,848	3.9	187,884	179,933	7,951	4.2
1925.....	1,141,152	1,099,089	42,063	3.7	116,815	111,103	5,712	4.9
1926.....	950,397	904,475	45,922	4.8	93,727	87,446	6,281	6.7
1927.....	793,389	718,298	75,091	9.5	80,188	72,998	7,190	9.0
1928.....	747,019	649,598	97,421	13.0	80,103	68,366	11,737	14.7
1929.....	721,732	602,809	118,923	16.5	73,993	62,226	11,767	15.9
1930.....	705,802	567,139	138,663	19.6	80,797	64,036	16,761	20.8

TABLE No. 9.—*Total examinations divided into medical and dental, salary and fee, with per cent of fee, for fiscal years 1924, 1925, 1926, 1927, 1928, 1929, and 1930*

Fiscal year	Medical				Dental			
	Total	Salary	Fee	Per cent fee	Total	Salary	Fee	Per cent fee
1924.....	1,327,591	1,273,547	54,044	4.1	35,704	33,111	2,593	7.3
1925.....	1,120,256	1,084,097	36,159	3.2	24,074	22,014	2,060	8.6
1926.....	915,433	886,972	28,461	3.1	21,311	19,830	1,481	6.9
1927.....	903,127	880,956	22,171	2.5	19,237	17,478	1,759	9.1
1928.....	850,023	830,062	19,061	2.2	21,733	19,191	2,542	11.7
1929.....	867,201	843,287	23,914	2.8	22,819	20,286	2,533	11.1
1930.....	920,537	892,290	28,247	3.1	29,715	25,623	4,092	13.8



Fiscal year	Number nurses on duty at end of year	Number of beneficiaries newly assigned during year				Number of beneficiaries released from supervision during year				Number of beneficiaries remaining under supervision at end of year				Number home visits	Number dispens- ary treat- ments	Number miscel- laneous inter- views	Number reports made
		Tuber- culosis	Neuro- psychi- atric	General medical and sur- gical	Total	Tuber- culosis	Neuro- psychi- atric	General medical and sur- gical	Total	Tuber- culosis	Neuro- psychi- atric	General medical and sur- gical	Total				
1925.....	245	38,998	21,678	82,457	143,133	44,445	24,672	96,754	165,871	17,271	8,377	11,852	37,500	140,395	319,204	209,271	148,000
1926.....	188	23,646	10,121	29,549	63,816	21,794	12,212	31,755	65,761	17,987	5,462	5,473	28,922	108,075	201,733	110,272	102,820
1927.....	149	19,423	4,034	5,111	28,568	20,392	6,889	6,021	33,302	13,984	1,795	2,325	18,014	86,672	120,933	62,490	83,202
1928.....	127	12,991	3,245	3,848	20,084	14,348	3,604	3,534	21,486	11,384	1,068	2,548	15,000	66,240	107,878	53,173	65,988
1929.....	118	8,843	2,743	3,422	15,008	9,190	2,717	3,105	15,012	11,419	1,152	2,835	15,406	57,271	105,178	48,063	55,795
1930.....	114	7,079	3,659	3,455	14,193	6,889	3,514	3,244	13,647	11,249	1,186	2,914	15,349	56,119	104,564	44,450	56,801

2

[illegible]

2

TABLE NO. 12.—Admissions of United States Veterans' Bureau patients to all hospitals for fiscal years 1920-1930

Fiscal year	Groups of hospitals			Fiscal year	Groups of hospitals		
	Government	State and civil	Total		Government	State and civil	Total
1920.....	23,623	19,610	43,233	1927.....	69,145	2,822	71,967
1921.....	48,070	43,370	91,440	1928.....	70,854	2,416	73,270
1922.....	86,392	47,962	134,354	1929.....	80,262	2,926	83,188
1923.....	59,451	23,363	82,814	1930.....	88,481	3,634	92,115
1924.....	51,652	12,401	64,053	Total.....	710,683	172,004	882,687
1925.....	68,474	8,338	76,812				
1926.....	64,279	5,162	69,441				

7 it also to be for -

6066

✓

Q12

med.

Ex cept Vol 12.

7 ye an.

TABLE NO. 13.—Admissions of United States Veterans' Bureau patients to all hospitals, by beneficiary, groups of hospitals, and type of patient, fiscal year 1930

48

REPORT OF UNITED STATES VETERANS' BUREAU

Class of beneficiary	Groups of hospitals															Grand total
	United States Veterans				Other Government				State and civil				Total			
	Pulmonary tuberculosis	Neuro-psychiatric	General	Total	Pulmonary tuberculosis	Neuro-psychiatric	General	Total	Pulmonary tuberculosis	Neuro-psychiatric	General	Total	Pulmonary tuberculosis	Neuro-psychiatric	General	
United States veterans of World War.....	7,404	7,603	24,606	39,613	2,846	4,545	34,588	41,979	602	728	2,157	3,487	10,852	12,873	61,351	85,079
Service connected disability.....	2,938	1,945	3,903	8,786	1,080	1,144	4,886	7,110	399	556	367	1,322	4,417	3,645	9,156	17,218
Observation to determine service connection.....	1,326	2,098	2,903	6,327	348	494	1,274	2,116	13	68	556	637	1,687	2,660	4,733	9,080
Nonservice connected disability.....	3,140	3,560	17,800	24,500	1,418	2,907	28,428	32,753	190	104	1,234	1,528	4,748	6,571	47,462	58,781
United States veterans of wars, occupations and rebellions previous to World War.....	304	279	2,027	2,610	126	358	3,795	4,279	12	10	125	147	442	647	5,947	7,036
Boxer rebellion.....	1	1	1	2	2	2	9	11	1	1	1	1	1	2	10	13
Cuban pacification.....	2	2	11	15	2	2	26	28	1	1	1	1	2	4	38	44
Nicaraguan campaign.....	3	3	3	3	1	1	5	6	1	1	1	1	1	1	8	9
Philippine insurrection.....	20	28	181	229	8	20	245	273	6	1	39	46	34	49	465	548
Punitive expedition into Mexico.....	12	6	19	37	2	3	33	38	1	1	1	1	14	9	52	75
Spanish-American War.....	262	228	1,595	2,065	112	309	3,136	3,557	5	9	82	96	379	546	4,813	5,738
Vera Cruz expedition.....	3	3	3	3	4	4	4	4	4	4	4	4	4	4	7	7
Civil War.....	12	171	183	16	264	280	1	2	2	2	2	2	28	437	465	465
Other wars, expeditions, and occupations.....	7	3	43	53	4	5	73	82	1	1	1	2	12	8	117	137
Allied veterans.....	42	25	86	153	26	30	227	283	5	4	16	25	73	50	329	461
British.....	9	2	5	16	1	3	35	39	1	1	1	1	10	5	41	56
Canadian.....	32	23	79	134	23	23	171	217	4	4	15	23	59	50	265	374
All others.....	1	2	3	3	2	4	21	27	1	1	1	1	4	4	23	31
Miscellaneous.....	31	32	212	275	4	4	22	30	1	1	5	7	36	37	239	312
Emergency.....	9	8	15	32	2	3	5	10	1	1	2	3	11	12	22	45
Employees, United States Veterans' Bureau (emergency).....	8	4	106	118	1	1	1	1	1	1	1	1	8	4	107	119
Employees' Compensation Commission and Civil Service.....	1	1	27	29	1	1	1	1	1	1	1	1	2	1	27	30
Miscellaneous.....	13	19	64	96	1	1	17	19	1	1	2	3	15	20	83	118
Grand total.....	7,781	7,939	26,981	42,651	3,002	4,937	38,632	46,571	620	743	2,303	3,666	11,403	13,619	67,866	92,888

to be a very good friend

TABLE NO. 15.—Admissions to hospitals of United States veterans of all wars without regard to nature or origin of their disability, as authorized in paragraph 10, section 202, World War veterans' act, 1924, as amended, by type of beneficiary and groups of hospitals, for fiscal years 1925-1930

Type of beneficiary	United States veterans' hospitals						All other hospitals						Total						Grand total
	1925	1926	1927	1928	1929	1930	1925	1926	1927	1928	1929	1930	1925	1926	1927	1928	1929	1930	
S. P. B. W.: ¹																			
World War.....	4,100	5,005	6,329	6,985	7,154	7,396	1,110	1,531	2,621	3,708	4,670	5,578	5,210	6,536	8,950	10,693	11,824	12,974	56,187
All other wars..	606	525	536	509	577	596	456	306	344	458	491	550	1,062	831	880	1,067	1,068	1,146	6,054
W. O. E.: ¹																			
World War.....	3,570	7,380	10,599	12,948	14,885	17,104	2,502	7,369	11,840	16,867	23,281	28,703	6,072	14,749	22,439	29,815	38,166	45,807	157,048
All other wars..	366	802	1,154	1,505	2,067	2,014	533	1,268	1,963	2,651	3,767	3,876	899	2,070	3,117	4,256	5,834	5,890	22,066
Total:																			
World War.....	7,670	12,385	16,928	19,933	22,039	24,500	3,612	8,900	14,461	20,575	27,951	34,281	11,282	21,285	31,389	40,508	49,990	58,781	213,235
All other wars..	972	1,327	1,690	2,314	2,644	2,610	989	1,574	2,307	3,109	4,258	4,426	1,961	2,901	3,997	5,323	6,902	7,036	28,120
Grand total...	8,642	13,712	18,618	22,247	24,683	27,110	4,601	10,474	16,768	23,684	32,209	38,707	13,243	24,186	35,386	45,831	56,892	65,817	241,355

¹ S. P. B. W., admissions under first proviso; W. O. E., admissions under second proviso, par. 10, sec. 202, World War veterans' act, 1924, as amended, as outlined in General Order 292-C.

this section on 1

TABLE NO. 16.—Admissions of United States Veterans' Bureau patients to all hospitals, by branch of service, type of patient, and sex and color, fiscal year 1930

Branch of service	Pulmonary tuberculosis				Psychotic				Other neuropsychiatric				General				Total				Grand total
	Male			Fe- male	Male			Fe- male	Male			Fe- male	Male			Fe- male	Male			Fe- male	
	White	Col- ored	Others		White	Col- ored	Others		White	Col- ored	Others		White	Col- ored	Others		White	Col- ored	Others		
U. S. veterans	7,162	478	18	50	3,104	118	12	4	4,335	276	6	27	24,528	1,890	79	136	39,129	2,762	115	217	42,223
U. S. marine	179	55	1		57	10		2	389	37			4,177	1,056	2	31	4,802	1,158	3	33	5,996
U. S. Army	967	142	11	5	178	16	6	3	644	45	12	11	8,643	809	49	96	10,432	1,012	78	115	11,637
U. S. Navy	712	49	7	1	285	16		1	2,536	109	3	1	19,677	1,060	51	2	23,210	1,234	61	5	24,510
U. S. Interior (8,000)					23	2	1	1	1				2				26	2	1	1	30
National soldiers' homes	746	92	5		160	31			295	27	1		2,472	241	10	5	3,673	391	16	5	4,085
State					266	17	4	4	29				10	1			305	18	4	4	331
Civil	445	32	112	25	127	5	23	20	174	8	12	49	1,738	126	172	235	2,484	171	319	329	3,303
Total	10,211	848	154	81	4,200	215	46	35	8,403	502	34	88	61,247	5,183	363	505	84,061	6,748	597	709	92,115

NOTE.—Admissions of 461 allied veterans and 312 miscellaneous beneficiaries not included.

TABLE NO. 17.—Annual turnover of patients in United States veterans' hospitals now in operation, for the fiscal years 1920-1930

United States veterans' hospitals (number and location)	Per cent turnover										
	1920	1921	1922	1923	1924	1925	1926	1927	1928	1929	1930
1. Palo Alto, Calif.	307	301	291	333	99	112	00	39	52	59	33
2. Washington, D. C.	627	452	660	361	309	394	688	698	806	740	960
3. Waukesha, Wis.	388	291	132	147	172	196	302	436	437	535	606
4. Perry Point, Md.		423	229	237	166	108	90	60	63	51	42
5. Philadelphia, Pa.		198	110	83	60	77	67	34	24	26	19
6. Whipple, Ariz.		229	176	120	110	157	158	189	205	223	270
7. Tucson, Ariz.		519	229	184	168	170	181	150	113	213	163
8. Boise, Idaho		451	313	328	502	410	480	666	803	686	693
9. Dwight, Ill.		319	346	283	701	649	481	735	803	855	882
10. Fort Bayard, N. Mex.		255	143	100	92	190	162	173	153	135	148
11. Knoxville, Iowa			58	39	123	57	19	40	27	12	26
12. Oteen, N. C.			281	244	256	173	246	273	198	204	166
13. Augusta, Ga.			113	79	50	64	89	43	26	28	40
14. Lake City, Fla.			528	430	520	638	747	1,115	877	830	836
15. Kansas City, Mo.			1,338	1,102	965	1,146	1,057	977	795	815	782
16. Fort Harrison, Mont.			555	669	356	315	364	366	393	607	566
17. Gulfport, Miss.				379	277	255	277	354	217	141	43
18. Edw. Hines, Junior, Hines, Ill.				373	401	393	383	354	331	363	421
19. Portland, Oreg.				610	748	609	720	736	804	702	811
20. North Little Rock, Ark.				81	38	111	72	57	37	27	45
21. Outwood, Ky.				322	251	275	213	262	227	292	312
22. Fort Lyon, Colo.				121	134	197	203	198	189	172	243
23. Bronx, N. Y.				347	200	139	105	65	45	45	41
24. Walla Walla, Wash.				211	134	121	129	142	115	247	358
25. Sheridan, Wyo.				239	66	54	70	35	27	31	32
26. Memphis, Tenn.					802	979	1,037	1,100	977	919	1,041
27. Rutland Heights, Mass.					217	187	215	196	150	161	156
28. Muskogee, Okla.					644	790	674	837	659	837	796
29. Tuskegee, Ala.					302	192	161	182	185	162	177
30. Jefferson Barracks, Mo.					757	577	545	603	584	554	393
31. Legion, Tex.					259	149	166	146	166	191	181
32. American Lake, Wash.						103	60	35	29	18	36
33. Northampton, Mass.						55	20	15	20	15	21
34. Sunmount, N. Y.							134	127	118	121	106
35. Chillicothe, Ohio						247	118	72	53	54	96
36. Castle Point, N. Y.							166	185	149	133	132
37. Camp Custer, Mich.							58	18	30	27	18
38. St. Cloud, Minn.							33	12	13	6	52
39. Livermore, Calif.							164	178	158	119	121
40. Aspinwall, Pa.								226	192	190	173
41. San Fernando, Calif.								146	133	136	116
42. North Chicago, Ill.								84	31	23	11
43. Minneapolis, Minn.									450	409	376
44. Bedford, Mass.										26	40
45. Northport, Long Island, N. Y.										66	11
46. Fargo, N. Dak.											1,198
Diagnostic Center, Palo Alto, Calif.										677	1,466
Total	362	290	257	250	252	234	204	207	192	190	200

0
*Amante by
 Official
 Directory*

TABLE NO. 18.—*Patients of the United States Veterans' Bureau under treatment in all hospitals, June 30, 1930, by class of beneficiary, groups of hospitals, and type of patient*

Class of beneficiary	Groups of hospitals															Grand total
	United States veterans'				Other Government				State and civil				Total			
	Pulmonary tuberculosis	Neuro-psychiatric	General	Total	Pulmonary tuberculosis	Neuro-psychiatric	General	Total	Pulmonary tuberculosis	Neuro-psychiatric	General	Total	Pulmonary tuberculosis	Neuro-psychiatric	General	
United States veterans of World War	4,610	11,571	3,771	19,952	993	1,752	4,136	6,881	430	1,293	294	2,017	6,033	14,616	8,201	28,850
Service-connected disability	2,135	8,572	728	11,435	453	1,076	741	2,270	296	1,219	77	1,592	2,884	10,867	1,546	15,297
Observation to determine service connection	133	167	368	668	35	52	130	217	3	13	21	37	171	232	519	922
Nonservice-connected disability	2,342	2,832	2,675	7,849	505	624	3,265	4,394	131	61	196	388	2,978	3,517	6,136	12,631
United States veterans of wars, occupations, and rebellions previous to World War	193	242	344	779	44	83	527	654	4		24	28	241	325	895	1,461
Boxer rebellion	1	3		4		1	2	3					1	4	2	7
Cuban pacification	2		2	4			5	5					2		7	9
Nicaraguan campaign		1	2	3		1		1						2	2	4
Philippine insurrection	9	16	22	47	3	4	32	39	2		10	12	14	20	64	98
Punitive expedition into Mexico	7	6	6	19	1		6	7					8	6	12	26
Spanish-American War	169	207	279	655	35	76	428	539	1		13	14	205	283	720	1,208
Vera Cruz expedition					1			1					1		7	79
Civil War		7	27	34			44	44			1	1		7	16	29
Other wars, expeditions, and occupations	5	2	6	13	4	1	10	15	1			1	10	3		
Allied veterans	33	30	20	83	6	8	27	41	4	9	2	15	43	47	49	139
British	6	6	2	14	1	1	6	8					7	7	8	22
Canadian	25	23	17	65	5	4	17	26	3	9	2	14	33	36	36	105
All others	2	1	1	4		3	4	7	1			1	3	4	5	12
Miscellaneous	21	29	31	81	3	2	4	9		1		1	24	32	35	91
Emergency	9	26	9	44	2	2	4	8		1		1	11	29	13	53
Employees, United States Veterans' Bureau (emergency)			4	4											4	4
Employees' Compensation Commission and civil service	9		9	18	1			1					10		9	19
Miscellaneous	3	3	9	15									3	3	9	15
Grand total	4,857	11,872	4,166	20,895	1,046	1,845	4,694	7,585	438	1,303	320	2,061	6,341	15,020	9,180	30,541

TABLE NO. 19.—*Patients of the United States Veterans' Bureau under treatment in all hospitals, by sex and color, at the close of each fiscal year, 1923-1930*

Fiscal year	Both sexes				Male				Female (white)	Fiscal year	Both sexes				Male			Female (white)
	Total	White	Colored	Others	Total	White	Colored	Others			Total	White	Colored	Others	Total	White	Colored	
1923	23,811	22,305	1,306	-----	23,391	22,085	1,306	-----	220	1927	25,310	23,658	1,652	-----	25,116	23,464	1,652	194
1924	21,730	20,568	1,162	-----	21,490	20,328	1,162	-----	240	1928	25,899	24,119	1,780	-----	25,707	23,927	1,780	192
1925	26,610	24,819	1,791	-----	26,369	24,578	1,791	-----	241	1929	27,487	25,366	1,812	309	27,287	25,166	1,812	200
1926	24,915	23,252	1,663	-----	24,738	23,075	1,663	-----	177	1930	30,311	27,973	2,086	252	30,067	27,729	2,086	244

NOTE.—Patients in United States possessions not included previous to 1927.

TABLE NO. 20.—Patients of the United States Veterans' Bureau under treatment in hospitals in their home State by groups of hospitals and type of patient, at the close of each fiscal year, 1923-1930

Fiscal year and groups of hospitals	Type of patient									
	Pulmonary tuberculosis		Psychotic		Other neuropsychiatric		General		Total	
	Hospital- ized in home State	Hospital- ized in other States	Hospital- ized in home State	Hospital- ized in other States	Hospital- ized in home State	Hospital- ized in other States	Hospital- ized in home State	Hospital- ized in other States	Hospital- ized in home State	Hospital- ized in other States
1923										
United States veterans'.....	1,725	3,044	1,219	1,446	362	416	1,308	925	4,614	5,831
Other Government.....	1,105	1,480	482	1,152	164	252	1,032	722	2,783	3,606
State and civil.....	1,881	342	3,130	248	260	63	756	97	6,027	750
Total.....	4,711	4,866	4,831	2,846	786	731	3,096	1,744	13,424	10,187
1924										
United States veterans'.....	1,801	2,901	1,920	2,061	398	485	1,131	1,005	5,250	6,452
Other Government.....	817	1,095	483	1,126	163	166	1,031	745	2,494	3,132
State and civil.....	1,203	265	2,300	104	148	17	238	37	3,979	423
Total.....	3,821	4,261	4,703	3,291	709	668	2,400	1,787	11,723	10,007
1925										
United States veterans'.....	2,491	3,495	3,126	2,948	597	691	1,552	1,247	7,766	8,381
Other Government.....	882	1,192	530	1,143	223	224	1,549	864	3,184	3,423
State and civil.....	1,023	231	2,164	97	142	20	150	29	3,479	377
Total.....	4,396	4,918	5,820	4,188	962	935	3,251	2,140	14,429	12,181
1926										
United States veterans'.....	2,315	2,838	3,429	3,225	642	678	1,660	1,256	8,046	7,967
Other Government.....	611	779	432	1,105	215	207	1,489	885	2,747	2,976
State and civil.....	623	142	2,043	93	140	11	85	12	2,891	258
Total.....	3,549	3,759	5,904	4,423	997	896	3,234	2,153	13,684	11,231

TABLE NO. 20.—Patients of the United States Veterans' Bureau under treatment in hospitals in their home State by groups of hospitals and type of patient, at the close of each fiscal year, 1923-1930—Continued

Fiscal year and group of hospitals	Type of patient									
	Pulmonary tuberculosis		Psychotic		Other neuropsychiatric		General		Total	
	Hospitalized in home State	Hospitalized in other States	Hospitalized in home State	Hospitalized in other States	Hospitalized in home State	Hospitalized in other States	Hospitalized in home State	Hospitalized in other States	Hospitalized in home State	Hospitalized in other States
1927										
United States veterans'	2,344	2,504	4,106	3,907	402	422	1,910	1,332	8,762	8,165
Other Government	556	683	360	717	270	163	1,737	971	2,923	2,534
State and civil	344	64	1,970	75	68	6	50	4	2,432	149
Total	3,244	3,251	6,436	4,699	740	591	3,697	2,307	14,117	10,848
1928										
United States veterans'	2,262	2,293	4,715	4,280	415	444	2,076	1,456	9,468	8,473
Other Government	482	558	350	666	306	179	2,156	1,148	3,294	2,551
State and civil	251	52	1,307	44	51	6	33	6	1,642	108
Total	2,995	2,903	6,372	4,990	772	629	4,265	2,610	14,404	11,132
1929										
United States veterans'	2,334	2,368	5,275	4,631	412	393	2,232	1,517	10,253	8,909
Other Government	474	533	352	633	417	204	2,733	1,183	3,976	2,553
State and civil	181	44	932	38	78	4	39	8	1,230	94
Total	2,989	2,945	6,559	5,302	907	601	5,004	2,708	15,459	11,556
1930										
United States veterans'	2,446	2,357	5,823	5,065	539	386	2,440	1,675	11,248	9,483
Other Government	539	498	439	661	514	217	3,242	1,410	4,734	2,786
State and civil	186	42	1,066	52	77	7	76	11	1,405	112
Total	3,171	2,897	7,328	5,778	1,130	610	5,758	3,096	17,387	12,381

NOTE.—Patients hospitalized in United States possessions not included.

TABLE NO. 21.—Patients of the United States Veterans' Bureau under treatment in all hospitals, by State location of hospital and patients' State of residence, June 30, 1930

State in which patient is hospitalized	State of residence claimed by patient																								
	Eastern area												Southern area												
	Massachusetts	Maine	New Hampshire	Rhode Island	Vermont	Connecticut	New York	New Jersey	Pennsylvania	Delaware	District of Columbia	Maryland	Virginia	West Virginia	Georgia	Florida	North Carolina	South Carolina	Tennessee	Louisiana	Alabama	Mississippi	Arkansas	Oklahoma	Texas
EASTERN																									
Massachusetts	1,129	76	94	124	49	81	49	6	6		3				2	4	3	2							
Maine	16	44	2	2			3								1										
New Hampshire		13	34		3																				
Rhode Island	22			49		13																			
Vermont					2																				
Connecticut						6																			
New York	23	4	2	5	1	272	2,691	569		88	3	7	7	4	2	4	3	9	1		1			1	3
New Jersey							1	18																	
Pennsylvania							23	38	956	23	2	6		16	2		2	1							
District of Columbia		2	1	3		9	70	20	84	3	384	128	115	66	19	21	24	9	13		6	3	3	3	5
Maryland	25					3	26	12	624	13	16	202	48	62	11	3	39	5	9	3					2
Virginia	2						1				3	2	370	5	6		138	4		1					
SOUTHERN																									
Georgia							3		4				5	1	227	76	74	87	104	17	60	13			5
Florida							5	2	1				1		115	184	3	40	1		79				
North Carolina	3						31	15	32		38	23	38	15	73	40	133	39	18	1	27				
Tennessee	2						1	1	6		1	5	13	3	53	14	17	65	169		51	28	21	1	
Louisiana	1						1								19	6	1	1	1	298	76	71	2	8	56
Alabama	1							2	3		1	3	14	2	79	56	36	49	26	53	146	18	25	8	
Mississippi	1						1		1			1			34	9	2	10	44	89	79	103	2		35
Arkansas						1					1	2			5	1	1	1	17	26	30	21	281	99	280
Oklahoma								1								1			1	1		1	38	268	68
Texas							3		1		2	1	1	1	5	4			6	32	4	9	42	12	484

auth by [signature]

TABLE NO. 21.—Patients of the United States Veterans' Bureau under treatment in all hospitals, by State location of hospital and patients, State of residence, June 30, 1930—Continued

Area and State in which patient is hospitalized	State of residence claimed by patient																			
	Eastern area										Southern area									
	Massachusetts	Maine	New Hampshire	Rhode Island	Vermont	Connecticut	New York	New Jersey	Pennsylvania	Delaware	District of Columbia	Maryland	Virginia	West Virginia	Georgia	Florida	North Carolina	South Carolina	Tennessee	Louisiana
CENTRAL																				
Ohio.....	1						4	1	83				1	72	6	1	7	1	3	16
Indiana.....							5	1	46		1		2	6	3	1	3		4	2
Kentucky.....							1	2	5		4	11	16	25	22	2	4		1	1
Illinois.....						2	2		9		1	2		4	2	7		1	41	3
Michigan.....	2					1	7		7		1			1	1	2		1	2	3
Wisconsin.....	1								2										3	1
Missouri.....																			1	1
Iowa.....							4		1											1
Minnesota.....						1	1	1	2			1				1				3
Kansas.....																				
WESTERN																				
Montana.....					1								1							
Colorado.....	6		1	1	1	3	16	6	9		4	5	1	5	3	2	4	1	11	2
New Mexico.....	8		1			3	9	10	16		1	2	1	3	8	4	2	1	2	5
Wyoming.....	2						4		9						1			1		4
California.....	6	1	2	1	1	2	22	3	16	1	2	3	1	2	1	1	1	1	4	2
Arizona.....	11	1	1		2	2	27	11	16	1	3	3	9	5	3	5	4	2	9	4
Washington.....	1						2	3	1				2					2	2	5
Oregon.....								1												1
Total United States.....	1,263	141	138	185	60	399	3,014	723	1,930	44	475	407	647	296	705	448	511	324	510	552
UNITED STATES POSSESSIONS																				
Porto Rico.....									1											
Total United States possessions.....									1											
Grand total.....	1,263	141	138	185	60	399	3,014	723	1,931	44	475	407	647	296	705	448	511	324	510	552

NOTE.—139 Allied veterans and 91 miscellaneous beneficiaries not included.

TABLE NO. 21.—Patients of the United States Veterans' Bureau under treatment in all hospitals, by State location of hospital and patients' State of residence, June 30, 1930—Continued

Area and State in which patient is hospitalized	State of residence claimed by patient																								Unknown or outside United States	Total
	Central area												Western area													
	Ohio	Indiana	Kentucky	Illinois	Michigan	Wisconsin	Missouri	Iowa	Nebraska	Minnesota	North Dakota	South Dakota	Kansas	Montana	Colorado	New Mexico	Utah	Wyoming	California	Arizona	Washington	Idaho	Oregon	Nevada		
EASTERN																										
Massachusetts.....	3		1	1	1		1												1						5	1,641
Maine.....																										68
New Hampshire.....																										50
Rhode Island.....																										84
Vermont.....																										2
Connecticut.....																										6
New York.....	5	1	2	5	7	1	4			3				1	1		1		3				1		19	3,754
New Jersey.....																										19
Pennsylvania.....	22	1		1	1														4						16	1,094
District of Columbia.....	15	4	10	5	9	6	2	2	1	1			2		2		1		1		1	2	1		11	1,103
Maryland.....	5		2							3					1				1							531
Virginia.....						1																				
SOUTHERN																										
Georgia.....	4			1	1		2	1													1		1		2	689
Florida.....	1						1								1				1							435
North Carolina.....	13	1	7				1			1																551
Tennessee.....		1	8			2					1									2					1	549
Louisiana.....				1	1			1	1				1													568
Alabama.....	3	2	3	1			7	1					3		1				1						3	430
Mississippi.....		2	5	1		1	4				1						1		1	1					5	904
Arkansas.....	5	1	4	11	1	2	56	2	4	1		1	18		1	8	1	1	5	6	2					391
Oklahoma.....				1			3	1					6			1							1			711
Texas.....	1	6	4	11	3	1	23	3	2		2		3		1	33		1	4	2	1				2	
GENERAL																										
Ohio.....	477	64	128	5	11	1	1	1	1	1			2		1				2		1				1	885
Indiana.....	121	240	82	49	7	5	22	8	10	17	3	1	17	2	1				3		1	1			3	696
Kentucky.....	22	37	113	20	1	1	24	1					1						1							403
Illinois.....	133	185	28	1,959	71	39	12	45	5	15	3	2	6	4		1			3		2	1			2	2,593
Michigan.....	29	54	2	16	546	18	7	1		4	1		1		2				3							711
Wisconsin.....	1	4		56	172	473	1	4	1	1									1						2	722

TABLE NO. 21.—Patients of the United States Veterans' Bureau under treatment in all hospitals, by State location of hospital and patients' State of residence, June 30, 1930—Continued

Area and State in which patient is hospitalized	State of residence claimed by patient																									Unknown or outside United States	Total
	Central area												Western area														
	Ohio	Indiana	Kentucky	Illinois	Michigan	Wisconsin	Missouri	Iowa	Nebraska	Minnesota	North Dakota	South Dakota	Kansas	Montana	Colorado	New Mexico	Utah	Wyoming	California	Arizona	Washington	Idaho	Oregon	Nevada			
CENTRAL—continued																											
Missouri.....		6	27	56	1		392	20	14			2	31	1					2							565	
Iowa.....	2	3	4	12	2	3	255	210	49	28	5	4	81		3	1								1		693	
Minnesota.....	1	4	2	10	3	11	2	2	5	837	1			2		1			2		1				10	1,043	
North Dakota.....											67	85														42	
South Dakota.....											1	27						1								46	
Kansas.....							11	1	15				12					1								24	
WESTERN																											
Montana.....						1		1			2	4		155				12	3		1					185	
Colorado.....	12	15	4	35	12	10	113	42	41	5	5	3	50	3	408	7	8	44	11	3	2	3			8	1,043	
New Mexico.....	12	7	1	35	14	8	14	8	2	3	1	3	3	4	12	77	1	1	22	10	3	1			2	374	
Utah.....																	1									1	
Wyoming.....	2	1	2	3	1	3	13	4	29	5	12	16	11	69	92	23	26	47	6	2	3	6	4	4	6	448	
California.....	11	8	3	20	10	9	14	7	4	12	4	2	7	3	14	15	14	2	1,884	30	18	7	11	31	34	2,315	
Arizona.....	24	6	12	40	14	6	14	9	3	7	3	5	6	5	8	4	3	1	60	288	4		7		7	692	
Washington.....		1		5	3	2	2	2		2	2	1	1	5	6	1	1	1	14	1	599	43	106	21	17	765	
Idaho.....	1				1	1				1									6			133	3	4	167		
Oregon.....	1			1										1			17				64	222			3	296	
Nevada.....																			1							2	
Total United States.....	926	654	454	2,365	895	605	1,002	378	186	948	153	156	261	255	555	173	74	111	2,046	345	615	201	362	63	156	29,768	
UNITED STATES POSSESSIONS																											
Philippine Islands.....																										175	175
Porto Rico.....																										286	287
Hawaii.....																										61	61
Canal Zone.....																										20	20
Total United States possessions.....																										542	543
Grand total.....	926	654	454	2,365	895	605	1,002	378	186	948	153	156	261	255	555	173	74	111	2,046	345	615	201	362	63	698	30,311	

NOTE.—139 Allied veterans and 91 miscellaneous beneficiaries not included.

TABLE NO. 22.—Discharges of U. S. Veterans' Bureau patients from all hospitals, by class of disease and results of treatment, showing average days hospitalized, fiscal year 1930

Class of disease	Results of treatment																	
	Recovered or cured						Improved						Unimproved					
	Complete hospitalization			Incomplete hospitalization			Complete hospitalization			Incomplete hospitalization			Complete hospitalization			Incomplete hospitalization		
	Cases	Average days	Per cent	Cases	Average days	Per cent	Cases	Average days	Per cent	Cases	Average days	Per cent	Cases	Average days	Per cent	Cases	Average days	Per cent
Abnormalities and congenital malformations.....	8	26.3	6.67	1	54.0	0.83	61	67.7	50.83	5	55.4	4.17	11	45.0	9.17	2	50.0	1.67
Blood and blood-forming organs.....	4	91.3	1.35				187	74.0	62.96	14	43.2	4.71	5	46.6	1.68	11	27.6	3.70
Bones and cartilages.....	288	79.5	11.84	7	121.1	.29	1,528	73.3	62.83	233	69.1	9.58	93	50.6	3.82	36	57.8	1.48
Circulatory system.....	93	33.3	1.86	3	40.7	.06	2,897	61.9	57.84	262	73.3	5.23	204	59.5	4.07	111	44.7	2.21
Communicable and infectious diseases.....	173	38.4	17.55	1	40.0	.10	636	49.8	64.50	78	45.9	7.91	21	45.4	2.13	10	70.0	1.02
Constitutional defects.....	2	74.5	.17				353	107.9	30.64	42	80.2	3.64	121	133.9	10.51	57	130.3	4.95
Dental.....	72	24.6	7.15	3	16.0	.30	466	26.0	46.28	59	23.9	5.86	12	29.3	1.19	3	24.7	.30
Digestive system.....	1,676	31.5	13.46	13	43.2	.11	8,244	44.3	66.22	481	53.5	3.86	204	32.6	1.64	131	32.8	1.05
Ear, nose, and throat.....	2,295	14.5	21.26	21	14.6	.19	6,813	22.7	63.11	340	26.9	3.15	105	26.2	.98	44	16.4	.41
Endocrines.....	28	51.8	2.11				897	81.4	67.70	65	71.4	4.91	42	58.8	3.17	35	37.0	2.64
Eye and annexa.....	137	37.9	9.66				761	44.1	53.67	74	45.7	5.22	50	37.4	3.53	25	85.6	1.76
Genito-urinary system.....	285	42.4	7.72	1	81.0	.03	2,348	54.7	63.56	184	54.1	4.98	125	37.7	3.41	72	51.8	1.95
Hernia.....	930	34.2	30.29	3	42.3	.09	1,776	40.5	57.83	46	46.5	1.50	16	25.3	.52	6	19.2	.20
Joints and bursae.....	83	56.2	1.63				3,793	63.9	74.47	308	82.2	6.05	201	58.9	3.95	89	87.1	1.75
Lymphatic system.....	50	40.2	14.66				190	46.6	55.72	26	43.3	7.62	11	21.6	3.23	14	77.0	4.11
Muscles, fascia, tendons, and tendon sheaths.....	49	24.3	6.47	1	20.0	.13	540	40.3	71.24	39	34.8	5.15	15	42.4	2.11	15	63.0	1.98
Nervous diseases (functional).....	12	81.5	.30				1,920	59.6	48.54	126	82.0	3.19	245	48.8	6.19	77	45.6	1.95
Nervous diseases (organic).....	44	42.5	1.79				1,497	78.9	60.95	156	99.4	6.35	215	89.6	8.75	84	146.6	3.42
Obstetrical and gynecological conditions.....	5	24.2	13.16				26	32.9	68.42				1	4.0	2.63			
Parasitic diseases.....	53	37.3	10.52	2	23.5	.40	344	46.7	68.25	44	51.7	8.73	7	67.1	1.39	2	24.0	.40
Poisonings and intoxications.....	40	20.0	10.99	1	6.0	.28	247	34.6	67.86	34	26.6	9.34	3	26.0	.82	7	26.1	1.92
Psychiatric diseases.....	116	150.3	3.66	3	251.3	.09	961	347.1	30.35	308	338.7	9.72	284	321.5	8.97	607	417.2	19.17
Respiratory system.....	182	45.7	3.88				2,780	60.8	59.30	327	96.5	6.97	232	71.1	4.95	126	85.5	2.69
Skin and its appendages.....	144	40.4	9.69	2	44.5	.14	1,036	53.9	69.72	112	54.7	7.54	42	34.8	2.83	29	72.5	1.95
Tuberculosis, pulmonary.....							1,263	414.3	11.57	2,380	270.4	21.80	256	367.3	2.34	2,242	210.4	20.53
Tuberculosis, other than pulmonary.....	3	168.7	.54				208	170.5	37.41	95	250.5	17.08	35	46.6	6.30	64	130.9	11.51
Tumors.....	222	39.5	9.90	2	19.5	.09	1,037	43.0	46.25	90	81.6	4.02	123	43.2	5.49	94	48.5	4.19
Veneral diseases.....	38	72.7	1.35	5	54.2	.18	1,931	75.4	68.45	309	65.8	10.95	103	56.5	3.65	93	49.5	3.30
Miscellaneous.....	471	37.7	10.48	9	77.9	.20	1,638	52.5	36.44	218	60.0	4.85	81	56.0	1.80	33	63.9	.73
Total.....	7,508	32.6	8.39	78	52.8	.09	46,378	67.8	51.87	6,455	155.9	7.22	2,865	111.4	3.21	4,119	196.9	4.61

NOTE.—Incomplete hospitalizations are the patients discharged to out-patient office or home treatment; transferred to other hospitals for further treatment; against advice of medical officer; left without permission and for disciplinary reasons.

TABLE NO. 22.—Discharges of U. S. Veterans' Bureau patients from all hospitals, by class of disease and results of treatment, showing average days hospitalized, fiscal year 1930—Continued

Class of disease	Results of treatment															Grand total	
	Condition not stated						Died			Total							
	Complete hospitalization			Incomplete hospitalization			Complete hospitalization			Complete hospitalization			Incomplete hospitalization				
	Cases	Average days	Per cent	Cases	Average days	Per cent	Cases	Average days	Per cent	Cases	Average days	Per cent	Cases	Average days	Per cent	Cases	Average days
Abnormalities and congenital malformations.....	25	19.1	20.83	6	13.8	5.00	1	25.0	0.83	106	50.3	88.33	14	36.7	11.67	120	48.8
Blood and blood-forming organs.....	23	14.3	7.75	10	15.5	3.37	43	67.0	14.48	282	67.4	88.22	35	30.4	11.78	297	63.0
Bones and cartilages.....	157	16.1	6.46	39	11.8	1.60	51	46.6	2.10	2,117	68.3	87.05	315	61.9	12.95	2,432	67.4
Circulatory system.....	700	18.3	13.97	108	11.2	2.16	631	58.0	12.60	4,525	53.9	90.34	484	52.7	9.66	5,009	53.8
Communicable and infectious diseases.....	17	15.6	1.72	7	4.3	.71	43	54.8	4.36	890	47.1	90.26	96	45.4	9.74	986	46.9
Constitutional defects.....	513	26.4	44.53	51	17.5	4.43	13	338.8	1.13	1,002	72.3	86.98	150	77.9	13.02	1,152	73.0
Dental.....	296	17.0	29.39	96	13.6	9.53				846	22.8	84.01	161	17.6	15.99	1,007	22.0
Digestive system.....	1,136	18.0	9.13	321	13.0	2.58	243	39.3	1.95	11,503	39.5	92.40	946	36.7	7.60	12,449	39.3
Ear, nose, and throat.....	766	15.1	7.10	385	8.9	3.57	25	59.8	.23	10,005	20.4	92.68	790	17.2	7.32	10,795	20.2
Endocrines.....	178	21.4	13.43	31	12.1	2.34	49	119.6	3.70	1,194	72.6	90.11	131	48.2	9.99	1,325	70.1
Eye and annexa.....	306	19.5	21.58	62	12.1	4.37	3	110.7	.21	1,257	37.3	88.65	161	39.0	11.35	1,418	37.5
Genito-urinary system.....	332	15.5	8.99	70	12.5	1.89	276	50.5	7.47	3,367	48.8	91.15	327	44.8	8.85	3,694	48.9
Hernia.....	157	13.4	5.11	114	9.2	3.71	23	30.2	.75	2,902	36.8	94.50	169	20.3	5.50	3,071	35.5
Joints and bursæ.....	521	16.9	10.23	75	9.0	1.47	23	73.9	.45	4,621	58.3	90.73	472	71.5	9.27	5,093	59.5
Lymphatic system.....	17	17.6	4.98	12	16.2	3.52	21	111.3	6.16	289	47.6	84.75	52	46.1	15.25	341	47.3
Muscles, fasciæ, tendons, and tendon sheaths.....	84	15.7	11.08	12	16.1	1.58	2	17.5	.26	691	36.1	91.16	67	37.6	8.84	758	36.3
Nervous diseases (functional).....	1,499	22.0	37.89	69	15.5	1.74	8	321.3	.20	3,684	44.2	93.12	272	54.8	6.88	3,956	44.9
Nervous diseases (organic).....	315	24.6	12.83	55	12.0	2.24	90	182.6	3.67	2,161	75.6	87.99	295	96.6	12.01	2,456	78.1
Obstetrical and gynecological conditions.....	4	7.3	10.53				2	17.5	5.26	38	27.5	100.00				38	27.5
Parasitic diseases.....	31	12.2	6.15	15	9.7	2.97	6	58.3	1.19	441	43.7	87.50	63	39.9	12.50	504	43.2
Poisonings and intoxications.....	13	20.2	3.57	8	10.8	2.20	11	8.6	3.02	314	31.1	86.26	50	23.6	13.74	364	30.1
Psychiatric diseases.....	299	27.7	9.44	232	10.9	7.33	357	687.6	11.27	2,017	345.1	63.69	1,150	313.8	36.31	3,167	333.7
Respiratory system.....	709	18.0	15.13	76	13.1	1.62	256	40.6	5.46	4,159	52.2	88.72	529	81.9	11.28	4,688	55.5
Skin and its appendages.....	91	14.9	6.12	21	13.2	1.41	9	201.4	.60	1,322	50.1	88.96	164	52.4	11.04	1,486	50.4
Tuberculosis, pulmonary.....	1,751	18.1	16.03	1,110	16.7	10.17	1,917	196.7	17.56	5,187	197.8	47.50	5,732	197.8	52.50	10,919	197.8
Tuberculosis, other than pulmonary.....	74	18.8	13.31	21	22.4	3.78	56	130.0	10.07	376	123.3	67.63	180	181.4	32.37	556	142.1
Tumors.....	194	11.7	8.65	109	14.3	4.86	371	80.2	16.55	1,947	45.6	86.84	295	45.8	13.16	2,242	45.6
Veneral diseases.....	208	16.8	7.37	84	12.6	2.98	50	49.8	1.77	2,330	68.8	82.59	491	53.5	17.41	2,821	66.1
Miscellaneous.....	1,065	15.8	23.69	925	6.7	20.58	55	73.5	1.23	3,310	39.0	73.64	1,185	18.6	26.36	4,495	33.6

Under observation, disease not found:

Tuberculosis, pulmonary.....	452	19.6	98.26	8	18.9	1.74				452	19.6	98.26	8	18.9	1.74	460	19.6
Neuropsychiatric diseases.....	154	22.2	97.47	4	22.3	2.53				154	22.2	97.47	4	22.3	2.53	158	22.2
General diseases.....	142	14.1	97.26	4	14.0	2.74				142	14.1	97.26	4	14.0	2.74	146	14.1
Special examination only:																	
Tuberculosis, pulmonary.....	1	30.0	100.00							1	30.0	100.00				1	30.0
Neuropsychiatric diseases.....	15	9.5	100.00							15	9.5	100.00				15	9.5
General diseases.....	973	3.4	98.68	13	4.6	1.32				973	3.4	98.68	13	4.6	1.32	986	3.4
Total.....	13,218	17.5	14.79	4,153	12.0	4.64	4,635	168.8	5.18	74,600	63.3	83.44	14,805	126.4	16.56	89,405	73.7

NOTE.—Incomplete hospitalizations are the patients discharged to out-patient office or home treatment; transferred to other hospitals for further treatment; against advice of medical officer; left without permission and for disciplinary reasons.

TABLE NO. 23.—Movement of patient population, fiscal year 1930

United States veterans' hospitals (number and location)	Admissions		Discharges												Patients remaining under treatment June 30, 1930						
			Disposition of incomplete hospitalizations																		
			Hospitalization complete		To out-patient office or home treatment		Transferred to other hospitals for further treatment		Discharged against advice of medical officer in charge		Left without permission		Discharged for disciplinary reasons		Total						
	First admission	Readmission	Admission by transfer	Total	Patients	Average days	Patients	Average days	Patients	Average days	Patients	Average days	Patients	Average days	Patients	Average days	Surgical operations	Pulmonary tuberculosis	Neuropsychiatric	General	Total
21. Palo Alto, Calif.	106	128	57	291	224	192.4	1	159.0	12	245.7	16	147.3	15	488.9	268	208.6	88	2	821	36	859
22. Alexandria, La.	505	684	88	1,277	739	40.4			3	84.7	128	43.5	43	68.7	3	35.0	916	42.3	225	132	91
23. Washington, D. C.	419	1,092	64	1,575	1,502	36.8	1	38.0	41	38.3	31	20.5	18	11.9	11	33.4	1,604	36.2	312	1	7
24. Waukesha, Wis.	710	506	2	1,218	1,141	60.0	1	414.0	17	231.2	23	37.5	23	21.4	7	84.4	1,212	61.7	743	1	9
25. Perry Point, Md.	170	240	14	424	353	278.6			13	666.8	28	28.6	19	388.4	3	133.0	416	277.9	46	3	979
26. Atlanta, Ga.									1	210.0						1	210.0				
27. Philadelphia, Pa.	27	33	17	77	53	508.6			4	624.8	12	481.8	13	439.1			82	499.4	16		392
28. Whipple, Ariz.	422	805	14	1,241	754	101.5	3	339.0	38	256.0	130	239.1	232	172.3	48	158.5	1,215	137.4	385	275	21
29. Tucson, Ariz.	52	331	13	396	255	178.2	13	212.4	43	358.0	36	107.4	62	132.6	1	21.0	420	184.5	417	180	1
30. Boise, Idaho	540	477	2	1,019	828	49.1			16	107.0	90	38.3	47	72.7	10	96.0	991	50.7	524	24	27
31. Dwight, Ill.	803	602	1	1,406	1,276	42.8	2	38.5	24	67.9	15	23.3	38	22.4	3	39.7	1,358	42.4	380	5	19
32. Fort Bayard, N. Mex.	126	372	37	535	241	239.7	4	304.8	32	220.6	63	155.0	160	158.4	17	110.3	517	199.3	700	313	7
33. Knoxville, Iowa	95	54	22	171	35	539.9			41	666.5	7	246.7	10	107.9		56	506.6	1	682	9	691
34. Oteen, N. C.	352	487	120	959	650	157.8	4	406.8	33	405.2	141	265.3	182	225.6	7	294.4	1,017	194.8	375	494	48
35. Augusta, Ga.	92	125	20	237	129	237.9			4	357.0	35	125.4	16	338.6		184	227.8	7	6	590	11
36. Lake City, Fla.	1,130	1,151	11	2,292	1,909	41.6	7	94.4	70	47.8	163	15.1	17	54.1	37	32.4	2,203	39.9	984	2	61
37. Kansas City, Mo.	687	613	38	1,338	1,170	45.9	4	159.8	53	166.8	40	54.0	58	40.1	10	38.8	1,335	51.0	667	20	28
38. Fort Harrison, Mont.	520	534	5	1,059	879	59.6			11	90.2	86	66.2	34	70.9	12	106.3	1,022	61.4	299	24	19
39. Gulfport, Miss.	160	215	17	392	303	150.1			7	289.9	24	91.5	32	248.2	2	91.5	368	157.1	47		408
40. Edward Hines, Jr., Hines, Ill.	1,685	1,999	88	3,772	3,242	84.0	4	130.3	68	212.2	142	68.4	210	109.8	62	131.7	3,728	88.1	1,864	205	152
41. Portland, Oreg.	1,391	885	10	2,286	2,092	36.4	1	31.0	26	92.3	72	30.6	51	30.7		2,242	36.8	1,565	15	83	
42. North Little Rock, Ark.	91	164	62	317	161	319.2			6	602.2	14	298.9	36	281.1		217	319.4	22	1	726	18
43. Outwood, Ky.	428	616	43	1,087	530	61.3	3	106.3	44	222.8	245	138.4	234	154.4	7	123.3	1,063	108.2	66	315	40
44. Fort Lyon, Colo.	411	361	35	807	477	94.9			27	323.7	118	158.1	115	188.9	8	229.6	745	126.2	629	251	10

1. Bronx, N. Y.	121	193	75	389	256	251.3			8	766.0	22	87.7	13	117.7	299	247.3	28	945	37	982
2. Algiers, La.	143	147		290	441	62.6			81	316.4	35	70.2	14	155.9	573	101.0	121			
3. Walla Walla, Wash.	373	314	7	694	486	85.9	1	270.0	12	134.5	71	235.0	62	210.9	35	192.5	667	120.2	302	128
4. Sheridan, Wyo.	60	67	15	142	96	442.0			12	877.7	9	86.3	10	429.9	127	457.0	10	3	435	10
5. Memphis, Tenn.	1,600	1,447	4	3,051	2,423	38.0	2	11.0	105	44.9	317	15.8	126	17.6	70	41.3	3,043	35.1	2,396	21
6. Rutland Heights, Mass.	175	348	92	615	336	172.5	7	195.6	115	239.7	72	128.1	35	227.1	577	188.0	225	378		10
7. Muskogee, Okla.	1,596	1,267	18	2,881	2,442	42.1	4	93.8	71	150.3	107	32.1	169	33.3	57	52.4	2,850	44.2	1,450	15
8. Tuskegee, Ala.	592	382	21	995	781	115.2	5	145.8	3	293.0	94	43.9	95	161.4	12	193.8	990	114.5	724	112
9. Jefferson Barracks, Mo.	690	536	9	1,205	907	81.3			37	155.2	66	55.2	97	55.0	33	140.4	1,140	81.6	507	33
10. Legion, Tex.	238	334	45	617	336	143.8	10	259.7	20	240.7	70	239.6	158	183.5	16	291.9	610	174.0	59	335
11. American Lake, Wash.	69	56	18	143	40	893.6			7	256.3	2	21.0	10	726.8		59	760.1	8	1	449
12. Northampton, Mass.	46	53	14	113	33	614.2			47	1,487.4	1	13.0	2	307.5		83	1,094.0	3		537
13. Sunnyside, N. Y.	184	177	7	368	222	397.0	3	274.3	21	300.5	61	242.7	27	202.3	20	193.6	354	337.3	636	356
14. Chillicothe, Ohio.	258	265	4	527	312	107.2			4	61.0	18	125.0	24	250.4	1	1.0	529	116.9	74	2
15. Castle Point, N. Y.	207	272	42	521	267	250.1	8	463.9	28	392.2	40	192.0	153	178.8	24	293.0	350	237.6	80	384
16. Excelsior Springs, Mo.	145	74		219	283	43.5			42	226.0	6	6.5	8	9.5		339	64.7	208		
17. Camp Custer, Mich.	44	60	3	107	65	444.7			5	1,287.6	10	276.8	27	460.9		107	472.5	10		589
18. St. Cloud, Minn.	76	21	123	220	32	551.1			2	107.0	4	25.0	1	597.0		39	475.5	2		499
19. Livermore, Calif.	138	185	12	335	155	301.1	2	597.5	19	264.1	121	314.2	50	164.8	4	105.5	351	283.6	136	265
20. Aspinwall, Pa.	153	138	62	353	139	214.3	4	319.0	33	294.5	46	128.4	115	175.4	12	216.4	349	199.0	82	127
21. San Fernando, Calif.	79	150	23	252	120	235.8	6	363.0	18	286.6	81	244.3	15	69.9	2	179.5	242	234.8	98	198
22. North Chicago, Ill.	18	47	7	72	45	542.1			2	262.0	8	191.0	8	402.6		63	470.9	2	1	653
23. Minneapolis, Minn.	1,171	854	8	2,033	1,706	70.4	7	272.0	78	137.7	98	136.2	95	134.5	15	81.5	1,999	80.1	1,265	184
24. Bedford, Mass.	56	22	85	163	20	254.5			1	8.0	4	296.3				25	251.3	1		479
25. Northport, Long Island, N. Y.	48	33	22	103	76	230.8			16	323.9	6	216.8	1	11.0		99	242.8	16		940
26. Fargo, N. Dak.	351	152		503	476	26.1	1	12.0	5	32.8	3	5.7	6	37.8	1	8.0	492	26.1	394	6
27. Diagnostic Center, Cincinnati, Ohio.	137	558	16	711	709	14.3			3	17.3						712	14.3	3		
28. Diagnostic Center, Palo Alto, Calif.	120	276	29	425	385	25.3			23	31.0	11	11.2	4	19.0		423	25.2	56	6	13
Total, veterans' hospitals.	19,780	20,902	1,541	42,223	32,552	83.2	108	240.2	1,311	266.3	3,082	123.1	3,031	148.5	587	129.1	40,671	98.1	19,259	4,803
Marine hospitals.	3,317	2,677	2	5,996	5,035	32.7	20	37.6	147	64.0	282	23.2	197	23.2	37	33.0	5,718	32.7	4,461	33
Army hospitals.	6,046	5,524	67	11,637	9,691	54.0	38	163.5	293	128.1	597	125.7	864	60.2	106	72.0	11,589	60.5	7,205	458
Naval hospitals.	13,863	10,633	14	24,510	21,593	39.0	9	21.2	673	49.9	713	18.1	801	29.3	234	63.6	24,023	38.6	10,441	97
Interior Department (Elizabethtown, Washington).	14	15	1	30	61	277.8			21	531.5							81,341.3		1	346
National soldiers' homes.	2,304	1,734	47	4,085	2,990	88.6	8	436.3	51	556.5	457	128.7	411	153.8	46	163.5	3,963	107.6	1,250	448
State hospitals.	91	236	4	331	125	432.4			111	464.1	6	104.8	5	232.8			247	434.7	2	1,095
Civil hospitals.	1,491	1,756	56	3,303	2,608	59.3	8	880.4	258	133.0	191	161.4	103	122.9	18	154.0	3,186	76.0	714	432
Grand total.	46,906	43,477	1,732	92,115	74,600	63.3	191	228.5	2,846	192.2	5,328	105.9	5,412	112.2	1,028	106.8	89,405	73.7	43,330	6,274

TABLE NO. 24.—Discharges of United States Veterans' Bureau patients from all hospitals by results of treatment and type of disease treated, fiscal year 1930

Results of treatment	Type of patient											
	Pulmonary tuberculosis			Neuropsychiatric			General			Total		
	Cases	Average days	Per cent	Cases	Average days	Per cent	Cases	Average days	Per cent	Cases	Average days	Per cent
Hospitalization complete:												
Patients discharged—												
Recovered or cured.....				202	108.3	1.65	7,301	30.5	11.10	7,503	32.6	8.39
Arrested.....	376	539.9	3.30							376	539.9	.42
Apparently arrested.....	95	317.1	.83							95	317.1	.11
Quiescent.....	102	399.5	.90							102	399.5	.11
Improved.....	690	361.4	6.06	5,628	120.3	46.02	39,487	49.2	60.01	45,805	62.6	51.23
Unimproved.....	256	367.3	2.25	907	155.7	7.42	1,703	49.3	2.59	2,866	111.4	3.21
Died.....	1,917	196.7	16.85	517	531.5	4.23	2,201	59.3	3.35	4,635	168.8	5.18
Condition not stated.....	2,204	18.4	19.37	2,973	23.5	24.31	8,041	15.1	12.22	13,218	17.5	14.79
Total.....	5,640	183.5	49.56	10,227	115.9	83.63	58,733	42.6	89.27	74,600	63.3	83.44
Hospitalization incomplete:												
Patients discharged—												
Apparently recovered or cured.....				3	251.3	.03	75	44.8	.11	78	52.8	.06
Improved.....	2,380	270.4	20.91	697	198.2	5.70	3,378	66.5	5.13	6,455	155.9	7.22
Unimproved.....	12,242	210.4	19.70	860	323.0	7.03	1,017	60.7	1.55	4,119	196.9	4.61
Condition not stated.....	1,118	16.7	9.83	442	12.7	3.61	2,593	9.8	3.94	4,153	12.0	4.64
Total.....	5,740	197.6	50.44	2,002	211.0	16.37	7,063	44.6	10.73	14,805	126.4	16.56
Grand total.....	11,380	190.6	100.00	12,229	131.4	100.00	65,796	42.8	100.00	89,405	73.7	100.00

¹ Includes 109 terminal cases discharged with unfavorable prognosis.

TABLE NO. 25.—Comparison of principal causes of death of United States Veterans' Bureau patients in all hospitals, fiscal years 1925-1930

Cause of death ¹	Fiscal year of death					
	1925	1926	1927	1928	1929	1930
General diseases:						
Typhoid fever.....	1	2	2	1	5	2
Malaria.....				1		3
Scarlet fever.....				1		1
Diphtheria and croup.....		1	1	2	12	2
Influenza.....	4		2	4	2	3
Dysentery.....				1	2	1
Leprosy.....			1			
Yellow fever.....		3	3	3	5	4
Erysipelas.....			1	1		
Other epidemic diseases.....	18	24	31	30	36	35
Purulent infection and septicemia.....		1	1			
Tetanus.....	2	6	5	9	9	9
Pellagra.....		1	2	3	3	5
Mycoses.....			1			
Beriberi.....	1,680	1,850	1,733	1,753	1,623	1,582
Tuberculosis of the lungs.....	92	110	131	178	258	330
Acute miliary tuberculosis.....	17	26	29	27	32	26
Tuberculous meningitis.....	6	14	13	11	9	19
Abdominal tuberculosis.....	11	14	12	8	12	10
Pott's disease.....	2	1	3	1	5	2
White swellings.....	13	8	6	15	9	12
Tuberculosis of other organs.....	19	3	4	2	1	4
Disseminated tuberculosis.....	1					
Rickets.....	13	23	21	21	40	41
Syphilis.....			1			
Gonococcus infection.....	6	7	10	16	23	31
Cancer and other malignant tumors of the buccal cavity.....	27	35	46	64	75	119
Cancer and other malignant tumors of the stomach, liver.....						
Cancer and other malignant tumors of the peritoneum, intestines, rectum.....	12	14	29	36	42	42
Cancer and other malignant tumors of the female genital organs.....			1	5	1	2
Cancer and other malignant tumors of the breast.....					1	
Cancer and other malignant tumors of the skin.....		2	5	3	5	11
Cancer and other malignant tumors of other organs, or of organs not specified.....	47	76	98	96	140	147
Other tumors (tumors of the female genital organs excepted).....	2	1	1		4	3
Acute articular rheumatism.....		3	2	2	3	3
Chronic rheumatism and gout.....	11	13	16	22	22	24
Diabetes.....	2	5	2	3		6
Exophthalmic goiter.....		2	1	1	2	8
Addison's disease.....	12	20	22	20	28	36
Leukemia.....	14	22	17	18	20	22
Anemia.....	5	6	10	6	3	5
Other general diseases.....	3	10	5	6	3	12
Alcoholism (acute or chronic).....					2	
Other chronic poisonings.....						
Diseases of the nervous system and of the organs of special sense:						
Encephalitis.....	15	10	11	14	23	24
Simple meningitis.....	10	12	21	23	25	31
Locomotor ataxia.....	2	3	1	4	1	3
Other diseases of the spinal cord.....	14	14	19	18	27	24
Cerebral hemorrhage, apoplexy.....	28	42	56	59	71	68
Softening of the brain.....	1				1	
Paralysis without specified cause.....	2	2	10	7	11	11
General paralysis of the insane.....	117	149	121	124	116	135
Other forms of mental alienation.....	44	31	18	11	17	19
Epilepsy.....	13	7	9	14	11	9
Convulsions (nonpuerperal).....	1	2			1	
Chorea.....				1		1
Neuralgia and neuritis.....					1	
Other diseases of the nervous system.....	10	21	20	24	31	40
Diseases of the eyes and their annexa:				1		
Diseases of the circulatory system:						
Pericarditis.....	2	10	6	5	13	11
Acute endocarditis.....	14	19	23	32	36	52
Organic diseases of the heart.....	158	210	257	318	418	455
Angina pectoris.....	1	1	6	6	4	5
Diseases of the arteries, atheroma, aneurysm, etc.....	16	26	45	61	86	112
Embolism and thrombosis.....	7	18	19	22	30	37
Diseases of the veins (varices, hemorrhoids, phlebitis, etc.).....		1	1	1	4	3
Diseases of the lymphatic system (lymphangitis, etc.).....	2	1			4	1
Hemorrhage; other diseases of the circulatory system.....	6	10	5	8	6	10
Diseases of the respiratory system:						
Diseases of the nasal fossa.....			1			
Diseases of the larynx.....					1	2
Diseases of the thyroid body.....			2	2	5	9
Acute bronchitis.....	2	1			1	
Chronic bronchitis.....		4	4	8	5	4

¹ Causes of death classified according to second revision of International List of Causes of Death.

TABLE NO. 25.—Comparison of principal causes of death of United States Veterans' Bureau patients in all hospitals, fiscal years 1925-1930—Continued

Cause of death	Fiscal year of death					
	1925	1926	1927	1928	1929	1930
Diseases of the respiratory system—Continued.						
Bronchopneumonia	37	49	68	75	135	117
Pneumonia	50	79	87	100	151	147
Pleurisy	10	7	12	12	24	17
Pulmonary congestion, pulmonary apoplexy	10	24	27	25	26	29
Gangrene of the lung		5	1	5	1	3
Asthma	4	1	5	10	6	7
Pulmonary emphysema			1		1	1
Other diseases of the respiratory system (tuberculosis excepted)	24	21	24	18	38	41
Diseases of the digestive system:						
Diseases of the mouth and annexe	1	2	2	1	2	1
Diseases of the pharynx			2	2	3	5
Diseases of the esophagus			1		1	2
Ulcer of the stomach	12	5	8	6	10	9
Other diseases of the stomach (cancer excepted)	3	6	15	11	6	18
Diarrhea and enteritis	6	11	14	18	25	36
Intestinal parasites	1					
Appendicitis and typhlitis	9	10	6	14	25	31
Hernia, intestinal obstruction	13	10	18	21	17	34
Other diseases of the intestines	8	8	5	4	13	10
Acute yellow atrophy of the liver		1	3	2	3	
Cirrhosis of the liver	5	10	17	20	24	33
Biliary calculi	1	2	3		2	1
Other diseases of the liver	5	12	9	23	27	19
Diseases of the spleen			1	2	1	1
Simple peritonitis (nonpuerperal)	21	25	21	24	45	45
Other diseases of the digestive system (cancer and tuberculosis excepted)	3	3	2	8	5	8
Nonvenereal diseases of the genitourinary system and annexe:						
Acute nephritis	22	8	15	11	22	18
Bright's disease	64	112	129	159	207	216
Other diseases of the kidneys and annexe	5	10	11	13	24	21
Diseases of the bladder		3	3	6	4	8
Calculi of the urinary passages	1		3	4		5
Diseases of the urethra, urinary abscess, etc.		2	1	2	3	3
Diseases of the prostate			1	6	6	24
Uterine hemorrhage (nonpuerperal)						2
The puerperal state: Accidents of pregnancy	1					
Diseases of the skin and of the cellular tissue:						
Gangrene	1	4	5	3	9	3
Furuncle	1					
Acute abscess	2	2	1	6	4	5
Other diseases of the skin and annexe	1		1	1	3	7
Diseases of the bones and of the organs of locomotion:						
Diseases of the bones (tuberculosis excepted)	2	4	5	4	5	9
Diseases of the joints (tuberculosis and rheumatism excepted)		1	1		3	4
Other diseases of the organs of locomotion				2		
Old age: Senility			1	6	2	5
External causes:						
Suicide by poison	1	3		1	1	2
Suicide by asphyxia		1	1			1
Suicide by hanging or strangulation	5	8	8	5	1	7
Suicide by drowning	1	2	1	1		
Suicide by firearms	1	3		5	3	1
Suicide by cutting or piercing instruments	3	3	2	2	2	2
Suicide by jumping from high places		1	1	2	1	3
Suicide by crushing	2		1		1	1
Other suicides	4	5	2	5	1	2
Poisoning by food						1
Acute poisonings	7	6	6	6	6	4
Burns (conflagration excepted)		3			4	2
Accidental drowning	1	1		1	2	
Absorption of deleterious gases (conflagration excepted)	1	2	1	1	2	1
Traumatism by firearms	1	3	2		1	
Traumatism by cutting or piercing instruments	1		1			
Traumatism by fall		1	2	2	3	2
Traumatism by crushing (vehicles, railways, landslides, etc.)		7	4	1	5	2
Starvation			1	1		
Effects of heat						
Homicide by firearms	3		1	1		
Homicide by cutting or piercing instruments	1		1	1	1	
Homicide by other means	1				1	
Fractures, cause not specified	2	7	5	4	2	4
Other external violence	5	7	8	5	3	12
Ill-defined diseases:						
Cause of death not specified, or ill defined	19	15	24	24	15	15
Total	2,866	3,412	3,523	3,831	4,327	4,635

COMPENSATION TABLES

TABLE No. 26.—Summary of regional activities

Regional offices	Status of compensation claims as of June 30, 1930					Adjudications of compensation claims, fiscal year 1930	Medical treatment and examinations during fiscal year 1930			
	Active	Disallowed	Terminated	Pending	Total		Individuals treated	Treatments	Individuals examined	Examinations
Albuquerque, N. Mex.	2,889	2,449	673	101	6,112	3,779	7,242	11,531	7,817	9,445
Atlanta, Ga.	6,325	13,117	2,851	644	22,937	8,552	1,932	4,958	7,208	21,070
Baltimore, Md.	3,510	4,336	1,638	145	9,629	3,376	2,848	14,980	2,692	12,169
Birmingham, Ala.	5,250	11,993	2,458	703	20,404	7,721	1,882	4,238	5,243	14,568
Boston, Mass.	12,402	18,517	7,310	1,677	39,906	14,132	24,295	85,265	12,947	37,399
Buffalo, N. Y.	6,830	6,343	2,750	1,627	16,550	6,239	6,761	19,446	7,024	13,207
Burlington, Vt.	862	960	298	176	2,296	763	749	2,309	611	1,546
Casper, Wyo.	846	1,283	313	38	2,480	830	131	677	467	1,228
Charleston, W. Va.	2,932	5,081	1,092	751	9,856	3,216	234	467	2,865	7,009
Charlotte, N. C.	5,006	7,660	2,220	470	15,356	5,321	284	673	3,798	10,386
Cincinnati, Ohio.	8,303	10,129	5,472	2,378	26,282	10,207	2,949	8,320	4,947	18,927
Cleveland, Ohio.	8,256	7,910	2,976	2,784	21,926	8,418	5,117	12,864	6,351	22,413
Columbia, S. C.	2,584	5,394	864	358	9,200	3,960	503	751	3,064	13,320
Dallas, Tex.	5,201	7,666	1,541	589	14,997	5,059	1,250	5,988	4,540	25,721
Denver, Colo.	5,318	5,972	1,988	195	13,473	5,884	6,312	14,520	4,744	17,171
Des Moines, Iowa.	3,594	5,228	2,819	536	12,177	3,924	1,460	6,157	2,757	17,634
Detroit, Mich.	8,520	8,592	4,605	606	22,323	7,783	2,174	6,396	5,294	20,280
Hartford, Conn.	3,862	3,019	1,406	287	8,574	3,348	5,817	13,806	4,244	10,650
Indianapolis, Ind.	7,229	8,683	3,378	948	20,238	7,044	6,389	22,024	4,552	15,456
Jackson, Miss.	3,939	8,032	1,668	246	13,885	7,006	1,980	870	2,553	12,213
Jacksonville, Fla.	2,821	3,882	1,349	333	8,385	3,873	91	284	3,723	6,234
Kansas City, Mo.	3,832	7,134	2,713	300	13,979	3,014	1,239	7,974	4,716	18,358
Little Rock, Ark.	5,085	7,956	1,094	789	14,924	6,685	1,599	1,904	4,750	13,533
Los Angeles, Calif.	11,558	8,166	3,470	1,365	24,659	13,150	14,563	22,505	13,128	33,038
Louisville, Ky.	8,928	11,740	3,451	1,132	25,251	9,448	3,120	7,075	6,107	20,084
Manchester, N. H.	987	1,541	425	74	3,027	1,003	1,325	4,081	1,118	2,224
Milwaukee, Wis.	5,810	7,732	4,440	796	18,778	8,854	2,520	16,758	9,010	20,304
Nashville, Tenn.	6,161	12,387	3,074	486	22,108	6,594	149	441	6,947	14,399
Newark, N. J.	6,372	6,674	2,820	463	16,329	5,738	6,844	41,753	5,509	15,162
New Orleans, La.	3,302	8,145	2,043	383	13,873	4,428	3,465	13,699	5,584	13,705
New York, N. Y.	16,709	22,411	10,813	1,740	51,673	21,186	27,447	81,970	21,025	50,512
Oklahoma City, Okla.	6,409	9,160	1,816	633	18,018	9,189	994	3,508	6,011	24,785
Omaha, Nebr.	2,758	4,027	1,411	316	8,512	3,885	627	1,326	2,220	15,174
Philadelphia, Pa.	12,699	16,670	6,242	512	36,123	10,608	15,381	63,321	9,338	22,238
Phoenix, Ariz.	3,219	1,810	413	193	5,635	3,775	3,649	6,999	7,659	9,331
Pittsburgh, Pa.	7,197	7,995	2,310	1,408	18,910	6,363	4,320	13,900	6,943	22,958
Portland, Me.	1,498	2,045	581	119	4,243	2,035	1,307	4,498	1,591	3,649
Providence, R. I.	2,253	2,982	698	273	6,206	2,488	4,865	30,479	2,990	7,478
Reno, Nev.	315	280	51	35	681	335	568	791	479	1,077
Richmond, Va.	3,740	5,395	1,492	320	10,947	3,402	2,627	5,725	4,395	6,639
Salt Lake City, Utah.	1,108	1,659	601	89	3,457	1,090	1,098	3,454	1,345	4,290
San Antonio, Tex.	4,483	5,140	1,355	413	11,391	5,477	1,243	8,822	4,545	15,807
San Francisco, Calif.	7,287	8,586	3,018	730	19,621	9,064	5,729	20,745	17,563	44,977
Seattle, Wash.	3,648	5,394	2,217	134	11,393	4,687	1,151	12,530	5,183	15,383
Sioux Falls, S. Dak.	1,705	2,513	606	339	5,163	1,390	173	654	1,543	8,943
St. Louis, Mo.	5,163	7,201	3,360	568	16,292	4,797	5,279	25,093	6,072	22,399
Washington, D. C.	3,817	7,971	2,684	278	14,750	6,741	10,040	41,138	23,357	32,363
Wichita, Kans.	2,669	3,871	1,534	357	8,631	3,036	1,626	2,548	2,927	13,220
U. S. Veterans' Bureau offices:										
Boise, Idaho.	998	2,116	484	28	3,626	1,460	185	957	1,297	2,604
Fargo, N. Dak.	1,344	1,950	572	137	4,003	1,386	250	995	1,446	6,206
Fort Harrison, Mont.	2,294	2,385	608	187	5,474	2,711	1,290	6,405	2,584	5,319
Hines, Ill.	16,054	24,817	12,638	2,376	55,885	21,128	9,806	42,212	15,173	48,552
Minneapolis, Minn.	9,260	10,950	4,192	1,269	25,671	10,314	6,016	35,897	16,718	84,793
Portland, Oreg.	2,828	4,068	1,330	220	8,446	4,744	2,014	5,144	6,388	20,010
Total	278,269	379,117	134,225	33,054	824,665	320,630	220,619	771,725	322,642	947,558

REPORT OF UNITED STATES VETERANS' BUREAU

TABLE NO. 27.—Number of compensation death and disability claims received, by fiscal years, from October 1, 1917, to June 30, 1930

Date	Death claims	Disability claims	Total	Date	Death claims	Disability claims	Total
Total to June 30, 1918.	12,025	8,936	20,961	Fiscal year ended June 30—			
1919.....	127,762	94,937	222,699	1926.....	8,516	24,987	33,503
1920.....	12,242	179,546	191,788	1927.....	6,045	29,772	35,817
1921.....	4,445	207,638	212,083	1928.....	278	28,274	28,552
1922.....	4,343	186,675	191,018	1929.....	271	30,796	31,067
1923.....	4,222	75,059	79,281	1930.....	885	58,912	59,797
1924.....	4,576	35,901	40,477	Grand total.....	192,303	998,364	1,190,667
1925.....	6,693	36,931	43,624				

TABLE NO. 28.—Number of compensation death and disability awards, by fiscal years, from October 1, 1917, to June 30, 1930

Date	Original death awards	Original disability awards	Disability changed to death	Total original awards
Total to June 30, 1918.	1,664	1,156		2,820
Fiscal year ended June 30—				
1919.....	23,225	27,128		50,353
1920.....	19,657	156,121	721	175,778
1921.....	5,764	98,905	1,628	104,669
1922.....	4,734	72,402	1,482	77,136
1923.....	2,532	32,827	3,399	35,359
1924.....	2,011	13,251	2,939	15,262
1925.....	4,995	23,886	3,356	28,881
1926.....	9,175	17,605	4,913	26,780
1927.....	2,303	13,126	3,514	15,429
1928.....	1,890	12,262	3,370	14,152
1929.....	1,794	12,506	2,871	14,300
1930.....	2,447	14,001	3,004	16,448
Grand total.....	82,191	495,176	31,197	577,367

TABLE NO. 29.—Gross number of compensation awards on which payments have been terminated, analyzed as to reasons for terminations during fiscal year 1930

Reason	Number terminated during fiscal year 1930			Reason	Number terminated during fiscal year 1930		
	Death	Disability	Total		Death	Disability	Total
Claim withdrawn.....	1	35	36	Guardianship.....	123	1,023	1,146
Disability less than 10 per cent.....		2,440	2,440	Misconduct.....		1	1
Not dependent.....	182		182	Payee dead.....	2,143	1,609	3,752
Unable to locate.....	11	533	544	Child of age.....	18		18
Not result of service.....	1	387	388	Marital status.....	851	310	1,161
Not eligible.....	5	6	11	Emergency officers' retirement fund.....		1,544	1,544
Dishonorable discharge.....		3	3	Reenlisted.....		32	32
Failure to cooperate.....	13	1,204	1,217	Miscellaneous.....	97	2,237	2,334
Retired.....		37	37	Total.....	3,460	11,401	14,861
Education completed or discontinued.....	15		15				

TABLE No. 30.—*Compensation—active disability awards; comparative analysis of type of major disability, by extent of disability, as of June 30, 1923-1930*

NEUROPSYCHIATRIC DISEASES

Date	Temporary partial				Temporary total				Permanent partial				Permanent total ¹				Total			
	Number	Per cent	Monthly payment	Average monthly payment	Number	Per cent	Monthly payment	Average monthly payment	Number	Per cent	Monthly payment	Average monthly payment	Number	Per cent	Monthly payment	Average monthly payment	Number	Per cent	Monthly payment	Average monthly payment
June 30—																				
1923	15,801	8.63	\$319,650	\$20.23	6,247	3.41	\$521,340	\$83.45	1,055	0.58	\$36,790	\$34.87	5,153	2.81	\$514,750	\$99.89	28,256	15.43	\$1,392,530	\$49.28
1924	15,371	8.59	315,375	20.52	5,288	2.95	443,200	83.81	4,545	2.54	133,075	29.28	6,899	3.85	689,805	99.99	32,103	17.93	1,581,455	49.26
1925	21,052	9.95	431,603	20.50	7,230	3.42	594,450	82.22	7,157	3.38	206,575	28.86	9,406	4.44	785,075	83.47	44,845	21.19	2,017,705	44.99
1926	20,807	9.19	563,485	27.08	5,921	2.61	459,450	77.60	9,831	4.34	322,085	32.76	13,214	5.84	975,325	73.81	49,773	21.98	2,320,345	46.62
1927	20,789	8.53	735,110	35.35	4,466	1.84	350,980	78.59	11,506	4.72	433,320	37.66	15,904	6.53	1,195,565	75.17	52,665	21.62	2,714,985	51.55
1928	21,639	8.40	810,542	37.45	3,570	1.39	290,525	81.38	12,669	4.92	482,363	38.07	17,080	6.63	1,317,171	77.12	54,958	21.34	2,900,601	52.78
1929	22,356	8.53	851,084	38.07	3,376	1.29	272,406	80.69	12,730	4.86	483,116	37.95	17,743	6.76	1,389,971	78.34	56,205	21.44	2,996,577	53.32
1930	24,097	8.62	930,599	38.62	3,475	1.25	288,719	83.08	13,548	4.84	529,541	39.09	18,727	6.70	1,494,283	79.79	59,847	21.41	3,243,142	54.19

TUBERCULOSIS

June 30—																				
1923	18,221	9.95	\$630,400	\$34.60	16,544	9.04	\$1,437,070	\$86.86	314	0.17	\$6,000	\$19.11	6,472	3.54	\$648,060	\$100.13	41,551	22.70	\$2,721,530	\$65.50
1924	16,774	9.37	569,780	33.97	12,278	6.86	1,079,140	87.89	2,685	1.50	39,425	14.88	7,302	4.11	739,695	100.47	39,099	21.84	2,428,040	62.10
1925	16,339	7.72	545,375	33.38	14,824	7.00	1,312,175	88.52	5,515	2.61	81,990	14.87	9,101	4.33	934,025	101.96	45,839	21.66	2,873,565	62.69
1926	13,702	6.05	504,545	36.82	11,853	5.23	1,066,280	89.96	12,019	5.31	201,960	16.80	10,576	4.67	1,085,650	102.65	48,150	21.26	2,858,435	59.37
1927	6,036	2.48	336,400	55.73	9,418	3.86	855,845	90.87	31,040	12.74	1,477,120	47.59	11,254	4.62	1,101,000	103.16	57,748	23.70	3,830,365	66.33
1928	4,516	1.75	283,192	62.71	6,642	2.58	604,809	91.06	38,701	15.03	1,904,379	49.21	10,831	4.21	1,113,442	102.80	60,690	23.57	3,905,822	64.36
1929	6,545	2.50	396,504	60.58	4,806	1.83	441,353	91.83	35,371	13.49	1,749,507	49.46	9,813	3.75	1,013,552	103.29	56,535	21.57	3,600,916	63.69
1930	6,695	2.40	408,424	61.00	4,226	1.51	393,910	93.21	34,892	12.48	1,734,307	49.71	9,785	3.50	1,015,011	103.73	55,598	19.89	3,551,652	63.88

¹ Includes double permanent total cases.² Includes 23,517 cases receiving statutory award of \$50 for arrested tuberculosis that are rated "no disability."

TABLE NO. 30.—*Compensation—active disability awards; comparative analysis of type of major disability, by extent of disability, as of June 30, 1923–1930—Continued*

GENERAL MEDICAL AND SURGICAL CONDITIONS																				
Date	Temporary partial				Temporary total				Permanent partial				Permanent total ¹				Total			
	Num-ber	Per-cent	Monthly payment	Average monthly payment	Num-ber	Per-cent	Monthly payment	Average monthly payment	Num-ber	Per-cent	Monthly payment	Average monthly payment	Num-ber	Per-cent	Monthly payment	Average monthly payment	Num-ber	Per-cent	Monthly payment	Average monthly payment
June 30—																				
1923.....	85,660	46.79	\$1,405,075	\$16.40	6,271	3.42	\$537,790	\$85.76	19,189	10.48	\$524,285	\$27.32	2,163	1.18	\$221,680	\$102.49	113,288	61.87	\$2,688,830	\$23.74
1924.....	51,194	28.59	898,570	17.55	4,414	2.47	382,735	\$6.71	49,746	27.78	1,095,945	22.03	2,481	1.39	261,625	105.45	107,835	60.23	2,638,775	24.47
1925.....	44,241	20.90	850,855	19.23	4,541	2.14	398,060	\$7.66	68,886	32.54	1,472,610	21.38	3,312	1.57	372,875	112.58	120,960	57.15	3,094,400	25.58
1926.....	38,367	16.94	931,555	24.28	4,165	1.84	371,775	\$9.26	81,668	36.06	1,974,655	24.18	4,361	1.92	491,975	112.81	128,561	56.76	3,760,960	29.32
1927.....	37,479	15.39	1,075,670	28.70	4,048	1.66	367,820	\$9.86	86,641	35.57	2,433,590	28.09	5,080	2.06	569,365	113.19	133,198	54.68	4,446,445	33.38
1928.....	40,290	15.65	1,197,122	29.71	3,851	1.49	351,670	\$1.32	92,351	36.86	2,607,593	28.24	5,396	2.09	611,500	113.32	141,888	55.09	4,767,885	33.60
1929.....	43,708	16.67	1,290,418	29.52	3,677	1.40	339,168	\$2.24	96,447	36.79	2,693,662	27.93	5,566	2.13	634,817	114.05	149,398	56.99	4,958,065	33.19
1930.....	50,503	18.06	1,511,965	29.94	3,950	1.41	370,665	\$3.84	103,561	37.05	2,943,899	28.43	6,080	2.18	694,474	114.22	164,094	58.70	5,521,003	33.65
TOTAL																				
June 30—																				
1923.....	119,682	65.37	\$2,355,125	\$19.68	29,062	15.87	\$2,496,200	\$85.89	20,558	11.23	\$567,075	\$27.58	13,798	7.53	\$1,384,490	\$100.41	183,090	100.00	\$6,802,890	\$37.16
1924.....	83,339	46.55	1,783,725	21.40	21,980	12.28	1,905,075	\$6.67	56,976	31.82	1,268,345	22.26	16,742	9.35	1,691,125	101.01	179,037	100.00	6,648,270	37.13
1925.....	81,632	38.57	1,827,835	22.39	23,595	12.56	2,304,685	\$6.66	81,538	38.53	1,761,175	21.60	21,879	10.34	2,091,975	95.62	211,644	100.00	7,985,670	37.73
1926.....	72,876	32.18	1,999,585	27.44	21,839	9.68	1,897,505	\$6.49	103,518	45.71	2,498,700	24.14	28,151	12.43	2,552,950	90.69	226,484	100.00	8,948,740	39.51
1927.....	64,304	26.40	2,147,180	33.39	17,632	7.36	1,574,655	\$7.81	129,187	53.03	4,344,030	33.63	32,188	13.21	2,925,930	90.90	243,611	100.00	10,991,795	45.12
1928.....	66,445	25.80	2,290,856	34.48	14,063	5.46	1,247,004	\$8.67	143,721	55.81	4,994,335	34.75	33,307	12.93	3,042,113	91.34	257,536	100.00	11,574,308	44.94
1929.....	72,609	27.70	2,538,006	34.95	11,859	4.52	1,052,927	\$8.79	144,548	55.14	4,926,285	34.08	33,122	12.64	3,038,340	91.73	262,138	100.00	11,555,558	44.08
1930.....	81,295	29.08	2,850,988	35.07	11,651	4.17	1,053,294	\$9.40	152,001	54.37	5,207,747	34.26	34,592	12.38	3,203,768	92.62	279,539	100.00	12,315,797	44.06

¹ Includes 23,517 cases receiving statutory award of \$50 for arrested tuberculosis that are rated "no disability."

TABLE NO. 31.—*Compensation, active disability awards; degree of impairment and extent of disability correlated with classification of major disability, showing number of disabled veterans and amount of monthly payments, as of June 30, 1930*

Extent and degree of impairment	Abnormalities and congenital malformations		Blood and blood-forming organs		Bones and cartilages		Circulatory system		Communicable and infectious diseases		Dental		Digestive system	
	Number	Monthly payment	Number	Monthly payment	Number	Monthly payment	Number	Monthly payment	Number	Monthly payment	Number	Monthly payment	Number	Monthly payment
Temporary partial:														
10 to 19 per cent.	21	\$292			255	\$3,386	3,014	\$39,114	36	\$480			1,305	\$16,375
20 to 29 per cent.	14	315	4	\$91	250	5,932	2,957	67,258	72	1,772			1,540	36,424
30 to 39 per cent.	8	249	1	35	107	3,557	1,769	55,248	29	1,013	1	\$33	638	20,771
40 to 49 per cent.	6	256	1	33	84	3,480	1,043	42,137	26	1,072			403	16,136
50 to 59 per cent.	2	103	8	368	128	6,348	1,227	59,864	42	2,188			767	37,499
60 to 69 per cent.	1	76	1	52	44	2,633	476	27,926	16	939			199	11,851
70 to 79 per cent.	2	154	6	453	84	6,006	405	28,878	21	1,584			245	17,187
80 to 89 per cent.					13	986	69	5,423	5	417			41	3,311
90 to 99 per cent.					1	105	4	354	6	557			2	170
Total	54	1,445	21	1,032	966	32,433	10,964	326,202	253	10,022	1	33	5,140	159,734
Permanent partial:														
10 to 19 per cent.	299	4,562	1	15	1,901	26,790	2,974	44,462	88	1,256			1,099	16,401
20 to 29 per cent.	148	3,521	1	25	1,236	30,092	2,749	65,966	40	975			858	21,930
30 to 39 per cent.	46	1,483	2	70	541	18,365	984	32,653	29	975			580	20,558
40 to 49 per cent.	24	1,062			310	13,423	488	19,745	28	1,216			215	9,381
50 to 59 per cent.	9	470	4	200	246	12,925	553	28,110	23	1,171			192	9,904
60 to 69 per cent.	6	355			183	11,588	162	10,057	6	379			47	2,957
70 to 79 per cent.	2	140			129	9,528	114	8,452	12	896			45	3,399
80 to 89 per cent.	1	81			57	4,757	16	1,316	3	248			6	498
90 to 99 per cent.					11	1,007	1	94	2	190			2	183
Total	535	11,674	8	310	4,614	128,475	8,021	210,855	231	7,306			3,044	85,141
Temporary total (100 per cent.)	6	580	10	955	203	18,955	826	78,144	82	7,810			552	51,420
Permanent total (100 per cent.)	3	300	23	2,460	153	16,090	1,333	135,630	153	17,020			254	25,928
Double permanent total (200 per cent.)							1	260					1	250
Grand total	598	13,999	62	4,747	5,936	195,953	21,145	751,081	719	42,158	1	33	8,991	322,473

TABLE No. 31.—*Compensation, active disability awards; degree of impairment and extent of disability correlated with classification of major disability, showing number of disabled veterans and amount of monthly payments, as of June 30, 1930—Continued*

Extent and degree of impairment	Ear, nose, and throat		Endocrines		Eye and annexe		Genito-urinary system		Hernia		Joints and bursae		Lymphatic system	
	Number	Monthly payment	Number	Monthly payment	Number	Monthly payment	Number	Monthly payment	Number	Monthly payment	Number	Monthly payment	Number	Monthly payment
Temporary partial:														
10 to 19 per cent.	1,608	\$21,998	443	\$6,457	392	\$4,951	305	\$3,332	246	\$3,123	2,545	\$33,968	7	\$93
20 to 29 per cent.	1,052	24,633	988	23,448	241	5,599	374	8,363	492	11,664	2,561	59,509	2	37
30 to 39 per cent.	738	23,941	308	10,130	109	3,495	173	5,342	402	13,577	1,032	33,325	1	31
40 to 49 per cent.	566	23,376	88	3,509	102	4,155	106	4,291	151	6,290	623	25,454	1	32
50 to 59 per cent.	457	22,855	59	2,944	108	5,497	258	12,433	66	3,396	898	43,643	4	186
60 to 69 per cent.	337	20,330	53	3,328	71	4,210	144	8,447	26	1,582	302	17,860	2	135
70 to 79 per cent.	225	15,574	298	21,112	73	5,023	167	11,863	3	219	434	30,343	1	60
80 to 89 per cent.	142	11,223	84	6,543	41	3,374	29	2,219	2	149	88	6,809		
90 to 99 per cent.	52	4,483	11	986	38	3,205	4	342	1	96	21	1,861		
Total	5,177	168,413	2,332	78,457	1,175	39,509	1,560	56,632	1,389	40,096	8,504	252,772	18	574
Permanent partial:														
10 to 19 per cent.	2,657	40,419	150	2,405	818	11,877	616	9,367	458	6,444	10,703	155,783	32	516
20 to 29 per cent.	2,018	51,114	205	5,239	728	17,837	284	7,196	609	15,617	6,480	155,191	6	187
30 to 39 per cent.	1,394	47,753	44	1,597	1,114	36,451	106	3,635	421	14,987	2,351	79,647	1	30
40 to 49 per cent.	984	42,581	12	529	879	37,433	376	15,974	180	7,914	1,495	65,566	7	350
50 to 59 per cent.	615	32,714	9	455	506	26,349	179	9,412	71	3,773	1,059	55,765		
60 to 69 per cent.	410	25,876	16	1,027	1,118	68,230	69	4,253	18	1,154	671	42,511	1	75
70 to 79 per cent.	340	25,031	56	4,216	198	14,588	48	3,559	13	964	483	35,849		
80 to 89 per cent.	250	21,121	14	1,174	101	8,449	15	1,242	4	327	190	15,891		
90 to 99 per cent.	86	7,887	2	182	45	4,258	2	180			38	3,521		
Total	8,754	294,496	508	16,824	5,507	225,472	1,695	54,818	1,774	51,180	23,470	609,724	47	1,158
Temporary total (100 per cent)	118	10,826	227	21,089	70	6,665	223	20,685	53	4,785	799	75,466	5	475
Permanent total (100 per cent)	334	33,535	254	25,600	727	124,636	328	33,180	54	5,385	1,058	118,278	3	350
Double permanent total (200 per cent)					15	3,370					26	6,300		
Grand total	14,383	507,270	3,321	141,970	7,494	399,652	3,806	165,315	3,270	101,446	33,857	1,062,540	73	2,557

Extent and degree of impairment	Muscles, fasciae, tendons and tendon sheaths		Nervous system		Obstetrical and gynecological conditions		Parasitic diseases		Psychiatric diseases		Respiratory system		Skin and its appendages	
	No.	Monthly payment	No.	Monthly payment	No.	Monthly payment	No.	Monthly payment	No.	Monthly payment	No.	Monthly payment	No.	Monthly payment
Temporary partial:														
10 to 19 per cent.....	285	\$3,779	1,218	\$18,603			79	\$908	239	\$3,811	4,824	\$60,241	476	\$5,810
20 to 29 per cent.....	263	6,285	5,862	141,974			83	1,965	1,535	37,804	3,251	71,374	357	8,096
30 to 39 per cent.....	162	5,345	2,107	70,157	2	\$76	17	552	611	20,236	1,542	47,833	141	4,574
40 to 49 per cent.....	100	4,173	1,682	69,548	1	32	18	739	1,061	42,479	400	16,877	66	2,713
50 to 59 per cent.....	93	4,703	1,656	83,458			80	3,827	1,269	62,106	679	33,066	154	7,377
60 to 69 per cent.....	50	2,989	895	53,396			17	1,064	748	43,268	157	9,270	27	1,603
70 to 79 per cent.....	27	1,939	1,084	76,254	1	68	28	2,022	1,140	77,405	971	69,333	25	1,810
80 to 89 per cent.....	9	735	336	26,368			4	329	266	20,352	154	12,302	5	378
90 to 99 per cent.....	7	627	35	3,164					21	1,759	14	1,283	1	77
Total.....	996	30,575	14,875	542,922	4	176	326	11,406	6,890	309,220	11,992	321,579	1,252	32,438
Permanent partial:														
10 to 19 per cent.....	3,810	55,239	1,855	26,976	4	80	28	317	160	2,505	3,955	64,655	7,081	97,768
20 to 29 per cent.....	3,623	84,932	3,119	78,265	1	25	48	1,295	467	12,023	2,102	55,276	3,760	88,622
30 to 39 per cent.....	1,425	48,048	1,576	54,430	1	30	10	340	205	7,271	699	24,205	1,023	34,385
40 to 49 per cent.....	756	32,584	1,305	56,537	3	134	8	353	269	11,725	220	9,487	403	17,371
50 to 59 per cent.....	410	21,775	1,362	71,955	2	107	30	1,504	280	14,798	301	15,368	185	9,680
60 to 69 per cent.....	195	12,400	777	49,407			5	308	142	8,980	71	4,412	89	5,602
70 to 79 per cent.....	112	8,220	829	61,507			9	678	233	17,314	306	22,899	41	3,029
80 to 89 per cent.....	34	2,827	333	27,824			1	80	68	5,669	41	3,397	10	796
90 to 99 per cent.....	8	727	55	5,076			1	90	5	455	8	734	1	95
Total.....	10,373	266,752	11,211	431,977	11	376	140	4,965	1,829	80,740	7,703	200,433	12,593	257,348
Temporary total (100 per cent).....	41	3,787	746	69,179			44	4,218	2,502	198,451	609	57,382	116	10,695
Permanent total (100 per cent).....	47	4,800	3,424	369,340	2	200	25	2,600	15,027	1,094,123	612	61,928	38	3,870
Double permanent total (200 per cent).....			19	4,750					3	470				
Grand total.....	11,457	305,914	30,275	1,418,168	17	752	535	23,189	26,251	1,683,004	20,916	641,322	13,999	304,351

TABLE NO. 31.—*Compensation, active disability awards: degree of impairment and extent of disability correlated with classification of major disability, showing number of disabled veterans and amount of monthly payments, as of June 30, 1930—Continued*

Extent and degree of impairment	Tuberculosis		Tumors		Venereal diseases		Miscellaneous		Amputations		Fractures		Total	
	No.	Monthly payment	No.	Monthly payment	No.	Monthly payment	No.	Monthly payment	No.	Monthly payment	No.	Monthly payment	No.	Monthly payment
Temporary partial:														
10 to 19 per cent.....	411	\$19,628	34	\$414			70	\$828	15	\$211	26	\$380	17,854	\$248,182
20 to 29 per cent.....	1,102	54,182	37	828	1	\$16	86	2,000	7	172	30	733	23,161	570,474
30 to 39 per cent.....	1,325	65,566	15	476			39	1,282	9	288	20	642	11,806	387,774
40 to 49 per cent.....	277	13,742	3	141	1	36	32	1,299	10	406	16	665	6,867	283,071
50 to 59 per cent.....	98	5,002	17	845	4	191	66	3,227	7	340	16	795	8,163	402,261
60 to 69 per cent.....	588	34,008	4	230	2	114	11	656	14	871	11	649	4,196	247,487
70 to 79 per cent.....	1,485	101,811	4	290	1	78	16	1,119	20	1,438	12	797	6,778	472,830
80 to 89 per cent.....	913	70,968	3	240			10	765	19	1,486	6	476	2,239	174,853
90 to 99 per cent.....	496	43,517	1	90			2	158	12	1,072	2	150	731	64,066
Total.....	8,695	408,424	118	3,554	9	435	332	11,334	113	6,284	139	5,287	81,205	2,850,988
Permanent partial:														
10 to 19 per cent.....	7,790	382,522	81	1,101	1	15	1,132	15,640	1,721	23,618	2,339	32,588	51,753	1,023,321
20 to 29 per cent.....	2,786	136,806	60	1,466			759	18,064	1,077	25,976	1,433	33,837	34,597	911,497
30 to 39 per cent.....	390	18,936	22	762			227	7,647	549	18,709	584	19,662	14,324	492,629
40 to 49 per cent.....	125	6,006	13	572			107	4,554	464	20,684	329	14,191	8,980	369,352
50 to 59 per cent.....	130	6,657	5	266	6	285	98	5,124	489	26,574	248	13,153	7,012	368,494
60 to 69 per cent.....	52	3,277	6	368			30	1,897	868	55,471	185	11,711	5,127	322,305
70 to 79 per cent.....	76	5,707	4	297			32	2,311	741	54,483	97	7,004	3,920	290,011
80 to 89 per cent.....	19	1,573			1	88	12	1,016	947	80,077	51	4,292	2,174	182,743
90 to 99 per cent.....	7	653	1	91			1	90	304	28,136	17	1,576	597	55,225
Total.....	11,375	562,137	192	4,923	8	388	2,398	56,363	7,160	333,728	5,283	138,014	128,484	4,035,577
Temporary total (100 per cent).....	4,226	393,910	42	3,960	5	470	60	5,505	53	4,865	33	3,017	11,651	1,053,294
Permanent total (100 per cent).....	9,779	1,013,611	101	10,670	25	2,520	172	18,850	552	60,814	31	3,070	34,512	3,184,778
Double permanent total (200 per cent).....	6	1,400							9	2,200			80	18,980
No disability.....	23,517	1,172,170											23,517	1,172,170
Grand total.....	55,598	3,551,552	453	23,107	47	3,813	2,962	92,052	7,867	407,891	5,486	149,388	279,539	12,315,797

40.6

37.3

44.4

40.7

TABLE NO. 32.—*Compensation, active disability awards; number of disabled veterans showing relationship of dependents and amount of monthly payments, as of June 30, 1930*

Beneficiary relationship	Number of veterans	Monthly payment	Beneficiary relationship	Number of veterans	Monthly payment
Self.....	212,068	\$9,399,742	Self, wife, mother, and 3 children.....	215	\$11,883
Self and child.....	1,293	53,079	Self, wife, mother, and 4 children.....	87	6,189
Self and 2 children.....	612	27,041	Self, wife, mother, and 5 children.....	36	2,671
Self and 3 children.....	246	12,070	Self, wife, mother, and 6 children.....	14	684
Self and 4 children.....	105	5,411	Self, wife, mother, and 7 children.....	3	161
Self and 5 children.....	36	1,687	Self, wife, mother, and 8 children.....	3	280
Self and 6 children.....	9	527	Self, wife, father, and child.....	95	4,587
Self and 7 children.....	1	12	Self, wife, father, and 2 children.....	60	3,309
Self and mother.....	2,110	107,417	Self, wife, father, and 3 children.....	60	3,490
Self, mother, and child.....	69	3,849	Self, wife, father, and 4 children.....	36	2,127
Self, mother, and 2 children.....	28	1,748	Self, wife, father, and 5 children.....	22	1,064
Self, mother, and 3 children.....	11	420	Self, wife, father, and 6 children.....	11	793
Self, mother, and 4 children.....	1	115	Self, wife, father, and 7 children.....	2	113
Self, mother, and 5 children.....	1	22	Self, wife, father, and 8 children.....	1	135
Self and father.....	256	13,735	Self, wife, mother, and father.....	120	6,625
Self, father, and child.....	5	174	Self, wife, mother, father, and child.....	111	6,319
Self, mother, and father.....	512	27,511	Self, wife, mother, father, and 2 children.....	86	5,760
Self, mother, father, and child.....	15	936	Self, wife, mother, father, and 3 children.....	65	4,513
Self, mother, father, and 2 children.....	1	70	Self, wife, mother, father, and 4 children.....	31	1,935
Self, mother, father, and 4 children.....	1	52	Self, wife, mother, father, and 5 children.....	10	526
Self, mother, father, and 5 children.....	15,612	618,919	Self, wife, mother, father, and 6 children.....	5	439
Self and wife.....	14,402	588,021	Self, wife, mother, father, and 7 children.....	1	80
Self, wife, and child.....	13,904	591,167	Total.....	279,539	12,315,797
Self, wife, and 2 children.....	8,303	367,310			
Self, wife, and 3 children.....	4,498	207,745			
Self, wife, and 4 children.....	2,017	96,689			
Self, wife, and 5 children.....	724	36,431			
Self, wife, and 6 children.....	213	12,221			
Self, wife, and 7 children.....	67	4,063			
Self, wife, and 8 children.....	13	928			
Self, wife, and 9 children.....	3	183			
Self, wife, and 10 children.....	568	29,347			
Self, wife, and mother.....	426	24,791			
Self, wife, mother, and child.....	334	18,631			
Self, wife, mother, and 2 children.....					

recap showing dependents on which Corps is running pay

TABLE NO. 33.—*Compensation, active death awards; number of deceased veterans showing relationship of beneficiaries to veteran and amount of monthly payments to beneficiaries, as of June 30, 1930*

Beneficiary relationship	Number	Monthly payment	Beneficiary relationship	Number	Monthly payment
Child.....	5,553	\$110,855	Parent or parents and 5 children.....	8	\$570
Two children.....	1,573	46,855	Parent or parents and 7 children.....	3	225
Three children.....	419	16,675	Parent or parents and 8 children.....	2	150
Four children.....	99	4,445	Parent or parents and 10 children.....	2	150
Five children.....	17	850	Widow and parent or parents.....	2,107	109,465
Six children.....	5	275	Widow, parent or parents, and child.....	1,063	65,590
Widow.....	8,240	246,915	Widow, parent or parents, and 2 children.....	394	26,280
Widow and child.....	5,425	216,140	Widow, parent or parents, and 3 children.....	149	10,595
Widow and 2 children.....	2,671	119,685	Widow, parent or parents, and 4 children.....	48	3,550
Widow and 3 children.....	1,044	51,880	Widow, parent or parents, and 5 children.....	17	1,275
Widow and 4 children.....	402	23,765	Widow, parent or parents, and 6 children.....	3	225
Widow and 5 children.....	130	8,245	Total.....	90,954	2,507,040
Widow and 6 children.....	44	3,040			
Widow and 7 children.....	13	930			
Widow and 8 children.....	4	315			
Parent or parents.....	59,102	1,331,015			
Parent or parents and child.....	1,893	79,125			
Parent or parents and 2 children.....	423	21,610			
Parent or parents and 3 children.....	79	4,885			
Parent or parents and 4 children.....	22	1,460			

Value as 32

TABLE No. 34.—*Compensation, active disability and death awards; number of disabled veterans, and number of deceased veterans whose beneficiaries are receiving compensation, showing number of cases on which insurance payments also are being made, as of June 30, 1930*

Kind of claim	Disability		Death	
	Number of disabled veterans	Monthly compensation payments	Number of deceased veterans	Monthly compensation payments to beneficiaries
Compensation only.....	267,593	\$11,192,980	27,520	\$864,720
Compensation and term insurance.....	8,801	830,610	58,537	1,510,654
Compensation and automatic insurance.....	214	17,048	3,578	88,804
Compensation and United States Government life insurance.....	2,646	257,444	1,170	38,170
Compensation, term insurance, and United States Government life insurance.....	285	27,715	149	4,890
Total.....	279,539	12,316,797	90,954	2,507,040

RETIREMENT OF DISABLED EMERGENCY OFFICERS TABLES

TABLE No. 35.—*Class of major disability of emergency officers receiving retirement pay and those retired without pay, as of June 30, 1930*

Class of major disability	Receiving retirement pay				Retired without pay	
	Number	Per cent	Amount of monthly retirement	Average monthly payment	Number	Per cent
Abnormalities and congenital malformations.....	8	0.13	\$1,131	\$141.38	2	0.20
Blood and blood-forming organs.....	7	.11	959	137.00		
Bones and cartilages.....	99	1.63	13,376	135.11	14	1.37
Circulatory system.....	695	11.43	104,396	150.21	93	9.11
Communicable and infectious diseases.....	5	.08	704	140.80	1	.10
Dental.....	1	.02	106	106.00		
Digestive system.....	220	3.62	31,223	141.92	45	4.41
Ear, nose, and throat.....	617	10.14	88,224	142.99	110	10.77
Endocrines.....	113	1.86	16,767	148.38	9	.88
Eye and annexa.....	224	3.68	30,412	135.77	20	1.96
Genito-urinary system.....	174	2.86	24,702	141.97	16	1.57
Hernia.....	85	1.40	12,221	143.78	48	4.70
Joints and bursae.....	617	10.14	84,523	136.99	151	14.79
Lymphatic system.....	5	.08	794	158.80		
Muscles, fasciae, tendons, and tendon sheaths.....	164	2.70	21,762	132.70	23	2.25
Nervous system.....	889	14.61	125,210	140.84	62	6.07
Parasitic diseases.....	8	.13	1,077	134.63	1	.10
Psychiatric diseases.....	558	9.17	75,033	134.47	5	.49
Respiratory system.....	339	5.57	48,964	144.44	74	7.25
Skin and its appendages.....	132	2.17	17,428	132.05	72	7.05
Tuberculosis.....	755	12.41	99,373	131.62	209	20.47
Tumors.....	23	.38	3,602	156.61		
Venereal diseases.....	1	.02	138	138.00	1	.10
Miscellaneous.....	59	.97	8,215	139.24	31	3.03
Amputations.....	153	2.52	19,437	127.04	4	.39
Fractures.....	132	2.17	17,799	134.84	30	2.94
Total.....	6,083	100.00	847,576	139.34	1,021	100.00

TABLE No. 36.—*Organization and rank of emergency officers receiving retirement pay, as of June 30, 1930, showing increased cost due to retirement in comparison with previous disability compensation*

Organization and rank	Number receiving retirement pay			Amount of nurse allowance	Retirement pay		Disability compensation at time of passage of act		Additional cost due to retirement	
	With nurse allowance	Without nurse allowance	Total		Monthly amount	Monthly average	Monthly amount	Monthly average	Monthly increase	Average monthly payment
Army:										
General.....		4	4		\$1,625	\$406.25	\$60	\$15.00	\$1,565	\$391.25
Colonel.....	1	19	20	\$50	0,044	302.20	1,045	52.25	4,999	249.95
Lieutenant colonel.....		74	74		18,292	247.19	3,330	45.00	14,962	202.19
Major.....	6	453	459	300	93,246	203.15	22,350	48.69	70,896	154.46
Captain.....	27	1,604	1,631	1,350	256,273	157.13	87,702	53.77	168,571	103.35
First lieutenant.....	36	2,007	2,043	1,800	263,144	128.80	111,363	54.51	151,781	74.29
Second lieutenant.....	23	1,466	1,489	1,125	162,059	108.84	81,993	55.07	80,066	53.77
Total.....	93	5,627	5,720	4,625	800,683	139.98	307,843	53.82	492,840	86.16
Navy:										
Commodore or captain.....		1	1		241	241.00	65	65.00	176	176.00
Commander.....		3	3		745	248.33	154	51.33	591	197.00
Lieutenant commander.....	1	21	22	50	4,326	196.64	1,523	69.23	2,803	127.41
Lieutenant.....		66	66		10,041	152.14	3,904	59.15	6,137	92.98
Lieutenant (junior grade).....	2	80	82	100	10,472	127.71	4,885	59.57	5,587	68.13
Ensign.....	7	137	144	550	15,363	106.69	8,603	59.74	6,760	46.94
Warrant officer.....		2	2		223	111.50	106	53.00	117	58.50
Total.....	10	310	320	500	41,411	129.41	19,240	60.13	22,171	69.28
Marine:										
Major.....		1	1		206	206.00	100	100.00	106	106.00
Captain.....		9	9		1,425	158.33	472	52.44	953	105.89
First lieutenant.....		15	15		1,888	125.87	577	38.47	1,311	87.40
Second lieutenant.....		18	18		1,963	109.06	962	53.44	1,001	55.61
Total.....		43	43		5,482	127.49	2,111	49.09	3,371	78.40
Grand total.....	103	5,980	6,083	5,125	847,576	139.34	329,194	54.12	518,382	85.22

Change back to 1929
table

TABLE NO. 37.—Adjudicated claims of emergency officers receiving retirement pay, those retired without pay, and disallowed, by State or country of residence, as of June 30, 1930

State or country of residence	Retired with pay					Retired without pay		Disallowed		Total number of claims adjudicated	Per cent of grand total
	Number	Per cent retired with pay	Monthly amount of retirement pay	Average monthly payment	Monthly amount of disability compensation at time of passage of act	Number	Per cent retired without pay	Number	Per cent disallowed		
Alabama	105	1.73	\$15,624.00	\$148.80	\$5,042.00	15	1.47	112	1.82	232	1.75
Arizona	86	1.41	11,295.00	131.34	6,387.00	14	1.37	61	.99	161	1.21
Arkansas	93	1.53	13,222.00	142.17	4,843.00	13	1.27	81	1.32	187	1.41
California	746	12.26	103,297.00	138.47	43,783.00	99	9.70	618	10.04	1,463	11.03
Colorado	195	3.21	26,030.00	133.49	14,246.00	27	2.64	112	1.82	334	2.52
Connecticut	57	.94	7,518.00	131.89	3,172.00	11	1.08	35	.57	103	.78
Delaware	10	.16	1,427.00	142.70	628.00			3	.05	13	.10
District of Columbia	213	3.50	30,458.00	143.00	9,912.00	20	1.96	254	4.13	487	3.67
Florida	121	1.99	17,344.00	143.34	7,013.00	26	2.55	116	1.89	263	1.98
Georgia	213	3.50	28,647.00	134.40	11,079.00	23	2.25	228	3.70	464	3.50
Idaho	18	.30	3,110.00	172.78	820.00	2	.20	24	.39	44	.33
Illinois	319	5.24	43,291.00	135.71	15,175.00	102	9.99	692	11.24	1,113	8.40
Indiana	155	2.55	21,275.00	137.26	8,053.00	16	1.57	142	2.31	313	2.36
Iowa	39	.64	5,351.00	137.21	2,438.00	8	.78	42	.68	89	.67
Kansas	80	1.31	12,023.00	150.29	4,109.00	20	1.96	73	1.19	173	1.31
Kentucky	116	1.91	16,272.00	140.28	5,834.00	19	1.86	149	2.42	284	2.14
Louisiana	69	1.13	9,830.00	142.46	3,580.00	12	1.17	72	1.17	153	1.15
Maine	26	.43	3,910.00	150.38	1,486.00	4	.39	22	.36	52	.39
Maryland	119	1.96	16,249.00	136.55	6,199.00	15	1.47	95	1.54	229	1.73
Massachusetts	308	5.06	43,397.00	140.90	14,117.00	56	5.48	332	5.39	696	5.25
Michigan	110	1.81	15,605.00	141.86	5,316.00	18	1.76	88	1.43	216	1.63
Minnesota	121	1.99	17,399.00	143.79	6,740.00	24	2.35	111	1.80	256	1.93
Mississippi	63	1.03	8,379.00	133.00	3,424.00	14	1.37	58	.94	135	1.02
Missouri	146	2.40	20,154.00	138.04	7,279.00	34	3.33	148	2.40	328	2.47
Montana	35	.57	5,100.00	145.71	1,768.00	8	.78	17	.28	60	.45
Nebraska	27	.44	3,557.00	131.74	1,251.00	11	1.08	37	.60	75	.57
Nevada	5	.08	677.00	135.40	331.00			7	.11	12	.09
New Hampshire	26	.43	3,609.00	138.81	1,522.00	1	.10	24	.39	51	.38
New Jersey	132	2.17	18,293.00	138.58	7,192.00	14	1.37	137	2.23	283	2.14
New Mexico	51	.84	6,925.00	135.78	4,247.00	8	.78	35	.57	94	.71
New York	473	7.78	65,417.00	138.30	25,433.00	75	7.35	448	7.28	996	7.51
North Carolina	107	1.76	15,389.00	143.82	7,128.00	20	1.96	119	1.93	246	1.86
North Dakota	15	.25	2,006.00	133.73	838.00	9	.88	16	.26	40	.30
Ohio	263	4.40	37,562.00	140.16	12,786.00	42	4.11	210	3.41	520	3.92
Oklahoma	62	1.02	8,727.00	140.76	3,302.00	19	1.86	64	1.04	145	1.09

Oregon.....	73	1.20	10,382.00	142.22	4,072.00	10	.98	69	1.12	152	1.15
Pennsylvania.....	320	5.26	44,653.00	139.54	17,740.00	46	4.50	256	4.16	622	4.69
Rhode Island.....	13	.21	1,762.00	135.54	449.00	1	.10	24	.39	38	.29
South Carolina.....	70	1.15	9,724.00	138.97	3,430.00	21	2.06	96	1.56	187	1.41
South Dakota.....	13	.21	1,925.00	148.08	628.00	5	.49	43	.70	61	.46
Tennessee.....	99	1.63	14,102.00	142.44	5,704.00	15	1.47	101	1.64	215	1.62
Texas.....	282	4.64	39,340.00	139.50	13,914.00	47	4.60	205	3.33	534	4.03
Utah.....	9	.15	1,187.00	131.89	299.00	4	.39	25	.41	38	.29
Vermont.....	18	.30	2,487.00	138.17	986.00	2	.20	13	.21	33	.25
Virginia.....	119	1.96	15,980.00	134.29	6,202.00	20	1.96	117	1.90	256	1.93
Washington.....	99	1.63	12,980.00	131.11	4,998.00	10	.98	121	1.97	230	1.73
West Virginia.....	57	.94	8,007.00	140.47	3,044.00	5	.49	60	.98	122	.92
Wisconsin.....	111	1.82	16,788.00	151.24	5,545.00	25	2.45	98	1.59	234	1.77
Wyoming.....	14	.23	1,883.00	134.50	663.00	2	.20	16	.26	32	.24
Total United States.....	6,026	99.06	839,573.00	139.33	326,127.00	1,012	99.11	6,026	97.91	13,064	98.53
Alaska.....								3	.05	3	.02
Canal Zone.....	4	.06	527.00	131.75	148.00	1	.10	3	.05	8	.06
Hawaii.....	3	.05	444.00	148.00	161.00			1	.02	4	.03
Philippine Islands.....	3	.05	469.00	156.33	100.00			86	1.39	89	.67
Porto Rico.....	6	.10	822.00	137.00	120.00	4	.39	16	.26	26	.20
Total United States possessions.....	16	.26	2,262.00	141.38	529.00	5	.49	109	1.77	130	.98
Austria.....								1	.02	1	.01
British Isles.....	5	.08	722.00	144.40	227.00					5	.04
France.....	21	.34	2,997.00	142.71	1,392.00	1	.10	5	.07	27	.19
Germany.....	1	.02	165.00	165.00	71.00					1	.01
Northern Russia and Siberia.....								1	.02	1	.01
Other parts of Europe.....	5	.08	619.00	123.80	345.00					5	.04
Total European countries.....	32	.52	4,503.00	140.72	2,035.00	1	.10	7	.11	40	.30
Africa.....								1	.02	1	.01
China.....	1	.02	188.00	188.00	25.00					1	.01
India.....	1	.02	125.00	125.00	85.00					1	.01
Other parts of Asia.....								1	.02	1	.01
Canada.....	3	.05	381.00	127.00	209.00	1	.10	7	.11	11	.08
Central America.....								1	.02	1	.01
Cuba.....								1	.02	1	.01
Mexico.....	2	.03	313.00	156.50	136.00			1	.02	1	.01
South America.....	1	.02	125.00	125.00	30.00	2	.20			3	.02
West Indies (other than Cuba).....	1	.02	106.00	106.00	18.00					1	.01
Total miscellaneous countries.....	9	.16	1,238.00	137.56	503.00	3	.30	12	.21	24	.19
Total United States possessions and other countries.....	57	.94	8,003.00	140.40	3,067.00	9	.89	128	2.09	194	1.47
Grand total.....	6,083	100.00	847,576.00	139.34	329,194.00	1,021	100.00	6,154	100.00	13,258	100.00

¹ 254 deaths after retirement with pay not included.

INSURANCE TABLES

TABLE NO. 38.—*Number of United States Government term and converted insurance claims received by fiscal years from October, 1917, to June 30, 1930*

Date	Term insurance claims	Converted insurance claims	Total	Date	Term insurance claims	Converted insurance claims	Total
Total to June 30—				Total to June 30—Continued—			
1918.....	13,318		13,318	1926.....	20,842	2,298	23,140
1919.....	105,382		105,382	1927.....	13,072	2,454	15,526
1920.....	20,302	220	20,522	1928.....	446	3,710	4,156
1921.....	21,868	1,224	23,092	1929.....	307	3,994	4,301
1922.....	15,610	1,252	16,862	1930.....	444	4,278	4,722
1923.....	14,604	1,630	16,234	Total.....	255,069	24,453	279,522
1924.....	13,066	1,598	14,664				
1925.....	15,788	1,795	17,583				

TABLE NO. 39.—Number of United States Government term and converted insurance death and disability awards, by fiscal years from October, 1917, to June 30, 1930

	Insurance awards											
	Term insurance				Converted insurance				Total			
	Original death	Original disability	Disability changed to death	Total	Original death	Original disability	Disability changed to death	Total	Original death	Original disability	Disability changed to death	Total
To June 30, 1918.....	6, 250			6, 250					6, 250			6, 250
Fiscal year ended June 30—												
1919.....	107, 807	226		108, 033					107, 807	226		108, 033
1920.....	23, 935	4, 897	1, 867	28, 832	104	1		105	24, 039	4, 898	1, 867	28, 937
1921.....	5, 424	7, 310	2, 655	12, 734	506	79	3	585	5, 930	7, 389	2, 658	13, 319
1922.....	3, 132	5, 723	2, 633	8, 855	902	345	35	1, 247	4, 034	6, 068	2, 668	10, 102
1923.....	1, 831	3, 594	2, 456	5, 425	883	436	100	1, 319	2, 714	4, 030	2, 556	6, 744
1924.....	1, 090	2, 671	1, 806	3, 761	842	504	126	1, 346	1, 932	3, 175	1, 934	5, 107
1925.....	1, 274	2, 830	1, 578	4, 104	970	494	149	1, 464	2, 244	3, 324	1, 727	5, 568
1926.....	1, 370	3, 092	1, 538	4, 462	1, 014	836	173	1, 850	2, 384	3, 928	1, 711	6, 312
1927.....	752	1, 303	852	2, 055	1, 199	758	190	1, 957	1, 951	2, 061	1, 042	4, 012
1928.....	532	507	680	1, 039	1, 822	1, 092	218	2, 914	2, 354	1, 599	898	3, 953
1929.....	372	606	938	978	2, 205	1, 201	264	3, 406	2, 577	1, 807	1, 202	4, 384
1930.....	349	598	810	947	2, 237	1, 270	344	3, 507	2, 586	1, 868	1, 154	4, 454
Total.....	154, 118	33, 357	17, 815	187, 475	12, 684	7, 016	1, 602	19, 700	166, 802	40, 373	18, 417	207, 175

TABLE NO. 40.—Term and automatic insurance—active disability and death awards; class of major disability causing permanent total disability or death of veteran, as of June 30, 1930

Classification of major disability	Term insurance						Automatic insurance					
	Disability		Death		Total		Disability		Death		Total	
	Number of veterans	Amount of insurance	Number of veterans	Amount of insurance	Number of veterans	Amount of insurance	Number of veterans	Amount of insurance	Number of veterans	Amount of insurance	Number of veterans	Amount of insurance
Abnormalities and congenital malformations.....	1	\$5,000	1	\$3,000	2	\$8,000						
Blood and blood-forming organs.....	11	92,546	242	1,907,057	253	1,999,603			8	\$34,752	8	\$34,752
Bones and cartilages.....	81	673,674	52	417,488	133	1,091,162			2	8,688	2	8,688
Circulatory system.....	547	3,919,023	3,172	25,291,067	3,719	29,210,090	3	\$13,032	228	983,915	231	996,947
Communicable and infectious diseases.....	80	636,973	3,723	32,415,474	3,803	33,052,447	2	8,688	443	1,924,264	445	1,932,952
Digestive system.....	90	709,942	2,169	17,862,762	2,259	18,572,704	1	4,344	178	773,195	179	777,539
Ear, nose, and throat.....	107	785,163	246	2,036,760	353	2,821,923	4	17,376	25	107,746	29	125,122
Endocrines.....	89	641,217	548	4,647,894	637	5,289,111			38	165,034	38	165,034
Eye and annexa.....	352	2,945,798	13	107,672	365	3,053,470	8	34,752			8	34,752
Genito-urinary system.....	150	1,271,981	1,487	11,987,920	1,637	13,259,901	2	8,688	83	359,132	85	367,820
Hernia.....	10	75,301	38	342,570	48	417,871			2	8,688	2	8,688
Joints and bursae.....	352	2,653,010	47	358,959	399	3,011,969	2	8,688	6	24,315	8	33,003
Lymphatic system.....	1	10,000	108	860,753	109	870,753			3	13,032	3	13,032
Muscles, fasciae, tendons, and tendon sheaths.....	9	82,000	4	30,000	13	112,000	1	4,344	1	4,344	1	4,344
Nervous system.....	1,046	8,097,174	2,394	20,405,333	3,440	28,502,507	17	73,848	418	1,815,792	435	1,889,640
Obstetrical and gynecological conditions.....	1	10,000	5	40,000	6	50,000			2	8,688	2	8,688
Parasitic diseases.....	13	81,978	29	206,060	42	288,038			94	408,336	94	408,336
Poisonings and intoxications.....	2	15,000	519	4,135,670	521	4,150,670	167	725,448	49	211,305	216	936,753
Psychiatric diseases.....	4,067	32,660,637	570	4,194,040	4,637	36,854,677			3,448	14,973,354	3,448	14,973,354
Respiratory system.....	151	1,029,833	47,156	428,979,065	47,307	430,008,903			4	17,376	4	17,376
Skin and its appendages.....	8	56,544	45	375,322	53	431,866			55	238,920	55	238,920
Tuberculosis.....	3,416	27,011,680	15,767	121,931,885	19,173	148,943,565			696	2,922,783	751	3,161,703
Tumors.....	48	410,715	881	7,150,857	929	7,561,572			30	128,896	30	128,896
Veneral diseases.....	63	497,468	152	1,203,231	215	1,700,699	1	4,344	16	69,504	17	73,848
Miscellaneous.....	172	1,481,362	50,099	500,282,740	50,181	501,764,102	1	4,344	1,369	5,945,644	1,370	5,949,988
Amputations.....	506	4,625,815	42	360,581	548	4,986,396	10	43,440	8	34,404	18	77,844
Fractures.....	57	483,253	648	5,240,680	705	5,723,933	1	4,344	82	356,208	83	360,552
Total.....	11,430	90,963,092	136,057	1,192,774,840	147,487	1,283,737,932	274	1,190,256	7,233	31,299,395	7,507	32,489,651

¹ Includes battle deaths, accidents, and injuries.

TABLE NO. 41.—Term and automatic insurance—terminated disability and death awards; classification of major disability of veteran and reasons for terminations, as of June 30, 1930

Classification of major disability	Term insurance								Automatic insurance							
	Disability						Death		Disability						Death	
	Terminated by recovery		Terminated by death		Total		Terminated by lump-sum payments		Terminated by recovery		Terminated by death		Total		Terminated—no beneficiary in permitted class	
	Number of veterans	Amount of insurance	Number of veterans	Amount of insurance	Number of veterans	Amount of insurance	Number of veterans	Amount of insurance	Number of veterans	Amount of insurance	Number of veterans	Amount of insurance	Number of veterans	Amount of insurance	Number of veterans	Amount of insurance
Abnormalities and congenital malformations	2	\$20,000			2	\$20,000										
Blood and blood-forming organs			124	\$1,020,018	124	1,020,018	38	\$179,742							2	\$8,688
Bones and cartilages	125	1,131,382	29	250,350	154	1,381,732	12	68,008								
Circulatory system	67	562,654	894	7,456,130	961	8,018,784	396	2,048,874	2	\$8,688	9	\$39,096	11	\$47,794	47	204,168
Communicable and infectious diseases	10	80,000	89	760,450	99	840,450	515	2,617,000			1	3,977	1	3,977	60	260,640
Digestive system	19	172,073	253	2,169,937	272	2,342,010	257	1,308,392	1	4,344	2	8,688	3	13,032	26	112,944
Ear, nose, and throat	20	185,000	34	313,940	54	498,940	29	134,221	2	8,688	1	4,344	3	13,032	1	4,344
Endocrines	19	175,000	360	3,185,635	379	3,360,635	51	272,717	1	4,344	3	11,555	4	15,899	5	21,720
Eye and annexa	41	357,588	53	450,317	94	807,905	4	27,338			1	4,344	1	4,344		
Genito-urinary system	43	369,000	590	4,975,205	633	5,344,205	180	994,617			3	13,032	3	13,032	17	73,848
Hernia	3	20,841	14	121,862	17	142,703	8	27,350							2	8,688
Joints and bursae	96	902,000	97	827,513	193	1,729,513	10	42,624			1	4,344	1	4,344	2	8,688
Lymphatic system	1	10,000	69	557,688	70	567,688	12	73,082							1	4,344
Muscles, fasciæ, tendons, and tendon sheaths	4	37,000	4	25,000	8	62,000										
Nervous system	136	1,124,792	539	4,431,378	675	5,556,170	320	1,566,305			2	8,688	2	8,688	60	260,640
Parasitic diseases	3	21,797	8	49,278	11	71,075	11	52,697								
Poisonings and intoxications	1	10,000	6	59,963	7	69,963	54	296,952							19	82,536
Psychiatric diseases	292	2,394,543	912	7,666,251	1,204	10,060,794	126	662,924	12	52,128	23	99,322	35	151,450	15	65,160
Respiratory system	68	557,769	340	2,964,787	408	3,522,556	6,983	36,160,562			3	12,652	3	12,652	516	2,241,504
Skin and its appendages	2	20,000	6	32,247	8	52,247	2	8,913								
Tuberculosis	1,555	15,508,239	12,116	100,285,029	13,671	115,793,268	2,230	11,953,058	36	156,334	200	852,346	236	1,008,730	123	534,312
Tumors	13	110,000	389	3,242,669	402	3,352,669	110	551,017			1	4,344	1	4,344	1	4,344
Veneral diseases	13	148,000	101	843,347	119	991,347	20	105,686			1	4,344	1	4,344	4	17,376
Miscellaneous ¹	133	1,269,000	103	900,532	241	2,169,532	7,596	38,030,789							199	864,456
Amputations	109	975,500	61	573,674	167	1,549,174	9	57,135			2	8,688	2	8,688	3	13,032
Fractures	145	1,332,500	21	167,715	166	1,500,215	85	433,372			1	4,344	1	4,344	8	34,752
Total	3,227	27,494,678	17,212	143,330,915	20,439	170,825,593	19,058	97,674,375	54	234,576	254	1,084,108	308	1,318,634	1,111	4,826,184

¹ Includes battle deaths, accidents, and injuries.

TABLE NO. 42.—*Converted insurance death claims awarded during calendar year 1929, classified by plan of insurance*

Plan of insurance	Effective date of award											
	1924			1925			1926			1927		
	Number	Lives	Amount	Number	Lives	Amount	Number	Lives	Amount	Number	Lives	Amount
Ordinary life.....	0	0	0	0	0	0	1	1	\$5,000	8	6	\$28,643
20-payment life.....	1	1	\$1,000	0	0	0	1	1	673	2	2	3,000
30-payment life.....	0	0	0	0	0	0	0	0	0	0	0	1,295
20-year endowment.....	0	0	0	0	0	0	1	1	1,000	6	6	26,298
30-year endowment.....	0	0	0	0	0	0	0	0	0	0	0	0
Endowment at 62.....	0	0	0	0	0	0	0	0	0	0	0	0
5-year convertible term.....	0	0	0	0	0	0	0	0	0	10	10	71,000
Extended insurance.....	0	0	0	0	0	\$383	3	3	4,964	7	6	12,960
Paid-up life.....	0	0	0	0	0	0	0	0	0	0	0	0
Total.....	1	1	1,000	0	0	383	6	6	11,637	33	30	143,196

Plan of insurance	Effective date of award						Total			Per cent of total		
	1928			1929								
	Number	Lives	Amount	Number	Lives	Amount	Number	Lives	Amount	Number	Lives	Amount
Ordinary life.....	172	157	\$1,003,298	597	515	\$3,429,643	778	679	\$4,466,584	25.33	25.26	28.09
20-payment life.....	118	107	533,952	470	395	2,185,777	592	506	2,724,402	19.27	18.82	17.13
30-payment life.....	24	19	119,647	75	53	377,705	99	72	498,647	3.22	2.68	3.14
20-year endowment.....	121	112	361,896	415	372	1,459,446	543	491	1,848,640	17.68	18.27	11.63
30-year endowment.....	34	27	144,535	73	63	266,701	107	90	411,236	3.48	3.35	2.59
Endowment at 62.....	35	26	163,340	120	105	571,869	155	131	735,209	5.05	4.87	4.62
5-year convertible term.....	169	157	1,243,619	473	420	3,427,593	652	587	4,742,212	21.22	21.84	29.83
Extended insurance.....	39	36	147,931	94	84	297,829	143	129	464,067	4.65	4.80	2.92
Paid-up life.....	2	2	5,020	1	1	3,278	3	3	8,298	.10	.11	.05
Total.....	714	643	3,723,238	2,318	2,008	12,019,841	3,072	2,688	15,899,295	100.00	100.00	100.00

TABLE NO. 43.—Converted insurance disability claims awarded during calendar year 1929, classified by plan of insurance

Plan of insurance	Effective date of award																	
	1920			1921			1922			1923			1924			1925		
	Number	Lives	Amount	Number	Lives	Amount	Number	Lives	Amount	Number	Lives	Amount	Number	Lives	Amount	Number	Lives	Amount
Ordinary life.....	0	0	0	0	0	0	0	0	0	1	0	\$4,000	1	1	\$4,868	2	1	\$4,000
20-payment life.....	0	0	0	1	0	\$5,000	0	0	0	0	0	0	0	0	0	1	1	1,000
30-payment life.....	0	0	0	0	0	0	0	0	0	1	1	3,500	0	0	0	0	0	0
20-year endowment.....	1	1	\$1,000	1	1	4,512	0	0	0	1	1	1,000	0	0	0	2	2	2,994
30-year endowment.....	0	0	0	0	0	0	1	0	\$1,000	0	0	0	1	1	978	1	1	3,000
Endowment at 62.....	0	0	0	0	0	0	0	0	0	0	0	0	1	0	2,814	1	1	1,000
5-year convertible term.....	0	0	0	0	0	0	0	0	0	0	0	0	0	0	0	0	0	0
Extended insurance.....	0	0	0	0	0	0	0	0	0	0	0	0	0	0	0	0	0	0
Paid-up life.....	0	0	0	0	0	0	0	0	0	0	0	0	0	0	0	0	0	0
Total.....	1	1	1,000	2	1	9,512	1	0	1,000	3	2	8,500	3	2	8,660	7	6	11,994

Plan of insurance	Effective date of award												Total			Per cent of total		
	1926			1927			1928			1929								
	Number	Lives	Amount	Number	Lives	Amount	Number	Lives	Amount	Number	Lives	Amount	Number	Lives	Amount	Number	Lives	Amount
Ordinary life.....	12	8	\$54,818	16	14	\$102,779	123	108	\$714,723	233	204	\$1,298,422	388	336	\$2,183,610	24.49	24.93	24.14
20-payment life.....	5	4	9,766	8	6	27,774	72	62	308,014	123	88	510,741	210	161	862,295	13.26	11.94	9.54
30-payment life.....	1	0	5,000	5	3	35,000	15	12	87,500	20	17	102,834	42	33	233,834	2.65	2.45	2.59
20-year endowment.....	3	3	3,988	16	14	53,395	62	55	174,994	115	102	341,552	201	179	583,435	12.69	13.28	6.45
30-year endowment.....	0	0	0	3	3	14,953	19	16	72,000	28	21	131,436	53	42	223,367	3.35	3.12	2.47
Endowment at 62.....	1	0	1,000	3	2	12,000	20	16	111,939	30	24	154,500	56	43	283,253	3.54	3.19	3.13
5-year convertible term.....	0	0	0	18	14	109,894	206	177	1,579,273	367	324	2,835,083	591	515	4,524,250	37.31	38.20	50.02
Extended insurance.....	3	3	3,500	3	3	14,816	15	15	56,207	21	17	74,554	42	38	149,077	2.65	2.82	1.65
Paid-up life.....	0	0	0	0	0	0	0	0	0	1	1	1,053	1	1	1,053	.06	.07	.01
Total	25	18	78,072	72	59	370,611	532	461	3,104,650	938	798	5,450,175	1,584	1,348	9,044,174	100.00	100.00	100.00

TABLE NO. 44.—*Converted insurance disability claims terminated during calendar year 1929 on account of death of insured, classified by plan of insurance*

Plan of insurance	Duration of disability															
	One-half year				1 year				2 years				3 years			
	Number	Lives	Amount of insurance	Com-muted value at death	Number	Lives	Amount of insurance	Com-muted value at death	Number	Lives	Amount of insurance	Com-muted value at death	Number	Lives	Amount of insurance	Com-muted value at death
Ordinary life.....	13	11	\$63,865	\$60,797	30	27	\$195,605	\$184,219	20	15	\$112,757	\$103,286	9	9	\$45,000	\$39,863
20-payment life.....	8	8	46,000	44,460	14	11	71,117	65,148	10	9	41,143	37,106	8	7	29,887	25,849
30-payment life.....	1	1	7,500	7,318	3	3	13,500	12,462	1	1	5,000	4,341	1	1	1,000	854
20-year endowment.....	4	3	8,000	7,593	12	12	21,994	19,735	9	8	29,488	26,767	7	7	28,994	25,695
30-year endowment.....	1	1	3,000	2,005	3	2	14,000	12,913	3	3	5,991	5,543	2	2	15,000	13,706
Endowment at 62.....	0	0	0	0	4	3	14,542	13,151	4	4	23,000	21,334	1	1	10,000	8,797
5-year convertible term.....	19	16	141,928	131,452	42	37	298,692	270,586	10	10	90,000	80,120	1	1	10,000	8,439
Extended insurance.....	1	1	1,000	979	1	1	2,000	1,888	0	0	0	0	0	0	0	0
Total.....	47	41	271,293	254,604	109	96	631,450	580,102	57	50	\$27,379	278,497	29	28	139,881	123,203

Plan of insurance	Duration of disability															
	4 years				5 years				6 years				7 years			
	Number	Lives	Amount of insurance	Com-muted value at death	Number	Lives	Amount of insurance	Com-muted value at death	Number	Lives	Amount of insurance	Com-muted value at death	Number	Lives	Amount of insurance	Com-muted value at death
Ordinary life.....	5	4	\$12,868	\$10,627	5	5	\$35,000	\$28,092	4	4	\$30,000	\$21,417	0	0	0	0
20-payment life.....	5	4	20,000	16,819	3	2	12,000	9,937	4	4	17,000	12,993	1	1	\$5,000	\$3,658
20-payment life.....	0	0	0	0	0	0	0	0	0	0	0	0	0	0	0	0
20-year endowment.....	10	9	40,000	33,114	1	1	1,000	787	1	1	1,000	746	1	1	1,000	695
30-year endowment.....	3	3	6,978	5,920	0	0	0	0	0	0	0	0	0	0	0	0
Endowment at 62.....	3	1	10,814	9,033	2	2	6,000	4,903	1	1	10,000	7,713	0	0	0	0
5-year convertible term.....	0	0	0	0	0	0	0	0	0	0	0	0	0	0	0	0
Extended insurance.....	2	2	3,000	2,541	1	1	2,000	1,612	0	0	0	0	0	0	0	0
Total.....	28	23	93,660	78,054	12	11	56,000	45,331	10	10	58,000	42,869	2	2	6,000	4,353

Plan of insurance	Duration of disability												Total				Per cent of total		
	8 years				9 years				10 years				Number	Lives	Amount of insurance	Com-muted value at death	Number	Lives	Amount of insurance
	Number	Lives	Amount of insurance	Com-muted value at death	Number	Lives	Amount of insurance	Com-muted value at death	Number	Lives	Amount of insurance	Com-muted value at death							
Ordinary life.....	1	1	\$5,000	\$3,164	1	1	\$10,000	\$6,640	0	0	0	0	88	77	\$510,095	\$458,105	29.05	28.52	31.61
20-payment life.....	1	1	10,000	6,983	1	1	10,000	6,446	0	0	0	0	55	48	262,147	229,399	18.15	17.78	16.24
30-payment life.....	0	0	0	0	0	0	0	0	0	0	0	0	6	6	27,000	24,975	1.98	2.22	1.67
20-year endowment.....	2	2	7,000	4,652	1	1	2,000	1,297	1	1	\$1,000	\$609	49	46	141,476	121,690	16.17	17.04	8.77
30-year endowment.....	0	0	0	0	0	0	0	0	0	0	0	0	12	11	44,969	40,087	3.96	4.07	2.79
Endowment at 62.....	1	1	5,000	3,243	0	0	0	0	0	0	0	0	16	13	79,356	68,174	5.28	4.82	4.92
5-year convertible term.....	0	0	0	0	0	0	0	0	0	0	0	0	72	64	540,620	490,597	23.76	23.70	33.50
Extended insurance.....	0	0	0	0	0	0	0	0	0	0	0	0	5	5	8,000	7,020	1.65	1.85	.50
Total.....	5	5	27,000	18,042	3	3	22,000	14,383	1	1	1,000	609	303	270	1,613,663	1,440,047	100.00	100.00	100.00

Plan of insurance	Duration of disability																Total				Per cent of total		
	6 years				7 years				8 years				9 years				Number	Lives	Amount of insurance	Commuted value at recovery	Number	Lives	Amount of insurance
	Number	Lives	Amount of insurance	Commuted value at recovery	Number	Lives	Amount of insurance	Commuted value at recovery	Number	Lives	Amount of insurance	Commuted value at recovery	Number	Lives	Amount of insurance	Commuted value at recovery							
Ordinary life.....	2	1	\$10,000	\$7,852	1	1	\$6,457	\$6,368	1	1	\$3,000	\$2,061	0	0	0	0	17	13	\$78,523	\$67,180	26.56	23.22	23.89
20-payment life.....	3	2	4,000	3,103	3	3	20,000	14,975	0	0	0	0	2	2	\$7,000	\$4,644	18	16	64,000	52,233	28.12	28.57	19.47
30-payment life.....	1	1	5,000	3,821	0	0	0	0	0	0	0	0	0	0	0	0	2	2	15,000	13,094	3.13	3.57	4.56
20-year endowment.....	0	0	0	0	0	0	0	0	0	0	0	0	0	0	0	0	5	5	25,000	21,330	7.81	8.93	7.00
30-year endowment.....	0	0	0	0	1	1	5,000	3,621	0	0	0	0	0	0	0	0	4	4	25,000	21,603	6.25	7.14	7.91
Endowment at 62.....	0	0	0	0	1	1	10,000	7,534	0	0	0	0	0	0	0	0	6	5	32,000	27,186	9.38	8.93	9.73
5-year convertible term.....	0	0	0	0	0	0	0	0	0	0	0	0	0	0	0	0	10	9	86,210	80,448	15.62	16.07	26.22
Extended insurance.....	0	0	0	0	0	0	0	0	0	0	0	0	0	0	0	0	2	2	4,000	3,831	3.13	3.57	1.22
Total.....	6	4	19,000	14,776	6	6	44,457	32,498	1	1	3,000	2,061	2	2	7,000	4,644	64	56	328,733	286,905	100.00	100.00	100.00

TABLE NO. 46.—*Converted insurance death claims awarded during calendar year 1929, by class of disability causing death*

Classification	Effective date of award											
	1924			1925			1926			1927		
	Number	Lives	Amount	Number	Lives	Amount	Number	Lives	Amount	Number	Lives	Amount
Blood and blood-forming organs.....	0	0	0	0	0	\$383	0	0	0	0	0	0
Bones and cartilages.....	0	0	0	0	0	0	1	1	\$904	1	0	\$5,000
Circulatory system.....	0	0	0	0	0	0	0	0	0	5	5	21,960
Communicable and infectious diseases.....	0	0	0	0	0	0	0	0	0	0	0	0
Digestive system.....	0	0	0	0	0	0	0	0	0	2	2	2,361
Ear, nose, and throat.....	0	0	0	0	0	0	0	0	0	0	0	0
Endocrines.....	1	1	\$1,000	0	0	0	0	0	0	0	0	0
Genito-urinary system.....	0	0	0	0	0	0	0	0	0	0	0	0
Hernia.....	0	0	0	0	0	0	0	0	0	1	1	1,000
Joints and bursae.....	0	0	0	0	0	0	0	0	0	0	0	0
Lymphatic system.....	0	0	0	0	0	0	0	0	0	0	0	0
Nervous system.....	0	0	0	0	0	0	0	0	0	0	0	0
Obstetrical and gynecological.....	0	0	0	0	0	0	1	1	1,000	0	0	0
Parasitic.....	0	0	0	0	0	0	0	0	0	0	0	0
Poisonings and intoxications.....	0	0	0	0	0	0	0	0	0	0	0	0
Psychiatric.....	0	0	0	0	0	0	0	0	0	1	1	1,000
Respiratory system.....	0	0	0	0	0	0	0	0	0	0	0	0
Skin and its appendages.....	0	0	0	0	0	0	0	0	0	3	3	10,000
Tuberculosis.....	0	0	0	0	0	0	2	2	5,672	0	0	0
Tumors.....	0	0	0	0	0	0	2	2	4,000	2	1	5,580
Venereal.....	0	0	0	0	0	0	0	0	0	5	5	23,000
Miscellaneous.....	0	0	0	0	0	0	0	0	0	0	0	0
Total.....	1	1	1,000	0	0	383	6	6	11,637	33	30	143,196

Classification	Effective date of award						Total			Per cent of total		
	1928			1929								
	Number	Lives	Amount	Number	Lives	Amount	Number	Lives	Amount	Number	Lives	Amount
Blood and blood-forming organs.....	1	1	\$2,488	17	12	\$52,868	18	13	\$55,739	0.59	0.48	0.35
Bones and cartilages.....	26	23	124,943	124	106	593,064	152	130	693,971	4.95	4.84	4.36
Circulatory system.....	138	128	827,909	477	430	2,751,850	620	563	3,601,719	20.18	20.94	22.65
Communicable and infectious diseases.....	52	47	217,907	101	78	448,654	153	125	666,561	4.98	4.65	4.19
Digestive system.....	37	33	218,672	168	141	838,519	207	176	1,059,542	6.74	6.55	6.66
Ear, nose, and throat.....	3	3	8,041	10	9	60,000	13	12	68,041	.42	.45	.43
Endocrines.....	5	4	17,000	18	16	92,739	24	21	110,739	.78	.78	.70
Genito-urinary system.....	29	28	167,068	116	95	645,644	146	124	813,712	4.75	4.61	5.12
Hernia.....	0	0	0	5	3	17,000	5	3	17,000	.16	.11	.11
Joints and bursae.....	0	0	0	2	2	9,933	2	2	9,933	.07	.07	.06
Lymphatic system.....	1	1	10,000	7	7	54,548	8	8	64,548	.26	.30	.40
Nervous system.....	19	15	90,548	73	63	314,773	92	78	405,321	3.00	2.90	2.55
Obstetrical and gynecological.....	1	1	10,000	6	3	17,000	8	5	28,000	.26	.19	.18
Parasitic.....	2	1	4,000	3	3	20,728	5	4	24,728	.16	.15	.16
Poisonings and intoxications.....	26	21	112,795	73	62	416,429	100	84	530,224	3.26	3.13	3.33
Psychiatric.....	4	4	26,280	1	1	6,446	5	5	32,726	.16	.19	.21
Respiratory system.....	93	84	505,558	249	215	1,301,536	345	302	1,817,094	11.23	11.23	11.43
Skin and its appendages.....	4	4	18,000	12	12	62,591	16	16	80,591	.52	.60	.51
Tuberculosis.....	98	84	476,809	270	238	1,215,135	372	325	1,703,207	12.11	12.09	10.71
Tumors.....	44	38	203,620	146	125	832,719	197	170	1,063,339	6.41	6.32	6.69
Veneral.....	1	1	5,000	7	6	25,436	8	7	30,436	.26	.26	.19
Miscellaneous.....	130	122	676,600	433	381	2,272,229	576	515	3,022,124	18.75	19.16	19.01
Total.....	714	643	3,723,238	2,318	2,008	12,019,841	3,072	2,688	15,899,295	100.00	100.00	100.00

TABLE No. 47.—*Converted insurance disability claims awarded during calendar year, 1929, classified by cause of disability*

Classification	Effective date of award																	
	1920			1921			1922			1923			1924			1925		
	Num- ber	Lives	Amount	Num- ber	Lives	Amount	Num- ber	Lives	Amount	Num- ber	Lives	Amount	Num- ber	Lives	Amount	Num- ber	Lives	Amount
Abnormalities and congenital malformations.....	0	0	0	0	0	0	0	0	0	0	0	0	0	0	0	0	0	0
Blood and blood-forming organs.....	0	0	0	0	0	0	0	0	0	0	0	0	0	0	0	0	0	0
Bones and cartilages.....	0	0	0	0	0	0	0	0	0	0	0	0	0	0	0	0	0	0
Circulatory system.....	0	0	0	0	0	0	0	0	0	1	0	\$4,000	1	1	\$4,868	0	0	0
Communicable and infectious diseases.....	0	0	0	0	0	0	0	0	0	0	0	0	0	0	0	0	0	0
Digestive system.....	0	0	0	0	0	0	0	0	0	0	0	0	0	0	0	0	0	0
Ear, nose, and throat.....	0	0	0	0	0	0	0	0	0	0	0	0	0	0	0	0	0	0
Endocrines.....	0	0	0	0	0	0	0	0	0	0	0	0	0	0	0	0	0	0
Eye and annexe.....	0	0	0	0	0	0	0	0	0	0	0	0	0	0	0	0	0	0
Genito-urinary system.....	0	0	0	0	0	0	0	0	0	0	0	0	1	0	2,814	0	0	0
Joints and bursae.....	0	0	0	0	0	0	0	0	0	0	0	0	0	0	0	0	0	0
Lymphatic system.....	0	0	0	0	0	0	0	0	0	0	0	0	0	0	0	0	0	0
Muscles, fasciae, tendons, and tendon sheaths.....	0	0	0	0	0	0	0	0	0	0	0	0	0	0	0	0	0	0
Nervous system.....	0	0	0	0	0	0	0	0	0	1	1	1,000	0	0	0	1	1	\$3,000
Obstetrical and gynecological.....	0	0	0	0	0	0	0	0	0	0	0	0	0	0	0	0	0	0
Psychiatric.....	0	0	0	1	1	\$4,512	0	0	0	1	1	3,500	0	0	0	3	3	3,000
Respiratory system.....	0	0	0	0	0	0	0	0	0	0	0	0	0	0	0	0	0	0
Skin and its appendages.....	0	0	0	0	0	0	0	0	0	0	0	0	0	0	0	0	0	0
Tuberculosis.....	1	1	\$1,000	1	0	5,000	1	0	\$1,000	0	0	0	0	0	0	3	2	5,994
Tumors.....	0	0	0	0	0	0	0	0	0	0	0	0	1	1	978	0	0	0
Veneral.....	0	0	0	0	0	0	0	0	0	0	0	0	0	0	0	0	0	0
Miscellaneous.....	0	0	0	0	0	0	0	0	0	0	0	0	0	0	0	0	0	0
Total.....	11	1	1,000	2	1	9,512	1	0	1000	3	2	8,500	3	2	8,660	7	6	11,994

Classification	Effective date of award												Total			Per cent of total		
	1926			1927			1928			1929								
	Number	Lives	Amount	Number	Lives	Amount	Number	Lives	Amount	Number	Lives	Amount	Number	Lives	Amount	Number	Lives	Amount
Abnormalities and congenital malformations.....	0	0	0	0	0	0	1	1	\$5,000	0	0	0	1	1	\$5,000	0.06	0.07	0.05
Blood and blood-forming organs.....	0	0	0	1	0	\$2,500	2	2	15,000	4	4	\$27,500	7	6	45,000	.44	.45	.50
Bones and cartilages.....	0	0	0	1	1	966	2	1	6,000	11	10	72,330	14	12	79,296	.88	.89	.88
Circulatory system.....	4	3	\$7,407	3	3	15,000	53	44	317,294	111	90	726,363	173	141	1,074,932	10.92	10.46	11.88
Communicable and infectious diseases.....	0	0	0	1	1	5,000	9	8	61,000	27	17	121,000	37	26	187,000	2.34	1.93	2.07
Digestive system.....	1	1	3,000	0	0	0	6	5	39,000	9	6	47,500	16	12	89,500	1.01	.89	.99
Ear, nose, and throat.....	0	0	0	0	0	0	2	2	11,000	7	6	34,889	9	8	45,889	.57	.59	.51
Endocrines.....	1	1	10,000	1	1	2,500	5	4	40,000	17	17	135,000	24	23	187,500	1.52	1.71	2.07
Eye and annæa.....	0	0	0	0	0	0	7	7	28,000	8	7	31,000	15	14	59,000	.95	1.04	.65
Genito-urinary system.....	2	1	10,000	1	1	994	6	6	40,083	19	16	93,729	29	24	147,620	1.83	1.78	1.63
Joints and bursæ.....	4	1	5,000	3	3	24,000	24	19	145,000	48	41	294,041	79	64	468,041	4.99	4.75	5.18
Lymphatic system.....	0	0	0	0	0	0	1	1	10,000	1	1	10,000	2	2	20,000	.13	.15	.22
Muscles, fasciæ, tendons, and tendon sheaths.....	0	0	0	0	0	0	1	1	10,000	0	0	0	1	1	10,000	.06	.07	.11
Nervous system.....	1	1	2,000	8	7	59,000	55	47	293,893	83	73	451,272	149	130	810,155	9.41	9.64	8.96
Obstetrical and gynecological.....	0	0	0	1	1	5,000	0	0	0	0	0	0	1	1	5,000	.06	.07	.05
Psychiatric.....	6	5	10,500	27	21	129,916	91	77	419,516	92	82	515,162	221	190	1,086,106	13.95	14.10	12.01
Respiratory system.....	0	0	0	1	1	5,000	10	9	63,213	42	36	254,346	53	46	322,559	3.34	3.41	3.57
Skin and its appendages.....	0	0	0	0	0	0	3	3	25,000	3	3	25,000	6	6	50,000	.38	.45	.55
Tuberculosis.....	5	4	28,380	23	18	115,735	231	202	1,428,247	414	350	2,319,631	679	577	3,904,987	42.87	42.81	43.18
Tumors.....	0	0	0	1	1	5,000	8	8	34,914	10	10	78,000	20	20	118,892	1.26	1.48	1.31
Venereal.....	0	0	0	0	0	0	2	2	15,000	6	6	41,714	8	8	56,714	.51	.59	.63
Miscellaneous.....	1	1	1,785	0	0	0	13	12	97,500	26	23	171,698	40	36	270,983	2.52	2.67	3.00
Total.....	25	18	78,072	72	59	370,611	532	461	3,104,650	938	798	5,450,175	1,584	1,348	9,044,174	100.00	100.00	100.00

Classification	Duration of disability																			
	One-half year				1 year				2 years				3 years				4 years			
	Number	Lives	Amount of insurance	Commuted value at death	Number	Lives	Amount of insurance	Commuted value at death	Number	Lives	Amount of insurance	Commuted value at death	Number	Lives	Amount of insurance	Commuted value at death	Number	Lives	Amount of insurance	Commuted value at death
Blood and blood-forming organs.....	0	0	0	0	0	0	0	0	1	0	\$2,500	\$2,334	0	0	0	0	0	0	0	0
Bones and cartilages.....	1	0	\$1,000	\$990	0	0	0	0	0	0	0	0	0	0	0	0	0	0	0	0
Circulatory system.....	10	8	48,944	47,525	19	17	\$116,850	\$108,387	3	3	24,800	22,406	5	5	\$21,981	\$19,071	3	3	\$10,868	\$8,891
Communicable and infectious diseases.....	1	1	2,000	1,963	0	0	0	0	0	0	0	0	1	1	1,000	873	0	0	0	0
Dental.....	0	0	0	0	0	0	0	0	0	0	0	0	2	2	10,000	8,830	0	0	0	0
Ear, nose, and throat.....	0	0	0	0	0	0	0	0	0	1	10,000	9,148	0	0	0	0	0	0	0	0
Endocrines.....	1	1	2,000	1,963	0	0	0	0	0	0	0	0	0	0	0	0	0	0	0	0
Eye and annæxa.....	0	0	0	0	0	0	0	0	0	0	0	0	0	0	0	0	0	0	0	0
Genito-urinary system.....	0	0	0	0	4	3	20,994	19,323	1	1	2,000	1,836	0	0	0	0	1	1	10,000	7,694
Joints and bursae.....	0	0	0	0	2	2	15,000	13,333	0	0	0	0	0	0	0	0	1	0	2,814	2,345
Lymphatic system.....	0	0	0	0	1	1	10,000	9,548	0	0	0	0	0	0	0	0	0	0	0	0
Nervous system.....	1	1	5,000	4,908	9	7	51,500	48,182	5	4	25,000	23,211	2	2	11,000	9,651	4	3	12,000	10,197
Parasitic.....	0	0	0	0	1	1	10,000	9,728	0	0	0	0	0	0	0	0	0	0	0	0
Psychiatric.....	1	1	7,500	7,318	2	1	15,000	14,395	0	0	0	0	0	0	0	0	0	0	0	0
Respiratory system.....	4	2	20,000	18,869	4	4	28,500	25,609	0	0	8,000	7,465	0	0	0	0	0	0	0	0
Tuberculosis.....	25	24	154,849	142,381	64	57	353,606	322,361	39	34	205,079	184,371	18	17	94,994	83,999	17	14	56,000	47,229
Tumors.....	2	2	20,000	19,690	2	2	5,000	4,779	3	3	14,000	12,889	0	0	0	0	2	2	1,978	1,698
Miscellaneous.....	1	1	10,000	8,997	1	1	5,000	4,447	2	2	16,000	14,837	0	0	0	0	0	0	0	0
Total.....	47	41	271,293	254,604	109	96	631,450	580,102	57	50	307,379	278,497	29	28	139,881	123,203	28	23	93,660	78,054

Total

Classification	Duration of disability															
	5 years				6 years				7 years				8 years			
	Num- ber	Lives	Amount of insur- ance	Com- muted value at death	Num- ber	Lives	Amount of insur- ance	Com- muted value at death	Num- ber	Lives	Amount of insur- ance	Com- muted value at death	Num- ber	Lives	Amount of insur- ance	Com- muted value at death
Blood and blood-forming organs.....	0	0	0	0	0	0	0	0	0	0	0	0	0	0	0	0
Bones and cartilages.....	0	0	0	0	0	0	0	0	0	0	0	0	0	0	0	0
Circulatory system.....	1	1	\$10,000	\$8,005	0	0	0	0	0	0	0	0	0	0	0	0
Communicable and infectious diseases.....	1	1	5,000	4,066	0	0	0	0	0	0	0	0	0	0	0	0
Dental.....	0	0	0	0	0	0	0	0	0	0	0	0	0	0	0	0
Ear, nose, and throat.....	0	0	0	0	0	0	0	0	0	0	0	0	0	0	0	0
Endocrines.....	1	1	10,000	8,062	0	0	0	0	0	0	0	0	0	0	0	0
Eye and annexa.....	0	0	0	0	0	0	0	0	0	0	0	0	0	0	0	0
Genito-urinary system.....	2	1	2,000	1,674	0	0	0	0	0	0	0	0	0	0	0	0
Joints and bursae.....	0	0	0	0	0	0	0	0	0	0	0	0	0	0	0	0
Lymphatic system.....	1	1	1,000	787	3	3	\$25,000	\$17,866	0	0	0	0	0	0	0	0
Nervous system.....	0	0	0	0	0	0	0	0	0	0	0	0	0	0	0	0
Parasitic.....	0	0	0	0	1	1	10,000	7,713	0	0	0	0	1	1	\$5,000	\$3,243
Psychiatric.....	0	0	0	0	0	0	0	0	0	0	0	0	0	0	0	0
Respiratory system.....	6	6	28,000	22,737	6	6	23,000	17,290	2	2	\$6,000	\$4,353	4	4	22,000	14,799
Tuberculosis.....	0	0	0	0	0	0	0	0	0	0	0	0	0	0	0	0
Tumors.....	0	0	0	0	0	0	0	0	0	0	0	0	0	0	0	0
Miscellaneous.....	0	0	0	0	0	0	0	0	0	0	0	0	0	0	0	0
Total.....	12	11	56,000	45,331	10	10	58,000	42,869	2	2	6,000	4,353	5	5	27,000	18,042

TABLE NO. 48.—*Converted insurance disability claims terminated during calendar year 1929 on account of death of insured, by class of disability—Continued*

Classification	Duration of disability								Total				Per cent of total		
	9 years				10 years										
	Number	Lives	Amount of insurance	Com-muted value at death	Number	Lives	Amount of insurance	Com-muted value at death	Number	Lives	Amount of insurance	Com-muted value at death	Number	Lives	Amount of insurance
Blood and blood-forming organs.....	0	0	0	0	0	0	0	0	1	0	\$2,500	\$2,334	0.33	0.00	0.15
Bones and cartilages.....	0	0	0	0	0	0	0	0	1	0	1,000	990	.33	.00	.06
Circulatory system.....	0	0	0	0	0	0	0	0	41	37	233,443	214,285	13.53	13.71	14.47
Communicable and infectious diseases.....	0	0	0	0	0	0	0	0	3	3	8,000	6,902	.99	1.11	.50
Dental.....	0	0	0	0	0	0	0	0	2	2	10,000	8,830	.66	.74	.62
Ear, nose, and throat.....	0	0	0	0	0	0	0	0	1	1	10,000	9,148	.33	.37	.62
Endocrines.....	0	0	0	0	0	0	0	0	2	2	12,000	10,025	.66	.74	.74
Eye and annexa.....	0	0	0	0	0	0	0	0	1	1	10,000	7,694	.33	.37	.62
Genito-urinary system.....	1	1	\$10,000	\$6,640	0	0	0	0	7	5	35,808	30,144	2.31	1.85	2.22
Joints and bursae.....	0	0	0	0	0	0	0	0	4	3	17,000	15,007	1.32	1.11	1.05
Lymphatic system.....	0	0	0	0	0	0	0	0	1	1	10,000	9,548	.33	.37	.62
Nervous system.....	0	0	0	0	0	0	0	0	25	21	130,500	114,812	8.25	7.78	8.09
Parasitic.....	0	0	0	0	0	0	0	0	1	1	10,000	9,728	.33	.37	.62
Psychiatric.....	1	1	10,000	6,446	0	0	0	0	8	7	55,500	46,580	2.64	2.59	3.44
Respiratory system.....	0	0	0	0	0	0	0	0	9	7	49,406	45,257	2.97	2.59	3.06
Tuberculosis.....	1	1	2,000	1,297	1	1	\$1,000	\$609	183	166	946,528	841,426	60.40	61.48	58.66
Tumors.....	0	0	0	0	0	0	0	0	9	9	40,978	39,056	2.97	3.34	2.54
Miscellaneous.....	0	0	0	0	0	0	0	0	4	4	31,000	28,281	1.32	1.48	1.92
Total.....	3	3	22,000	14,383	1	1	1,000	609	303	270	1,613,663	1,440,047	100.00	100.00	100.00

TABLE NO. 49.—*Converted insurance disability claims terminated during calendar year 1929 on account of recovery, classified by cause of disability*

Classification	Duration of disability															
	One-half year				1 year				2 years				3 years			
	Number	Lives	Amount of insurance	Commuted value at recovery	Number	Lives	Amount of insurance	Commuted value at recovery	Number	Lives	Amount of insurance	Commuted value at recovery	Number	Lives	Amount of insurance	Commuted value at recovery
Circulatory system.....	0	0	0	0	0	0	0	0	0	0	0	0	2	1	\$10,000	\$8,536
Genito-urinary system.....	0	0	0	0	1	1	\$10,000	\$9,365	0	0	0	0	0	0	0	0
Joints and bursae.....	0	0	0	0	0	0	0	0	1	1	\$6,000	\$5,692	0	0	0	0
Nervous system.....	0	0	0	0	1	1	10,000	9,668	0	0	0	0	0	0	0	0
Psychiatric.....	0	0	0	0	2	2	15,000	14,517	4	3	21,000	19,590	2	2	15,000	13,831
Tuberculosis.....	1	1	\$1,000	\$952	2	2	4,000	3,831	13	11	75,500	69,131	4	4	18,000	16,388
Miscellaneous.....	0	0	0	0	1	1	9,210	8,797	0	0	0	0	0	0	0	0
Total.....	1	1	1,000	952	7	7	48,210	46,178	18	15	102,500	94,413	8	7	43,000	38,755

Classification	Duration of disability												Total				Per cent of total		
	6 years				7 years				8 years				9 years						
	Number	Lives	Amount of insurance	Commuted value at recovery	Number	Lives	Amount of insurance	Commuted value at recovery	Number	Lives	Amount of insurance	Commuted value at recovery	Number	Lives	Amount of insurance	Commuted value at recovery	Number	Lives	Amount of insurance
Circulatory system.....	0	0	0	0	0	0	0	0	0	0	0	0	2	1	\$10,000	\$8,536	3.13	1.79	3.04
Genito-urinary system.....	0	0	0	0	0	0	0	0	0	0	0	0	1	1	10,000	9,365	1.56	1.79	3.04
Joints and bursae.....	0	0	0	0	0	0	0	0	0	0	0	0	1	1	6,000	5,692	1.56	1.79	1.83
Nervous system.....	0	0	0	0	0	0	0	0	0	0	0	0	3	3	12,566	11,806	4.69	5.36	3.82
Psychiatric.....	1	1	\$5,000	\$4,031	1	1	\$5,000	\$3,621	0	0	0	0	12	10	67,000	60,731	18.75	17.85	20.38
Tuberculosis.....	5	3	14,000	10,745	5	5	39,457	38,877	1	1	\$3,000	\$2,061	43	38	212,957	181,161	67.18	67.85	64.78
Miscellaneous.....	0	0	0	0	0	0	0	0	0	0	0	0	2	2	10,210	9,614	3.13	3.57	3.11
Total.....	6	4	19,000	14,776	6	6	44,457	32,498	1	1	3,000	2,061	2	2	7,000	4,644	64	56	328,733

TABLE NO. 50.—*Report of United States Government life insurance in force December 31, 1929*

TOTAL, ALL PLANS

	Number	Amount	Number	Amount
Insurance in force Dec. 31, 1928.....	651,821	\$3,070,694,733.84		
Issued during 1929.....	14,199	64,460,665.00		
Total.....			666,020	\$3,135,155,398.84
Terminations:				
Death claims awarded.....	3,017	15,658,148.02		
Disability claims awarded.....	1,176	7,119,282.41		
Matured endowments.....	20	96,000.00		
Surrendered for cash.....	5,004	18,284,002.00		
Surrendered for paid-up insurance.....	94	519,110.00		
Lapsed.....	16,386	80,437,430.00		
Reduced.....	0	1,351,690.00		
Canceled.....	258	1,348,274.00		
Expired.....	8,101	37,335,131.00		
Change in data.....	6,531	30,569,495.00		
Total terminations.....	40,587	192,718,562.43		
Additions:				
Re-rated disability claims.....	65	316,703.00		
Paid-up insurance issued.....	96	137,624.00		
Revived.....	5,883	28,780,488.00		
Continued under extended insurance.....	10,349	47,066,325.00		
Change in data.....	6,560	30,559,009.00		
Total additions.....	22,953	106,880,149.00		
Net terminations.....			17,634	85,838,413.43
Insurance in force Dec. 31, 1929.....			648,386	3,049,316,985.41

TABLE NO. 51.—*Report of United States Government life insurance in force by plan, as of December 31, 1929*

Plan	Number	Amount	Plan	Number	Amount
Ordinary life.....	136,336	\$734,763,456.96	Endowment at age 62....	34,563	\$168,468,624.95
20-payment life.....	167,191	734,350,534.92	5-year convertible term....	98,855	674,854,199.00
30-payment life.....	28,635	147,312,562.70	Extended insurance.....	21,034	63,291,930.71
20-year endowment.....	127,111	377,739,186.09			
30-year endowment.....	34,661	148,536,490.08	Total.....	648,386	3,049,316,985.41

ADJUSTED COMPENSATION TABLES

TABLE NO. 52.—*Number of applications for adjusted compensation received by fiscal years from September, 1924, to June 30, 1930*

Date	Applications received
Total to June 30, 1925.....	2,845,180
Fiscal year: 1926.....	397,008
1927.....	183,216
1928.....	124,175
1929.....	138,689
1930.....	30,840
Total.....	3,719,208

TABLE NO. 53.—*Action taken on applications for adjusted compensation to June 30, 1930*

Branch of service	Claim	Number	Amount
Army.....	Cash:		
	(a) Veterans (\$50 or less).....	114, 505	\$4, 051, 485. 10
	(b) Dependents (\$50 or less).....	6, 269	171, 151. 74
	Dependents (over \$50).....	87, 267	30, 431, 348. 00
	Certificates.....	2, 945, 721	2, 953, 533, 024. 00
	\$60 lump-sum payments.....		2, 395, 140. 00
	Total.....	3, 153, 762	2, 990, 582, 148. 84
Navy.....	Cash:		
	(a) Veterans (\$50 or less).....	9, 091	245, 647. 69
	(b) Dependents (\$50 or less).....	486	11, 964. 58
	Dependents (over \$50).....	8, 852	3, 626, 371. 00
	Certificates.....	442, 051	470, 899, 774. 00
	\$60 lump-sum payments.....		162, 180. 00
	Total.....	460, 480	474, 945, 937. 27
Marine Corps.....	Cash:		
	(a) Veterans (\$50 or less).....	461	15, 248. 92
	(b) Dependents (\$50 or less).....	61	1, 767. 68
	Dependents (over \$50).....	2, 421	968, 057. 00
	Certificates.....	63, 602	69, 027, 489. 00
	\$60 lump-sum payments.....		85, 080. 00
	Total.....	66, 545	70, 097, 642. 60
Total.....	Cash:		
	(a) Veterans (\$50 or less).....	124, 057	4, 312, 381. 71
	(b) Dependents (over \$50).....	6, 816	184, 884. 00
	Dependents (over \$50).....	98, 540	35, 025, 776. 00
	Certificates.....	3, 451, 374	3, 493, 460, 287. 00
	\$60 lump-sum payments.....		2, 642, 400. 00
	Grand total.....	3, 680, 787	3, 535, 625, 728. 71

TABLE NO. 54.—*Death claims awarded on account of adjusted compensation, arranged by beneficiary, as of June 30, 1930*

Beneficiary	Payments to dependents \$50 or less		Payments to dependents over \$50		\$60 bonus	Payments on certificates matured by death		Total	
	Number	Amount	Number	Amount	Amount	Number	Amount	Number	Amount
Widow or widower.....	1, 694	\$48, 530	27, 993	\$10, 344, 858	\$239, 340	43, 775	\$44, 436, 941	73, 462	\$55, 069, 669
Child or children.....	849	21, 337	9, 071	3, 014, 208	209, 160	2, 373	2, 329, 336	12, 293	5, 574, 041
Mother.....	3, 619	97, 563	51, 193	18, 020, 213	1, 867, 200	17, 762	17, 674, 428	72, 574	37, 659, 404
Father.....	636	16, 963	9, 891	3, 492, 363	322, 500	3, 671	3, 759, 732	14, 198	7, 591, 558
Parent or parents and others.....						80	79, 933	80	79, 933
Other relatives.....	18	491	302	154, 134	4, 200	13, 104	13, 446, 776	13, 514	13, 605, 601
Estate.....						6, 098	6, 136, 908	6, 098	6, 136, 908
Other persons.....						2, 248	2, 353, 605	2, 248	2, 353, 605
Orphanage, hospital, etc.....						82	80, 877	82	80, 877
Total.....	6, 816	184, 884	98, 540	35, 025, 776	2, 642, 400	89, 193	90, 298, 536	194, 549	128, 151, 596

CENTRAL BOARD OF APPEALS TABLE

TABLE NO. 55.—Activities of central board of appeals, by sections, for the fiscal year 1930

	A		B		C		D		E		Total	
Cases on hand at beginning of year.....	99		118		94		480		83		874	
Cases received during the year.....	4,822		3,631		4,170		5,439		2,323		20,385	
Cases disposed of during the year.....	4,267		3,612		3,850		5,336		2,336		19,401	
Cases on hand at end of year.....	654		137		414		583		70		1,888	
Number of hearings during the year.....	1,319		1,308		571		853		295		4,346	

Reasons for appeals	Rating board decisions reversed		Rating board decisions confirmed	Total decisions	Rating board decisions reversed		Rating board decisions confirmed	Total decisions	Rating board decisions reversed		Rating board decisions confirmed	Total decisions	Rating board decisions reversed		Rating board decisions confirmed	Total decisions	Rating board decisions reversed		Rating board decisions confirmed	Total decisions
	Number	Per cent			Number	Per cent			Number	Per cent			Number	Per cent			Number	Per cent		
Increased rating.....	---	---	---	---	101	21.17	376	477	61	11.01	493	554	122	19.30	510	632	45	22.50	155	200
Service connection.....	---	---	---	---	125	11.17	994	1,119	117	9.68	1,093	1,210	263	15.92	1,389	1,652	103	17.28	493	596
Permanent total rating.....	---	---	---	---	25	29.07	61	86	17	13.71	107	124	13	8.13	147	160	23	31.51	50	73
Retroactive rating.....	---	---	---	---	49	34.27	94	143	39	38.24	63	102	56	36.60	97	153	27	30.68	61	88
Cases under Regulation 165.....	---	---	---	---	25	20.49	97	122	68	34.52	129	197	64	21.55	233	297	30	22.56	103	133
Rating for insurance purposes.....	---	---	---	---	---	---	---	---	---	---	---	---	---	---	---	---	---	---	---	---
Allowance for attendant.....	---	---	---	---	1	50.00	1	2	3	25.00	9	12	2	22.22	7	9	2	40.00	3	5
Change of occupational status.....	---	---	---	---	---	---	---	---	---	---	---	---	---	---	---	---	---	---	---	---
Hospital observation or treatment.....	---	---	---	---	---	---	---	---	---	---	---	---	---	---	---	---	---	---	---	---
Reason not reported.....	681	27.02	1,839	2,520	---	---	---	---	---	---	---	---	---	---	---	---	---	---	---	---
Dental treatment.....	---	---	---	---	---	---	---	---	---	---	---	---	---	---	---	---	1	100.00	---	1
Total.....	681	27.02	1,839	2,520	326	16.72	1,624	1,950	305	13.87	1,894	2,199	521	17.93	2,385	2,906	231	20.92	873	1,104
Bureau employees cases rated.....	---	---	---	---	---	---	220	220	28	20.59	405	136	18	16.98	88	166	40	20.10	159	199
Referred under Regulation 213.....	---	---	---	---	132	21.39	485	617	334	30.95	745	1,079	500	30.10	1,161	1,661	263	31.57	570	833
Total decisions.....	681	27.02	1,839	2,520	458	16.43	2,329	2,787	667	19.54	2,747	3,414	1,039	22.23	3,634	4,673	534	25.00	1,602	2,136
Cases returned, no action.....	---	---	---	---	---	---	---	---	---	---	---	---	---	---	---	---	---	---	---	---
Action other than decisions.....	---	---	---	---	---	---	---	---	---	---	---	---	---	---	---	---	---	---	---	---
Grand total.....	---	---	---	4,267	---	---	3,612	---	---	---	3,850	---	---	---	5,336	---	---	---	2,336	---

FINANCE TABLES

TABLE NO. 56.—Appropriations versus disbursements to June 30, 1930

Purpose	Receipts			Disbursements		Covered into Treasury	Balance
	Appropriation	Other than appropriation	Total	Fiscal year	To date		
Salaries and expenses, 1918	\$3,387,800.00		\$3,387,800.00		\$3,316,993.93	\$70,806.07	
Salaries and expenses, 1919	16,468,500.00		16,468,500.00	1 59.17	15,842,388.25	626,111.75	
Salaries and expenses, 1920	15,862,806.00		15,862,806.00	1 124.06	15,343,280.52	519,545.48	
Salaries and expenses, 1921	10,324,400.00		10,324,400.00	1 30.67	9,241,462.21	1,082,937.79	
Salaries and expenses, 1922	7,400,400.00		7,400,400.00		6,181,807.41	1,188,830.93	\$29,761.66
Salaries and expenses, 1923	34,970,974.65	\$1,086.52	34,972,061.17	1 13.70	33,782,178.49	1,189,882.68	
Salaries and expenses, 1924	49,984,063.00	8,505.80	49,992,568.80	334,345.33	42,971,833.60	7,020,735.20	334,436.11
Salaries and expenses, 1925	48,015,000.00		48,015,000.00	1 335,948.74	44,640,228.98	3,040,334.91	
Salaries and expenses, 1926	42,364,000.00		42,364,000.00	1 55.52	41,076,633.75	387,351.59	14.66
Salaries and expenses, 1927	38,483,000.00		38,483,000.00	1 902.67	37,245,350.40	1,236,711.76	937.84
Salaries and expenses, 1928	38,200,000.00		38,200,000.00	433.76	30,170,828.91		29,171.09
Salaries and expenses, 1929	40,494,152.00		40,494,152.00	1,758,692.30	40,245,787.35		248,364.65
Salaries and expenses, 1930	42,700,000.00		42,700,000.00	39,833,322.01	39,833,322.01		2,866,677.99
Printing and binding, 1924	300,000.00		300,000.00		140,398.98	159,601.02	
Printing and binding, 1925	275,000.00		275,000.00		163,269.51	111,730.49	
Printing and binding, 1926	117,000.00		117,000.00		114,666.65	2,333.35	
Printing and binding, 1927	165,000.00		165,000.00		159,476.04	5,523.96	
Printing and binding, 1928	125,000.00		125,000.00	4,926.36	125,000.00		
Printing and binding, 1929	135,000.00		135,000.00	41,689.34	135,000.00		
Printing and binding, 1930	125,000.00		125,000.00	102,971.02	102,971.02		22,028.98
Administrative expenses adjusted compensation, 1924-25	1,188,500.00		1,188,500.00		835,069.73	353,430.27	
Adjusted service and dependent pay	41,629,398.00		41,629,398.00	3,130,274.35	38,366,608.88		3,268,789.12
Adjusted service certificate fund	672,000,000.00	61,857,835.88	733,857,835.88	20,131,368.75	1 91,344,173.12		642,513,662.76
Increase of compensation, 1920	1,515,000.00		1,515,000.00		1,286,694.81		
Increase of compensation, 1921	780,000.00		780,000.00		726,779.55	228,305.19	
Increase of compensation, 1922	2,923,024.00		2,923,024.00		2,044,585.93	53,220.45	
Increase of compensation, 1923	4,013,480.00		4,013,480.00		2,730,494.56	878,438.07	
Increase of compensation, 1924	3,353,280.00		3,353,280.00		1,809,876.29	1,279,189.60	3,795.84
Vocational rehabilitation	8,000,000.00	28.30	8,000,028.30		7,998,719.28	1,443,189.04	214.67
Vocational rehabilitation, 1920	31,000,000.00		31,000,000.00	1 289.67	30,935,540.24	64,459.76	
Vocational rehabilitation, 1921	105,000,000.00		105,000,000.00	1 1,506.49	102,394,583.15	2,605,416.85	
Vocational rehabilitation, 1922	178,214,182.00	654.27	178,214,836.27	1 3,542.09	165,761,128.08	12,453,707.59	
Vocational rehabilitation, 1923	148,209,188.80	58,434.63	148,267,623.43	1 5,729.33	147,733,475.54	534,147.89	
Vocational rehabilitation, 1924	120,743,000.00	786,177.42	121,529,177.42	1 5,964.84	108,910,766.21	17,618,411.21	
Vocational rehabilitation, 1925	89,000,000.00		89,000,000.00	1 3,125.61	58,984,827.88	30,015,172.12	
Vocational rehabilitation, 1926	24,804,657.36		24,804,657.36	1 23.27	24,804,585.39		71.97
Vocational rehabilitation, 1926-7-2-1928	2,389,342.64		2,389,342.64	1 49.37	2,371,555.69		17,786.95
Vocational rehabilitation revolving fund	500,000.00		500,000.00		10,175.65		489,824.35
Vocational rehabilitation special fund		78,144.50	78,144.50		78,060.98		83.52

1 Credit.

1 Represents payments on death claims.

TABLE NO. 56.—Appropriations versus disbursements to June 30, 1930—Continued

Purpose	Receipts			Disbursements		Covered into Treasury	Balance
	Appropriation	Other than appropriation	Total	Fiscal year	To date		
Medical and hospital services, 1921.....	\$54,710,272.00		\$54,710,272.00		\$54,268,429.25	\$436,667.13	\$5,175.62
Medical and hospital services, 1922.....	78,278,930.00		78,278,930.00	\$1,556.29	68,784,726.18	9,494,203.82	
Medical and hospital services, 1923.....	64,658,680.00	\$44,709.99	64,703,389.99	1,263.94	48,468,403.95	18,234,986.04	
Medical and hospital services, 1924.....	45,883,710.00	852,786.13	46,736,496.13	1,668.43	29,183,649.46	17,552,846.67	
Medical and hospital services, 1925.....	43,980,515.59		43,980,515.59	1,416.09	33,964,748.59	10,015,767.00	
Medical and hospital services, 1926.....	34,671,484.41		34,671,484.41	1,152.09	33,410,015.24	1,261,467.76	1.41
Medical and hospital services, 1927 and prior years.....	30,501,000.00		30,501,000.00	1,10,941.64	30,366,742.89	130,775.82	3,481.29
Medical and hospital services, 1928 and prior years.....	29,575,000.00		29,575,000.00	133,135.43	29,520,130.52		54,869.48
Medical and hospital services, 1929 and prior years.....	31,675,000.00		31,675,000.00	4,904,226.23	30,134,436.94		1,540,563.06
Medical and hospital services, 1930 and prior years.....	31,650,000.00		31,650,000.00	25,983,213.46	25,983,213.46		5,666,786.54
Medical and hospital services, 1930.....	3,000,000.00		3,000,000.00	1,177,629.73	1,177,629.73		1,822,370.27
Hospital facilities and services.....	38,000,000.00		38,000,000.00	3,959,547.11	25,343,549.30		12,656,450.70
Hospital facilities and services, 1924-1926.....	3,850,000.00		3,850,000.00		3,846,117.20	3,882.80	
Hospital facilities and services, 1926-27.....	8,000,000.00		8,000,000.00		7,650,000.00	350,000.00	
Hospital facilities and services, 1928-29.....	7,000,000.00		7,000,000.00	4,281,837.62	6,448,527.96		551,472.04
Soldiers' and sailors' civil relief claims, 1923.....	25,000.00		25,000.00		19,383.65	5,616.35	
Military and naval compensation.....	675,600,000.00		675,600,000.00	1,19,722.89	674,790,858.90	809,141.10	
Military and naval compensation, 1925 and prior years.....	65,230,000.00		65,230,000.00	1,6,729.48	65,104,006.74	125,993.26	
Military and naval compensation, 1926 and prior years.....	154,288,000.00		154,288,000.00	1,4,185.16	154,162,880.43	121,022.98	4,096.59
Military and naval compensation, 1927 and prior years.....	140,541,000.00		140,541,000.00	1,14,425.61	140,392,002.94	134,868.79	14,128.27
Military and naval compensation, 1928 and prior years.....	215,100,000.00		215,100,000.00	1,18,639.21	215,066,803.48		33,396.52
Military and naval compensation, 1929 and prior years.....	189,300,000.00		189,300,000.00	1,197,639.94	189,073,966.72		226,033.28
Military and naval compensation, 1930 and prior years.....	205,200,895.55		205,200,895.55	199,390,910.38	199,390,910.38		5,809,985.17
Military and naval insurance.....	23,000,000.00	453,134,262.18	476,134,262.18	285,183.20	474,378,364.16		1,755,898.02
Military and naval insurance, 1923.....	13,285,000.00		13,235,000.00	1,418.78	13,228,141.49	6,858.51	
Military and naval insurance, 1924.....	90,000,000.00		90,000,000.00	1,1,050.55	89,982,614.48	17,385.52	
Military and naval insurance, 1925.....	88,000,000.00		88,000,000.00	1,848.37	87,953,387.53	46,612.47	
Military and naval insurance, 1926.....	116,080,000.00		116,080,000.00	1,1,659.88	116,059,872.71	20,127.29	
Military and naval insurance, 1927 and prior years.....	123,000,000.00		123,000,000.00	1,2,664.23	122,877,815.61	119,394.89	2,789.50
Military and naval insurance, 1928 and prior years.....	114,000,000.00		114,000,000.00	1,10,955.66	113,907,723.63		92,276.37
Military and naval insurance, 1929 and prior years.....	115,250,000.00		115,250,000.00	5,556.27	115,196,767.02		53,232.98
Military and naval insurance, 1930 and prior years.....	123,849,104.45		123,849,104.45	122,495,751.69	122,495,751.69		1,353,352.76
United States Government life insurance.....		568,076,528.15	568,076,528.15	24,677,347.60	117,723,494.98		450,353,033.17
Allotment trust fund.....		320,526,000.00	320,526,000.00	1,123.52	300,839,136.14		19,686,863.86
Military and naval family allowances.....	298,615,000.00		298,615,000.00	1,242.82	282,062,049.78	15,900,000.00	632,950.22
Marine and seamen's insurance.....	50,000,000.00	53,148,319.94	103,148,319.94		35,076,318.69	67,000,000.00	1,072,001.25
Miscellaneous.....	178,118.09		178,118.09	65,500.80	178,112.34		5.75
Total.....	5,131,086,858.54	1,458,573,473.71	6,589,660,332.25	452,150,622.17	5,210,485,043.73	225,957,143.22	1,153,218,145.30

1 Credit.

2 Does not include investments and loans.

TABLE No. 57.—*Analysis of reported obligations from all appropriations, fiscal year, 1930*

CLASSIFICATION		Total
Personal services:		
Salaries		\$39, 135, 491
Special and miscellaneous payments		3, 202, 707
Supplies and materials:		
Stationery and office supplies		528, 686
Medical and hospital supplies		1, 308, 452
Scientific and educational supplies		35, 000
Fuel		719, 164
Wearing apparel and sewing supplies		305, 721
Forage		141, 328
Provisions		7, 562, 472
Sundry supplies		260, 899
Communication service:		
Telegraph service		16, 312
Telephone service		130, 173
Other communication service		37, 945
Travel expenses:		
Transportation		2, 515, 437
Subsistence		532, 200
Special and miscellaneous expenses incident to travel		335, 100
Transportation of things		848, 423
Printing and binding, engraving, lithographing, photographing, and typewriting (service)		
(job work): Printing and binding		124, 899
Furnishing of heat, light, power, etc.		846, 652
Rents		883, 434
Repairs and alterations		3, 454, 427
Special and miscellaneous current expenses		156, 752
Pension retirement salaries, annuities, World War allowances, and insurance losses:		
Military and naval compensation for death and disability		206, 000, 000
Other World War allowances (adjusted compensation)		3, 134, 978
Insurance losses (converted insurance)		24, 303, 777
Military and naval insurance		122, 590, 385
Grants, subsidies, and contributions: Burials		2, 725, 000
Equipment:		
Furniture, furnishings, and fixtures		2, 074, 493
Educational, scientific, and recreational equipment		100, 000
Other equipment		13, 698
Structures and parts and nonstructural improvements to land (including field equipment)		13, 421, 147
Investments (includes working capital funds):		
Investment of trust funds—		
1. Government life-insurance trust fund		56, 097, 829
2. Adjusted service certificate fund		112, 000, 000
Subtotal		605, 540, 981
Additional amounts transferred to other departments and establishments:		
War Department		2, 966, 000
Navy Department		3, 558, 680
St. Elizabeths Hospital		230, 962
Treasury Department (Public Health Service)		759, 675
Agricultural Department		16, 403
Total		613, 072, 701

TABLE No. 58.—Disbursements made from all appropriations, by fiscal years

Date	Salaries and expenses								Increase of compensation 1920-1924
	1918-1927		1928		1929		1930		
	Direct	Allotments	Direct	Allotments	Direct	Allotments	Direct	Allotments	
To June 30, 1918	\$2,828,929.49								
Fiscal year 1919	16,270,257.38								
Fiscal year 1920	15,341,125.31								
Fiscal year 1921	9,405,474.86								\$1,286,698.81
Fiscal year 1922	6,013,726.37								731,794.89
Fiscal year 1923	33,003,791.50								1,996,326.40
Fiscal year 1924	40,218,667.43	\$2,961,450.00							2,751,180.02
Fiscal year 1925	45,142,056.23	17,368.23							1,929,637.67
Fiscal year 1926	42,293,819.09	6,247.67							6,093.68
Fiscal year 1927	36,712,606.96	1 231,093.59							3,183.66
Fiscal year 1928	1,146,371.02	1 1,351.97	\$36,804,231.95						1 20.00
Fiscal year 1929	1 6,758.06		1 486,236.84		\$38,580,405.71				1 96.67
Fiscal year 1930	1 2,739.20		5,360.12		1 800,381.64		\$39,936,293.03		
Total	1 248,367,328.38	2,752,620.34	1 38,295,828.91		1 40,380,787.35		1 39,936,293.03		8,698,431.14

Date	Adjusted compensation				Allotments and allowances	Vocational rehabilitation				
	Administrative expense	Certificate fund	Dependent pay			No date	1920-1925	1926	1926-July 2, 1928	Special fund
To June 30, 1918					\$106,240,494.84					
Fiscal year 1919					392,882,494.33					
Fiscal year 1920					53,568,637.08	\$6,549,549.15	\$28,102,424.38			
Fiscal year 1921					23,774,032.06	220,372.65	98,844,620.56			
Fiscal year 1922					4,982,113.22	424,021.19	165,627,120.03			
Fiscal year 1923					1 273,582.36	30,837.78	149,401,923.42			
Fiscal year 1924					13,082.95	774,137.90	106,180,311.97			\$67,088.33
Fiscal year 1925	\$809,001.22	\$4,607,401.00	\$3,038,456.65		10,045.26	1 124.40	60,482,603.24			7,437.19
Fiscal year 1926	26,060.38	15,354,526.61	5,626,193.46		1 21,200.66	1 164.34	1 131,715.84	\$24,709,000.73		3,606.09
Fiscal year 1927	8.13	14,407,783.32	9,959,630.34		1 187,637.52	81.63	15,458.15	95,693.22	\$2,095,022.71	1 70.63
Fiscal year 1928		17,098,354.86	10,152,767.74		1 60,952.21	1 43.90	1 21,548.65	1 80.56	255,397.60	
Fiscal year 1929		19,744,738.58	6,453,346.34		1 8,707.41	51.32	1 24,155.21	1 4.73	21,184.75	
Fiscal year 1930		20,131,368.75	3,130,214.35		2,366.34		1 20,152.03	1 23.27	1 49.37	
Total	835,069.73	91,344,173.12	38,360,608.88	582,921,185.92	7,998,719.28	609,720,321.70	24,804,585.39	2,371,555.69		78,060.98

Date	Medical and hospital services							
	1921-1927		1928		1929		1930	
	Direct	Allotments	Direct	Allotments	Direct	Allotments	Direct	Allotments
Fiscal year 1921	\$2,930,196.62	\$42,347,668.00						
Fiscal year 1922	35,654,904.52	33,315,663.90						
Fiscal year 1923	40,190,347.29	11,257,517.34						
Fiscal year 1924	24,214,238.91	5,404,508.37						
Fiscal year 1925	26,678,526.59	6,354,845.05						
Fiscal year 1926	26,741,207.33	4,456,739.87						
Fiscal year 1927	26,833,407.23	4,721,571.96						
Fiscal year 1928	4,820,352.76	500,063.59	\$20,495,679.41	\$4,350,767.92				
Fiscal year 1929	52,739.38	14,786.67	4,191,493.66	349,054.10	\$21,719,544.91	\$3,510,665.80		
Fiscal year 1930	15,136.77	17,861.71	133,135.43		4,892,758.33	11,467.90	\$23,401,212.39	\$3,759,630.80
Total	188,110,783.86	108,335,931.70	24,820,308.50	4,699,822.02	26,612,303.24	3,522,133.70	23,401,212.39	3,759,630.80

Date	Hospital facilities and services		Military and naval compensation	Military and naval insurance	United States Government life insurance	Marine and seamen's insurance	Soldiers' and sailors' civil relief claims	Total
	Direct	Allotments						
To June 30, 1918			\$341,365.27	\$840,388.88		\$26,565,511.38		\$138,816,689.86
Fiscal year 1919			11,301,342.65	43,798,357.93		7,706,896.37		471,959,348.66
Fiscal year 1920			103,122,714.92	85,926,096.99		514,881.79		294,459,999.75
Fiscal year 1921			121,305,053.43	94,904,353.38	\$47,868.32	56,911.56		396,577,173.48
Fiscal year 1922	\$871,500.00	\$45,000.00	123,350,542.45	102,988,870.13	2,056,685.47	249,075.78		481,603,795.07
Fiscal year 1923	2,582,959.60	61,420.87	125,594,269.62	99,418,389.29	6,700,194.79	9,525.50	\$19,769.56	470,815,632.55
Fiscal year 1924	9,216,649.86	11,724.89	115,494,991.41	101,239,648.19	7,481,512.37	4,100.00	1 251.16	415,138,398.17
Fiscal year 1925	3,903,925.86	1 9,250.00	129,597,457.54	104,136,493.50	8,982,316.34	1,500.00	1 24.11	6 393,755,857.18
Fiscal year 1926	4,511,491.97	1 319.93	164,437,139.42	136,975,113.97	9,882,287.93	1 33,583.69		7 436,105,174.36
Fiscal year 1927	4,599,257.84		173,476,965.39	120,963,998.81	11,864,371.29		1 110.64	8 405,348,447.70
Fiscal year 1928	5,221,569.72		181,799,665.82	120,770,802.24	17,664,329.21			9 421,000,759.69
Fiscal year 1929	4,044,330.08	1 1.25	188,930,453.58	121,349,027.79	22,301,640.58	1,500.00		10 432,742,969.44
Fiscal year 1930	8,241,384.73		199,229,268.09	122,768,894.22	24,677,347.60			11 452,150,622.17
Total	43,193,069.66	95,124.80	1,637,981,229.59	1,256,080,438.32	117,723,494.98	35,076,318.69	19,383.65	12 5,210,485,043.73

1 Credits.

2 Includes printing and binding 1924-1927, \$577,811.18.

3 Includes printing and binding 1928, \$125,000.00.

4 Includes printing and binding 1929, \$135,000.00.

5 Includes printing and binding 1930, \$102,971.02.

6 Includes miscellaneous expenditures, \$13,559.21.

7 Includes miscellaneous expenditures, \$12,153.00.

8 Includes miscellaneous expenditures, \$21,452.17.

9 Includes miscellaneous expenditures, \$4,477.81.

10 Includes miscellaneous expenditures, \$60,969.35.

11 Includes miscellaneous expenditures, \$65,500.80.

12 Includes revolving fund loans outstanding July 1, 1930, \$10,175.65; also amounts carried in notes 6, 7, 8, 9, 10, and 11.

TABLE No. 59.—Policy loans.—United States Government life insurance fund

1929	Loans out- standing at beginning of month	New loans is- sued during month	Repayments							Total repay- ments	Net increase for month	Loans out- standing at end of month
			By cash	By deduction from—								
				Surrenders	Loans	Claims	Matured endow- ments	Dividend deposits and pay- ments				
July.....	\$42,593,688.08	\$3,395,187.29	\$172,184.95	\$249,376.18	\$1,853,174.05	\$21,339.16	\$1,000.00	\$63.67	\$2,297,138.01	\$1,098,049.28	\$43,991,737.36	
August.....	43,691,737.36	3,400,226.04	183,872.79	171,986.30	1,854,421.08	19,275.77	0	281.62	2,229,837.56	1,170,391.48	44,862,128.84	
September.....	44,862,128.84	3,244,212.52	145,462.76	257,490.52	1,812,800.96	26,847.49	5,723.00	204.09	2,248,528.82	995,683.70	45,857,812.54	
October.....	45,857,812.54	3,860,110.36	176,236.54	261,107.45	1,990,909.60	27,415.79	0	244.62	2,455,914.00	1,404,196.36	47,262,008.90	
November.....	47,262,008.90	6,476,190.58	171,779.60	201,715.64	3,037,129.71	14,519.63	0	215.78	3,425,360.36	3,050,830.22	50,312,839.12	
December.....	50,312,839.12	4,041,005.45	146,211.19	166,989.82	1,887,301.25	22,829.34	0	323.26	2,223,654.86	1,817,350.59	52,130,189.71	
1930												
January.....	52,130,189.71	5,821,388.24	243,338.55	246,287.16	3,663,497.98	27,443.60	3,654.32	187.33	4,184,408.94	1,636,979.30	53,767,169.01	
February.....	53,767,169.01	4,490,338.31	234,099.10	225,480.70	2,721,111.69	27,502.47	0	240.12	3,208,434.08	1,271,904.23	55,039,073.24	
March.....	55,039,073.24	4,796,488.66	266,284.94	341,307.13	2,901,636.24	38,531.76	0	150.53	3,547,910.60	1,248,578.06	56,287,651.30	
April.....	56,287,651.30	4,478,616.71	247,314.38	293,467.17	2,638,762.57	33,565.96	0	484.30	3,213,594.38	1,265,022.33	57,552,673.63	
May.....	57,552,673.63	4,650,247.65	233,027.81	355,355.30	2,776,332.50	32,318.55	812.51	230.09	3,398,076.76	1,252,170.89	58,804,844.52	
June.....	58,804,844.52	5,472,269.00	170,923.68	274,967.10	3,326,494.68	26,911.96	0	126.21	3,799,423.63	1,672,845.37	60,477,689.89	
Total.....		54,116,283.81	2,390,736.29	3,045,530.47	30,463,572.31	318,501.48	11,189.83	2,751.62	36,232,282.00	17,884,001.81		

SUMMARY FOR FISCAL YEAR 1930

Total amount of policy loans issued to date.....	\$169,240,214.80
Outstanding policy loans July 1, 1929.....	42,593,688.08
New loans issued during fiscal year.....	\$54,116,283.81
Less:	
Repayments in cash.....	\$2,390,736.29
Repayments by deduction:	
(a) From new loans.....	\$30,463,572.31
(b) From surrenders.....	3,045,530.47
(c) From claims.....	318,501.48
(d) From dividend deposits and dividend payments.....	2,751.62
(e) From matured endowments.....	11,189.83
Total collection by deduction.....	33,841,545.71
Total repayments.....	36,232,282.00
Net increase in outstanding loans.....	17,884,001.81
Outstanding policy loans June 30, 1930.....	60,477,689.89

TABLE NO. 60.—*Financial statement of the United States Government Life Insurance Fund by calendar years from origin of fund to December 31, 1929*

	From origin to Dec. 31, 1922	1923	1924	1925	1926	1927	1928	1929
Ledger assets December 31	\$64, 154, 848. 86	\$71, 428, 561. 66	\$103, 731, 836. 63	\$137, 564, 186. 64	\$178, 294, 158. 80	\$227, 192, 167. 62	\$293, 007, 839. 03	\$360, 172, 852. 59
INCOME								
Premiums.....	74, 472, 204. 31	33, 594, 279. 66	36, 775, 206. 74	40, 978, 147. 22	49, 544, 202. 37	64, 409, 927. 59	69, 912, 340. 90	69, 167, 676. 35
Interest.....	4, 814, 781. 79	3, 883, 286. 25	5, 154, 961. 72	6, 608, 550. 63	8, 498, 358. 76	10, 728, 639. 93	12, 993, 056. 36	15, 959, 415. 28
Increase by amortization of bonds.....	337, 887. 83	182, 562. 67	191, 990. 54	199, 162. 21	203, 237. 45	47, 153. 24	0. 00	0. 00
Dividends deposited by policyholders.....	6, 765. 45	9, 908. 23	18, 960. 70	26, 440. 34	33, 790. 04	46, 778. 00	62, 200. 53	67, 832. 35
Received from United States on account of the extra hazards of military and naval service.....	5, 619, 943. 89	3, 196, 628. 93	2, 355, 102. 20	4, 343, 604. 07	4, 342, 278. 66	5, 192, 274. 40	8, 640, 285. 19	8, 682, 828. 22
Consideration for supplementary installment contracts under claims.....	0. 00	6, 442, 498. 55	2, 386, 853. 50	3, 316, 978. 84	3, 971, 672. 63	4, 901, 770. 88	8, 802, 343. 83	9, 446, 853. 31
Other income.....	47, 048. 69	47, 192. 41	96, 673. 27	79, 776. 96	89, 154. 48	2, 658, 194. 30	1, 177, 106. 14	506, 691. 45
Total income	85, 298, 631. 96	47, 356, 356. 70	46, 978, 748. 67	55, 552, 660. 27	66, 682, 694. 39	87, 984, 738. 34	101, 587, 332. 95	103, 831, 296. 96
Total	149, 453, 480. 82	118, 784, 918. 36	150, 711, 585. 30	193, 116, 846. 91	244, 976, 853. 19	315, 176, 905. 96	394, 595, 171. 98	464, 004, 149. 55
DISBURSEMENTS								
Claims (death and total permanent disability).....	7, 388, 899. 10	9, 494, 042. 19	6, 201, 436. 22	7, 350, 917. 72	8, 968, 967. 04	11, 954, 185. 75	19, 764, 935. 91	22, 478, 065. 43
Surrender values.....	2, 354, 664. 17	1, 898, 456. 07	2, 583, 236. 82	2, 733, 629. 50	3, 303, 056. 13	3, 571, 933. 68	4, 960, 046. 78	6, 326, 624. 16
Accrued interest on bonds purchased.....	778, 567. 76	272, 326. 85	306, 406. 50	357, 693. 75	430, 557. 63	493, 636. 00	116, 037. 73	85, 114. 78
Premiums refunded, disapproved applications, and premiums paid in advance.....	433, 448. 79	209, 369. 87	196, 054. 69	154, 385. 91	214, 897. 25	369, 961. 11	819, 005. 56	433, 317. 14
Dividends paid policyholders.....	2, 624, 810. 38	2, 058, 615. 97	2, 587, 932. 85	2, 798, 258. 95	3, 088, 667. 61	3, 848, 752. 29	5, 961, 484. 04	6, 039, 283. 67
Paid on supplementary installment contracts under claims.....	00. 00	1, 107, 999. 58	1, 196, 648. 58	1, 337, 504. 08	1, 556, 298. 30	1, 755, 842. 24	2, 408, 166. 29	3, 299, 932. 06
Other disbursements.....	289, 680. 10	12, 271. 20	75, 683. 00	90, 298. 20	222, 241. 61	174, 755. 86	392, 643. 08	534, 500. 72
Total disbursements	13, 870, 070. 30	15, 053, 081. 73	13, 147, 398. 66	14, 822, 688. 11	17, 784, 685. 57	22, 169, 066. 93	34, 422, 319. 39	39, 196, 857. 96
Balance	135, 583, 410. 52	103, 731, 836. 63	137, 564, 186. 64	178, 294, 158. 80	227, 192, 167. 62	293, 007, 839. 03	360, 172, 852. 59	424, 807, 291. 59
ASSETS								
Ledger assets								
Book value of bonds, amortized.....	130, 064, 485. 32	96, 885, 767. 06	127, 147, 236. 13	161, 274, 835. 84	204, 563, 400. 22	223, 924, 734. 06	229, 571, 190. 93	210, 874, 052. 51
Policy loans.....	3, 488, 625. 95	5, 721, 787. 68	9, 875, 242. 64	14, 849, 466. 11	20, 934, 731. 40	28, 218, 101. 74	36, 584, 274. 09	52, 130, 189. 71
Adjusted-service certificate loans.....						35, 363, 964. 55	85, 570, 332. 73	149, 651, 088. 12
Cash on hand.....	2, 030, 299. 25	1, 124, 281. 89	541, 707. 87	2, 169, 856. 85	1, 694, 036. 00	5, 501, 038. 68	8, 447, 054. 84	12, 151, 961. 25
Total ledger assets as per "Balance" under income and disbursements	135, 583, 410. 52	103, 731, 836. 63	137, 564, 186. 64	178, 294, 158. 80	227, 192, 167. 62	293, 007, 839. 03	360, 172, 852. 59	424, 807, 291. 59

TABLE NO. 60.—*Financial statement of the United States Government Life Insurance Fund by calendar years from origin of fund to December 31, 1929—Continued*

	From origin to Dec. 31, 1922	1923	1924	1925	1926	1927	1928	1929
ASSETS—continued								
<i>Nonledger assets</i>								
Interest accrued on bonds, loans, and deferred premiums	\$1,134,592.27	\$938,815.32	\$1,532,230.07	\$2,435,017.51	\$3,555,810.99	\$5,201,769.82	\$8,044,287.05	\$11,139,981.79
Premiums due (grace period)	445,278.20	233,281.58	90,355.82	202,328.90	382,298.85	114,663.74	632,020.61	493,861.62
Premiums in course of collection through Government departments	962,455.63	275,813.09	278,238.04	150,769.14	406,889.64	463,215.61	487,031.17	427,456.95
Due from United States on account of the extra hazards of military and naval service	1,273,596.89	57,660.98	724,472.28	320,182.28	221,441.62			
Policy liens	60,975.28	17,495.63	21,782.56	25,368.80	35,168.28	73,285.25	81,703.17	83,518.50
Total nonledger assets	3,876,898.27	1,523,065.60	2,647,078.77	3,133,666.63	4,601,609.38	5,852,934.42	9,245,042.00	12,144,818.86
Total assets	139,460,308.79	105,254,903.23	140,211,265.41	181,427,825.43	231,793,777.00	298,860,773.45	369,417,894.59	436,952,110.45
LIABILITIES								
Reserve	105,656,810.00	88,237,459.94	120,608,656.68	158,322,309.00	203,501,689.00	257,527,752.00	323,690,924.00	380,975,879.00
Present value of future installments on claims	6,138,134.84	5,086,789.21	6,563,408.16	8,908,167.00	11,590,627.65	15,238,281.55	22,376,932.43	29,635,720.93
Claims in process of settlement	5,427,987.90	1,156,107.00	1,033,567.80	1,250,551.07	1,653,713.82	4,467,150.51	4,049,669.10	2,808,433.71
Premiums paid in advance	11,622,553.42	5,089,227.74	5,955,875.36	6,384,818.88	7,041,466.03	10,198,727.16	7,793,699.41	10,932,572.40
Dividends deposited with interest	8,773.04	17,324.67	35,219.43	57,858.82	88,867.56	133,112.12	190,588.20	247,090.12
Advance payments from War Department	662,771.03	253,428.40	254,111.12	132,477.54	382,009.73	430,833.58	447,573.35	428,980.68
Apportioned for payment of dividends	5,137,016.69	2,759,732.00	2,950,000.00	3,300,000.00	4,200,000.00	6,250,000.00	6,300,000.00	7,300,000.00
Other liabilities	1,040,839.46	142,478.82	111,175.28	132,484.07	196,331.63	1,084,866.06	170,915.38	122,826.45
Unassigned funds	3,765,422.41	2,512,355.45	2,699,251.58	2,939,159.05	3,159,071.58	3,530,050.47	4,397,592.72	4,500,607.16
Total liabilities	139,460,308.79	105,254,903.23	140,211,265.41	181,427,825.43	231,793,777.00	298,860,773.45	369,417,894.59	436,952,110.45

TABLE NO. 61.—*Bond investments of United States Government life insurance fund as of June 30, 1930*

Description	Fourth Liberty loan bonds, 4½ per cent	1952 Treasury, 4½ per cent	Farm loan bonds, 4½ per cent	Farm loan bonds, 4½ per cent	Grand total
Par value	\$25,741,800.00	\$49,173,200.00	\$69,200,000.00	\$32,550,000.00	\$176,665,000.00
Purchase price	26,777,051.49	49,201,905.28	69,742,644.40	32,477,580.04	178,199,191.21
Market value	26,481,876.75	55,427,416.38	66,951,000.00	30,434,206.00	179,294,543.13
Book value	26,319,751.84	49,199,411.52	69,697,802.16	32,482,406.22	177,699,371.74
Annual interest	1,094,026.50	2,089,861.00	3,114,000.00	1,383,375.00	7,681,262.50
Interest accrued to date, not paid	227,922.19	435,387.71	1,557,000.00	691,687.50	2,911,997.40

Average effective rate (all holdings), 4.22 plus per cent.
Average price paid per \$100 (all holdings), \$100.87.

CONSTRUCTION TABLE

TABLE NO. 62.—Statement showing United States veterans' hospitals, existing facilities, and development of facilities under present appropriations or authorizations only

[The construction and evacuation program as outlined by this table is tentative, and is subject to such changes as may be indicated by future developments in the hospital load]

Hospital number and location	Type for which principally used	Total beds available June 30, 1929	Fiscal year 1930		Total beds available June 30, 1930 ¹	Additions, fiscal year 1931	Total beds available June 30, 1931	Additions, fiscal year 1932	Total beds available June 30, 1932	Additions, fiscal year 1933	Total beds available June 30, 1933
			Additions	Reductions							
24. Palo Alto, Calif.	Neuropsychiatric	1,010			1,010		1,010		1,010		1,010
27. Alexandria, La.	General		421		421		421		421		421
32. Washington, D. C.	do	244		39	205	84	289		289		289
37. Waukesha, Wis.	do	250			250		250		250		250
42. Perry Point, Md.	Neuropsychiatric	1,059		44	1,015		1,015		1,015		1,015
48. Atlanta, Ga.	General	85		85		204	204		204		204
49. Philadelphia, Pa.	Neuropsychiatric	416			416		416		416		416
50. Whipple, Ariz.	Tuberculosis	600			600		600		600		600
51. Tucson, Ariz.	do	261			261		261	100	361		361
52. Boise, Idaho	General	235			235		235		235		235
53. Dwight, Ill.	do	225			225		225		225		225
55. Fort Bayard, N. Mex.	Tuberculosis	450			450		450		450		450
57. Knoxville, Iowa	Neuropsychiatric	581	124		705		705	164	869		869
60. Oteen, N. C.	Tuberculosis	742	202	332	612		612		612		612
62. Augusta, Ga.	Neuropsychiatric	593	24		617		617	138	755		755
63. Lake City, Fla.	General	252	50		302		302		302		302
67. Kansas City, Mo.	do	200			200		200		200		200
72. Fort Harrison, Mont.	do	325		19	306		306		306		306
74. Gulfport, Miss.	Neuropsychiatric	425			425		425	138	563		563
Edw. Hines, Junior, Hines, Ill.	General	1,007			1,007	779	1,786		1,786		1,786
77. Portland, Oreg.	do	331		18	313		313		313		313
78. North Little Rock, Ark.	Neuropsychiatric	659	91		750		750		750		750
79. Outwood, Ky.	Tuberculosis	375			375		375		375		375
80. Fort Lyon, Colo.	do	500			500	138	638		638		638

¹ All beds on this date were in Government-owned buildings of permanent construction, except 200 in leased facilities at Kansas City, Mo., and about 150 in temporary structures at Perry Point, Md.

² New hospital (Public 587, 68th Cong., Mar. 3, 1925, and Public 480, 70th Cong., May 23, 1928).

³ Facilities for women veterans (Public 480, 70th Cong., May 23, 1928).

⁴ Closed to permit of enlargement, 119 additional beds to be acquired in 1931.

⁵ Additional facilities (Public 29, 71st Cong., Dec. 23, 1929).

⁶ Additional facilities (Public 480, 70th Cong., May 23, 1928).

⁷ Permanent structures to replace temporary ones.

⁸ Beds were in buildings of temporary construction.

⁹ Beds to be acquired by erecting quarters for personnel formerly housed in hospital building (Public 480, 70th Cong., May 23, 1928).

TABLE NO. 62.—Statement showing United States veterans' hospitals, existing facilities, and development of facilities under present appropriations or authorizations only—Continued

Hospital number and location	Type for which principally used	Total beds available June 30, 1929	Fiscal year 1930		Total beds available June 30, 1930	Additions, fiscal year 1931	Total beds available June 30, 1931	Additions, fiscal year 1932	Total beds available June 30, 1932	Additions, fiscal year 1933	Total beds available June 30, 1933
			Additions	Reductions							
81. Bronx, N. Y.	Neuropsychiatric	917	33		950		950		950		950
84. Algiers, La.	General	383		¹⁰ 383							
85. Walla Walla, Wash.	Tuberculosis	355			355		355		355		355
86. Sheridan, Wyo.	Neuropsychiatric	438			438		438		438		438
88. Memphis, Tenn.	General	325	35		360		360	⁵ 50	410		410
89. Rutland Heights, Mass.	Tuberculosis	420			420		420		420		420
90. Muskogee, Okla.	General	420		20	400		400		400		400
91. Tuskegee, Ala.	Neuropsychiatric	658	⁸ 83		747		747		747		747
92. Jefferson Barracks, Mo.	General	343	⁶ 60		403		403		403		403
93. Legion, Tex.	Tuberculosis	480		47	433		433		433		433
94. American Lake, Wash.	Neuropsychiatric	392	⁶ 103		495		495		495		495
95. Northampton, Mass.	do	555			555		555		555		555
96. Sunmount, N. Y.	Tuberculosis	375			375		375		375		375
97. Chillicothe, Ohio	Neuropsychiatric	469	⁶ 145		614		614		614		614
98. Castle Point, N. Y.	Tuberculosis	406		6	400		400		400		400
99. Excelsior Springs, Mo.	General	125		¹¹ 125		301	301		301		301
100. Camp Custer, Mich.	Neuropsychiatric	611		9	602		602	⁵ 200	802		802
101. St. Cloud, Minn.	do	340	⁴ 154		494		494		494		494
102. Livermore, Calif.	Tuberculosis	317	1		318		318		318		318
103. Aspinwall, Pa.	do	228		2	226	⁶ 50	276		276		276
104. San Fernando, Calif.	do	230			230		230		230		230
105. North Chicago, Ill.	Neuropsychiatric	700		33	667	¹² 467	1,134		1,134		1,134
106. Minneapolis, Minn.	General	557			557		557		557		557
107. Bedford, Mass.	Neuropsychiatric	354	⁶ 138		492	⁵ 152	644		644		644
108. Northport, L. I., N. Y.	do	1,000		56	944	⁵ 454	1,398		1,398		1,398
109. Fargo, N. Dak.	General	57			57		57		57		57
110. Somerset Hills, N. J.	Neuropsychiatric					¹³ 430	430	⁵ 473	903		903
111. Coatesville, Pa.	do					¹³ 483	483		483		483
112. Lincoln, Nebr.	General					¹³ 197	197		197		197
113. Hartford, Conn.	do					¹³ 232	232		232		232
114. Lexington, Ky.	do					¹³ 249	249		249		249
Alabama	do							¹⁴ 250	250		250
Albuquerque, N. Mex.	do							¹⁴ 250	250		250
Indiana	do							¹⁴ 150	150		150
New York, N. Y.	do							¹⁴ 200	200		200

New York (Western).....	Neuropsychiatric.....	-----	-----	-----	-----	-----	-----	¹⁴ 400	400	-----	400
Texas.....	do.....	-----	-----	-----	-----	-----	-----	¹⁴ 300	300	-----	300
San Francisco, Calif.....	General.....	-----	-----	-----	-----	-----	-----	-----	-----	¹⁴ 200	200
Salt Lake City, Utah.....	do.....	-----	-----	-----	-----	-----	-----	-----	-----	¹⁴ 75	75
West Virginia.....	do.....	-----	-----	-----	-----	-----	-----	-----	-----	¹⁴ 150	150
Kansas.....	do.....	-----	-----	-----	-----	-----	-----	-----	-----	¹⁴ 125	125
Total.....	-----	22,280	1,670	1,218	22,732	4,220	26,952	2,813	29,765	550	30,315

⁸ Additional facilities (Public 29, 71st Cong., Dec 23, 1929).

⁹ Additional facilities (Public 480, 70th Cong., May 23, 1928).

¹⁰ This hospital with facilities of temporary construction was returned to the Navy Department upon the opening of the new veterans' hospital at Alexandria, La.

¹¹ Closed to permit of enlargement, 176 additional beds to be acquired in 1931.

¹² Additional facilities (Public 480, 70th Cong., May 23, 1928, and Public 29, 71st Cong., Dec. 23, 1929).

¹³ New hospital (Public 480, 70th Cong., May 23, 1928).

¹⁴ New hospital (Public 29, 71st Cong., Dec. 23, 1929).

PERSONNEL TABLE

TABLE No. 63.—Comparative statement showing, by location, the total personnel and aggregate annual salaries for all appropriations, together with the net increase or decrease, fiscal years 1929–30

[Includes daily and hourly employees, but does not include their estimated annual salaries]

Location	June 30, 1929				June 30, 1930				Net increase or decrease			
	Number of employees	Annual salaries			Number of employees	Annual salaries			Employees		Aggregate annual salaries	
		Annual salaries	Allowances	Aggregate annual salaries		Annual salaries	Allowances	Aggregate annual salaries	Increase	Decrease	Increase	Decrease
Central office.....	4, 546	\$8, 681, 737	\$540	\$8, 682, 277	4, 431	\$8, 697, 897	\$540	\$8, 698, 437	-----	115	\$16, 160	-----
Field:												
Regional offices.....	5, 676	11, 671, 517	900	11, 672, 417	5, 034	10, 453, 783		10, 453, 783	-----	642		\$1, 218, 634
United States veterans' hospitals.....	13, 614	17, 769, 259	3, 992, 550	21, 761, 809	12, 297	16, 064, 562	3, 632, 022	19, 696, 584	-----	1, 317		2, 065, 225
U. S. Veterans' Bureau offices.....					2, 745	4, 289, 539	497, 520	4, 787, 059	2, 745		4, 787, 059	
Areas.....	8	35, 100		35, 100	10	45, 500		45, 500	2		10, 400	
Central board of appeals, field.....	75	200, 633		200, 633	81	219, 820		219, 820	6		19, 187	
Supply depots.....	146	218, 460	6, 000	224, 460	121	183, 980	5, 340	189, 320	-----	25		35, 140
Grand total for bureau.....	24, 065	38, 576, 706	3, 999, 990	42, 576, 696	24, 719	39, 955, 081	4, 135, 422	44, 090, 503	654	-----	1, 513, 807	-----

[Comparative statement of the total daily and hourly personnel included in the above statement, with the estimated annual salaries]

Location	June 30, 1929		June 30, 1930		Net increase or decrease			
	Per diem and per hour		Per diem and per hour		Employees		Estimated annual salaries	
	Number of employees	Estimated annual salaries	Number of employees	Estimated annual salaries	Increase	Decrease	Increase	Decrease
Central office.....	46	\$19, 955	44	\$18, 955	-----	2	-----	\$1, 000
Field:								
Regional offices.....	1	630	4	5, 820	-----	3	\$5, 190	-----
United States veterans' hospitals.....	301	455, 145	247	345, 606	-----	54		109, 539
U. S. Veterans' Bureau offices.....			87	150, 858	-----		150, 858	-----
Total daily and hourly.....	348	475, 730	382	521, 239	34	-----	45, 509	-----

APPENDIX

PUBLIC ACTS

[PUBLIC—No. 29—71ST CONGRESS]

[H. R. 234]

An Act To authorize an appropriation to provide additional hospital, domiciliary, and out-patient dispensary facilities for persons entitled to hospitalization under the World War Veterans' Act, 1924, as amended, and for other purposes

Be it enacted by the Senate and House of Representatives of the United States of America in Congress assembled, That in order to provide sufficient hospital, domiciliary, and out-patient dispensary facilities to care for the increasing load of mentally afflicted World War veterans and to enable the United States Veterans' Bureau to care for its beneficiaries in Veterans' Bureau hospitals rather than in contract temporary facilities and other institutions, the Director of the United States Veterans' Bureau, subject to the approval of the President, is hereby authorized to provide additional hospital, domiciliary, and out-patient dispensary facilities for persons entitled to hospitalization under the World War Veterans' Act, 1924, as amended, by purchase, replacement, and remodeling, or extension of existing plants, and by construction on sites now owned by the Government or on sites to be acquired by purchase, condemnation, gift, or otherwise, of such hospitals, domiciliary, and out-patient dispensary facilities, to include the necessary buildings and auxiliary structures, mechanical equipment, approach work, roads, and **trackage** facilities leading thereto, sidewalks abutting hospital reservations, vehicles, livestock, furniture, equipment, and accessories; and also to provide accommodations for officers, nurses, and attending personnel; and also to provide proper and suitable recreational centers; and the Director of the United States Veterans' Bureau is authorized to accept gifts or donations for any of the purposes named herein. Such hospital and domiciliary plants to be constructed shall be of fireproof construction, and existing plants purchased shall be remodeled to be fireproof, and the location and nature thereof, whether for domiciliary care or the treatment of tuberculosis, neuropsychiatric, or general medical and surgical cases, shall be in the discretion of the Director of the United States Veterans' Bureau, subject to the approval of the President.

SEC. 2. The construction of new hospitals, domiciliary facilities, or dispensaries, or the replacement, extension, alteration, remodeling, or repair of all hospitals, domiciliary facilities, or dispensaries heretofore or hereafter constructed shall be done in such manner as the President may determine, and he is authorized to require the architectural, engineering, constructing, or other forces of any of the departments of the Government to do or assist in such work, and to employ individuals and agencies not now connected with the Government, if in his opinion desirable, at such compensation as he may consider reasonable.

SEC. 3. For carrying into effect the preceding sections relating to additional hospitals and domiciliary and out-patient dispensary facilities there is hereby authorized to be appropriated, out of any money in the Treasury not otherwise appropriated, the sum of \$15,950,000 to be immediately available and to remain available until expended. That not to exceed 3 per centum of this sum shall be available for the employment in the District of Columbia and in the field of necessary technical and clerical assistants at the customary rates of compensation, exclusively to aid in the preparation of the plans and specifications for the projects authorized herein and for the supervision of the execution thereof, and for traveling expenses, field-office equipment, and supplies in connection therewith.

SEC. 4. The President is further authorized to accept from any State or other political subdivision, or from any corporation, association, individual, or individuals, any building, structure, equipment, or grounds suitable for the care of the disabled, with due regard to fire or other hazards, state of repair, and all other pertinent considerations, and to designate what department, bureau, board, commission, or other governmental agency shall have the control and management thereof.

Approved, December 23, 1929.

[EXTRACT FROM PUBLIC No. 78, 71ST CONGRESS]

[H. R. 9979]

An Act Making appropriations to supply urgent deficiencies in certain appropriations for the fiscal year ending June 30, 1930, and prior fiscal years, to provide urgent supplemental appropriations for the fiscal years ending June 30, 1930, and June 30, 1931, and for other purposes

UNITED STATES VETERANS' BUREAU

Hospital facilities and services: For carrying out the provisions of the Act entitled "An Act to authorize an appropriation to provide additional hospital, domiciliary, and out-patient dispensary facilities for persons entitled to hospitalization under the World War Veterans' Act of 1924, as amended, and for other purposes," approved December 23, 1929, \$8,000,000, to remain available until expended.

Military and naval insurance: For an additional amount for military and naval insurance accruing during the fiscal year 1930, or in prior fiscal years, \$7,250,000: *Provided*, That in addition thereto \$2,700,000 of the unexpended balance of the appropriation "Medical and Hospital Services, Veterans' Bureau, 1928," \$500,000 of the unexpended balance of the appropriation "Vocational Rehabilitation, Veterans' Bureau, 1926-July 2, 1928," and \$300,000 of the unexpended balance of the appropriation "Salaries and Expenses, Veterans' Bureau, 1928," are hereby reappropriated and made available for the purposes of the appropriation "Military and Naval Insurance, Veterans' Bureau, 1930 and prior years."

Military and naval compensation: The sum of \$900,000 of the unexpended balance of the appropriation "Military and Naval Compensation, Veterans' Bureau, 1928 and prior years," \$5,700,000 of the unexpended balance of the appropriation "Military and Naval Compensation, Veterans' Bureau, 1929 and prior years," and \$2,000,000 of the unexpended balance of the appropriation "Salaries and Expenses, Veterans' Bureau, 1929," are hereby reappropriated and made available for the purposes of the appropriation "Military and Naval Compensation, Veterans' Bureau, 1930 and prior years."

Medical and hospital services: The sum of \$3,000,000 of the unexpended balance of the appropriation "Medical and Hospital Services, Veterans' Bureau, 1928 and prior years," is hereby reappropriated and made available for the purposes of the appropriation "Medical and Hospital Services, Veterans' Bureau, 1930."

Adjusted service and dependent pay: The sum of \$3,000,000 of the unexpended balance of the appropriation "Salaries and Expenses, Veterans' Bureau, 1928," is hereby reappropriated and made available for the purposes of the appropriation "Adjusted Service and Dependent Pay, Veterans' Bureau," to remain available until expended.

Approved, March 26, 1930.

[Extract from Public, No. 158, 71st Congress]

[H. R. 9546]

An Act Making appropriations for the Executive Office and sundry independent executive bureaus, boards, commissions, and offices, for the fiscal year ending June 30, 1931, and for other purposes

UNITED STATES VETERANS' BUREAU

For carrying out the provisions of an Act entitled "An Act to establish a Veterans' Bureau and to improve the facilities and services of such bureau and to further amend and modify the War Risk Insurance Act approved August 9, 1921," and to carry out the provisions of the Act entitled "World War Veterans' Act, 1924," approved June 7, 1924 (U. S. C., title 38, secs. 421-576; U. S. C., Supp. III, title 38, secs. 422-537), as amended, and for administrative expenses in carrying out the provisions of the World War adjusted Compensation Act of May 19, 1924 (U. S. C., title 38, secs. 591-683; U. S. C., Supp. III, title 38, secs. 612-682), as amended, for administrative expenses in carrying out the provisions of the Act entitled "An Act making eligible for retirement, under certain conditions, officers and former officers of the Army, Navy, and Marine Corps of the United States, other than officers of the Regular Army, Navy, or Marine Corps, who incurred physical disability in line of duty while in the service of the United States during

the World War," of May 24, 1928 (U. S. C., Supp. III, title 38, secs. 581-582), including salaries of personnel in the District of Columbia and elsewhere, and expenses of the central office at Washington, District of Columbia, and regional offices and suboffices, and including salaries, stationery, and minor office supplies, furniture, equipment and supplies, rentals and alterations, heat, light, and water, miscellaneous expenses, including telephones, telegrams, freight, express, law books, books of reference, periodicals, ambulance service, towel service, laundry service, repairs to equipment, storage, ice, taxi service, car fare, stamps and box rent, traveling and subsistence, including not to exceed \$4,000 for the expenses, except membership fees, of employees detailed by the director to attend meetings of associations, for the promotion of medical science and annual national conventions of such organizations as may be recognized by the director in the presentation and adjudication of claims under authority of section 500 of the World War Veterans' Act as amended (U. S. C., title 38, sec. 551), and traveling expenses of employees transferred from one official station to another when incurred on the written order of the director, salaries and expenses of employees engaged in field investigation and supervision, passenger-carrying and other motor vehicles, including purchase, maintenance, repairs, and operation of same, salaries and operating expenses of the Arlington Building and annex, including repairs and mechanical equipment, fuel, electric current, ice, ash removal, and miscellaneous items; and including the salaries and allowances, where applicable, wages, travel and subsistence of civil employees of the United States veterans' hospitals, supply depots, dispensaries, and clinics, including the furnishing and laundering of white duck suits, and white canvas shoes to employees whose duties make necessary the wearing of same, \$45,500,000: *Provided*, That physicians, dentists, and nurses of the medical service of the United States Veterans' Bureau, in addition to their compensation, when transferred from one official station to another for permanent duty, may be allowed, within the discretion and under written order of the director, the expenses incurred for packing, crating, drayage, and transportation of their household effects and other personal property not exceeding in all five thousands pounds.

Such portion of this appropriation as may be necessary shall be allotted from time to time by the United States Veterans' Bureau to the Public Health Service and shall be available for expenditure by the Public Health Service for necessary personnel, the pay, allowances and travel of commissioned officers of the Public Health Service detailed to the United States Veterans' Bureau for duty.

For printing and binding for the United States Veterans' Bureau, including all of its bureaus, offices, institutions, and services located in Washington, District of Columbia, and elsewhere, \$125,000.

Compensation: For the payment of military and naval compensation accruing during the fiscal year 1931 or in prior fiscal years for death or disability provided by the Act approved October 6, 1917, as amended, and the World War Veterans' Act 1924, approved June 7, 1924, as amended (U. S. C., title 38, secs. 421-576; U. S. C., Supp. III, title 38, secs. 422-537), and the Act entitled "An Act making eligible for retirement, under certain conditions, officers and former officers of the Army, Navy, and Marine Corps of the United States, other than officers of the Regular Army, Navy, or Marine Corps, who incurred physical disability in line of duty while in the service of the United States during the World War," of May 24, 1928 (U. S. C., Supp. III, title 38, secs. 581-582), \$196,000,000.

Medical and hospital services: For medical, surgical, dental, dispensary, and hospital services and facilities, convalescent care, necessary and reasonable after-care, welfare of, nursing, prosthetic appliances (including special clothing made necessary by the wearing of prosthetic appliances prescribed by the bureau), medical examinations, funeral, burial, and other incidental expenses (including preparation for shipment and transportation of remains) accruing during the fiscal year 1931, or in prior fiscal years, traveling expenses, and supplies, and not exceeding \$100,000 for library books, magazines, and papers for beneficiaries of the United States Veterans' Bureau, court or other expenses incident to any investigation or court proceeding for the appointment or removal of any guardian, curator, conservator, or other person legally vested with the care of the claimant, or his estate, or in connection with the administration of such estate by such fiduciaries, including court costs and other expenses incident to proceedings heretofore or hereafter taken for commitment of mentally incompetent persons to hospitals for the care and treatment of the insane, \$35,600,000.

This appropriation shall be disbursed by the United States Veterans' Bureau, and such portion thereof as may be necessary shall be allotted from time to time to the Public Health Service, and the War, Navy, and Interior Departments

and transferred to their credit for disbursement by them for the purposes set forth in the foregoing paragraph.

No part of this appropriation shall be expended for the purchase of any site for a new hospital, for or toward the construction of any new hospital, or for the purchase of any hospital; and not more than \$3,500,000 of this appropriation may be used to alter, improve, or provide facilities in the several hospitals under the jurisdiction of the United States Veterans' Bureau so as to furnish adequate accommodations for its beneficiaries either by contract or by the hire of temporary employees and the purchase of materials.

The allotments made to the Public Health Service, War, Navy, and Interior Departments shall be available for expenditure for care and treatment of beneficiaries of the United States Veterans' Bureau, and for necessary minor repairs and improvements of existing facilities, under the various headings of appropriations made to said departments as may be necessary.

Adjusted service certificate fund: For an amount necessary under section 505 of the World War Adjusted Compensation Act of May 19, 1924 (U. S. C., title 38, secs. 645-647), to provide for the payment of the face value of each adjusted service certificate in twenty years from its date or on the prior death of the veteran \$112,000,000, to remain available until expended.

For military and naval insurance accruing during the fiscal year 1931 or in prior fiscal years, \$120,000,000.

Hospital facilities and services: For carrying out the provisions of the Act entitled "An Act to authorize an appropriation to provide additional hospital, domiciliary, and out-patient dispensary facilities for persons entitled to hospitalization under the World War Veterans' Act, 1924, as amended, and for other purposes," approved May 23, 1928 (U. S. C., Supp. III, title 38, secs. 438a-438e), \$2,000,000, to be immediately available and to remain available until expended.

Total, United States Veterans' Bureau, \$511,225,000.

Approved, April 19, 1930.

[PUBLIC—No. 303—71st CONGRESS]

[H. R. 9804]

An Act To amend the World War Adjusted Compensation Act, as amended, by extending the time within which applications for benefits thereunder may be filed, and for other purposes

Be it enacted by the Senate and House of Representatives of the United States of America in Congress assembled, That subdivisions (b) and (c) of section 302, section 311, and subdivision (b) of section 604 of the World War Adjusted Compensation Act, as amended (United States Code, Supplement III, title 38, sections 612, 621, and 664), are amended, to take effect as of December 31, 1929, by striking out "January 2, 1930" wherever it appears in such subdivisions and section, and inserting in lieu thereof "January 2, 1935".

SEC. 2. Section 602 of the World War Adjusted Compensation Act, as amended (United States Code, Supplement III, title 38, section 662), is amended, to take effect as of December 31, 1929, by striking out "before January 3, 1930" wherever it appears in such section, and inserting in lieu thereof "on or before January 2, 1935."

SEC. 3. Subdivision (b) of section 312 of the World War Adjusted Compensation Act, as amended (United States Code, Supplement III, title 38, section 622), is amended, to take effect as of May 29, 1928, to read as follows:

"(b) If in the case of any such individual who is a veteran it appears that his application was not made and filed prior to the beginning of such seven-year period, or that although entitled to receive adjusted service pay he did not receive it prior to the beginning of such seven-year period, then (if such seven-year period began on or before January 2, 1935) his dependents who have made and filed application before the expiration of one year after the date of the expiration of such seven-year period or on or before January 2, 1935, whichever is the later date, shall be entitled to receive the amount of his adjusted service credit in accordance with the provisions of Title VI."

SEC. 4. This Act shall not invalidate any payments made or application received before the enactment of this Act, under the World War Adjusted Compensation Act, as amended. Payments under awards heretofore or hereafter made shall be made to the dependent entitled thereto regardless of change in status, unless another dependent establishes to the satisfaction of the Director a priority of preference under such Act, as amended. Upon the establishment of such prefer-

ence the remaining installments shall be paid to such dependent, but in no case shall the total payments under Title VI of such Act, as amended (except section 608), exceed the adjusted service credit of the veteran.

SEC. 5. If, prior to the date of the enactment of this Act, the Secretary of War or the Secretary of the Navy, as the case may be, have made certification under section 303 of the World War Adjusted Compensation Act, as amended [U. S. C., Sup. III, title 38, § 613], on an application bearing the identified fingerprints but lacking the proved signature of a veteran now deceased, such application and certification shall be held and considered to have been legally made, and any adjusted service certificate issued to the veteran upon such certification shall be held to have been validly issued and shall be valid.

Approved, June 5, 1930.

[PUBLIC—No. 344—71ST CONGRESS]

[H. R. 10662]

An Act Providing for hospitalization and medical treatment of transferred members of the Fleet Naval Reserve and the Fleet Marine Corps Reserve in Government hospitals without expense to the reservist

Be it enacted by the Senate and House of Representatives of the United States of America in Congress assembled, That retired enlisted men of the Navy and Marine Corps and transferred members of the Fleet Naval Reserve and Fleet Marine Corps Reserve, transferred thereto after sixteen or more years' service, shall be considered to be veterans within the meaning of the laws relating to hospitalization under the Veterans' Bureau, and shall be entitled to medical treatment or hospitalization at all Government hospitals without deduction from their retired pay or retainer pay of the sum of 75 cents per day for hospital rations while in a Government hospital.

Approved, June 11, 1930.

[PUBLIC—No. 536—71ST CONGRESS]

[H. R. 10630]

An Act To authorize the President to consolidate and coordinate governmental activities affecting war veterans

Be it enacted by the Senate and House of Representatives of the United States of America in Congress assembled, (a) That the President is authorized, by Executive order, to consolidate and coordinate any hospitals and executive and administrative bureaus, agencies, or offices, especially created for or concerned in the administration of the laws relating to the relief and other benefits provided by law for former members of the Military and Naval Establishments of the United States, including the Bureau of Pensions, the National Home for Disabled Volunteer Soldiers, and the United States Veterans' Bureau, into an establishment to be known as the Veterans' Administration, and to transfer the duties, powers, and functions now vested by law in the hospitals, bureaus, agencies, or offices so consolidated and coordinated, including the personnel thereof, and the whole or any part of the records and public property belonging thereto to the Veterans' Administration.

(b) Under the direction of the President the Administrator of Veterans' Affairs shall have the power, by order or regulation, to consolidate, eliminate, or redistribute the functions of the bureaus, agencies, offices, or activities in the Veterans' Administration and to create new ones therein, and, by rules and regulations not inconsistent with law, shall fix the functions thereof and the duties and powers of their respective executive heads.

SEC. 2. There shall be at the head of such Veterans' Administration an administrator to be known as the Administrator of Veterans' Affairs, who shall be appointed by the President, by and with the advice and consent of the Senate. Such administrator shall receive a salary of \$12,000 a year, payable monthly. Upon the establishment of such Veterans' Administration all the functions, powers, and duties now conferred by law upon the Commissioner of Pensions, the Board of Managers of the National Home for Disabled Volunteer Soldiers, and the Director of the United States Veterans' Bureau are hereby conferred upon and vested in the Administrator of Veterans' Affairs. Such administrator,

under the direction of the President, shall have the control, direction, and management of the various agencies and activities enumerated in and referred to in section 1 of this Act, and shall be charged with all the administrative duties relating to the National Home for Disabled Volunteer Soldiers and the Bureau of Pensions now imposed by law upon the Secretary of War and the Secretary of the Interior, respectively. All final decisions or orders of any division, bureau, or board in the Veterans' Administration shall be subject to review, on appeal, by such administrator.

SEC. 3. All property the title of which now stands in the name of the Board of Managers of the National Home for Disabled Volunteer Soldiers is hereby transferred to and the title thereof vested in the United States. If by reason of any defeasance or conditional clause or clauses contained in any deed of conveyance to the National Home for Disabled Volunteer Soldiers the full and complete enjoyment and use of any of the property hereby transferred to the United States shall be threatened, it shall be the duty of the Attorney General, upon request of the President of the United States, to institute in the district court of the United States for the district within which such property is located such proceedings as shall be proper to extinguish all outstanding adverse interests: *Provided*, That the Attorney General shall have authority to procure and accept on behalf of the United States, by gift, purchase, cession, or otherwise, evidenced by appropriate instruments of conveyance or cession, absolute title to and complete jurisdiction over all of the lands and other property herein transferred and conveyed to the United States.

SEC. 4. (a) The personnel on duty at the time of consolidation at the various branches of the National Home for Disabled Volunteer Soldiers shall be transferred to and given appointment in the Veterans' Administration, subject to such change in designation and organization as the Administrator may deem necessary.

(b) Such of the personnel as are not inmates of any of the branches of the National Home for Disabled Volunteer Soldiers may, by Executive order, be given a civil-service status in accordance with the laws relating thereto upon such terms and conditions as the President may direct. Whether covered into the civil service or not, the salaries of such officers and employees (other than inmates) shall be fixed in accordance with the Classification Act of 1923, as amended (United States Code, title 5, chapter 13; United States Code, Supplement III, title 5, chapter 13).

SEC. 5. (a) When the consolidation and coordination herein provided for shall have been effected in the Veterans' Administration the President shall so declare by proclamation or order, whereupon the corporation known as the National Home for Disabled Volunteer Soldiers and the Board of Managers shall cease to exist.

(b) All contracts and other valid and subsisting obligations of the corporation, the National Home for Disabled Volunteer Soldiers, shall continue and be and become obligations of the United States, and the United States shall be considered as substituted for said corporation with respect to all such demands either by or against said corporation, unless and until they shall thereafter be superseded or discharged according to law. The outstanding obligations assumed by the United States by virtue of the provisions of this subdivision may be enforced by suit in the Court of Claims or in the district courts of the United States according to the ordinary provisions of law governing actions against the United States, and such courts shall have the power to enter judgment against the United States, with interest, in the same manner and to the same extent as if said corporation were partly defendant. No such suit shall be maintained upon any cause of action existing at the time of the dissolution of said corporation or arising simultaneously therewith, unless brought within two years from the time of such dissolution.

SEC. 6. (a) All unexpended appropriations in respect of any hospital, bureau, agency, office, or home consolidated into the Veterans' Administration shall, upon such consolidation, become available for expenditure by the Veterans' Administration and shall be treated as if the Veterans' Administration had been originally named in the laws making the appropriations.

(b) All orders, rules, regulations, and permits or other privileges, issued or granted in respect of any function consolidated under the provisions of this Act and in effect at the time of the consolidation, shall continue in effect to the same extent as if such consolidation had not occurred, until modified, superseded, or repealed by the Administrator.

(c) The Administrator shall make annually, at the close of each fiscal year, a report in writing to the Congress, giving an account of all moneys received and disbursed by him and his administration, describing the work done, and stating his activities under subdivision (b) of section 1 of this Act, and making such recommendations as he shall deem necessary for the active performance of the duties and purposes of his administration.

SEC. 7. All laws relating to the Bureau of Pensions, the National Home for Disabled Volunteer Soldiers, and the United States Veterans' Bureau, and other governmental bureaus, agencies, offices, and activities herein authorized and directed to be consolidated, so far as the same are applicable, shall remain in full force and effect, except as herein modified, and shall be administered by the Administrator, except that section 4835 of the Revised Statutes is hereby repealed.

Approved, July 3, 1930.

[PUBLIC—No. 522—71ST CONGRESS]

[H. R. 13174]

An Act To amend the World War Veterans' Act, 1924, as amended

Be it enacted by the Senate and House of Representatives of the United States of America in Congress assembled, That section 5 of the World War Veterans' Act, 1924, as amended (section 426, title 38, United States Code), be hereby amended to read as follows:

"SEC. 5. The director, subject to the general direction of the President, shall administer, execute, and enforce the provisions of this Act, and for that purpose shall have full power and authority to make rules and regulations, not inconsistent with the provisions of this Act, which are necessary or appropriate to carry out its purposes, and shall decide all questions arising under this Act; and all decisions of questions of fact and law affecting any claimant to the benefits of Titles II, III, or IV of this Act shall be conclusive except as otherwise provided herein. All officers and employees of the bureau shall perform such duties as may be assigned them by the director. All official acts performed by such officers or employees specially designated therefor by the director shall have the same force and effect as though performed by the director in person. Wherever under any provision or provisions of the Act regulations are directed or authorized to be made, such regulations, unless the context otherwise requires, shall or may be made by the director. The director shall adopt reasonable and proper rules to govern the procedure of the divisions and to regulate and provide for the nature and extent of the proofs and evidence and the method of taking and furnishing the same in order to establish the right to benefits of compensation, insurance, vocational training, or maintenance and support allowance provided for in this Act, the forms of application of those claiming to be entitled to such benefits, the methods of making investigations and medical examinations, and the manner and form of adjudications and awards: *Provided*, That regulations relating to the nature and extent of the proofs and evidence shall provide that due regard shall be given to lay and other evidence not of a medical nature."

SEC. 2. That section 10 of the World War Veterans' Act, 1924, as amended (section 434, title 38, United States Code), be hereby amended by adding thereto the following paragraphs:

"The director is further authorized to secure such recreational facilities, supplies, and equipment for the use of patients in hospitals, and for employees at isolated stations as he, in his discretion, may deem necessary, and the appropriations made available for the carrying out of the provisions of this section may be expended for that purpose."

SEC. 3. That section 16 of the World War Veterans' Act, 1924, as amended (section 442, title 38, United States Code), be hereby amended to read as follows:

"SEC. 16. All sums heretofore appropriated for the military and naval insurance appropriation and all premiums collected for the yearly renewable term insurance provided by the provisions of Title III deposited and covered into the Treasury to the credit of this appropriation, shall, where unexpended, be made available for the bureau. All premiums that may hereafter be collected for the yearly renewable term insurance provided by the provisions of Title III hereof shall be deposited and covered into the Treasury for the credit of this appropriation. Such sum, including all premium payments, is made available for the payment of the liabilities of the United States incurred under contracts of yearly renewable term insurance

made under the provisions of Title III, including the refund of premiums and such liabilities as shall have been or shall hereafter be reduced to judgment in a district court of the United States or in the Supreme Court of the District of Columbia. Payments from this appropriation shall be made upon and in accordance with the awards by the director."

SEC. 4. That section 19 of the World War Veterans' Act, 1924, as amended (section 445, title 38, United States Code), be hereby amended to read as follows:

"SEC. 19. In the event of disagreement as to claim, including claim for refund of premiums, under a contract of insurance between the bureau and any person or persons claiming thereunder an action on the claim may be brought against the United States either in the Supreme Court of the District of Columbia or in the district court of the United States in and for the district in which such persons or any one of them resides, and jurisdiction is hereby conferred upon such courts to hear and determine all such controversies. The procedure in such suits shall be the same as that provided in sections 5 and 6 of the Act entitled 'An Act to provide for the bringing of suits against the Government of the United States,' approved March 3, 1887, and section 10 thereof so far as applicable. All persons having or claiming to have an interest in such insurance may be made parties to such suit, and such as are not inhabitants of or found within the district in which suit is brought may be brought in by order of the court to be served personally or by publication or in such other reasonable manner as the court may direct. In all cases where the bureau acknowledges the indebtedness of the United States upon any such contract of insurance and there is a dispute as to the person or persons entitled to payment, a suit in the nature of a bill of interpleader may be brought by the bureau in the name of the United States against all persons having or claiming to have any interest in such insurance in the Supreme Court of the District of Columbia or in the district court in and for the district in which any such claimants reside: *Provided*, That no less than thirty days prior to instituting such suit the bureau shall mail a notice of such intention to each of the persons to be made parties to the suit. The circuit courts of appeal and the Court of Appeals of the District of Columbia shall respectively exercise appellate jurisdiction and, except as provided in sections 346 and 347, title 28, United States Code, the decrees of the circuit courts of appeal and the Court of Appeals of the District of Columbia shall be final.

"No suit on yearly renewable term insurance shall be allowed under this section unless the same shall have been brought within six years after the right accrued for which the claim is made or within one year after the date of approval of this amendatory Act, whichever is the later date, and no suit on United States Government life (converted) insurance shall be allowed under this section unless the same shall have been brought within six years after the right accrued for which the claim is made: *Provided*, That for the purposes of this section it shall be deemed that the right accrued on the happening of the contingency on which the claim is founded: *Provided further*, That this limitation is suspended for the period elapsing between the filing in the bureau of the claim sued upon and the denial of said claim by the director. Infants, insane persons, or persons under other legal disability, or persons rated as incompetent or insane by the bureau shall have three years in which to bring suit after the removal of their disabilities. If suit is seasonably begun and fails for defect in process, or for other reasons not affecting the merits, a new action, if one lies, may be brought within a year though the period of limitations has elapsed. Judgments heretofore rendered against the person or persons claiming under the contract of war-risk insurance on the ground that the claim was barred by the statute of limitations shall not be a bar to the institution of another suit on the same claim. No State or other statute of limitations shall be applicable to suits filed under this section.

"In any suit, action, or proceeding brought under the provisions of this Act subpoenas for witnesses who are required to attend a court of the United States in any district may run into any other district: *Provided*, That no writ of subpoena shall issue for witnesses living out of the district in which the court is held at a greater distance than one hundred miles from the place of holding the same without the permission of the court being first had upon proper application and cause shown. The word 'district' and the words 'district court' as used herein shall be construed to include the District of Columbia and the Supreme Court of the District of Columbia.

"Attorneys of the bureau when assigned to assist in the trial of cases, and employees of the bureau when ordered in writing by the director to appear as witnesses shall be paid the regular travel and subsistence allowance paid to other employees when on official travel status.

"Part time and fee basis employees of the bureau, in addition to their regular travel and subsistence allowance, when ordered in writing by the director to appear as witnesses in suits under this section, may be allowed, within the discretion and under written orders of the director, a fee in an amount not to exceed \$20 per day.

"Employees of the United States Veterans' Bureau who are subpoenaed to attend the trial of any suit, under the provisions of this Act, as witnesses for plaintiffs shall be granted official leave for the period they are required to be away from the bureau in answer to such subpoenas.

"The term 'claim' as used in this section, means any writing which alleges permanent and total disability at a time when the contract of insurance was in force, or which uses words showing an intention to claim insurance benefits and the term 'disagreement' means a denial of the claim by the director or some one acting in his name on an appeal to the director. This section, as amended, with the exception of this paragraph, shall apply to all suits now pending against the United States under the provisions of the War Risk Insurance Act, as amended, or the World War Veterans' Act, 1924, as amended."

SEC. 5. That a new subdivision be added to section 21 of the World War Veterans' Act, 1924, as amended (section 450, title 38, United States Code), to be known as subdivision (3), and to read as follows:

"(3) All or any part of the compensation or insurance the payment of which is suspended or withheld under this section may, in the discretion of the director, be paid temporarily to the person having custody and control of the incompetent or minor beneficiary to be used solely for the benefit of such beneficiary, or, in the case of an incompetent veteran, may be apportioned to the dependent or dependents, if any, of such veteran. Any part not so paid and any funds of a mentally incompetent or insane veteran not paid to the chief officer of the institution in which such veteran is an inmate nor apportioned to his dependent or dependents under the provisions of section 202 (7) of this Act may be ordered held in the Treasury to the credit of such beneficiary. All funds so held shall be disbursed under the order and in the discretion of the director for the benefit of such veteran or his dependents. Any balance remaining in such fund to the credit of any veteran may be paid to him if he recovers and is found competent, or otherwise to his guardian, curator, or conservator, or, in the event of his death, to his personal representative, except as provided in section 26 of this Act: *Provided*, That payment will not be made to his personal representative if, under the law of the State of his last legal residence, his estate would escheat to the State: *Provided further*, That any funds in the hands of a guardian, curator, conservator, or person legally vested with the care of the veteran or his estate, derived from compensation, automatic or term insurance payable under said Acts, which under the law of the State wherein the veteran had his last legal residence would escheat to the State, shall escheat to the United States and shall be returned by such guardian, curator, conservator, or person legally vested with the care of the veteran or his estate, less legal expenses of any administration necessary to determine that an escheat is in order to the bureau, and shall be deposited to the credit of the current appropriations provided for payment of compensation and insurance."

SEC. 6. That section 28 of the World War Veterans' Act, 1924, as amended (section 453, title 38, United States Code), be hereby amended to read as follows:

"SEC. 28. There shall be no recovery of payments from any person who, in the judgment of the director, is without fault on his part and where, in the judgment of the director, such recovery would defeat the purposes of benefits otherwise authorized or would be against equity and good conscience. No disbursing officer shall be held liable for any amount paid by him to any person where the recovery of such amount is waived under this section.

"When under the provisions of this section the recovery of a payment made from the United States Government life insurance fund is waived, the United States Government life insurance fund shall be reimbursed for the amount involved from the current appropriation for military and naval insurance.

"This sections, as amended, shall be deemed to be in effect as of June 7, 1924."

SEC. 7. That section 30 of the World War Veterans' Act, 1924, as amended (section 456, title 38, United States Code), be hereby amended by adding thereto a new subdivision to be known as subdivision (e), and to read as follows:

"(e) The director may authorize an inspection of bureau records by duly authorized representatives of the organizations designated in or approved by him under section 500 of the World War Veterans' Act, 1924, as amended, under such rules and regulations as he may prescribe."

SEC. 8. That a new section be added to Title I of the World War Veterans' Act, 1924, as amended, to be known as section 37, and to read as follows:

"SEC. 37. Checks properly issued to beneficiaries and undelivered for any reason shall be retained in the files of the bureau until such time as delivery may be accomplished, or, until three full fiscal years have elapsed after the end of the fiscal year in which issued."

SEC. 9. That a new section be added to Title I of the World War Veterans' Act, 1924, as amended, to be known as section 38, and to read as follows:

"SEC. 38. The director is hereby authorized to purchase uniforms for all personnel employed as watchmen, elevator operators, and elevator starters in the Arlington Building, city of Washington, District of Columbia."

SEC. 10. That a new section be added to Title I of the World War Veterans' Act, 1924, as amended, to be known as section 39, and to read as follows:

"SEC. 39. The Secretary of War is hereby authorized and directed to transfer to and accumulate in the War Department in the city of Washington, District of Columbia, all records and files containing information regarding medical and service records of veterans of the World War: *Provided*, That the necessary appropriation to accomplish the transfer of such records and files is hereby authorized."

SEC. 11. That section 200 of the World War Veterans' Act, 1924, as amended (Section 471, Title 38, United States Code), be hereby amended to read as follows:

"SEC. 200. For death or disability, resulting from personal injury suffered or disease contracted in the military or naval service on or after April 6, 1917, and before July 2, 1921, or for an aggravation or recurrence of a disability existing prior to examination, acceptance, and enrollment for service, when such aggravation was suffered or contracted in, or such recurrence was caused by, the military or or naval service on or after April 6, 1917, and before July 2, 1921, by any commissioned officer or enlisted man, or by any member of the Army Nurse Corps (female), or of the Navy Nurse Corps (female), when employed in the active service under the War Department or Navy Department, the United States shall pay to such commissioned officer or enlisted man, member of the Army Nurse Corps (female), or of the Navy Nurse Corps (female), or women citizens of the United States who were taken from the United States by the United States Government and who served in base hospitals overseas, or, in the discretion of the director, separately to his or her dependents, compensation as hereinafter provided; but no compensation shall be paid if the injury, disease, aggravation, or recurrence has been caused by his own willful misconduct: *Provided*, That no person suffering from paralysis, paresis, or blindness shall be denied compensation by reason of willful misconduct, nor shall any person who is helpless or bedridden as a result of any disability be denied compensation by reason of willful misconduct. That for the purposes of this section and section 304 every such officer, enlisted man, or other member employed in the active service under the War Department or Navy Department who was discharged or who resigned prior to July 2, 1921, and every such officer, enlisted man, or other member employed in the active service under the War Department or Navy Department on or before November 11, 1918, who on or after July 2, 1921, is discharged or resigns, shall be conclusively held and taken to have been in sound condition when examined, accepted, and enrolled for service, except as to defects, disorders, or infirmities made of record in any manner by proper authorities of the United States at the time of, or prior to, inception of active service, to the extent to which any such defect, disorder, or infirmity was so made of record: *Provided*, That an ex-service man who is shown to have or, if deceased, to have had, prior to January 1, 1925, neuropsychiatric disease, spinal meningitis, an active tuberculosis disease, paralysis agitans, encephalitis lethargica, or amœbic dysentery developing a 10 per centum degree of disability or more in accordance with the provisions of subdivision (4) of section 202 of this Act, shall be presumed to have acquired his disability in such service between April 6, 1917, and July 2, 1921, or to have suffered an aggravation of a preexisting neuropsychiatric disease, spinal meningitis, tuberculosis, paralysis agitans, encephalitis lethargica, or amœbic dysentery in such service between said dates, and said presumption shall be conclusive in cases of active tuberculosis disease and spinal meningitis, but in all other cases said presumption shall be rebuttable by clear and convincing evidence; but nothing in this proviso shall be construed to prevent a claimant from receiving the benefits of compensation and medical care and treatment for a disability due to these diseases of more than 10 per centum degree (in accordance with the provisions

of subdivision (4) of section 202 of this Act) on or subsequent to January 1, 1925, if the facts in the case substantiate his claim.

"On and after the date of the approval of this amendatory Act any honorably discharged ex-service man who entered the service prior to November 11, 1918, and served ninety days or more during the World War, and who is or may hereafter be suffering from a 25 per centum or more permanent disability, as defined by the director, not the result of his own willful misconduct, which was not acquired in the service during the World War, or for which compensation is not payable, shall be entitled to receive a disability allowance at the following rates: 25 per centum permanent disability, \$12 per month; 50 per centum permanent disability, \$18 per month; 75 per centum permanent disability, \$24 per month; total permanent disability, \$40 per month. No disability allowance payable under this paragraph shall commence prior to the date of the passage of this amendatory Act or the date of application therefor, and such application shall be in such form as the director may prescribe: *Provided*, That no disability allowance under this paragraph shall be payable to any person not entitled to exemption from the payment of a Federal income tax for the year preceding the filing of application for such disability allowance under this paragraph. In any case in which the amount of compensation hereafter payable to any person for permanent disability under the provisions of this Act is less than the maximum amount of the disability allowance payable for a corresponding degree of disability under the provisions of this paragraph, then such person may receive such disability allowance in lieu of compensation. Nothing in this paragraph shall be construed to allow the payment to any person of both a disability allowance and compensation during the same period; and all payments made to any person for a period covered by a new or increased award of disability allowance or compensation shall be deducted from the amount payable under such new or increased award. As used in Titles I and V of the World War Veterans' Act, 1924, as amended, the term 'compensation' shall be deemed to include the term 'disability allowance' as used in this paragraph."

The Secretary of the Treasury is hereby directed, upon the request of the director, to transmit to the director a certificate stating whether the veteran who is applying for a disability allowance under this paragraph was entitled to exemption from the payment of a Federal income tax for the year preceding the filing of application for the disability allowance, and such certificate shall be conclusive evidence of the facts stated therein.

SEC. 12. That section 201, subdivisions (f) and (1), of the World War Veterans' Act, 1924, as amended (section 472, title 38, United States Code), be hereby amended to read as follows:

"(f) If there is a dependent mother (or dependent father), \$20, or both, \$30. The amount payable under this subdivision shall not exceed the difference between the total amount payable to the widow and children and the sum of \$75: *Provided*, That in case there is both a dependent mother and a dependent father, the amount payable to them shall not be less than \$20. Such compensation shall be payable, whether the dependency of the father or mother or both arises before or after the death of the person: *Provided*, That the status of dependency shall be determined as of the first day of each year, and the director is authorized to require a submission of such proof of dependency as he, in his discretion, may deem necessary: *Provided further*, That upon refusal or neglect of the claimant or claimants to supply such proof of dependency in a reasonable time the payment of compensation shall be suspended or discontinued.

"(1) If death occur or shall have occurred subsequent to April 6, 1917, and before discharge or resignation from the service, the United States Veterans' Bureau shall pay for burial and funeral expenses and the return of body to his home a sum not to exceed \$100, as may be fixed by regulation. Where a veteran of any war, including those women who served as Army nurses under contracts between April 21, 1898, and February 2, 1901, who was not dishonorably discharged, dies after discharge or resignation from the service, the director, in his discretion and with due regard to the circumstances of each case, shall pay, for burial and funeral expenses and the transportation of the body (including preparation of the body) to the place of burial, a sum not exceeding \$107 to cover such items and to be paid to such person or persons as may be fixed by regulations: *Provided*, That when such person dies while receiving from the bureau compensation or vocational training, or in a national military home, the above benefits shall be payable in all cases: *Provided further*, That where such person, while receiving from the bureau medical, surgical, or hospital treatment, or vocational training, dies away from home and at the place to which he was

ordered by the bureau, or while traveling under orders of the bureau, or in a national military home, the above benefits shall be payable in all cases and in addition thereto the actual and necessary cost of the transportation of the body of the person (including preparation of the body) to the place of burial, within the continental limits of the United States, its Territories, or possessions, and including also, in the discretion of the director, the actual and necessary cost of transportation of an attendant: *Provided further*, That no accrued pension, compensation, or insurance due at the time of death shall be deducted from the sum allowed: *Provided further*, That the director may, in his discretion, make contracts for burial and funeral services within the limits of the amounts allowed herein without regard to the laws prescribing advertisement for proposals for supplies and services for the United States Veterans' Bureau: *Provided further*, That section 5, title 41, of the United States Code, shall not be applied to contracts for burial and funeral expenses heretofore entered into by the director so as to deny payment for services rendered thereunder, and all suspensions of payment heretofore made in connection with such contracts are hereby removed, and any and all payments which are now or may hereafter become due on such contracts are hereby expressly authorized: *Provided further*, That no deduction shall be made from the sum allowed because of any contribution toward the burial which shall be made by any State, county, or municipality, but the aggregate of the sum allowed plus such contribution or contributions shall not exceed the actual cost of the burial.

"Where a veteran of any war, including those women who served as Army nurses under contracts between April 21, 1898, and February 2, 1901, who was not dishonorably discharged, dies after discharge or resignation from the service, the director shall furnish a flag to drape the casket of such veteran and afterwards to be given to his next of kin regardless of the cause of death of such veteran."

SEC. 13. That subdivisions (3) and (5) of section 202 of the World War Veterans' Act, 1924, as amended (sections 473, 478, 479, title 38, United States Code), be hereby amended to read as follows:

"(3) If and while the disability is rated as total and permanent, the rate of compensation shall be \$100 per month: *Provided, however*, That the permanent loss of the use of both feet, or both hands, or of both eyes, or of one foot and one hand, or of one foot and one eye, or of one hand and one eye, or the loss of hearing of both ears, or the organic loss of speech, or becoming permanently helpless or permanently bedridden, shall be deemed to be total permanent disability: *Provided further*, That the compensation for the loss of the use of both eyes shall be \$150 per month, and that compensation for the loss of the use of both eyes and one or more limbs shall be \$200 per month: *Provided further*, That for double total permanent disability the rate of compensation shall be \$200 per month.

"That any ex-service man shown to have a tuberculous disease of compensable degree, and who has been hospitalized for a period of one year, and who in the judgment of the director will not reach a condition of arrest by further hospitalization, and whose discharge from hospitalization will not be prejudicial to the beneficiary or his family, and who is not, in the judgment of the director, feasible for training, shall, upon his request, be discharged from hospitalization and rated as temporarily totally disabled, said rating to continue for the period of three years: *Provided, however*, That nothing in this subdivision shall deny the beneficiary the right, upon presentation of satisfactory evidence, to be adjudged to be permanently and totally disabled: *Provided further*, That in addition to the compensation above provided, the injured person shall be furnished by the United States such reasonable governmental, medical, surgical, and hospital services, including payment of court costs and other expenses incident to proceedings heretofore or hereafter taken for commitment of mentally incompetent persons to hospitals for care and treatment of the insane, and shall be furnished with such supplies, including wheel chairs, artificial limbs, trusses, and similar appliances, as the director may determine to be useful and reasonably necessary, which wheel chairs, artificial limbs, trusses, and similar appliances may be procured by the bureau in such manner, either by purchase or manufacture, as the director may determine to be advantageous and reasonably necessary: *Provided*, That nothing in this Act shall be construed to affect the necessary military control over any member of the Military or Naval Establishments before he shall have been discharged from the military or naval service: *Provided further*, That where any person entitled to the benefits of this paragraph has heretofore been hospitalized in a State institution, the United States Veterans' Bureau is hereby authorized to reimburse such person, or his estate, where payment has been made to the State out of the funds of such person, or to reimburse the State or any subdivision thereof where no payment has been made for the reasonable cost of such services from the date of admission.

"There shall be paid to any person who suffered the loss of the use of a creative organ or one or more feet or hands as the result of an injury received in the active service in line of duty between April 6, 1917, and November 11, 1918, compensation of \$25 per month, independent of any other compensation which may be payable under this Act: *Provided, however*, That if such injury was incurred while the veteran was serving with the United States military forces in Russia, the dates herein stated shall extend from April 6, 1917, to April 1, 1920.

"(5) If the disabled person is so helpless as to be in need of a nurse or attendant, such additional sum shall be paid, but not exceeding \$50 per month, as the director may deem reasonable."

SEC. 14. That subdivision (7) of section 202 of the World War Veterans' Act, 1924, as amended (section 480, 481, title 38, United States Code), be hereby amended to read as follows:

"(7) Where any disabled person having neither wife, child, nor dependent parent shall, after July 1, 1924, have been maintained by the Government of the United States for a period or periods amounting to six months in an institution or institutions, and shall be deemed by the director to be insane, the compensation for such person shall thereafter be \$20 per month so long as he shall thereafter be maintained by the bureau in an institution; and such compensation may in the discretion of the director, be paid to the chief officer of said institution to be used for the benefit of such person: *Provided, however*, That in any case where the estate of such veteran derived from funds paid under the War Risk Insurance Act, as amended, and/or the World War Veterans' Act, 1924, as amended, equals or exceeds \$3,000, payment of the \$20 per month shall be discontinued until the estate is reduced to \$3,000; *Provided further*, That if such person shall recover his reason and shall be discharged from such institution as competent, such additional sum shall be paid him as would equal the total sum by which his compensation has been reduced or discontinued through the provisions of this subdivision.

"All or any part of the compensation of any mentally incompetent inmate of an institution may, in the discretion of the director, be paid to the chief officer of said institution to be properly accounted for and to be used for the benefit of such inmate, or may, in the discretion of the director, be apportioned to wife, child, or children, or dependent parents in accordance with regulations.

"That any ex-service person shown to have had a tuberculous disease of a compensable degree, who in the judgment of the director has reached a condition of complete arrest of his disease, shall receive compensation of not less than \$50 per month: *Provided, however*, That nothing in this provision shall deny a beneficiary the right to receive a temporary total rating for six months after discharge from a one year's period of hospitalization: *Provided further*, That no payments under this provision shall be retroactive, and the payments hereunder shall commence from the date of the passage of this Act or the date the disease reaches a condition of arrest, whichever be the later date.

"The director is hereby authorized and directed to insert in the rating schedule a minimum rating of permanent partial 25 per centum for arrested or apparently cured tuberculosis."

SEC. 15. (1) That so much of the second sentence of subdivision (10) of section 202 of the World War Veterans' Act, 1924, as amended (section 484, title 38, United States Code), as precedes the first proviso thereof, be hereby amended to read as follows:

"The director is further authorized, so far as he shall find that existing Government facilities permit, to furnish hospitalization and necessary traveling expenses incident to hospitalization to veterans of any war, military occupation, or military expedition, including those women who served as Army nurses under contracts between April 21, 1898, and February 2, 1901, and including persons who served overseas as contract surgeons of the Army at any time during the Spanish-American War, not dishonorably discharged, without regard to the nature or origin of their disabilities."

(2) That the following new paragraph be added to subdivision (10) of section 202 of the World War Veterans' Act, 1924, as amended (section 484, title 38, United States Code), to read as follows:

"For the purposes of this section the Spanish-American War shall be construed to mean service between April 21, 1898, and July 4, 1902, and the term 'veteran' shall be deemed to include those persons retired or otherwise not dishonorably separated from the active list of the Army or Navy."

SEC. 16. That subdivision (15) of section 202 of the World War Veterans' Act, 1924, as amended (section 489, title 38, United States Code), be hereby amended to read as follows:

"(15) That any person who is now receiving a gratuity or pension from the United States under existing law shall not receive compensation under this section unless he shall first surrender all claim to further payments of such gratuity or pension, except as hereafter provided and in subdivision (7) of section 201: *Provided*, That in the event of surrender of pension as hereinbefore set forth, any disability incurred in the military service of the United States, by reason of which said pension would be payable, shall be evaluated in accordance with the provisions of subdivision (4), section 202, and shall be payable as compensation under this Act: *Provided further*, That such compensation rating shall be combined with any other compensation rating awarded by reason of active service in the World War."

SEC. 17. That section 206 of the World War Veterans' Act, 1924, as amended (section 495, title 38, United States Code), be hereby repealed.

SEC. 18. That section 209 of the World War Veterans' Act, 1924, as amended (section 498, title 38, United States Code), be hereby repealed.

SEC. 19. That section 210 of the World War Veterans' Act, 1924, as amended (section 499, title 38, United States Code), be hereby amended to read as follows:

"SEC. 210. That no compensation shall be payable for any period more than one year prior to the date of claim therefor, nor shall increased compensation be awarded to revert back more than six months prior to the date of claim therefor: *Provided*, That nothing herein shall be construed to permit the payment of compensation under the World War Veterans' Act, as amended, for any period prior to June 7, 1924. Except in case of fraud participated in by the beneficiary, no reduction in compensation shall be made retroactive." This section as amended to be effective June 7, 1924.

SEC. 20. That section 212 of the World War Veterans' Act, 1924, as amended (section 422, title 38, United States Code), be hereby amended by adding thereto the following proviso:

"*Provided further*, That an application for compensation under the War Risk Insurance Act, as amended, shall be deemed to be a claim for compensation under this Act, and an application for compensation under the provisions of this Act shall be deemed to be a claim for compensation under all subsequent amendments to said Act, this proviso to be effective as of June 7, 1924."

SEC. 21. That a new section be added to Title II of the World War Veterans' Act, 1924, as amended, to be known as section 214, and to read as follows:

"SEC. 214. Where an incompetent veteran receiving disability compensation under the provisions of this Act disappears, the director, in his discretion, may pay to the dependents of such veteran the amount of compensation provided in section 201 of the World War Veterans' Act, 1924, as amended, for dependents of veterans."

SEC. 22. That section 301, paragraphs 3 and 4, of the World War Veterans' Act, 1924, as amended (section 512, title 38, United States Code), be hereby amended to read as follows:

"In case where an insured whose yearly renewable term insurance has matured by reason of total permanent disability is found and declared to be no longer permanently and totally disabled, and where the insured is required under regulations to renew payment of premiums on said term insurance, and where this contingency is extended beyond the period during which said yearly renewable term insurance otherwise must be converted, there shall be given such insured an additional period of two years from the date on which he is required to renew payment of premiums in which to reinstate or convert said term insurance as hereinbefore provided: *Provided*, That where the time for conversion has been extended under the second paragraph of this section because of the mental condition or disappearance of the insured, there shall be allowed to the insured an additional period of two years from the date on which he recovers from his mental disability or reappears in which to convert."

"The insurance, except as provided herein, shall be payable in two hundred and forty equal monthly installments: *Provided*, That when the amount of an individual monthly payment is less than \$5, such amount may in the discretion of the director be allowed to accumulate without interest and be disbursed annually. Provisions for maturity at certain ages, for continuous installments during the life of the insured or beneficiaries, or both, for refund of premiums, cash, loan, paid-up, and extended values, dividends from gains and savings, and such other provisions for the protection and advantage of and for alternative benefits to the insured and the beneficiaries as may be found to be reasonable and practicable, may be provided for in the contract of insurance, or from time to time by regulations. All calculations shall be based upon the American Experience Table of Mortality and interest at 3½ per centum per annum, except

that no deduction shall be made for continuous installments during the life of the insured in case his total and permanent disability continues more than two hundred and forty months. Subject to regulations, the insured shall at all times have the right to change the beneficiary or beneficiaries without the consent of such beneficiary or beneficiaries, but only within the classes herein provided."

SEC. 23. That the last proviso of section 304 of the World War Veterans' Act, 1924, as amended (section 515, title 38, United States Code), be hereby amended to read as follows: "And provided further, That, except as provided in section 301 of the World War Veterans' Act, as amended, no yearly renewable term insurance shall be reinstated after July 2, 1927."

SEC. 24. That section 307 of the World War Veterans' Act, 1924, as amended (section 518, title 38, United States Code), be hereby amended to read as follows:

"SEC. 307. All contracts or policies of insurance heretofore or hereafter issued, reinstated, or converted shall be incontestable from the date of issuance, reinstatement, or conversion, except for fraud, nonpayment of premiums, or on the ground that the applicant was not a member of the military or naval forces of the United States, and subject to the provisions of section 23: *Provided*, That the insured under such contract or policy may, without prejudicing his rights, elect to make claim to the bureau or to bring suit under section 19 of this Act on any prior contract or policy, and if found entitled thereto, shall, upon surrender of any subsequent contract or policy, be entitled to payments under the prior contract or policy: *Provided further*, That this section shall be deemed to be effective as of April 6, 1917, and applicable from that date to all contracts or policies of insurance."

SEC. 25. That section 311 of the World War Veterans' Act, 1924, as amended (section 512b, title 38, United States Code), be hereby amended to read as follows:

"SEC. 311. The director is hereby authorized and directed to include in United States Government life (converted) insurance policies provision whereby an insured, who is totally disabled as a result of disease or injury for a period of four consecutive months or more before attaining the age of sixty-five years and before default in payment of any premium, shall be paid disability benefits at the rate of \$5.75 monthly for each \$1,000 of converted insurance in force when total disability benefits become payable. The amount of such monthly payment under the provisions of this section shall not be reduced because of payment of permanent and total disability benefits under the United States Government life (converted) insurance policy. Such payments shall be effective as of the first day of the fifth consecutive month, and shall be made monthly during the continuance of such total disability. Such payments shall be concurrent with or independent of permanent total disability benefits under the United States Government life (converted) insurance policy. In addition to the monthly disability benefits the payment of premiums on the United States Government life (converted) insurance policy and for the total disability benefits authorized by this section shall be waived during the continuance of such total disability. Regulations shall provide for reexaminations of beneficiaries under this section; and, in the event that it is found that an insured is no longer totally disabled, the waiver of premiums and payment of benefits shall cease and the United States Government life (converted) insurance policy, including the total disability provision authorized by this section, may be continued by payment of premiums as provided in said policy and the total disability provision authorized by this section. Neither the dividends nor the amount payable in any settlement under any United States Government life (converted) insurance policy shall be decreased because of disability benefits granted under the provisions of this section. The payment of total disability benefits shall not prejudice the right of any insured, who is totally and permanently disabled, to total permanent disability benefits under his United States Government life (converted) insurance policy: *Provided*, That the provision authorized by this section shall not be included in any United States Government life (converted) insurance policy heretofore or hereafter issued, except upon application, payment of premium by the insured, and proof of good health satisfactory to the director. The benefit granted under this section shall be on the basis of multiples of \$500, and not less than \$1,000 or more than the amount of United States Government life (converted) insurance in force at time of application. The director shall determine the amount of the monthly premium to cover the benefits of this section, and in order to continue such benefits in force the monthly premiums shall be payable until the insured attains the age of sixty-five years or until the prior maturity of the policy. In all other respects such monthly premium shall be payable under the same terms and conditions as the regular monthly premium on the United States Government life (converted) insurance policy."

Approved, July 3, 1930.

I N D E X

	Page
Adjusted compensation.....	29
Act, amendments to	120
Act, acts to amend an.....	5
Action taken on applications for, to June 30, 1930, Table No. 53.....	101
Applications received by fiscal years, Table No. 52.....	100
Deaths claims awarded on account of adjusted service certificates, Table No. 54.....	101
Admissions:	
By beneficiary, groups of hospitals, and type of patient, Table No. 13.....	48
By branch of service, type of patient, and type of admission, Table No. 14.....	49
By branch of service, type of patient, and sex and color, Table No. 16.....	51
By fiscal years, 1920-1930, Table No. 12.....	47
Hospital, analysis of.....	9
Under authority of section 202 (10) World War veterans' act, Table No. 15.....	50
Under authority of section 202 (10) World War veterans' act, analysis of.....	10
Allied veterans, Tables Nos. 13 and 18.....	48, 53
Appeals:	
Activities of central board of appeals, Table No. 55.....	102
Division of appeals, organization, procedure, and purpose of.....	30
Appropriations:	
Analysis of obligations from all, Table No. 57.....	105
Authorized in Public No. 158.....	118
Disbursements made from all, Table No. 58.....	106
For fiscal years 1929 and 1930.....	32
Versus disbursements, Table No. 56.....	103
Automatic insurance. (See Insurance.)	
Awards:	
Compensation. (See Compensation awards.)	
Insurance. (See Insurance awards.)	
Beds, occupied, unoccupied, and available, by type, Table No. 11.....	46
Bond investments of United States Government life-insurance fund, Table No. 61.....	110
Cause of death, principal, of patients, fiscal years 1925-1930, Table No. 25.....	67
Central board of appeals. (See Appeals.)	
Claims:	
Compensation. (See Compensation claims.)	
Insurance. (See Insurance claims.)	
Retirement of emergency officers. (See Retirement.)	
Clinical laboratory classified tests:	
In United States Veterans' Bureau dispensaries, Table No. 1.....	43
In United States veterans' hospitals, Table No. 2.....	43
Colored patients (see also Sex and color).....	9
Committee on recoveries.....	30
Compensation:	
Activities.....	25
Adjusted. (See Adjusted compensation.)	
Compensation awards:	
Death, active, by relationship of beneficiary to veteran, Table No. 33.....	77
Death, active, showing kind of claim, number of deceased veterans, and amount of monthly payments, Table No. 34.....	78
Death, active, analysis of.....	26
Death and disability, by fiscal years, Table No. 28.....	70
Disability, active, analysis of.....	25
Disability, active by beneficiary relationship, Table No. 32.....	77

	Page
Compensation awards—Continued.	
Disability, active, comparative analysis of type of major disability by extent, Table No. 30.....	71
Disability, active, showing degree of impairment and extent of disability correlated with classification of major disability, Table No. 31.....	73
Disability, active, terminated and disallowed, in regional offices, Table No. 26.....	69
Disability, by fiscal years, Table No. 28.....	70
Disability, each month, January, 1920–July, 1930, chart.....Facing	25
Terminated during fiscal year, analyzed as to reason for termination, Table No. 29.....	70
Compensation claims:	
Death and disability, received by fiscal years from October 1, 1917, to June 30, 1930, inclusive, Table No. 27.....	70
Regional activities, Table No. 26.....	69
Consolidation of veterans' activities, authorized by Public No. 536.....	121
Construction:	
Development and maintenance of bureau hospitals.....	18
Hospitals, facilities, existing and development of, under present appropriations, Table No. 62.....	111
Hospital, future.....	16
Converted insurance. (See Insurance.)	
Costs at bureau hospitals, expenditures and operating.....	18
Death and disability compensation awards. (See Compensation awards.)	
Death and disability compensation claims. (See Compensation claims.)	
Death and disability insurance awards. (See Insurance.)	
Death claims awarded on account of adjusted-service certificates, Table No. 54.....	101
Death compensation awards. (See Compensation awards.)	
Deaths:	
In hospitals during year, analysis of.....	14
In hospitals, by fiscal years, 1925–1930, showing principal cause, Table No. 25.....	67
Decentralization of insurance activities.....	22
Dental relief (see also Tables Nos. 3, 4, 6, 7, 8, and 9).....	20
Establishment of central laboratory.....	21
Diagnostic centers, functions of, cases treated.....	19
Disability and death insurance awards. (See Insurance awards.)	
Disability compensation awards, active. (See Compensation awards.)	
Disability compensation claims received by fiscal years, Table No. 27.....	70
Disbursements:	
From all appropriations during fiscal year.....	32
From all appropriations, by fiscal years, Table No. 58.....	106
Percentage distribution during fiscal year.....	33
Versus appropriations, Table No. 56.....	103
Discharges from hospitals:	
Analysis of.....	12
By class of disease and results of treatment, showing average days hospitalized, Table No. 22.....	61
By results of treatment and type of disease treated, Table No. 24.....	66
Movement of patient population, Table No. 23.....	64
Dispensaries:	
Clinical laboratory classified tests in, Table No. 1.....	43
X-ray examinations in, Table No. 3.....	44
Dividends paid on United States Government life insurance.....	24
Emergency officers, retirement of. (See Retirement of emergency officers.)	
Examinations:	
Medical and dental, salary and fee, Table No. 9.....	45
Out-patient (see also Tables Nos. 5, 6, and 9).....	20
Total, by kind of examination for fiscal years 1924–1930, Table No. 6.....	44
X ray, in hospitals and dispensaries, fiscal years 1924–1930, Tables Nos. 3 and 4.....	44
Expenditures for all purposes.....	31
Expenditures and operating costs at bureau hospitals.....	18
Facilities, hospital. (See Hospital facilities.)	
Female patients (see also Sex and color).....	9, 10

Finance:	Page
Analysis of obligations from all appropriations, Table No. 57-----	105
Appropriations versus disbursements, Table No. 56-----	103
Disbursements from all appropriations, by fiscal years, Table No. 58--	106
Financial statement, United States Government life insurance fund, by calendar years, Table No. 60-----	109
General medical and surgical patients:	
Admitted, Tables Nos. 13, 14, and 16-----	48, 49, 51
Analysis of admissions of-----	10
Analysis of discharges of-----	13
Discharges, Tables Nos. 22 and 24-----	61, 66
Remaining, Tables Nos. 18 and 20-----	53, 55
Guardianship activities-----	38
Home address of patients remaining under treatment:	
Number of patients hospitalized in home State by fiscal years 1923- 1930, Table No. 20-----	55
Showing State location of hospital in which patient is under treatment, Table No. 21-----	57
Hospital:	
Admissions. (See Admissions.)	
Construction, future. (See Construction.)	
Development and maintenance of bureau hospitals-----	18
Discharges. (See Discharges.)	
Expenditures and operating costs. (See Expenditures.)	
Facilities—	
Additional appropriations for, Public Nos. 78 and 158-----	118
Authorization for, Public No. 29-----	117
Existing and development of, under present appropriations, Table No. 62-----	111
Government-----	15
Total authorizations and expenditures for, since March 3, 1919. --	16
Hospitalization, average period of, Tables Nos. 22, 23, and 24.-----	61, 64, 66
Authorization of, to retired enlisted men of Navy and Marine Corps, Public No. 344-----	121
Insurance:	
Activities-----	22
Applications for United States Government life (converted)-----	22
Automatic—	
Active disability and death awards, Table No. 40-----	84
Terminated disability and death awards, showing reason for ter- mination, Table No. 41-----	85
Awards—	
Active disability and death, term and automatic insurance, Table No. 40-----	84
Death and disability, United States Government term and con- verted, by fiscal years, from October, 1917, to June 30, 1930, Table No. 39-----	83
Term and automatic, analysis of-----	27
Terminated, disability and death, automatic and term insurance, by reason of termination, Table No. 41-----	85
Claims awarded, converted insurance-----	28
Death—	
By class of disability causing death, Table No. 46-----	92
By plan of insurance, Table No. 42-----	86
Disability—	
By cause of disability, Table No. 47-----	94
By plan of insurance, Table No. 43-----	87
Claims received, United States Government term and converted, by fiscal years, from October, 1917, to June 30, 1930, Table No. 38--	82
Claims terminated—	
Converted insurance, disability—	
On account of death of insured, by plan of insurance, Table No. 44-----	88
On account of death of insured, by class of disability, Table No. 48-----	96
On account of recovery, by plan of insurance, Table No. 45--	90
On account of recovery, by cause of disability, Table No. 49--	99
Term insurance, disability and death, classification of major dis- ability and reasons for termination, Table No. 41-----	85

Insurance—Continued.

	Page
Converted insurance claims (<i>see also</i> Tables Nos. 42, 43, 44, 45, 46, 47, 48, and 49)	28
Death claims awarded, converted insurance—	
By class of disability causing death, Table No. 46	92
By plan of insurance, Table No. 42	86
Decentralization of insurance activities	22
Disability and death awards, term insurance—	
Active, classification of major disability, Table No. 40	84
Terminated, classification of major disability and reasons for termination, Table No. 41	85
Disability claims awarded, converted insurance—	
By cause of disability, Table No. 47	94
By plan of insurance, Table No. 43	87
Disability claims terminated, converted insurance—	
On account of death of insured, by class of disability, Table No. 48	96
On account of death of insured, by plan of insurance, Table No. 44	88
On account of recovery, by cause of disability, Table No. 49	99
On account of recovery, by plan of insurance, Table No. 45	90
Financial statement, United States Government life insurance fund, by calendar years, Table No. 60	109
Term and automatic insurance claims	27
Term insurance—	
Active disability and death awards, Table No. 40	84
Premium income (yearly renewable)	24
Terminated disability and death awards, showing reason for termination, Table No. 41	85
United States Government life—	
Applications and policies, analysis of	22
Bond investments of fund, Table No. 61	110
Dividends paid	24
Financial statement of fund, by calendar years, Table No. 60	109
Fund, policy loans, Table No. 59	108
In force (<i>see also</i> Tables Nos. 50 and 51)	23
Plan of policy, analysis of	23
Policies surrendered for cash and paid-up insurance	24
Premium income	24
United States Government, term and converted—	
Claims received by fiscal years, from October, 1917, to June 30, 1930, Table No. 38	82
Death and disability awards, by fiscal years, from October, 1917, to June 30, 1930, Table No. 39	83
Yearly renewable, analysis of	24
Investments, bond, of United States Government life insurance fund, Table No. 61	110
Laboratory tests, clinical, in United States veterans' hospitals and dispensaries, Tables Nos. 1 and 2	43
Legal activities	33
Legislation, new	5
Life insurance. (<i>See Insurance.</i>)	
Loans on adjusted service certificates	29
Maintenance of bureau hospitals, development and	18
Neuropsychiatric patients:	
Admitted, Tables Nos. 13, 14, and 16	48, 49, 51
Analysis of admissions of	10
Analysis of discharges of	13
Discharges, Tables Nos. 22 and 24	61, 66
Remaining, Tables Nos. 18 and 20	53, 55
Nonservice-connected disabilities, patients with, Tables Nos. 13, 15, and 18	48, 50, 53
Nursing activities, regional, Table No. 10	46
Officers' retirement benefits. (<i>See Retirement of emergency officers.</i>)	
Operations, surgical, number performed in hospitals, Table No. 23	64

	Page
Orthopedic and prosthetic appliances.....	21
Out-patient medical service (<i>see also</i> Tables Nos. 5, 6, 7, 8, and 9).....	20
Overpayments. (<i>See</i> Committee on recoveries.).....	
Paragraph 10, section 202, World War veterans' act, 1924, admissions and remaining, Tables Nos. 13, 15, and 18.....	48, 50, 53
Patients. (<i>See</i> Admissions, discharges, turnover, remaining, deaths, and surgical operations.).....	
Payments, monthly, for compensation active death and disability awards, Tables Nos. 30, 31, 32, 33, and 34.....	71, 73, 77, 78
Personnel:	
Activities.....	39
By location, aggregate annual salaries, together with net increase or decrease for the year, Table No. 63.....	114
Of the United States Veterans' Bureau, from 1917 to 1930, chart.....	Facing 39
Policies, United States Government life, surrendered for cash and paid-up insurance.....	24
Policy loans, United States Government life insurance fund, Table No. 59.....	108
Premium income, United States Government life insurance and yearly renewable term insurance.....	24
Prosthetics.....	21
Public:	
Nos. 29, 303, 344, 522 and 536.....	117, 120, 121, 123
Nos. 78 and 158, extracts from.....	118
Pulmonary tuberculosis patients:	
Admitted, Tables Nos. 13, 14, and 16.....	48, 49, 51
Analysis of admissions of.....	10
Analysis of discharges of.....	13
Discharges, Tables Nos. 22 and 24.....	61, 66
Remaining, Tables Nos. 18 and 20.....	53, 55
Recoveries, committee on.....	30
Regional office activities.....	6
Relief:	
Dental (<i>see also</i> Tables Nos. 3, 4, 6, 7, 8, and 9).....	20
Out-patient (<i>see also</i> Tables Nos. 5, 6, 7, 8, and 9).....	19
Remaining patients:	
By class of beneficiary, groups of hospitals, and type of patient, Table No. 18.....	53
By fiscal years, showing number of patients hospitalized in their home State, by groups of hospitals, and type of patient, Table No. 20.....	55
By sex and color, and fiscal year, Table No. 19.....	54
By State location of hospital and patients' State of residence, Table No. 21.....	57
By type, from October, 1919, to July, 1930, chart.....	Facing 7
Retirement of emergency officers of World War:	
Analysis of action taken on applications for benefits.....	27
Claims adjudicated, showing number, per cent, and monthly amount of retirement pay or disability compensation, by State or country of residence, Table No. 37.....	80
Major disability of those retired with and without pay, Table No. 35.....	78
Organization and rank of those retired with pay, showing increased cost of retirement over amount previously paid as compensation for disability, Table No. 36.....	79
Salaries, aggregate annual, of personnel by location, and estimated of per diem and per hour employees, Table No. 63.....	114
Service-connected disabilities, patients with, Tables Nos. 13 and 18.....	48, 53
Sex and color (<i>see also</i> Admissions):	
Of patients admitted to hospitals during year, Table No. 16.....	51
Of patients remaining under treatment, fiscal years, 1923-1930, Table No. 19.....	54
Surgical operations:	
Analysis of.....	14
Number performed in hospitals during year, Table No. 23.....	64

	Page
Term insurance. (<i>See</i> Insurance.)	
Terminated compensation awards. (<i>See</i> Compensation awards.)	
Terminated insurance awards. (<i>See</i> Insurance.)	
Treatments:	
In-patient. (<i>See</i> Admissions, discharges, and remaining.)	
Medical and dental, salary and fee, Table No. 8-----	45
Out-patient (<i>see also</i> Tables Nos. 5, 7, and 8)-----	20
Turnover in United States veterans' hospitals, by hospital and fiscal years, Table No. 17-----	52
United States Government life insurance. (<i>See</i> Insurance.)	
World War adjusted compensation act, amendment to-----	120
X-ray examinations in hospitals and dispensaries, Table Nos. 3 and 4----	44



