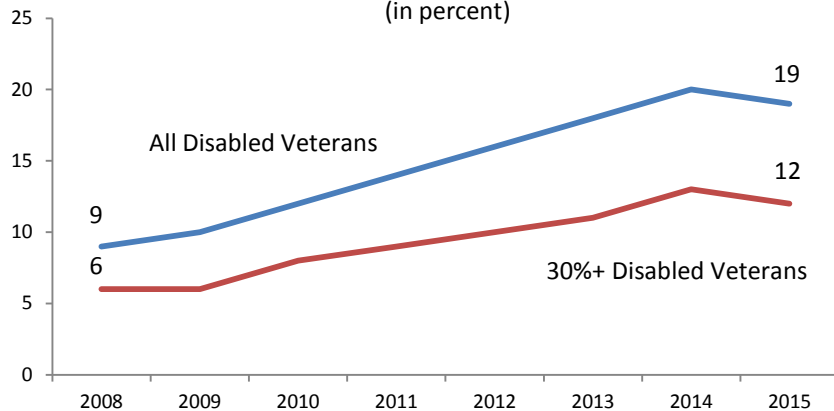


Employment of Veterans in Federal Executive Branch: FY 2008 to FY2015

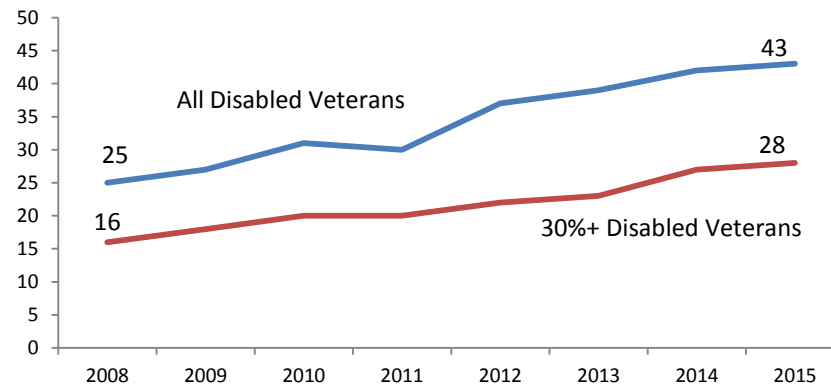
Of All Federal New Hires

(in percent)



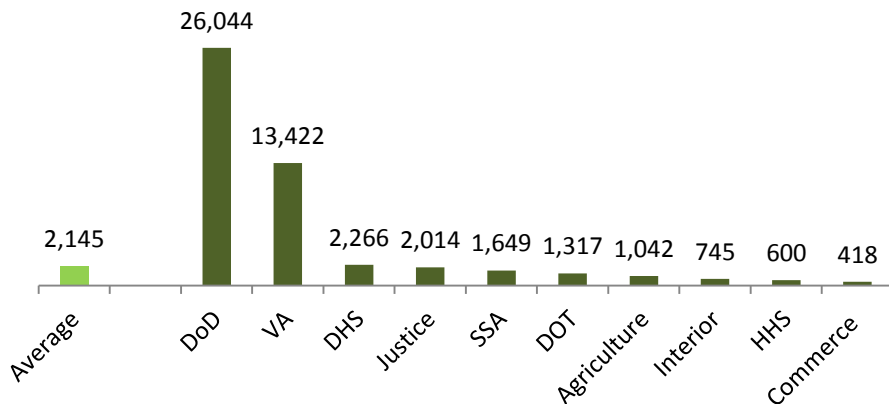
Of All Veteran New Hires

(in percent)

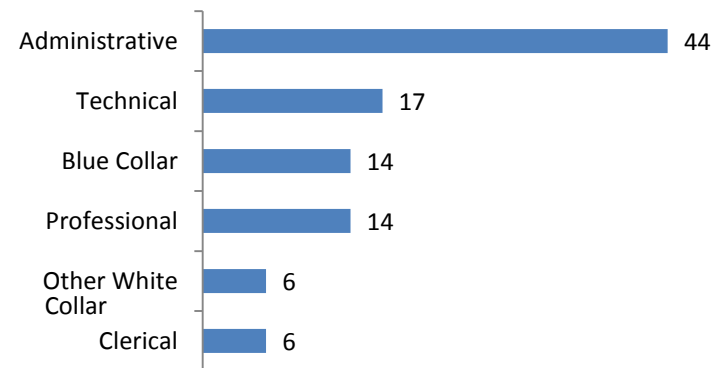


Note: Veterans with a 30% or higher disability rating are a subset of disabled Veterans. New hires do not include transfers between agencies.

Total Veteran New Hires Top 10 Agencies 2015



Veterans by Occupation: 2015 (in percent)



DHS=Dept. of Homeland Security; DOT=Department of Transportation; and HHS=Health and Human Services; Average is for 24 Executive Branch Agencies

Source: U.S. Office of Personnel Management, Employment of Veterans in the Federal Executive Branch, Fiscal Year 2015

<http://www.fedshirevets.gov/hire/hrp/reports/index.aspx>

Prepared February 2017

