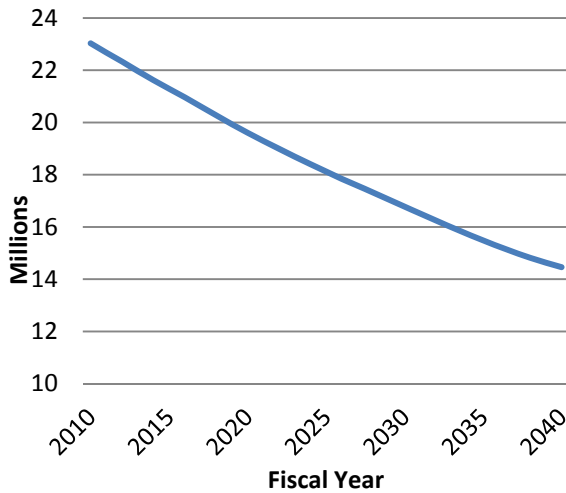
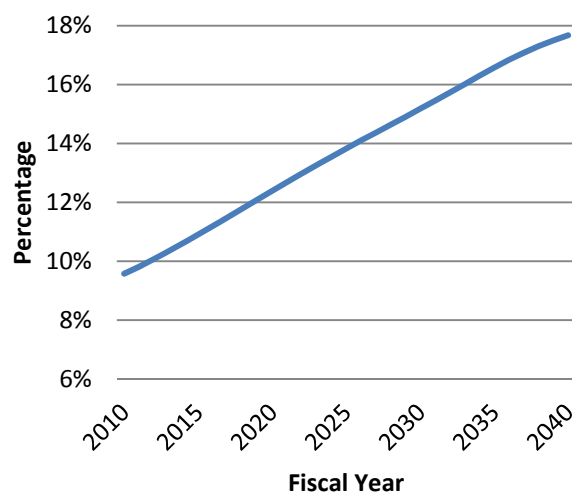


Veteran Population Projections: FY2010 to FY2040

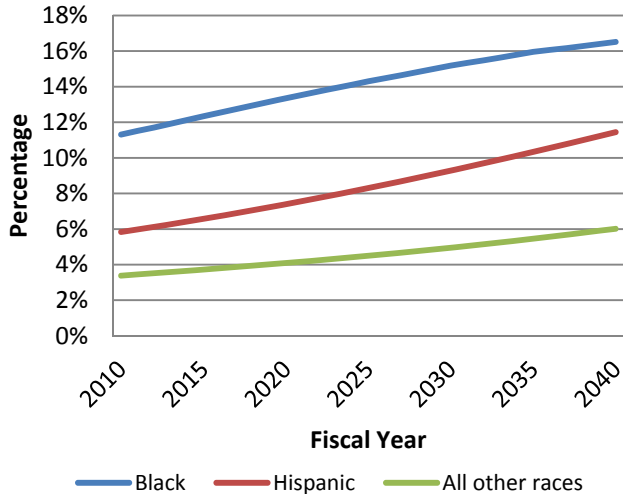
**Projected Total Veteran Population
2010 to 2040**



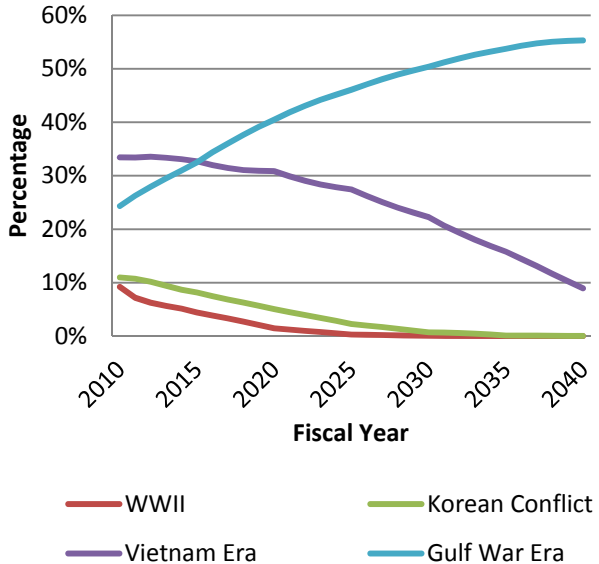
**Projected % of Female Veteran Population
2010 to 2040**



**Projected % of Minority Veteran Population
2010 to 2040**



**Projected % of Total Veteran Population by
Period of Service, 2010-2040**



Note: Categories are mutually exclusive.
'All other races' includes American Indian/Alaska Native,
Asian, Pacific Islander, and Other.

Source: Office of the Actuary, Veteran Population Projections Model (VetPop2011) tables 1L, 3L and 2L.

