

VA Facilities (as of 9/30/2017)	Arkansas	National
Number of Inpatient Care Sites	3	154
Number of Outpatient Care Sites	19	1,029
Number of Vet Centers	2	300
Number of VBA Regional Offices	1	56
Number of National and State Cemeteries	5	246

VA Expenditures FY 2017 (in thousands)	Arkansas	National
Compensation & Pension	\$ 1,101,329	\$ 84,138,460
Construction	\$ 13,413	\$ 1,467,395
Education & Voc Rehab/Employment	\$ 81,817	\$ 13,182,263
General Operating Expenses	\$ 28,712	\$ 9,222,998
Insurance & Indemnities	\$ 13,616	\$ 1,700,374
Medical Care	\$ 985,883	\$ 69,709,570

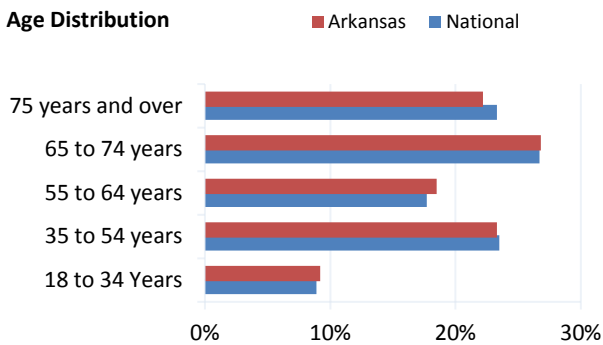


U.S. Department of Veterans Affairs

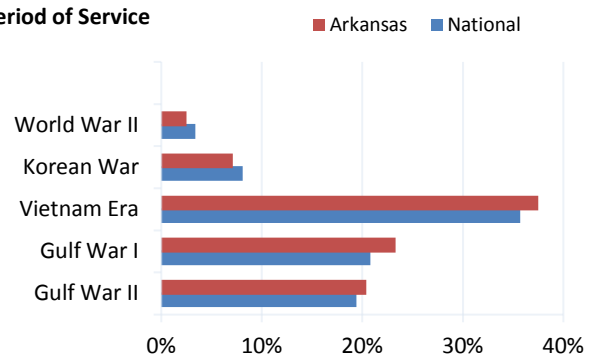
Arkansas

Veteran Population (as of 9/30/2017)	Arkansas	National
Number of Veterans	222,286	19,998,799
Percent of Adult Population that are Veterans	9.84%	6.60%
Number of Women Veterans	19,212	1,882,848
Percent of Women Veterans	8.64%	9.41%
Number of Military Retirees	25,398	2,156,647
Percent of Veterans that are Military Retirees	11.43%	10.78%
Number of Veterans Age 65 and Over	103,503	9,410,179
Percent of Veterans Age 65 and Over	46.56%	47.05%

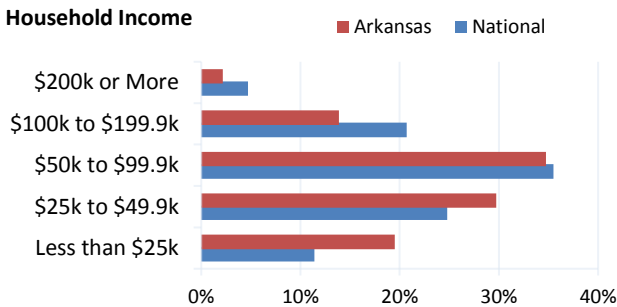
Age Distribution



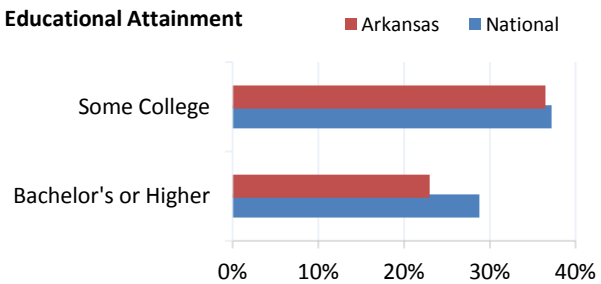
Period of Service



Household Income



Educational Attainment



VA Healthcare and Benefits (as of 9/30/2017)	Arkansas	National
Number of Veterans Receiving Disability Compensation	49,531	4,552,819
Number of Veterans Receiving Pension	3,837	276,570
Number of Dependency & Indemnity Comp Beneficiaries	6,418	411,390
Number of Education Beneficiaries	7,641	987,577
Number of Enrollees in VA Healthcare System	115,144	9,116,200
Number of Unique Patients Treated	85,315	6,035,183



Population Change	Arkansas	National
Veteran Population 2015	228K	20.8M
Veteran Population 2045	144K	12M
Annual Percentage Change	-1.51%	-1.82%

Arkansas	9/30/2015	9/30/2020	9/30/2025	9/30/2030	9/30/2035	9/30/2040	9/30/2045
Age	Less than 40	33,250	31,694	28,478	25,411	23,672	23,734
	40-64	90,844	79,418	70,959	65,913	61,144	55,251
	65+	103,746	102,171	98,393	91,379	83,473	65,400

Arkansas	9/30/2015	9/30/2020	9/30/2025	9/30/2030	9/30/2035	9/30/2040	9/30/2045
Gender	Male	209,173	193,328	176,442	159,997	144,486	119,318
	Female	18,667	19,956	21,387	22,706	23,803	25,067

Arkansas	9/30/2015	9/30/2020	9/30/2025	9/30/2030	9/30/2035	9/30/2040	9/30/2045
Period of Service	WWII	8,481	2,879	621	83	6	0
	Korea	18,033	10,814	4,931	1,543	315	3
	Vietnam	80,584	71,430	59,692	45,770	30,803	7,478
	Gulf War	76,589	86,820	93,381	95,074	94,568	87,389

Note: The total for Period of Service does not equal the total Veteran Population because peace time veterans were excluded

Arkansas	9/30/2015	9/30/2020	9/30/2025	9/30/2030	9/30/2035	9/30/2040	9/30/2045
Race	White, Not Hispanic	189,747	172,448	153,155	133,841	115,371	83,334
	Minority	38,093	40,836	44,674	48,862	52,918	61,051

Note: Minorities are all races/ethnicities except non-Hispanic White Veterans

