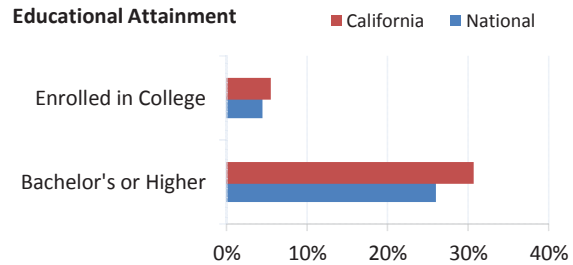
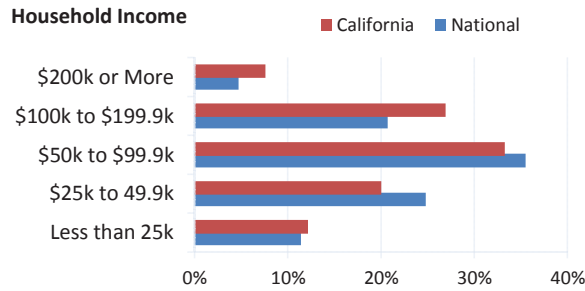
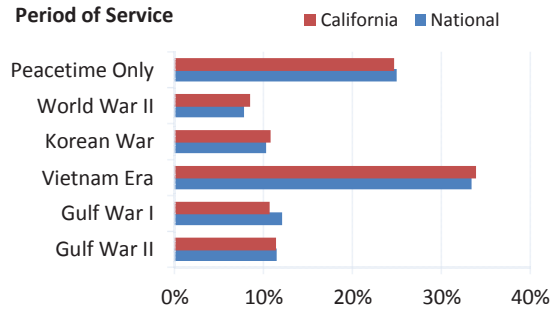
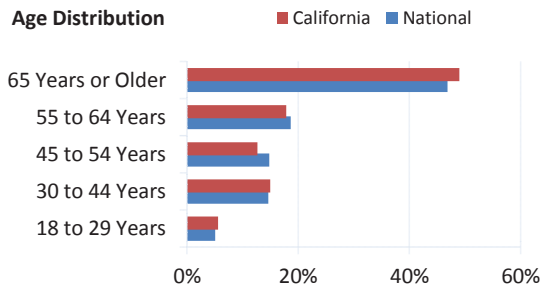


VA Facilities (FY 2016)	California	National
Number of Inpatient Care Sites	10	155
Number of Outpatient Care Sites	60	1,028
Number of Vet Centers	30	300
Number of VBA Regional Offices	3	55
Number of National and State Cemeteries	13	243

VA Expenditures FY 2016 (in thousands)	California	National
Compensation & Pension	\$ 7,252,271	\$ 84,028,287
Construction	\$ 171,913	\$ 1,708,038
Education & Voc Rehab/Employment	\$ 1,861,300	\$ 13,838,235
General Operating Expenses	\$ 196,187	\$ 7,898,122
Insurance & Indemnities	\$ 153,143	\$ 1,612,962
Medical Care	\$ 5,933,781	\$ 63,473,220



Veteran Population (FY 2016)	California	National
Number of Veterans	1,735,213	20,392,192
Percent of Adult Population that are Veterans	6.10%	6.60%
Number of Women Veterans	143,159	1,860,516
Percent of Women Veterans	8.25%	9.12%
Number of Military Retirees	160,640	2,129,774
Percent of Veterans that are Military Retirees	9.26%	10.44%
Number of Veterans Age 65 and Over	849,750	9,560,748
Percent of Veterans Age 65 and Over	48.97%	46.88%



VA Healthcare and Benefits (FY 2016)	California	National
Number of Veterans Receiving Disability Compensation	372,223	4,356,443
Number of Veterans Receiving Pension	27,962	288,710
Number of Dependency & Indemnity Comp Beneficiaries	32,077	399,237
Number of Education Beneficiaries	88,436	927,012
Number of Enrollees in VA Healthcare System	755,980	8,873,885
Number of Unique Patients Treated	464,131	5,882,889



Population Change	California	National
Veteran Population FY 2015	1.8M	20.8M
Veteran Population FY 2045	854K	12M
Annual Percentage Change	-2.44%	-1.8%

California	9/30/2015	9/30/2020	9/30/2025	9/30/2030	9/30/2035	9/30/2040	9/30/2045
Age	Less than 40	274,212	264,759	239,443	224,045	223,881	225,129
	40-64	635,012	523,489	450,534	407,479	376,859	362,257
	65+	880,638	741,566	627,837	520,785	422,458	336,962

California	9/30/2015	9/30/2020	9/30/2025	9/30/2030	9/30/2035	9/30/2040	9/30/2045
Gender	Male	1,646,958	1,387,176	1,177,118	1,012,877	884,688	717,339
	Female	142,904	142,637	140,696	139,431	138,510	137,475

California	9/30/2015	9/30/2020	9/30/2025	9/30/2030	9/30/2035	9/30/2040	9/30/2045
Period of Service	WWII	101,400	30,343	5,815	692	47	0
	Korea	173,877	92,417	36,689	9,825	1,693	12
	Vietnam	619,502	503,256	384,424	268,362	163,368	82,041
	Gulf War	555,543	615,303	632,193	599,078	554,031	503,366

California	9/30/2015	9/30/2020	9/30/2025	9/30/2030	9/30/2035	9/30/2040	9/30/2045
Race	White, Not Hispanic	1,160,899	941,785	762,843	617,800	499,680	406,167
	Minority	628,963	588,029	554,971	534,508	523,518	518,252

Note: Minorities are all races/ethnicities except non-Hispanic White Veterans

