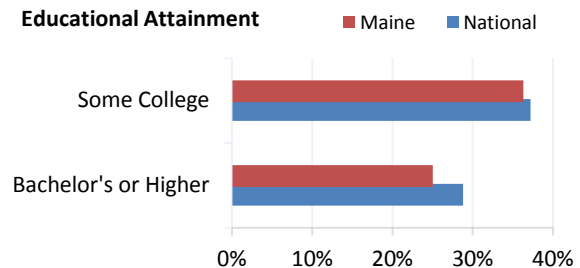
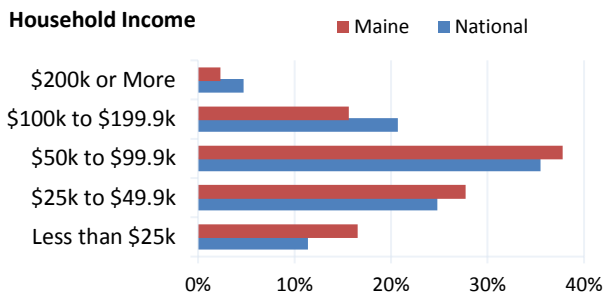
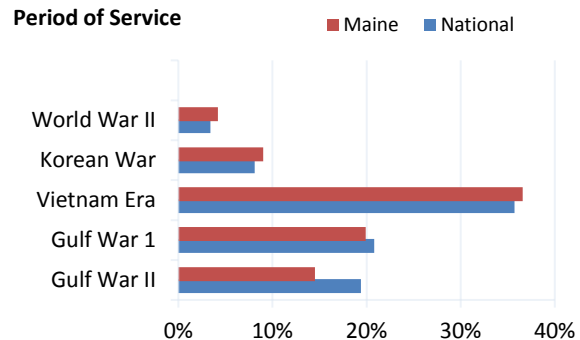
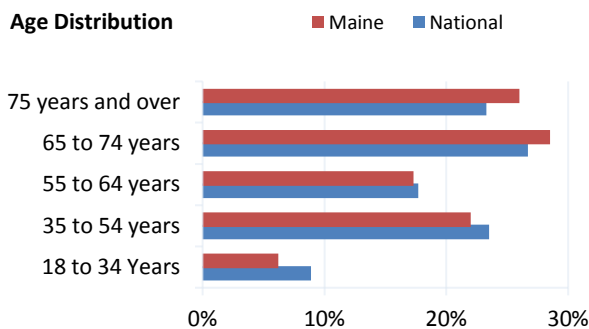


VA Facilities (as of 9/30/2017)	Maine	National
Number of Inpatient Care Sites	1	154
Number of Outpatient Care Sites	10	1,029
Number of Vet Centers	5	300
Number of VBA Regional Offices	1	56
Number of National and State Cemeteries	6	246

VA Expenditures FY 2017 (in thousands)	Maine	National
Compensation & Pension	\$ 560,854	\$ 84,138,460
Construction	\$ 949	\$ 1,467,395
Education & Voc Rehab/Employment	\$ 43,015	\$ 13,182,263
General Operating Expenses	\$ 19,641	\$ 9,222,998
Insurance & Indemnities	\$ 9,112	\$ 1,700,374
Medical Care	\$ 429,222	\$ 69,709,570



Veteran Population (as of 9/30/2017)	Maine	National
Number of Veterans	114,020	19,998,799
Percent of Adult Population that are Veterans	11.18%	6.60%
Number of Women Veterans	9,103	1,882,848
Percent of Women Veterans	7.98%	9.41%
Number of Military Retirees	11,936	2,156,647
Percent of Veterans that are Military Retirees	10.47%	10.78%
Number of Veterans Age 65 and Over	57,792	9,410,179
Percent of Veterans Age 65 and Over	50.69%	47.05%



VA Healthcare and Benefits (as of 9/30/2017)	Maine	National
Number of Veterans Receiving Disability Compensation	27,760	4,552,819
Number of Veterans Receiving Pension	1,524	276,570
Number of Dependency & Indemnity Comp Beneficiaries	2,647	411,390
Number of Education Beneficiaries	3,044	987,577
Number of Enrollees in VA Healthcare System	57,299	9,116,200
Number of Unique Patients Treated	41,508	6,035,183



Population Change	Maine	National
Veteran Population 2015	120K	20.8M
Veteran Population 2045	56K	12M
Annual Percentage Change	-2.50%	-1.82%

Maine	9/30/2015	9/30/2020	9/30/2025	9/30/2030	9/30/2035	9/30/2040	9/30/2045
Age	Less than 40	13,562	12,336	10,793	9,509	9,076	9,101
	40-64	47,382	39,288	31,934	26,607	23,046	19,251
	65+	58,611	54,250	50,754	46,176	40,056	27,655

Maine	9/30/2015	9/30/2020	9/30/2025	9/30/2030	9/30/2035	9/30/2040	9/30/2045
Gender	Male	110,522	96,733	84,325	73,187	63,208	54,579
	Female	9,032	9,141	9,156	9,106	8,970	8,357

Maine	9/30/2015	9/30/2020	9/30/2025	9/30/2030	9/30/2035	9/30/2040	9/30/2045
Period of Service	WWII	5,968	1,917	397	51	4	0
	Korea	10,853	6,040	2,533	716	130	1
	Vietnam	44,581	38,095	30,921	23,056	15,043	8,083
	Gulf War	34,341	37,475	39,031	38,528	37,137	34,978

Note: The total for Period of Service does not equal the total Veteran Population because peace time veterans were excluded

Maine	9/30/2015	9/30/2020	9/30/2025	9/30/2030	9/30/2035	9/30/2040	9/30/2045
Race	White, Not Hispanic	114,859	101,106	88,433	76,680	65,784	56,017
	Minority	4,695	4,767	5,048	5,614	6,394	7,282

Note: Minorities are all races/ethnicities except non-Hispanic White Veterans

