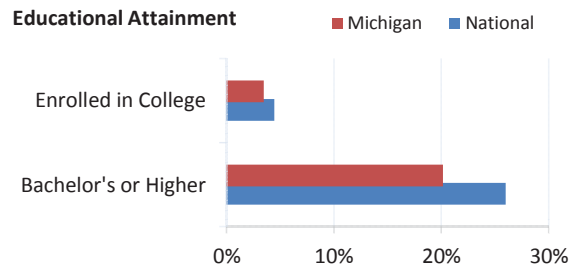
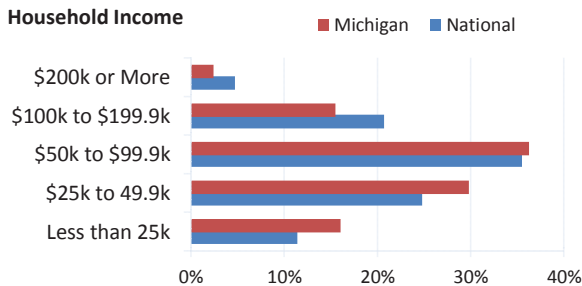
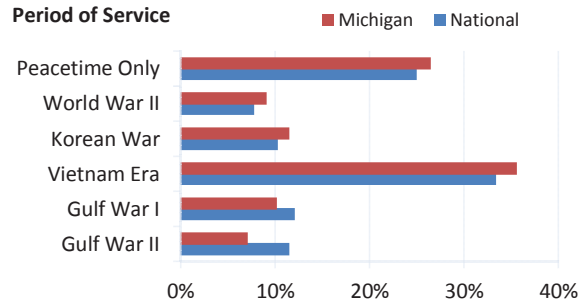
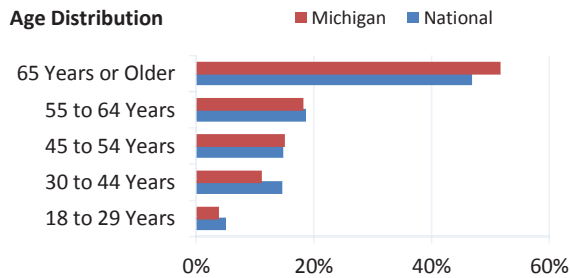


VA Facilities (FY 2016)	Michigan	National
Number of Inpatient Care Sites	6	155
Number of Outpatient Care Sites	29	1,028
Number of Vet Centers	8	300
Number of VBA Regional Offices	1	55
Number of National and State Cemeteries	2	243

VA Expenditures FY 2016 (in thousands)	Michigan	National
Compensation & Pension	\$ 2,148,061	\$ 84,028,287
Construction	\$ 18,032	\$ 1,708,038
Education & Voc Rehab/Employment	\$ 225,017	\$ 13,838,235
General Operating Expenses	\$ 52,800	\$ 7,898,122
Insurance & Indemnities	\$ 45,515	\$ 1,612,962
Medical Care	\$ 1,514,874	\$ 63,473,220



Veteran Population (FY 2016)	Michigan	National
Number of Veterans	608,271	20,392,192
Percent of Adult Population that are Veterans	8.20%	6.60%
Number of Women Veterans	43,440	1,860,516
Percent of Women Veterans	7.14%	9.12%
Number of Military Retirees	30,048	2,129,774
Percent of Veterans that are Military Retirees	4.94%	10.44%
Number of Veterans Age 65 and Over	314,518	9,560,748
Percent of Veterans Age 65 and Over	51.71%	46.88%



VA Healthcare and Benefits (FY 2016)	Michigan	National
Number of Veterans Receiving Disability Compensation	100,807	4,356,443
Number of Veterans Receiving Pension	10,054	288,710
Number of Dependency & Indemnity Comp Beneficiaries	9,337	399,237
Number of Education Beneficiaries	13,836	927,012
Number of Enrollees in VA Healthcare System	230,350	8,873,885
Number of Unique Patients Treated	154,509	5,882,889



Population Change	Michigan	National
Veteran Population FY 2015	627K	20.8M
Veteran Population FY 2045	229K	12M
Annual Percentage Change	-3.31%	-1.8%

Michigan	9/30/2015	9/30/2020	9/30/2025	9/30/2030	9/30/2035	9/30/2040	9/30/2045
Age	Less than 40	67,822	58,837	48,492	41,163	39,640	39,639
	40-64	238,774	190,688	151,342	117,955	91,402	77,681
	65+	320,904	285,114	252,679	222,817	189,703	151,869

Michigan	9/30/2015	9/30/2020	9/30/2025	9/30/2030	9/30/2035	9/30/2040	9/30/2045
Gender	Male	583,726	492,516	411,243	341,539	281,466	231,385
	Female	43,774	42,122	41,270	40,395	39,279	37,804

Michigan	9/30/2015	9/30/2020	9/30/2025	9/30/2030	9/30/2035	9/30/2040	9/30/2045
Period of Service	WWII	30,177	9,558	1,916	237	17	1
	Korea	59,364	33,293	13,827	3,851	693	79
	Vietnam	222,918	191,632	155,121	114,670	73,414	38,193
	Gulf War	161,983	168,202	167,609	158,975	148,215	135,806

Michigan	9/30/2015	9/30/2020	9/30/2025	9/30/2030	9/30/2035	9/30/2040	9/30/2045
Race	White, Not Hispanic	532,327	448,033	372,416	307,699	252,747	207,426
	Minority	95,173	86,605	80,096	74,236	67,998	61,762

Note: Minorities are all races/ethnicities except non-Hispanic White Veterans

