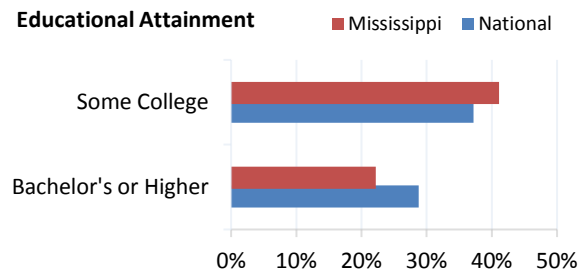
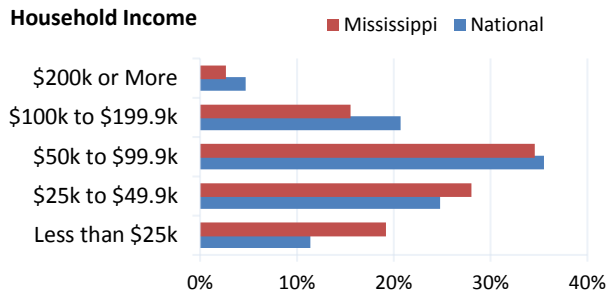
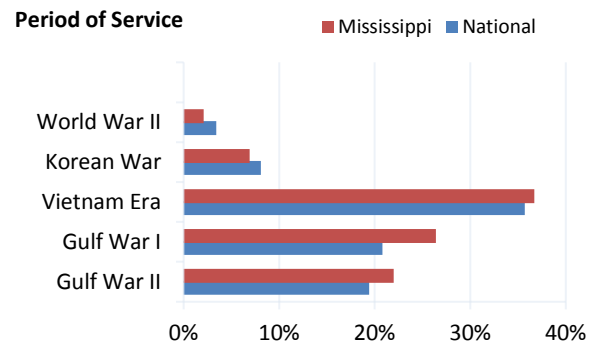
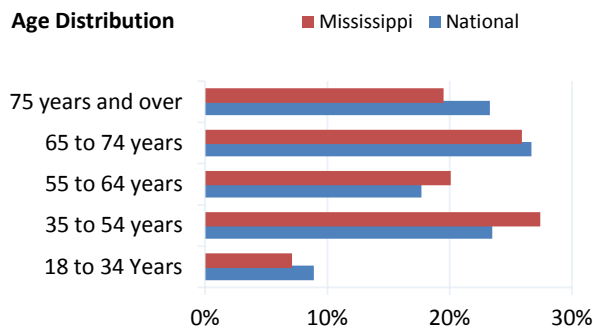


VA Facilities (as of 9/30/2017)	Mississippi	National
Number of Inpatient Care Sites	3	154
Number of Outpatient Care Sites	11	1,029
Number of Vet Centers	2	300
Number of VBA Regional Offices	1	56
Number of National and State Cemeteries	5	246

VA Expenditures FY 2017 (in thousands)	Mississippi	National
Compensation & Pension	\$ 880,955	\$ 84,138,460
Construction	\$ 15,048	\$ 1,467,395
Education & Voc Rehab/Employment	\$ 88,460	\$ 13,182,263
General Operating Expenses	\$ 28,715	\$ 9,222,998
Insurance & Indemnities	\$ 14,018	\$ 1,700,374
Medical Care	\$ 787,031	\$ 69,709,570



Veteran Population (as of 9/30/2017)	Mississippi	National
Number of Veterans	191,411	19,998,799
Percent of Adult Population that are Veterans	8.24%	6.60%
Number of Women Veterans	20,385	1,882,848
Percent of Women Veterans	10.65%	9.41%
Number of Military Retirees	27,804	2,156,647
Percent of Veterans that are Military Retirees	14.53%	10.78%
Number of Veterans Age 65 and Over	80,907	9,410,179
Percent of Veterans Age 65 and Over	42.27%	47.05%



VA Healthcare and Benefits (as of 9/30/2017)	Mississippi	National
Number of Veterans Receiving Disability Compensation	43,828	4,552,819
Number of Veterans Receiving Pension	3,525	276,570
Number of Dependency & Indemnity Comp Beneficiaries	4,966	411,390
Number of Education Beneficiaries	8,305	987,577
Number of Enrollees in VA Healthcare System	98,511	9,116,200
Number of Unique Patients Treated	67,975	6,035,183



Population Change	Mississippi	National
Veteran Population 2015	196K	20.8M
Veteran Population 2045	138K	12M
Annual Percentage Change	-1.15%	-1.82%

Mississippi	9/30/2015	9/30/2020	9/30/2025	9/30/2030	9/30/2035	9/30/2040	9/30/2045
Age	Less than 40	32,800	31,905	29,653	27,810	27,031	27,176
	40-64	81,330	73,421	66,872	62,685	58,401	54,154
	65+	81,499	78,974	76,750	72,568	68,320	61,940

Mississippi	9/30/2015	9/30/2020	9/30/2025	9/30/2030	9/30/2035	9/30/2040	9/30/2045
Gender	Male	175,958	163,065	150,314	138,392	127,492	117,747
	Female	19,671	21,234	22,961	24,670	26,260	27,589

Mississippi	9/30/2015	9/30/2020	9/30/2025	9/30/2030	9/30/2035	9/30/2040	9/30/2045
Period of Service	WWII	6,536	2,115	432	54	4	0
	Korea	15,267	8,558	3,672	1,085	209	26
	Vietnam	60,510	52,421	43,011	32,307	21,247	11,560
	Gulf War	73,392	83,999	90,205	90,747	89,443	86,655

Note: The total for Period of Service does not equal the total Veteran Population because peace time veterans were excluded

Mississippi	9/30/2015	9/30/2020	9/30/2025	9/30/2030	9/30/2035	9/30/2040	9/30/2045
Race	White, Not Hispanic	139,149	126,756	115,589	105,804	97,226	90,011
	Minority	56,480	57,544	57,686	57,259	56,526	55,325

Note: Minorities are all races/ethnicities except non-Hispanic White Veterans

