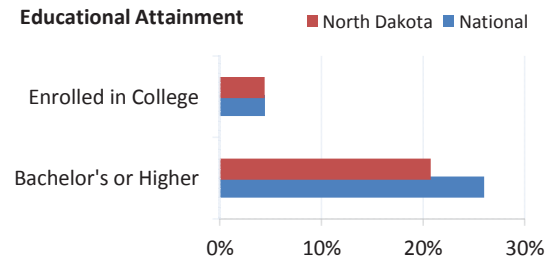
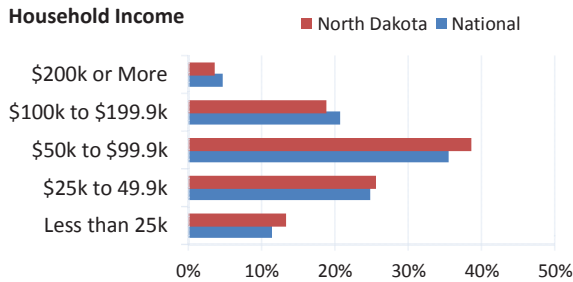
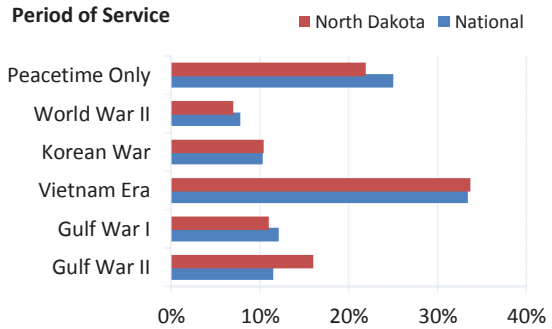
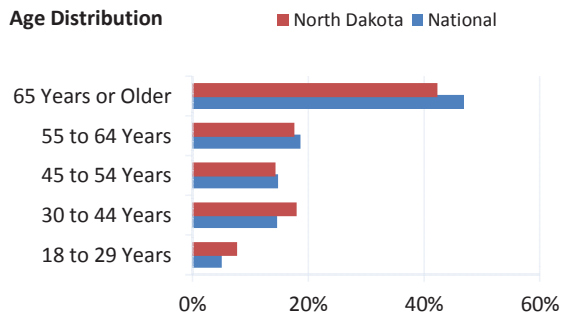


VA Facilities (FY 2016)	North Dakota	National
Number of Inpatient Care Sites	1	155
Number of Outpatient Care Sites	8	1,028
Number of Vet Centers	3	300
Number of VBA Regional Offices	1	55
Number of National and State Cemeteries	1	243

VA Expenditures FY 2016 (in thousands)	North Dakota	National
Compensation & Pension	\$ 182,453	\$ 84,028,287
Construction	\$ 6,767	\$ 1,708,038
Education & Voc Rehab/Employment	\$ 27,330	\$ 13,838,235
General Operating Expenses	\$ 5,865	\$ 7,898,122
Insurance & Indemnities	\$ 3,336	\$ 1,612,962
Medical Care	\$ 149,345	\$ 63,473,220



Veteran Population (FY 2016)	North Dakota	National
Number of Veterans	52,043	20,392,192
Percent of Adult Population that are Veterans	9.25%	6.60%
Number of Women Veterans	4,803	1,860,516
Percent of Women Veterans	9.23%	9.12%
Number of Military Retirees	5,368	2,129,774
Percent of Veterans that are Military Retirees	10.31%	10.44%
Number of Veterans Age 65 and Over	22,033	9,560,748
Percent of Veterans Age 65 and Over	42.34%	46.88%



VA Healthcare and Benefits (FY 2016)	North Dakota	National
Number of Veterans Receiving Disability Compensation	12,486	4,356,443
Number of Veterans Receiving Pension	541	288,710
Number of Dependency & Indemnity Comp Beneficiaries	849	399,237
Number of Education Beneficiaries	2,440	927,012
Number of Enrollees in VA Healthcare System	27,655	8,873,885
Number of Unique Patients Treated	19,187	5,882,889



Population Change	North Dakota	National
Veteran Population FY 2015	52K	20.8M
Veteran Population FY 2045	42K	12M
Annual Percentage Change	-0.77%	-1.8%

North Dakota	9/30/2015	9/30/2020	9/30/2025	9/30/2030	9/30/2035	9/30/2040	9/30/2045	
Age	Less than 40	10,278	11,255	10,211	9,249	8,814	8,864	8,887
	40-64	19,927	18,255	18,640	19,364	19,448	19,619	19,200
	65+	22,166	20,906	19,307	17,552	16,131	14,327	13,487

North Dakota	9/30/2015	9/30/2020	9/30/2025	9/30/2030	9/30/2035	9/30/2040	9/30/2045	
Gender	Male	47,723	45,150	42,460	40,079	37,961	36,103	34,673
	Female	4,648	5,265	5,698	6,087	6,432	6,707	6,902

North Dakota	9/30/2015	9/30/2020	9/30/2025	9/30/2030	9/30/2035	9/30/2040	9/30/2045	
Period of Service	WWII	2,024	597	112	13	1	0	0
	Korea	4,196	2,390	1,038	315	63	8	1
	Vietnam	16,866	14,617	12,019	9,106	6,062	3,330	1,409
	Gulf War	19,512	24,103	26,634	27,132	26,950	26,170	24,551

North Dakota	9/30/2015	9/30/2020	9/30/2025	9/30/2030	9/30/2035	9/30/2040	9/30/2045	
Race	White, Not Hispanic	47,873	45,117	42,069	39,162	36,417	33,845	31,620
	Minority	4,498	5,298	6,089	7,004	7,975	8,965	9,955

Note: Minorities are all races/ethnicities except non-Hispanic White Veterans

