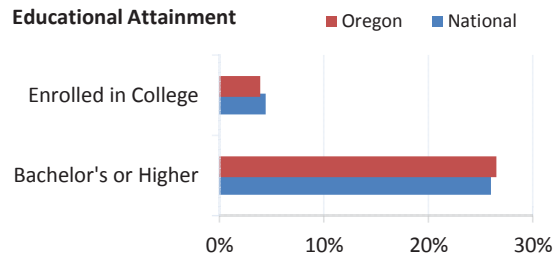
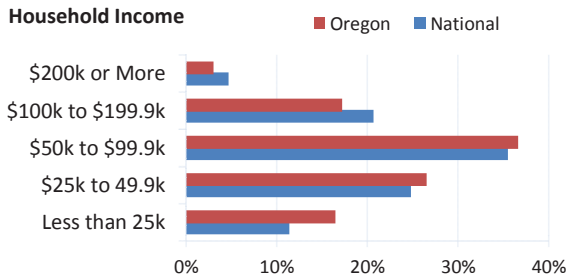
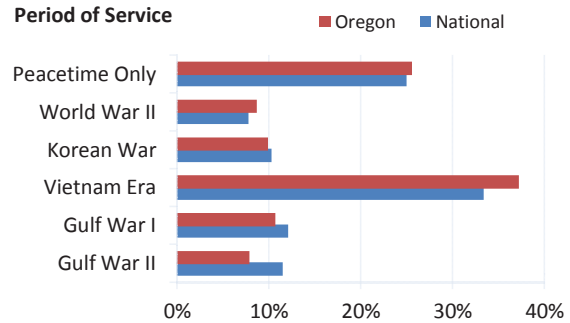
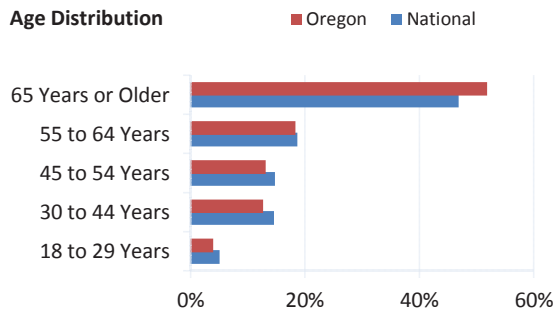


VA Facilities (FY 2016)	Oregon	National
Number of Inpatient Care Sites	2	155
Number of Outpatient Care Sites	19	1,028
Number of Vet Centers	5	300
Number of VBA Regional Offices	1	55
Number of National and State Cemeteries	4	243

VA Expenditures FY 2016 (in thousands)	Oregon	National
Compensation & Pension	\$ 1,392,002	\$ 84,028,287
Construction	\$ 20,774	\$ 1,708,038
Education & Voc Rehab/Employment	\$ 150,761	\$ 13,838,235
General Operating Expenses	\$ 37,472	\$ 7,898,122
Insurance & Indemnities	\$ 22,319	\$ 1,612,962
Medical Care	\$ 1,115,065	\$ 63,473,220



Veteran Population (FY 2016)	Oregon	National
Number of Veterans	310,333	20,392,192
Percent of Adult Population that are Veterans	9.97%	6.60%
Number of Women Veterans	25,416	1,860,516
Percent of Women Veterans	8.19%	9.12%
Number of Military Retirees	21,141	2,129,774
Percent of Veterans that are Military Retirees	6.81%	10.44%
Number of Veterans Age 65 and Over	160,940	9,560,748
Percent of Veterans Age 65 and Over	51.86%	46.88%



VA Healthcare and Benefits (FY 2016)	Oregon	National
Number of Veterans Receiving Disability Compensation	69,962	4,356,443
Number of Veterans Receiving Pension	5,297	288,710
Number of Dependency & Indemnity Comp Beneficiaries	5,551	399,237
Number of Education Beneficiaries	10,281	927,012
Number of Enrollees in VA Healthcare System	142,205	8,873,885
Number of Unique Patients Treated	102,732	5,882,889



Population Change	Oregon	National
Veteran Population FY 2015	317K	20.8M
Veteran Population FY 2045	153K	12M
Annual Percentage Change	-2.39%	-1.8%

Oregon		9/30/2015	9/30/2020	9/30/2025	9/30/2030	9/30/2035	9/30/2040	9/30/2045
Age	Less than 40	38,513	35,157	29,379	24,806	23,792	23,808	23,860
	40-64	116,005	95,781	83,235	74,217	64,885	59,328	54,657
	65+	162,464	152,988	140,033	124,546	107,769	89,398	74,878

Oregon		9/30/2015	9/30/2020	9/30/2025	9/30/2030	9/30/2035	9/30/2040	9/30/2045
Gender	Male	291,665	258,264	226,662	197,465	170,507	147,057	128,606
	Female	25,317	25,663	25,984	26,104	25,939	25,477	24,790

Oregon		9/30/2015	9/30/2020	9/30/2025	9/30/2030	9/30/2035	9/30/2040	9/30/2045
Period of Service	WWII	17,313	5,655	1,173	151	11	0	0
	Korea	26,732	15,768	6,953	2,070	399	49	3
	Vietnam	121,537	107,963	90,345	69,134	46,131	25,344	10,781
	Gulf War	85,592	94,970	100,320	100,508	98,309	94,229	88,002

Oregon		9/30/2015	9/30/2020	9/30/2025	9/30/2030	9/30/2035	9/30/2040	9/30/2045
Race	White, Not Hispanic	287,417	255,829	226,145	198,035	171,047	146,529	126,124
	Minority	29,565	28,098	26,501	25,534	25,399	26,006	27,272

Note: Minorities are all races/ethnicities except non-Hispanic White Veterans

