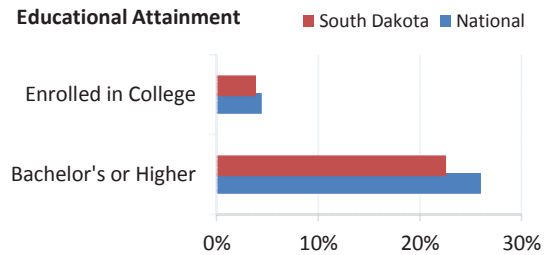
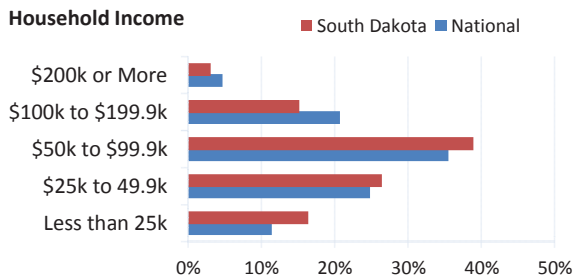
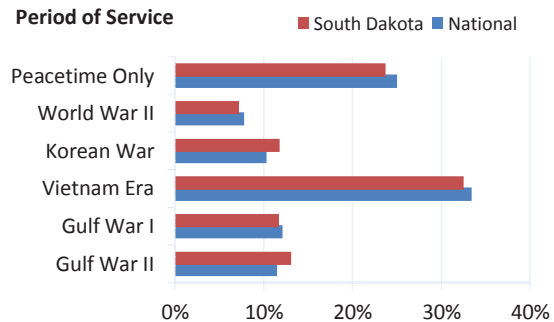
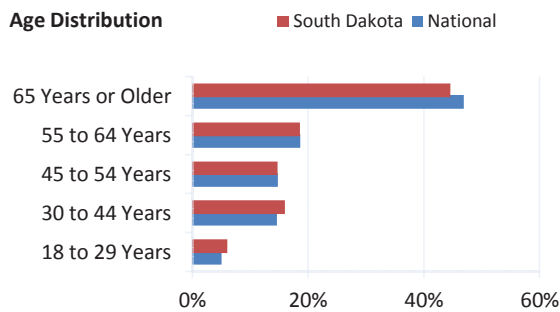


VA Facilities (FY 2016)	South Dakota	National
Number of Inpatient Care Sites	3	155
Number of Outpatient Care Sites	11	1,028
Number of Vet Centers	2	300
Number of VBA Regional Offices	1	55
Number of National and State Cemeteries	5	243

VA Expenditures FY 2016 (in thousands)	South Dakota	National
Compensation & Pension	\$ 258,293	\$ 84,028,287
Construction	\$ 14,267	\$ 1,708,038
Education & Voc Rehab/Employment	\$ 30,157	\$ 13,838,235
General Operating Expenses	\$ 10,231	\$ 7,898,122
Insurance & Indemnities	\$ 4,807	\$ 1,612,962
Medical Care	\$ 325,119	\$ 63,473,220



Veteran Population (FY 2016)	South Dakota	National
Number of Veterans	65,893	20,392,192
Percent of Adult Population that are Veterans	10.08%	6.60%
Number of Women Veterans	6,394	1,860,516
Percent of Women Veterans	9.70%	9.12%
Number of Military Retirees	8,268	2,129,774
Percent of Veterans that are Military Retirees	12.55%	10.44%
Number of Veterans Age 65 and Over	29,368	9,560,748
Percent of Veterans Age 65 and Over	44.57%	46.88%



VA Healthcare and Benefits (FY 2016)	South Dakota	National
Number of Veterans Receiving Disability Compensation	15,831	4,356,443
Number of Veterans Receiving Pension	1,060	288,710
Number of Dependency & Indemnity Comp Beneficiaries	1,222	399,237
Number of Education Beneficiaries	2,425	927,012
Number of Enrollees in VA Healthcare System	39,538	8,873,885
Number of Unique Patients Treated	29,934	5,882,889



Population Change	South Dakota	National
Veteran Population FY 2015	66K	20.8M
Veteran Population FY 2045	52K	12M
Annual Percentage Change	-0.80%	-1.8%

South Dakota	9/30/2015	9/30/2020	9/30/2025	9/30/2030	9/30/2035	9/30/2040	9/30/2045
Age	Less than 40	11,112	11,201	10,106	9,321	8,868	8,900
	40-64	25,908	23,787	23,017	22,584	22,275	22,187
	65+	29,386	28,516	27,603	26,376	24,872	22,487

South Dakota	9/30/2015	9/30/2020	9/30/2025	9/30/2030	9/30/2035	9/30/2040	9/30/2045
Gender	Male	60,143	56,650	53,174	49,987	47,011	42,017
	Female	6,263	6,855	7,552	8,294	9,004	10,123

South Dakota	9/30/2015	9/30/2020	9/30/2025	9/30/2030	9/30/2035	9/30/2040	9/30/2045
Period of Service	WWII	2,598	849	176	22	2	0
	Korea	5,786	3,384	1,462	419	77	9
	Vietnam	22,620	20,321	17,365	13,589	9,298	5,249
	Gulf War	25,158	29,507	32,443	33,664	34,103	33,756

South Dakota	9/30/2015	9/30/2020	9/30/2025	9/30/2030	9/30/2035	9/30/2040	9/30/2045
Race	White, Not Hispanic	60,353	56,797	52,891	48,953	45,121	41,436
	Minority	6,053	6,708	7,836	9,328	10,894	12,443

Note: Minorities are all races/ethnicities except non-Hispanic White Veterans

