

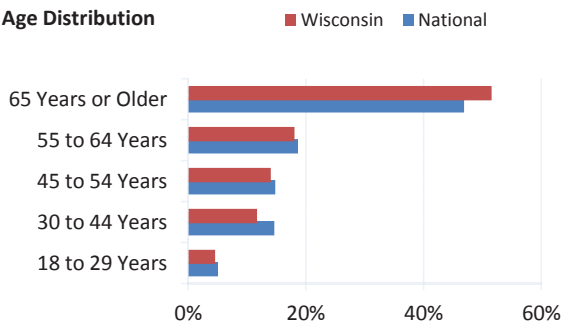
VA Facilities (FY 2016)	Wisconsin	National
Number of Inpatient Care Sites	3	155
Number of Outpatient Care Sites	19	1,028
Number of Vet Centers	4	300
Number of VBA Regional Offices	1	55
Number of National and State Cemeteries	4	243

VA Expenditures FY 2016 (in thousands)	Wisconsin	National
Compensation & Pension	\$ 1,217,552	\$ 84,028,287
Construction	\$ 20,754	\$ 1,708,038
Education & Voc Rehab/Employment	\$ 140,155	\$ 13,838,235
General Operating Expenses	\$ 69,141	\$ 7,898,122
Insurance & Indemnities	\$ 33,345	\$ 1,612,962
Medical Care	\$ 1,307,064	\$ 63,473,220

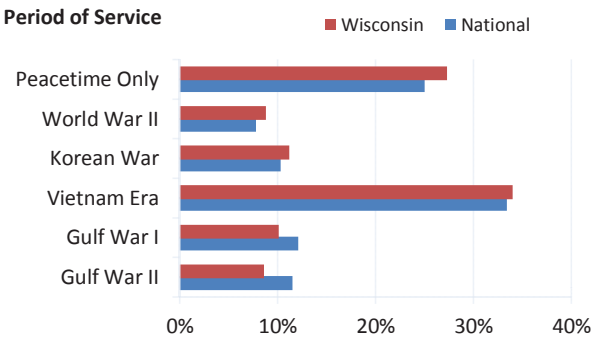


Veteran Population (FY 2016)	Wisconsin	National
Number of Veterans	373,606	20,392,192
Percent of Adult Population that are Veterans	8.62%	6.60%
Number of Women Veterans	28,753	1,860,516
Percent of Women Veterans	7.70%	9.12%
Number of Military Retirees	21,524	2,129,774
Percent of Veterans that are Military Retirees	5.76%	10.44%
Number of Veterans Age 65 and Over	192,645	9,560,748
Percent of Veterans Age 65 and Over	51.56%	46.88%

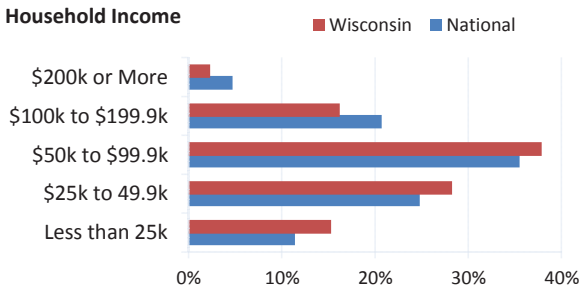
Age Distribution



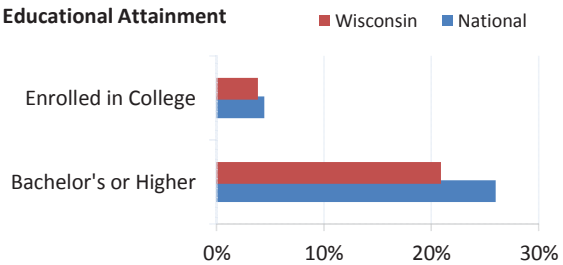
Period of Service



Household Income



Educational Attainment



VA Healthcare and Benefits (FY 2016)	Wisconsin	National
Number of Veterans Receiving Disability Compensation	69,625	4,356,443
Number of Veterans Receiving Pension	5,107	288,710
Number of Dependency & Indemnity Comp Beneficiaries	5,605	399,237
Number of Education Beneficiaries	11,126	927,012
Number of Enrollees in VA Healthcare System	169,292	8,873,885
Number of Unique Patients Treated	122,608	5,882,889



Population Change	Wisconsin	National
Veteran Population FY 2015	383K	20.8M
Veteran Population FY 2045	170K	12M
Annual Percentage Change	-2.68%	-1.8%

Wisconsin	9/30/2015	9/30/2020	9/30/2025	9/30/2030	9/30/2035	9/30/2040	9/30/2045
Age	Less than 40	47,077	44,023	36,755	30,477	28,075	28,028
	40-64	140,187	115,198	97,379	84,021	71,960	61,861
	65+	196,135	176,270	157,655	138,971	120,008	97,487

Wisconsin	9/30/2015	9/30/2020	9/30/2025	9/30/2030	9/30/2035	9/30/2040	9/30/2045
Gender	Male	354,824	306,231	261,982	223,257	189,661	161,631
	Female	28,575	29,260	29,806	30,212	30,383	30,227

Wisconsin	9/30/2015	9/30/2020	9/30/2025	9/30/2030	9/30/2035	9/30/2040	9/30/2045
Period of Service	WWII	19,775	6,512	1,367	178	13	0
	Korea	35,207	19,885	8,315	2,316	412	46
	Vietnam	132,066	115,229	94,699	71,136	46,465	24,859
	Gulf War	103,039	112,468	116,923	115,251	111,057	104,817

Wisconsin	9/30/2015	9/30/2020	9/30/2025	9/30/2030	9/30/2035	9/30/2040	9/30/2045
Race	White, Not Hispanic	352,771	306,347	264,877	229,128	198,503	173,214
	Minority	30,628	29,143	26,912	24,340	21,541	18,643

Note: Minorities are all races/ethnicities except non-Hispanic White Veterans

