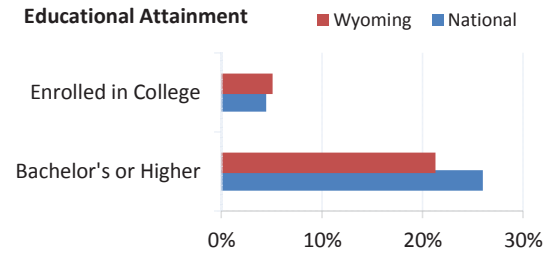
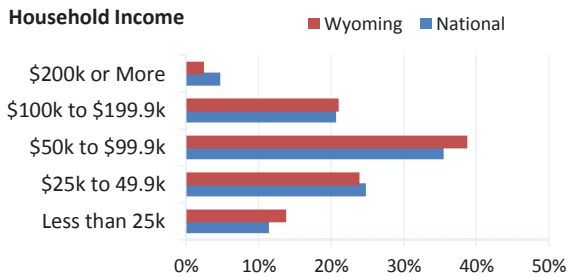
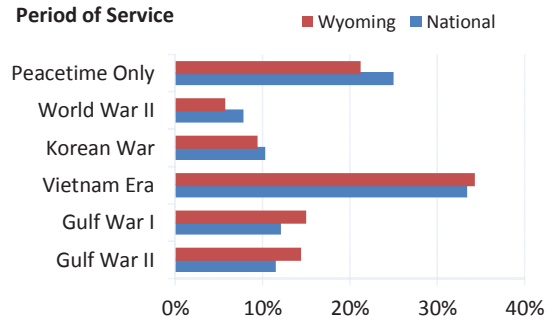
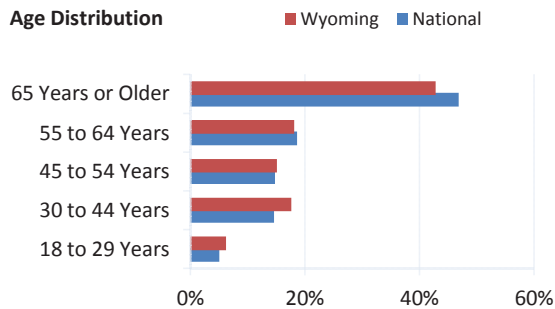


VA Facilities (FY 2016)	Wyoming	National
Number of Inpatient Care Sites	2	155
Number of Outpatient Care Sites	10	1,028
Number of Vet Centers	2	300
Number of VBA Regional Offices	0	55
Number of National and State Cemeteries	1	243

VA Expenditures FY 2016 (in thousands)	Wyoming	National
Compensation & Pension	\$ 173,669	\$ 84,028,287
Construction	\$ 3,975	\$ 1,708,038
Education & Voc Rehab/Employment	\$ 19,743	\$ 13,838,235
General Operating Expenses	\$ 1,708	\$ 7,898,122
Insurance & Indemnities	\$ 2,645	\$ 1,612,962
Medical Care	\$ 212,618	\$ 63,473,220



Veteran Population (FY 2016)	Wyoming	National
Number of Veterans	47,472	20,392,192
Percent of Adult Population that are Veterans	11.04%	6.60%
Number of Women Veterans	4,621	1,860,516
Percent of Women Veterans	9.73%	9.12%
Number of Military Retirees	5,528	2,129,774
Percent of Veterans that are Military Retirees	11.64%	10.44%
Number of Veterans Age 65 and Over	20,343	9,560,748
Percent of Veterans Age 65 and Over	42.85%	46.88%



VA Healthcare and Benefits (FY 2016)	Wyoming	National
Number of Veterans Receiving Disability Compensation	11,281	4,356,443
Number of Veterans Receiving Pension	436	288,710
Number of Dependency & Indemnity Comp Beneficiaries	684	399,237
Number of Education Beneficiaries	1,425	927,012
Number of Enrollees in VA Healthcare System	26,240	8,873,885
Number of Unique Patients Treated	18,797	5,882,889



Population Change	Wyoming	National
Veteran Population FY 2015	48K	20.8M
Veteran Population FY 2045	38K	12M
Annual Percentage Change	-0.77%	-1.8%

Wyoming	9/30/2015	9/30/2020	9/30/2025	9/30/2030	9/30/2035	9/30/2040	9/30/2045	
Age	Less than 40	8,423	8,755	7,918	7,184	6,927	6,928	6,950
	40-64	18,973	17,545	17,832	18,277	18,120	18,032	17,432
	65+	20,290	19,987	18,605	17,017	15,647	14,104	13,432

Wyoming	9/30/2015	9/30/2020	9/30/2025	9/30/2030	9/30/2035	9/30/2040	9/30/2045	
Gender	Male	43,118	41,469	39,242	37,045	34,976	33,127	31,718
	Female	4,568	4,818	5,113	5,432	5,718	5,937	6,095

Wyoming	9/30/2015	9/30/2020	9/30/2025	9/30/2030	9/30/2035	9/30/2040	9/30/2045	
Period of Service	WWII	1,136	362	72	9	1	0	0
	Korea	2,940	1,672	697	190	33	3	0
	Vietnam	17,725	15,449	12,737	9,636	6,384	3,501	1,493
	Gulf War	18,186	22,069	24,550	25,523	25,731	25,192	23,796

Wyoming	9/30/2015	9/30/2020	9/30/2025	9/30/2030	9/30/2035	9/30/2040	9/30/2045	
Race	White, Not Hispanic	44,062	42,115	39,194	36,095	33,018	30,067	27,458
	Minority	3,624	4,172	5,161	6,383	7,676	8,997	10,355

Note: Minorities are all races/ethnicities except non-Hispanic White Veterans

