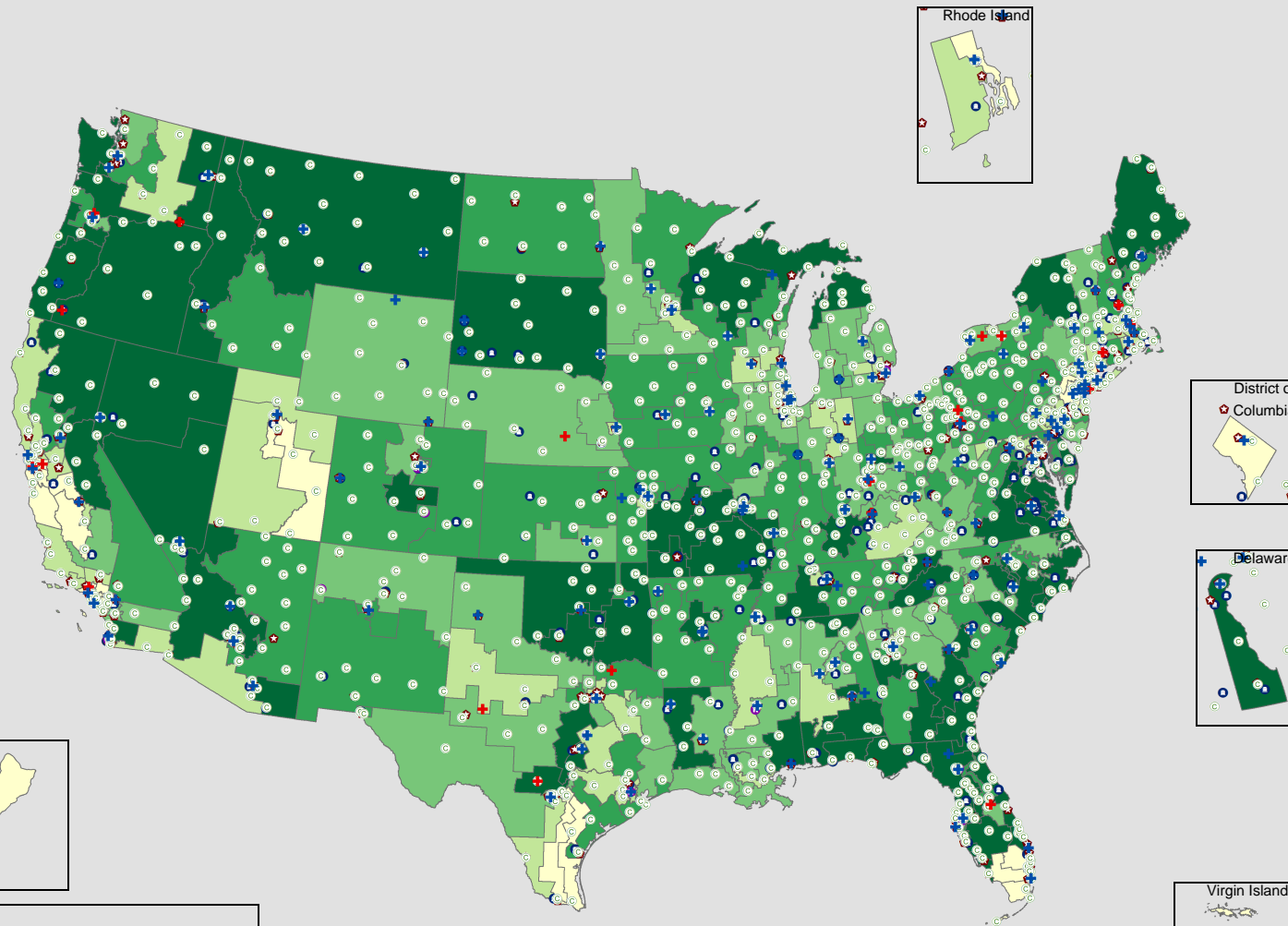


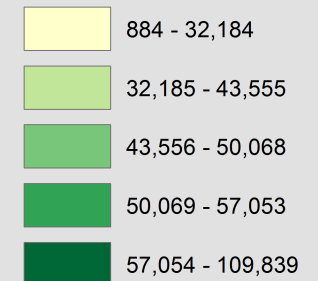


# VA Facilities By Congressional District (114th): Overview



- + VA Medical Center with Hospital Service
- + VA Medical Center without Hospital Service
- VA Clinic
- VA Extended Care (Stand Alone)
- VA Residential Care (Stand Alone)
- ★ Vet Center
- ★ Regional Office
- VA Cemetery

## Veteran Population by Congressional District



Veteran Population = 20,299,652

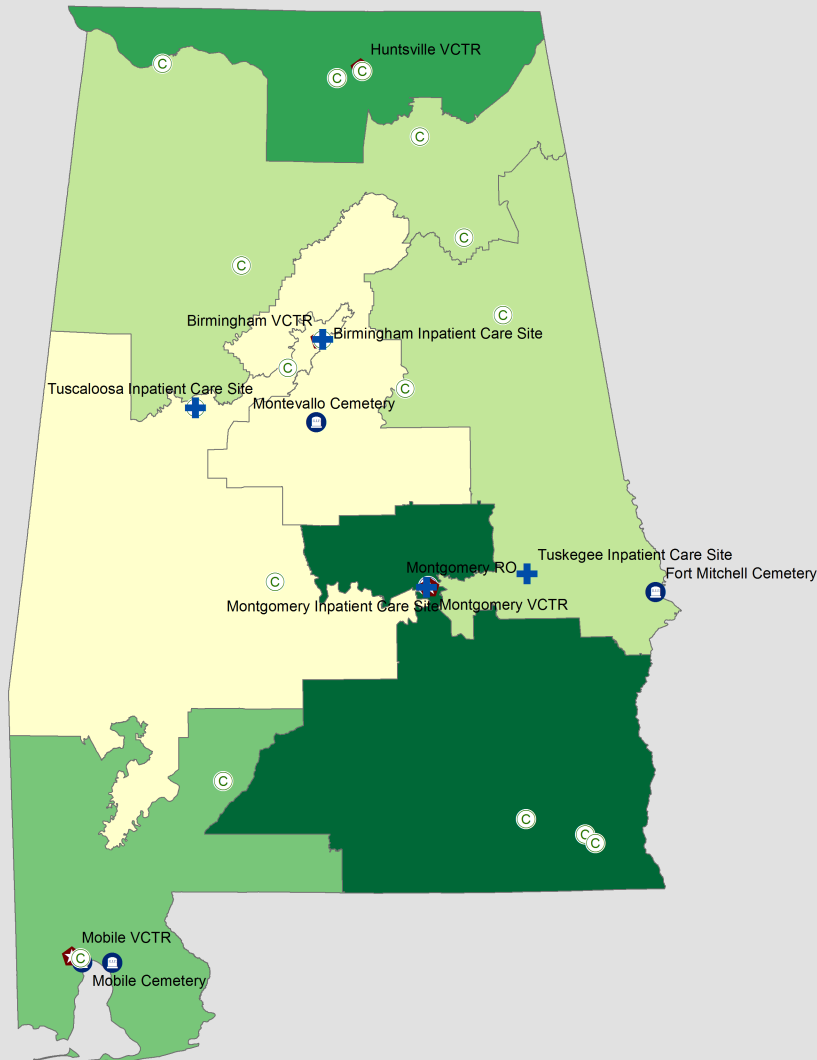
Sources: Population: VA Office of Data Governance and Analytics: VetPop2016 as of 9/30/2016.  
VHA Office of Policy and Planning: VAST data FY16Q4.

[National Center for Veterans Analysis and Statistics](#) [Contact us](#)  
Produced 07/06/2017

0 170 340 680 Miles

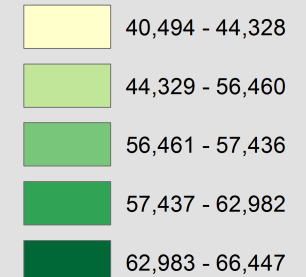


# VA Facilities By Congressional District (114th): Alabama



- VA Medical Center with Hospital Service
- VA Medical Center without Hospital Service
- VA Clinic
- VA Extended Care (Stand Alone)
- VA Residential Care (Stand Alone)
- Vet Center
- Regional Office
- VA Cemetery

## Veteran Population by Congressional District



Alabama ranks #20 in total Veteran  
Population

Veteran Population = 373,761

Sources: Population: VA Office of Data  
Governance and Analytics: VetPop2016 as of  
9/30/2016.

VHA Office of Policy and Planning: VAST  
data FY16Q4.

[National Center for Veterans Analysis and  
Statistics](#) [Contact us](#)

Produced 07/06/2017





# VA Facilities By Congressional District (114th): Alaska



- VA Medical Center with Hospital Service
- VA Medical Center without Hospital Service
- VA Clinic
- VA Extended Care (Stand Alone)
- VA Residential Care (Stand Alone)
- Vet Center
- Regional Office
- VA Cemetery

## Veteran Population by Congressional District

68,436

Alaska ranks #46 in total Veteran Population

Veteran Population = 68,436

Sources: Population: VA Office of Data Governance and Analytics: VetPop2016 as of 9/30/2016.

VHA Office of Policy and Planning: VAST data FY16Q4.

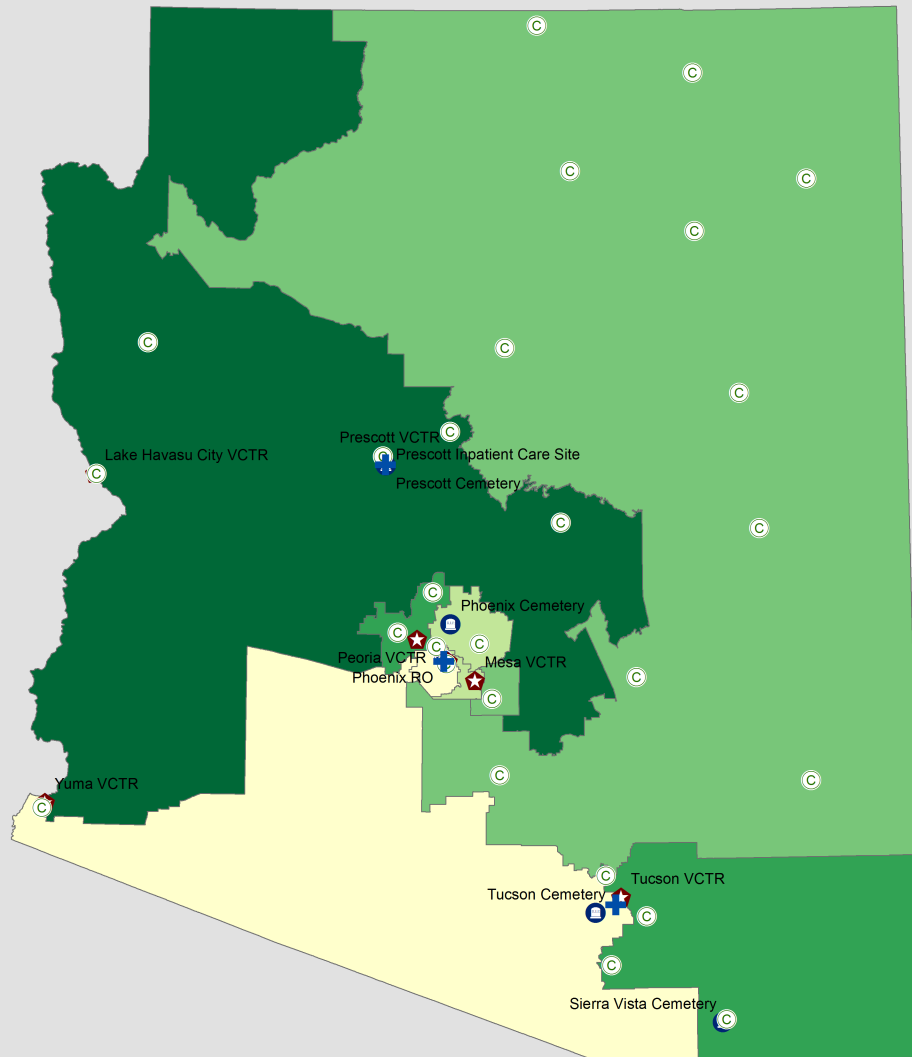
[National Center for Veterans Analysis and Statistics](#) [Contact us](#)

Produced 07/06/2017

0 120 240 480 Miles

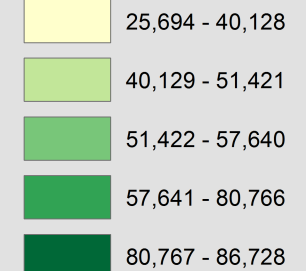


# VA Facilities By Congressional District (114th): Arizona



- VA Medical Center with Hospital Service
- VA Medical Center without Hospital Service
- VA Clinic
- VA Extended Care (Stand Alone)
- VA Residential Care (Stand Alone)
- Vet Center
- Regional Office
- VA Cemetery

## Veteran Population by Congressional District



Arizona ranks #13 in total Veteran Population

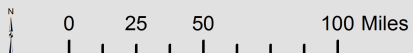
Veteran Population = 515,050

Sources: Population: VA Office of Data Governance and Analytics: VetPop2016 as of 9/30/2016.

VHA Office of Policy and Planning: VAST data FY16Q4.

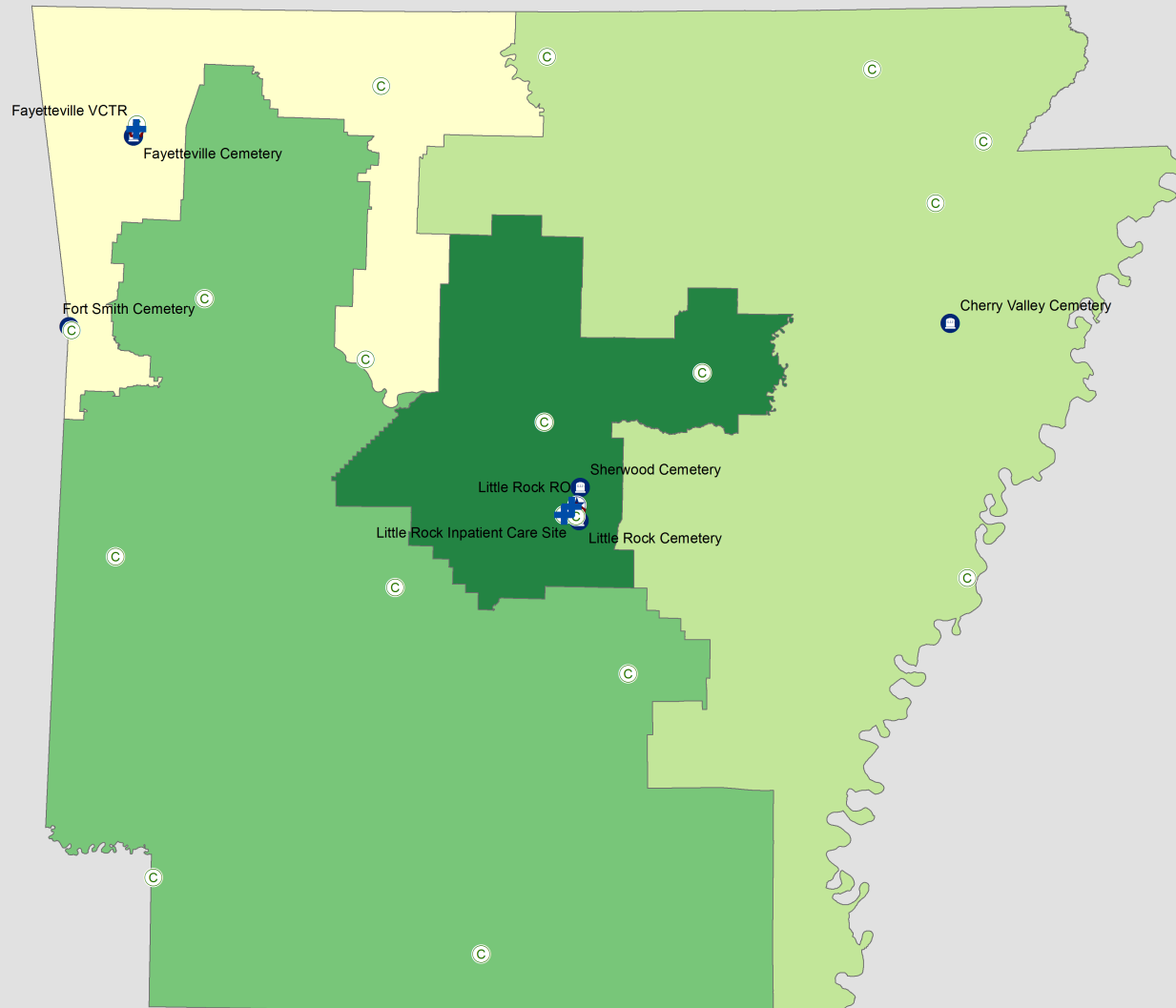
[National Center for Veterans Analysis and Statistics](#) [Contact us](#)

Produced 07/06/2017



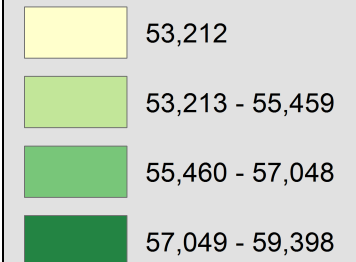


# VA Facilities By Congressional District (114th): Arkansas



- VA Medical Center with Hospital Service
- VA Medical Center without Hospital Service
- VA Clinic
- VA Extended Care (Stand Alone)
- VA Residential Care (Stand Alone)
- Vet Center
- Regional Office
- VA Cemetery

## Veteran Population by Congressional District



Arkansas ranks #29 in total Veteran  
Population

Veteran Population = 225,118

Sources: Population: VA Office of Data  
Governance and Analytics: VetPop2016 as of  
9/30/2016.

VHA Office of Policy and Planning: VAST  
data FY16Q4.

[National Center for Veterans Analysis and  
Statistics](#) [Contact us](#)

Produced 07/06/2017



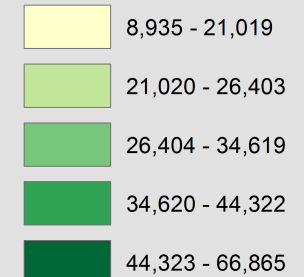


# VA Facilities By Congressional District (114th): California



- VA Medical Center with Hospital Service
- VA Medical Center without Hospital Service
- VA Clinic
- VA Extended Care (Stand Alone)
- VA Residential Care (Stand Alone)
- Vet Center
- Regional Office
- VA Cemetery

## Veteran Population by Congressional District



California ranks #1 in total Veteran Population

Veteran Population = 1,735,213

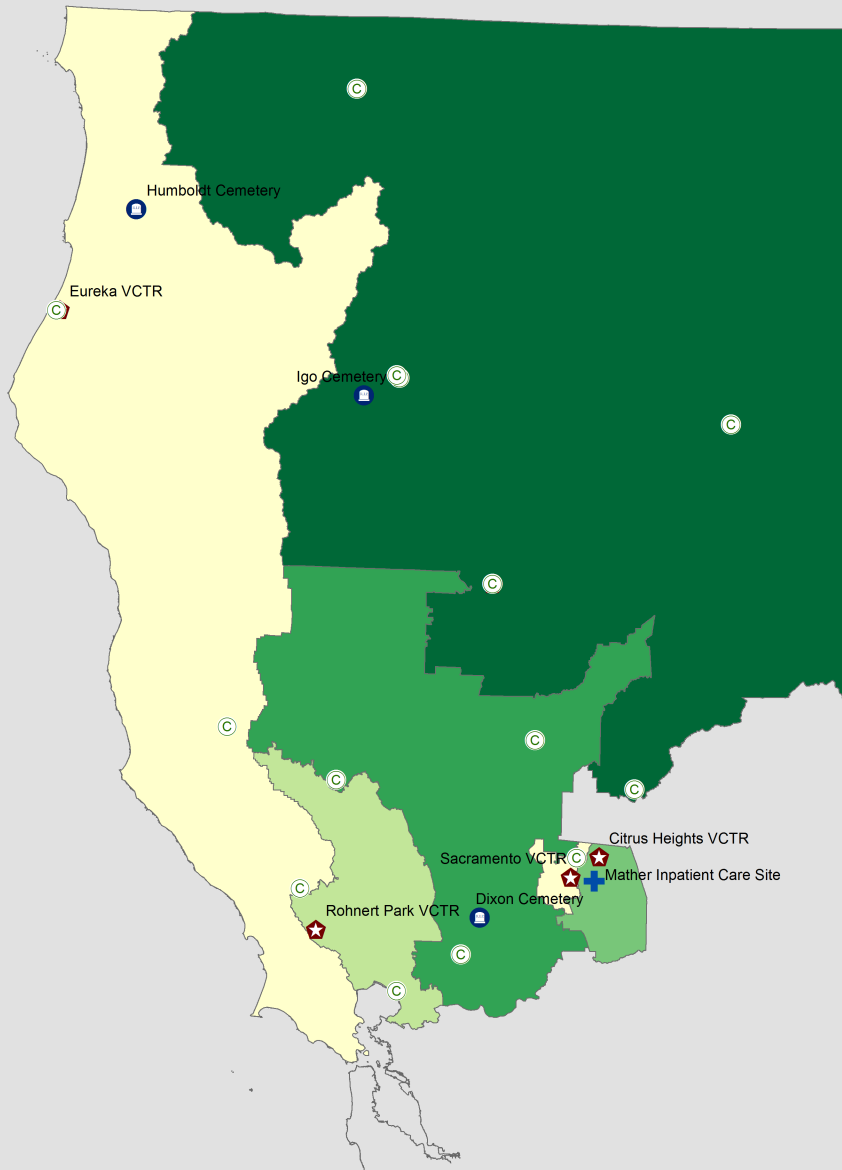
Sources: Population: VA Office of Data Governance and Analytics: VetPop2016 as of 9/30/2016.  
VHA Office of Policy and Planning: VAST data FY16Q4.

[National Center for Veterans Analysis and Statistics](#) [Contact us](#)  
Produced 07/06/2017



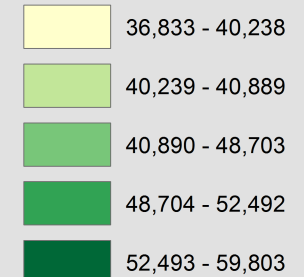


# VA Facilities By Congressional District (114th): California (North)



- VA Medical Center with Hospital Service
- VA Medical Center without Hospital Service
- VA Clinic
- VA Extended Care (Stand Alone)
- VA Residential Care (Stand Alone)
- Vet Center
- Regional Office
- VA Cemetery

## Veteran Population by Congressional District



California ranks #1 in total Veteran Population

Veteran Population = 1,735,213

Sources: Population: VA Office of Data Governance and Analytics: VetPop2016 as of 9/30/2016.

VHA Office of Policy and Planning: VAST data FY16Q4.

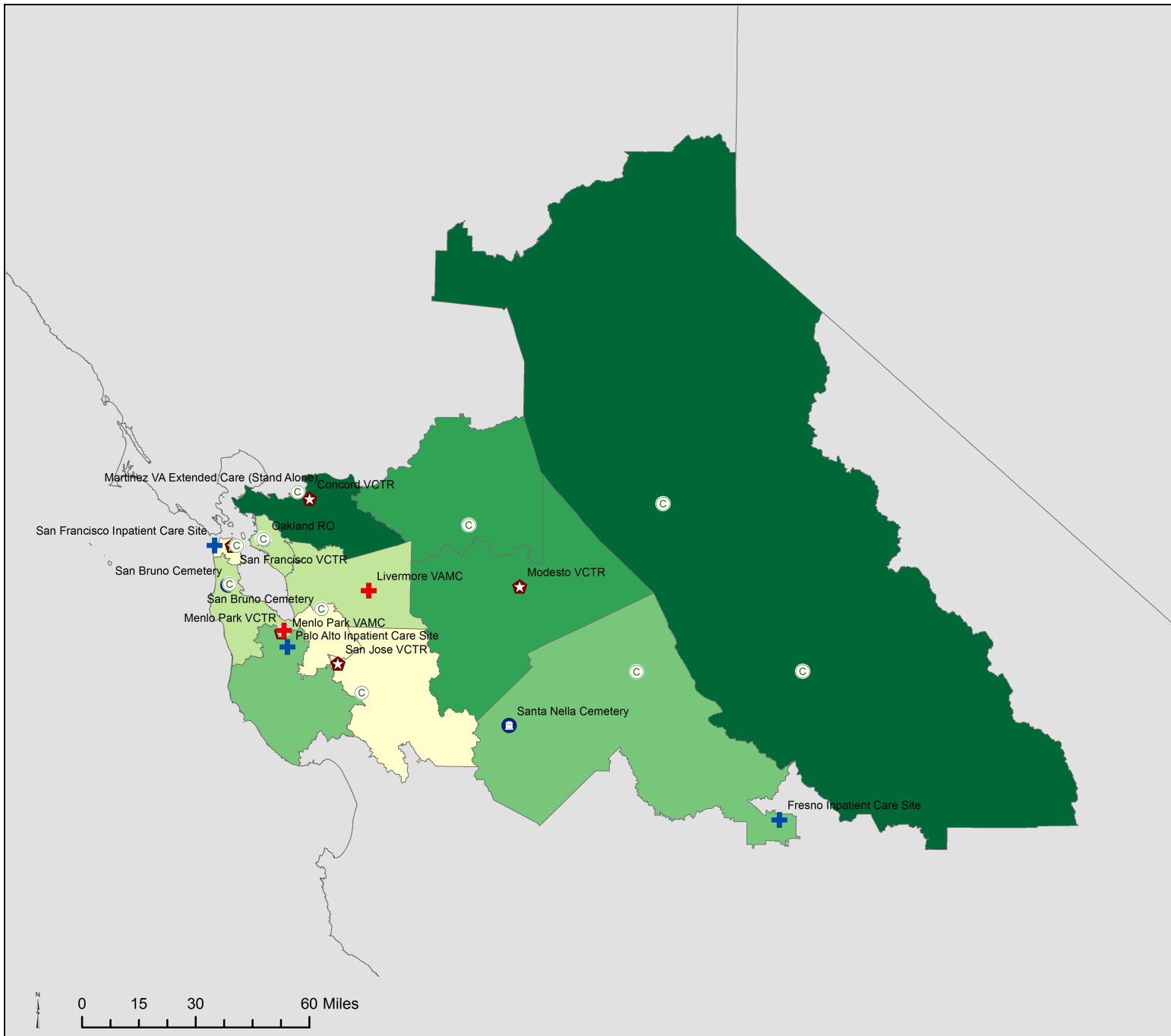
[National Center for Veterans Analysis and Statistics](#) [Contact us](#)

Produced 07/06/2017



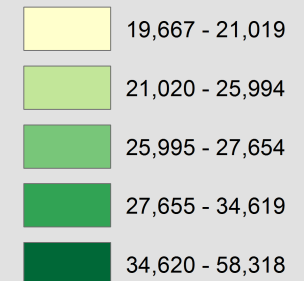


# VA Facilities By Congressional District (114th): California (Bay Area)



- + VA Medical Center with Hospital Service
- + VA Medical Center without Hospital Service
- VA Clinic
- VA Extended Care (Stand Alone)
- VA Residential Care (Stand Alone)
- ★ Vet Center
- ★ Regional Office
- VA Cemetery

## Veteran Population by Congressional District



California ranks #1 in total Veteran Population

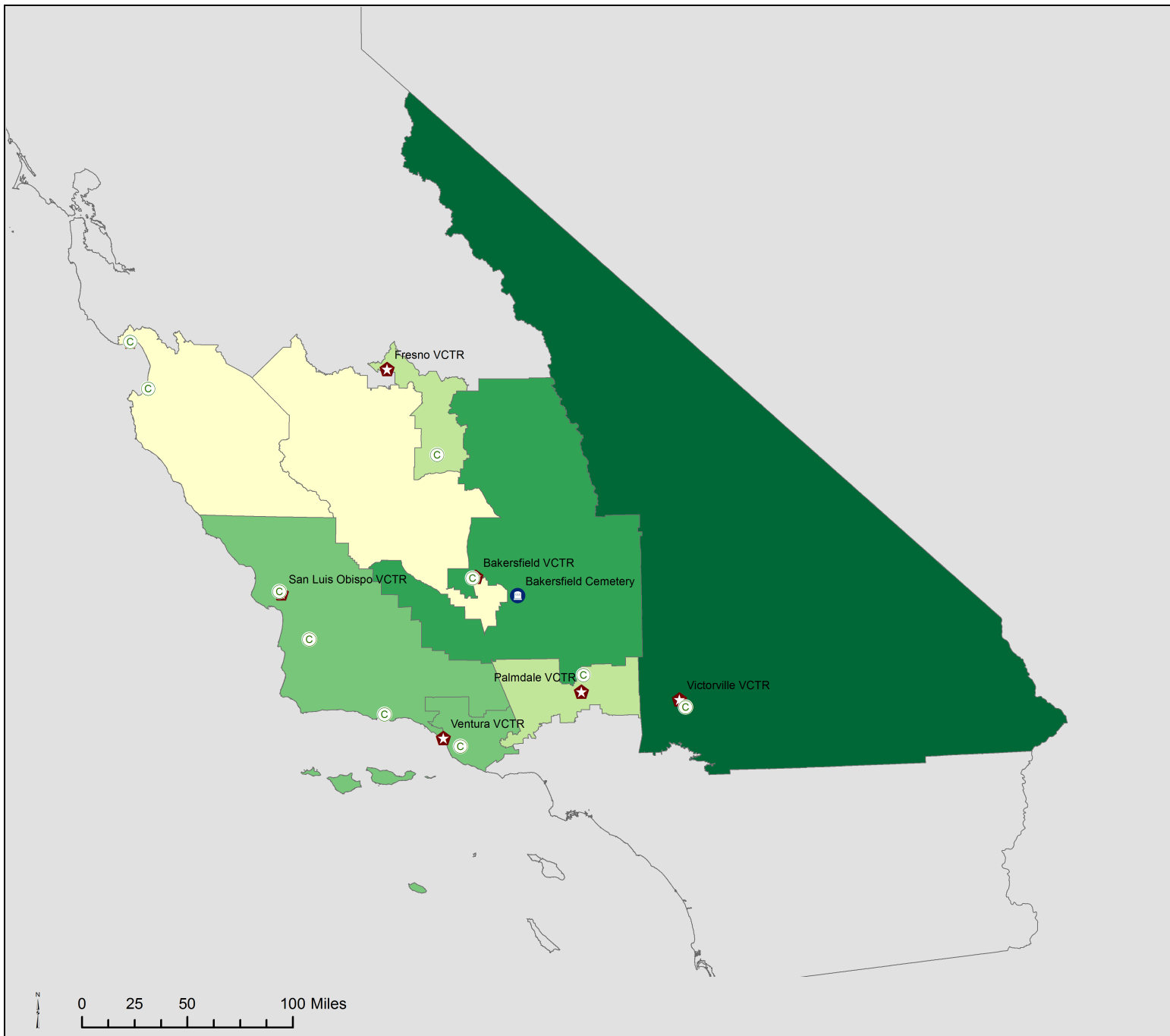
Veteran Population = 1,735,213

Sources: Population: VA Office of Data Governance and Analytics: VetPop2016 as of 9/30/2016.  
VHA Office of Policy and Planning: VAST data FY16Q4.

[National Center for Veterans Analysis and Statistics](#)  
[Contact us](#)  
Produced 07/06/2017

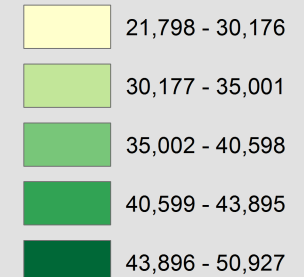


# VA Facilities By Congressional District (114th): California (Central)



- + VA Medical Center with Hospital Service
- + VA Medical Center without Hospital Service
- C VA Clinic
- C VA Extended Care (Stand Alone)
- R VA Residential Care (Stand Alone)
- ★ Vet Center
- ★ Regional Office
- C VA Cemetery

## Veteran Population by Congressional District



California ranks #1 in total Veteran Population

Veteran Population = 1,735,213

Sources: Population: VA Office of Data Governance and Analytics: VetPop2016 as of 9/30/2016.

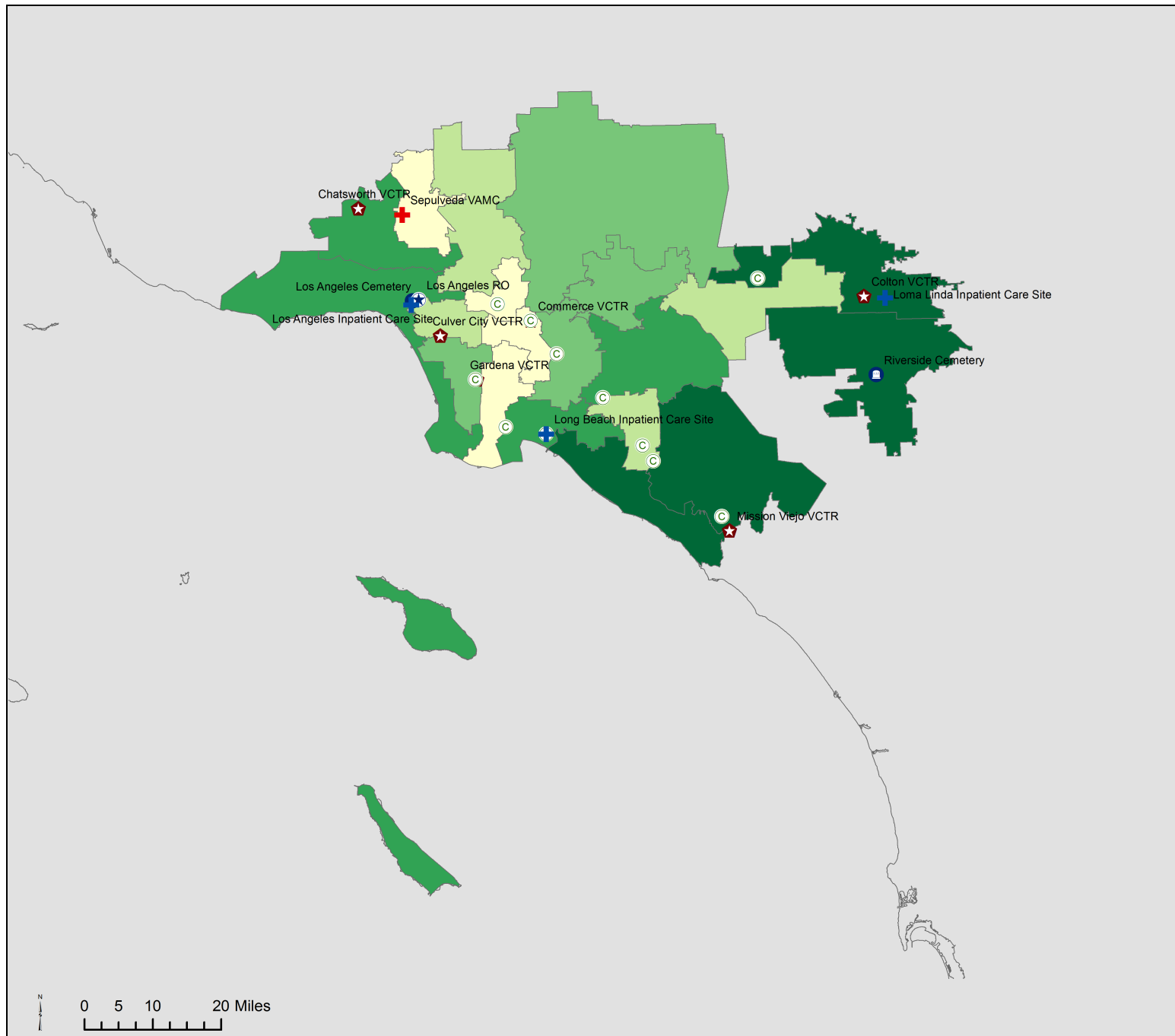
VHA Office of Policy and Planning: VAST data FY16Q4.

[National Center for Veterans Analysis and Statistics](#) [Contact us](#)

Produced 07/06/2017

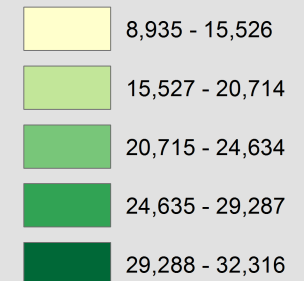


# VA Facilities By Congressional District (114th): California (LA Area)



- + VA Medical Center with Hospital Service
- + VA Medical Center without Hospital Service
- VA Clinic
- VA Extended Care (Stand Alone)
- VA Residential Care (Stand Alone)
- ★ Vet Center
- ★ Regional Office
- VA Cemetery

## Veteran Population by Congressional District



California ranks #1 in total Veteran Population

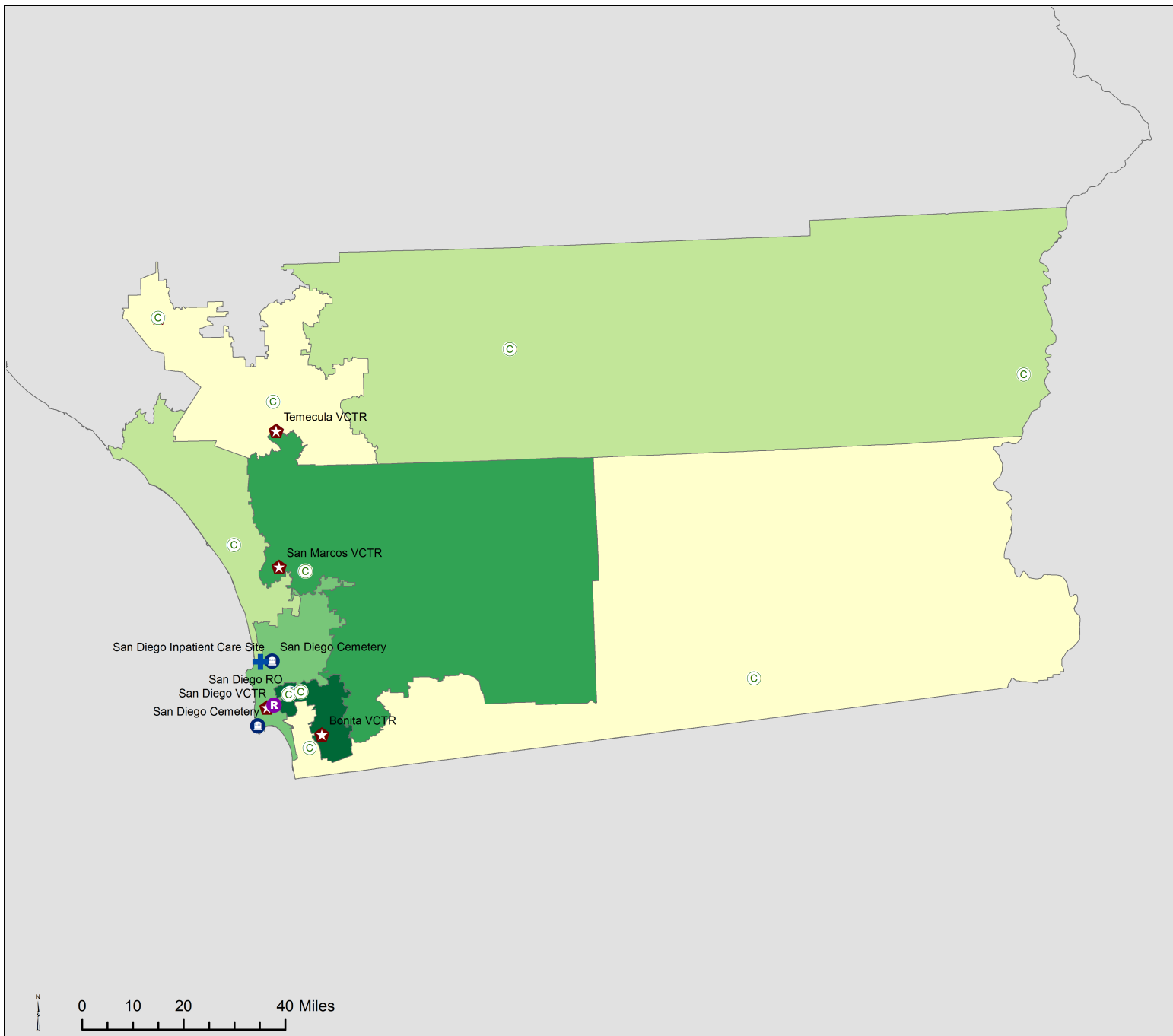
Veteran Population = 1,735,213

Sources: Population: VA Office of Data Governance and Analytics: VetPop2016 as of 9/30/2016.  
VHA Office of Policy and Planning: VAST data FY16Q4.

[National Center for Veterans Analysis and Statistics](#)  
[Contact us](#)  
Produced 07/06/2017

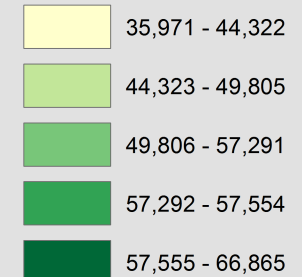


## VA Facilities By Congressional District (114th): California (South)



- VA Medical Center with Hospital Service
- VA Medical Center without Hospital Service
- VA Clinic
- VA Extended Care (Stand Alone)
- VA Residential Care (Stand Alone)
- Vet Center
- Regional Office
- VA Cemetery

### Veteran Population by Congressional District



California ranks #1 in total Veteran Population

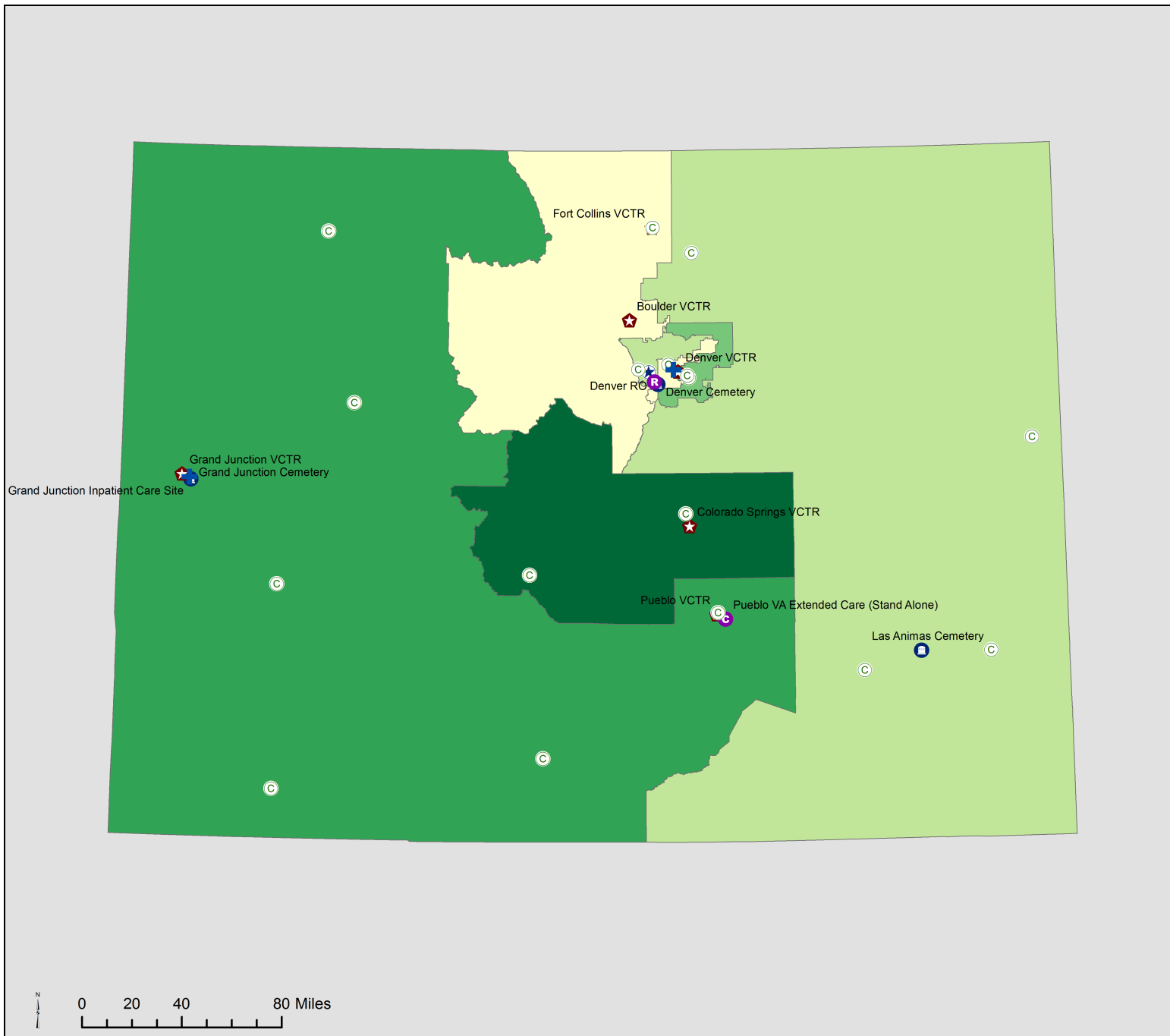
Veteran Population = 1,735,213

Sources: Population: VA Office of Data Governance and Analytics: VetPop2016 as of 9/30/2016.  
VHA Office of Policy and Planning: VAST data FY16Q4.

[National Center for Veterans Analysis and Statistics](#) [Contact us](#)  
Produced 07/06/2017



# VA Facilities By Congressional District (114th): Colorado



- VA Medical Center with Hospital Service
- VA Medical Center without Hospital Service
- VA Clinic
- VA Extended Care (Stand Alone)
- VA Residential Care (Stand Alone)
- Vet Center
- Regional Office
- VA Cemetery

## Veteran Population by Congressional District

	41,305 - 47,136
	47,137 - 50,649
	50,650 - 52,687
	52,688 - 55,442
	55,443 - 109,839

Colorado ranks #17 in total Veteran  
Population

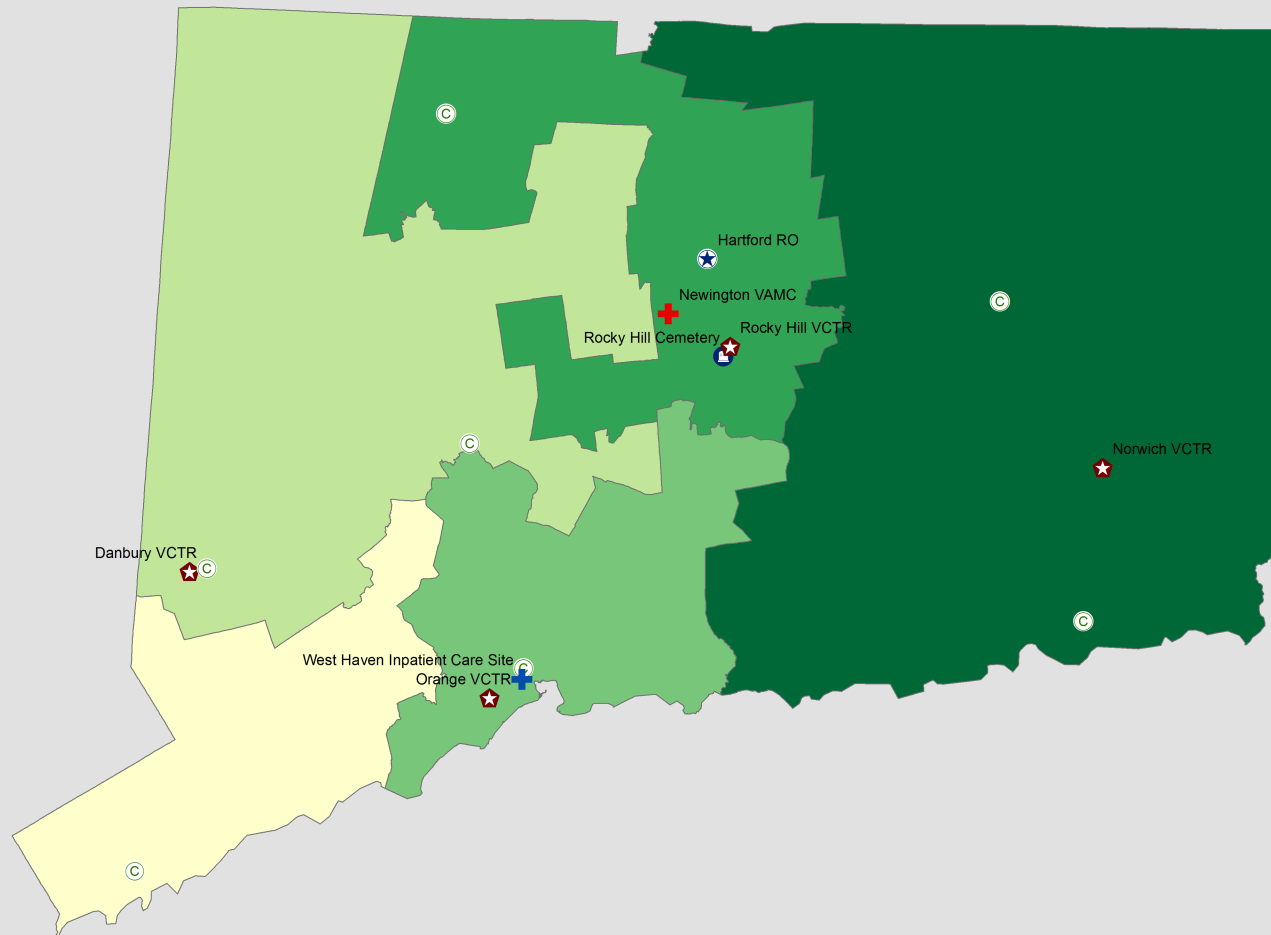
Veteran Population = 407,616

Sources: Population: VA Office of Data  
Governance and Analytics: VetPop2016 as of  
9/30/2016.  
VHA Office of Policy and Planning: VAST  
data FY16Q4.

[National Center for Veterans Analysis and  
Statistics](#) [Contact us](#)  
Produced 07/06/2017



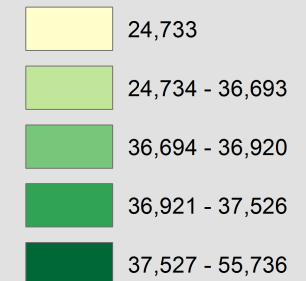
# VA Facilities By Congressional District (114th): Connecticut



0 5 10 20 Miles

- + VA Medical Center with Hospital Service
- + VA Medical Center without Hospital Service
- VA Clinic
- VA Extended Care (Stand Alone)
- VA Residential Care (Stand Alone)
- ★ Vet Center
- ★ Regional Office
- VA Cemetery

## Veteran Population by Congressional District



Connecticut ranks #34 in total Veteran Population

Veteran Population = 191,607

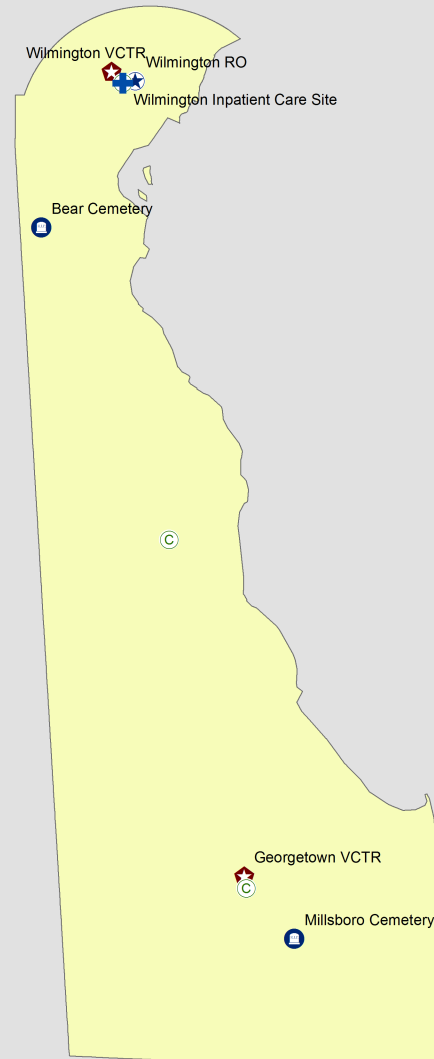
Sources: Population: VA Office of Data Governance and Analytics: VetPop2016 as of 9/30/2016.  
VHA Office of Policy and Planning: VAST data FY16Q4.

[National Center for Veterans Analysis and Statistics](#) [Contact us](#)

Produced 07/06/2017



# VA Facilities By Congressional District (114th): Delaware



- VA Medical Center with Hospital Service
- VA Medical Center without Hospital Service
- VA Clinic
- VA Extended Care (Stand Alone)
- VA Residential Care (Stand Alone)
- Vet Center
- Regional Office
- VA Cemetery

## Veteran Population by Congressional District

72,831

Delaware ranks #45 in total Veteran  
Population

Veteran Population = 72,831

Sources: Population: VA Office of Data  
Governance and Analytics: VetPop2016 as of  
9/30/2016.

VHA Office of Policy and Planning: VAST  
data FY16Q4.

[National Center for Veterans Analysis and  
Statistics](#) [Contact us](#)

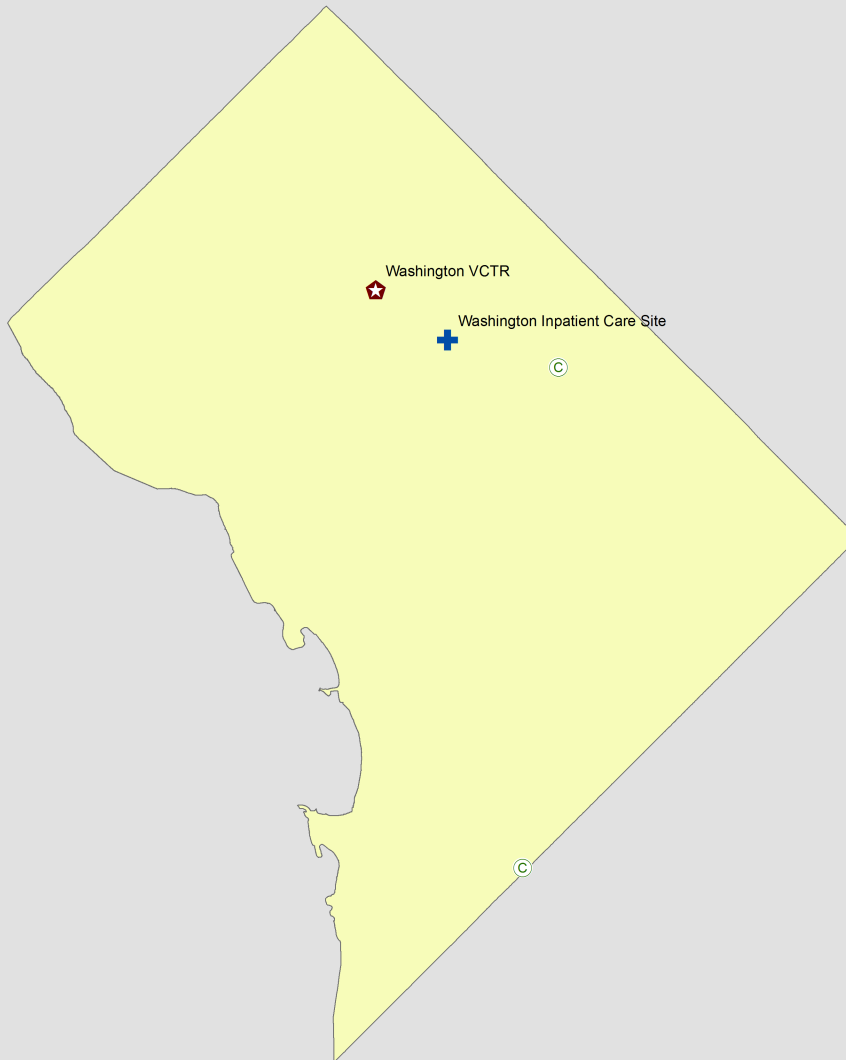
Produced 07/06/2017



0 5 10 20 Miles



# VA Facilities By Congressional District (114th): District of Columbia



- VA Medical Center with Hospital Service
- VA Medical Center without Hospital Service
- VA Clinic
- VA Extended Care (Stand Alone)
- VA Residential Care (Stand Alone)
- Vet Center
- Regional Office
- VA Cemetery

## Veteran Population by Congressional District

28,413

District of Columbia ranks #52 in total Veteran  
Population


Veteran Population = 28,413

Sources: Population: VA Office of Data  
Governance and Analytics: VetPop2016 as of  
9/30/2016.

VHA Office of Policy and Planning: VAST  
data FY16Q4.

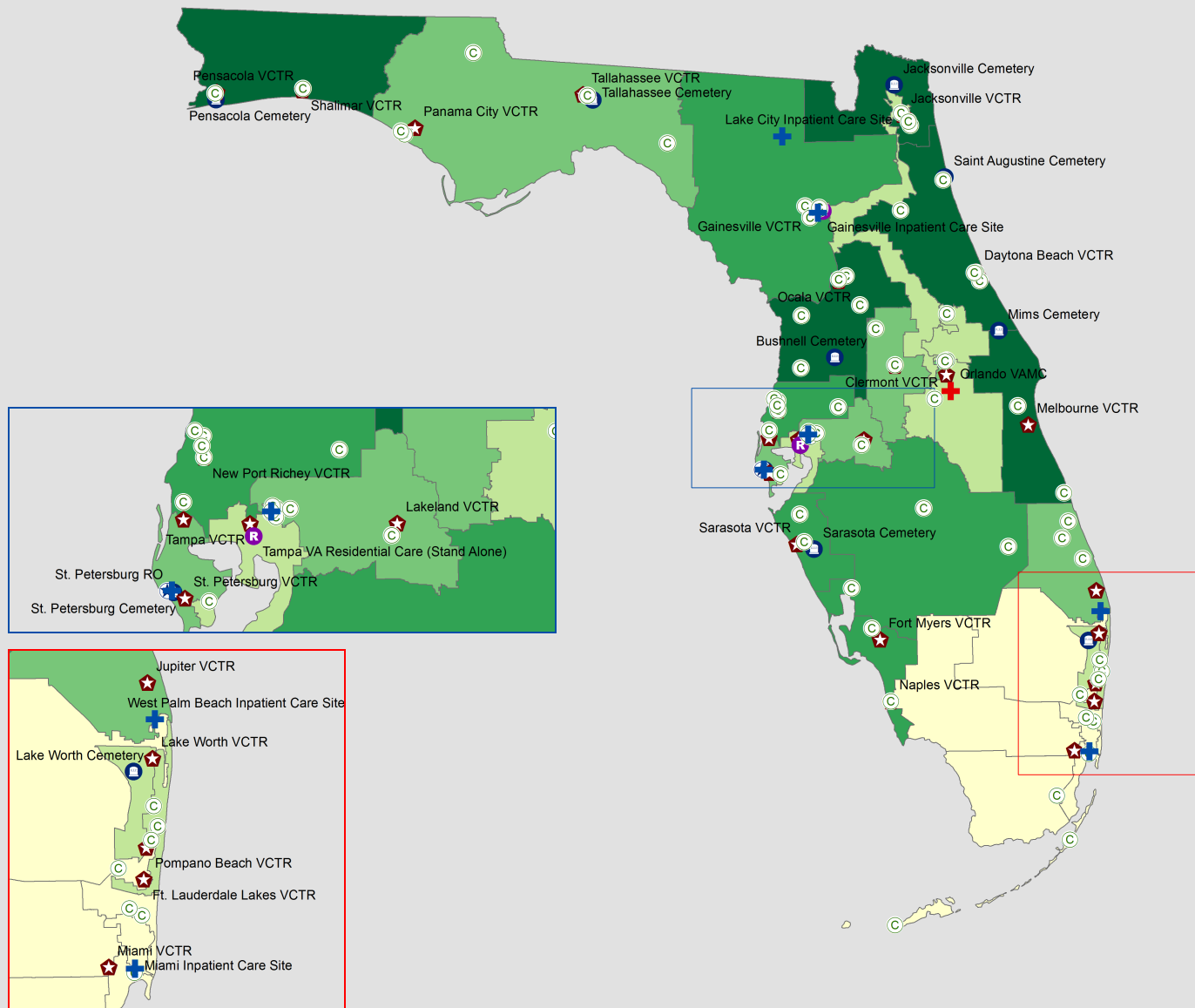
[National Center for Veterans Analysis and  
Statistics](#) [Contact us](#)

Produced 07/06/2017



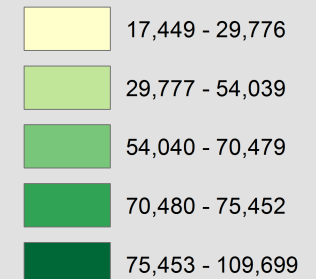


# VA Facilities By Congressional District (114th): Florida



- + VA Medical Center with Hospital Service
- + VA Medical Center without Hospital Service
- VA Clinic
- VA Extended Care (Stand Alone)
- VA Residential Care (Stand Alone)
- ★ Vet Center
- ★ Regional Office
- VA Cemetery

## Veteran Population by Congressional District



Florida ranks #3 in total Veteran Population

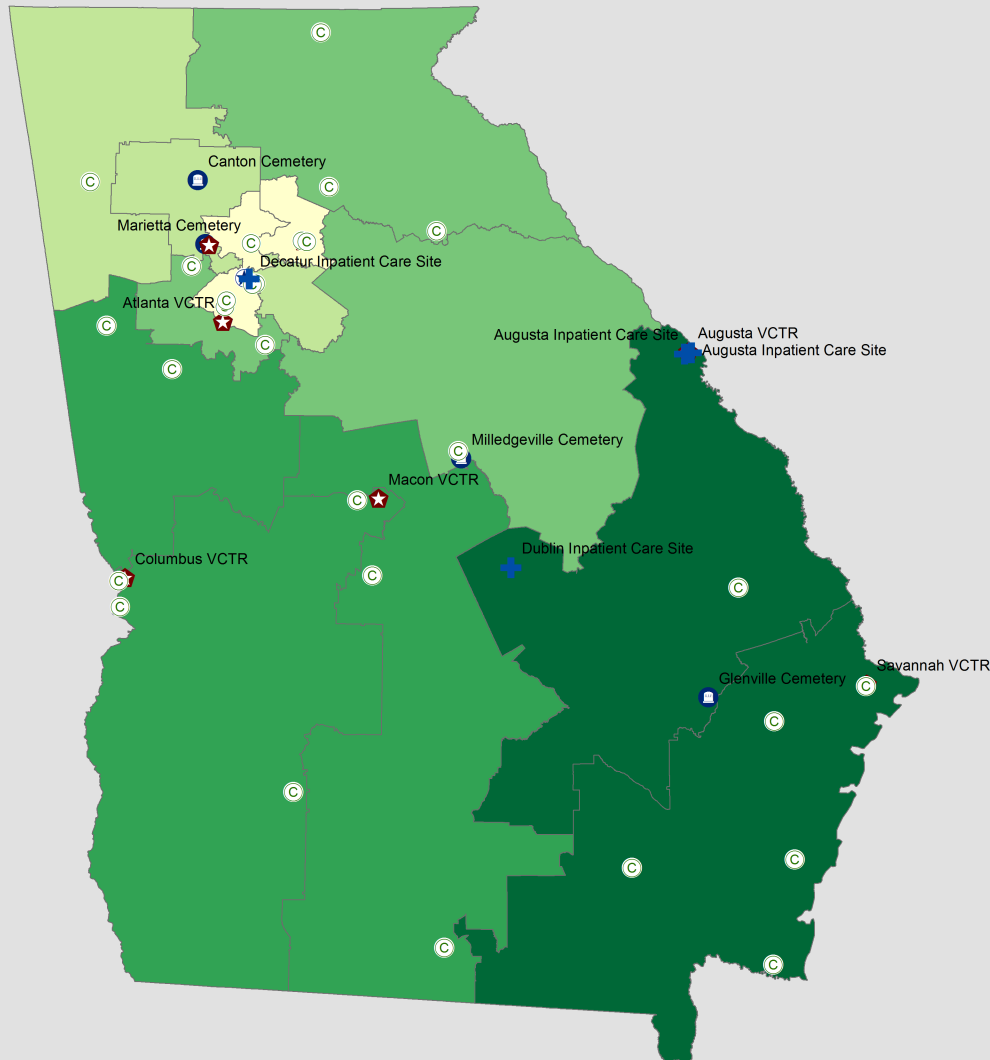
Veteran Population = 1,559,778

Sources: Population: VA Office of Data Governance and Analytics: VetPop2016 as of 9/30/2016.  
VHA Office of Policy and Planning: VAST data FY16Q4.

[National Center for Veterans Analysis and Statistics](#) [Contact us](#)  
Produced 07/06/2017

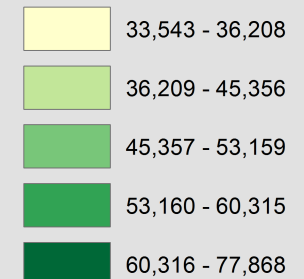


# VA Facilities By Congressional District (114th): Georgia



- + VA Medical Center with Hospital Service
- + VA Medical Center without Hospital Service
- VA Clinic
- VA Extended Care (Stand Alone)
- VA Residential Care (Stand Alone)
- ★ Vet Center
- ★ Regional Office
- VA Cemetery

## Veteran Population by Congressional District



Georgia ranks #9 in total Veteran Population

Veteran Population = 699,322

Sources: Population: VA Office of Data Governance and Analytics: VetPop2016 as of 9/30/2016.  
VHA Office of Policy and Planning: VAST data FY16Q4.

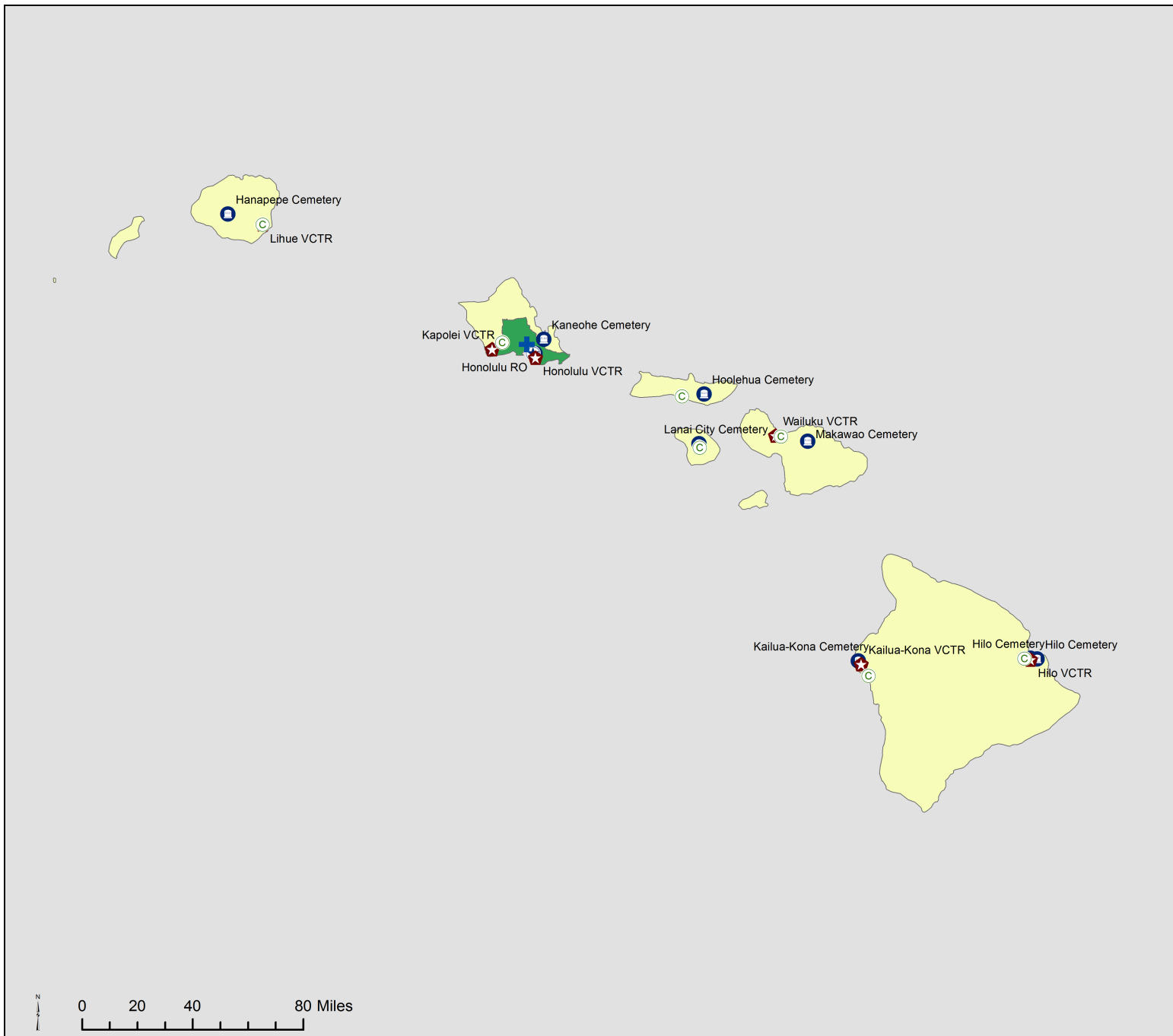
[National Center for Veterans Analysis and Statistics](#) [Contact us](#)

Produced 07/06/2017



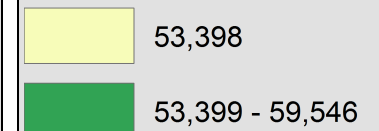


# VA Facilities By Congressional District (114th): Hawaii



- + VA Medical Center with Hospital Service
- + VA Medical Center without Hospital Service
- VA Clinic
- VA Extended Care (Stand Alone)
- VA Residential Care (Stand Alone)
- ★ Vet Center
- ★ Regional Office
- VA Cemetery

## Veteran Population by Congressional District



Hawaii ranks #41 in total Veteran Population

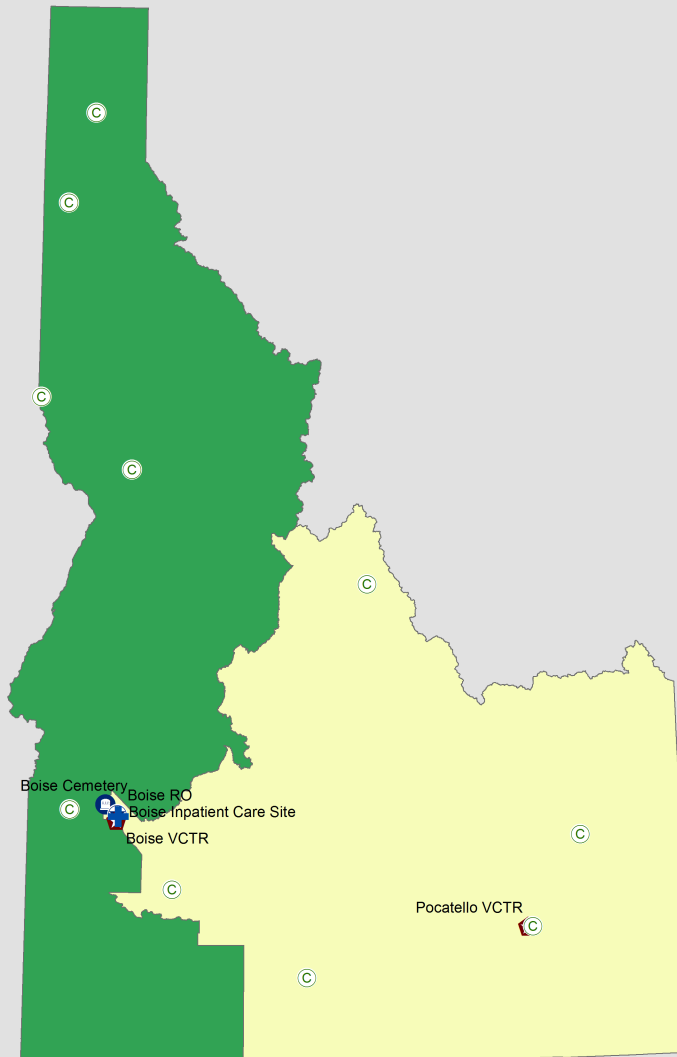
Veteran Population = 112,944

Sources: Population: VA Office of Data Governance and Analytics: VetPop2016 as of 9/30/2016.  
VHA Office of Policy and Planning: VAST data FY16Q4.

[National Center for Veterans Analysis and Statistics](#)  
[Contact us](#)  
Produced 07/06/2017

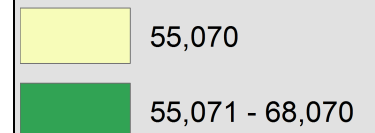


# VA Facilities By Congressional District (114th): Idaho



- VA Medical Center with Hospital Service
- VA Medical Center without Hospital Service
- VA Clinic
- VA Extended Care (Stand Alone)
- VA Residential Care (Stand Alone)
- Vet Center
- Regional Office
- VA Cemetery

## Veteran Population by Congressional District



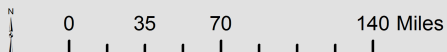
Idaho ranks #39 in total Veteran Population

Veteran Population = 123,140

Sources: Population: VA Office of Data Governance and Analytics: VetPop2016 as of 9/30/2016.  
VHA Office of Policy and Planning: VAST data FY16Q4.

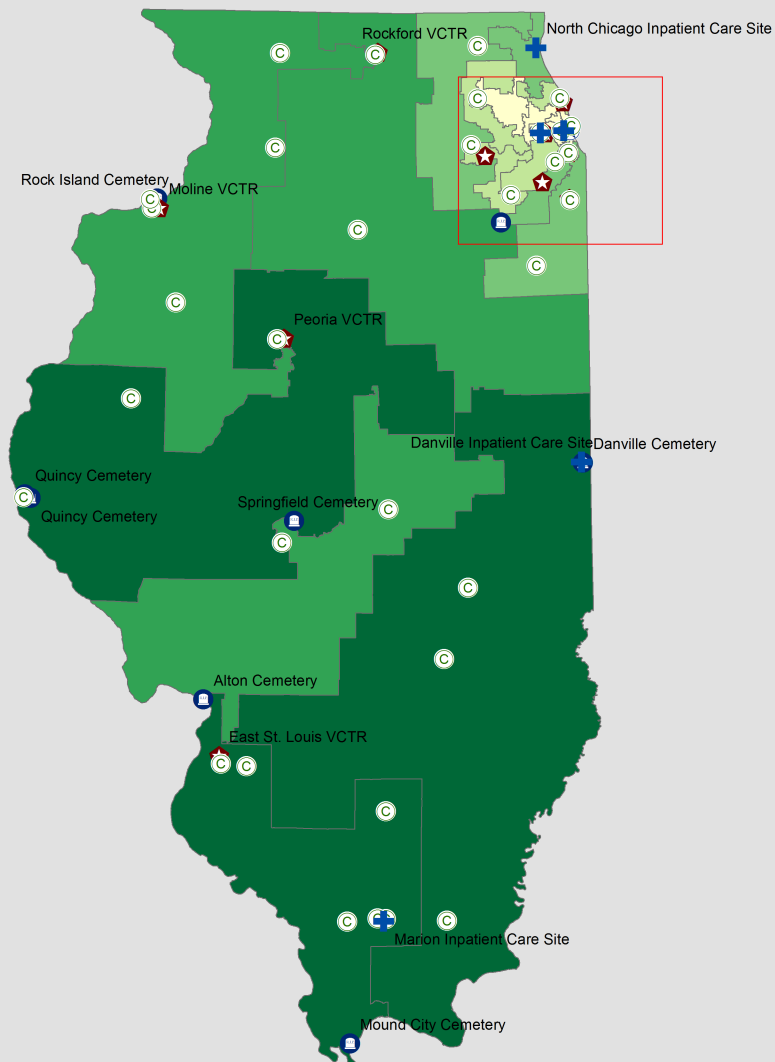
[National Center for Veterans Analysis and Statistics](#) [Contact us](#)

Produced 07/06/2017





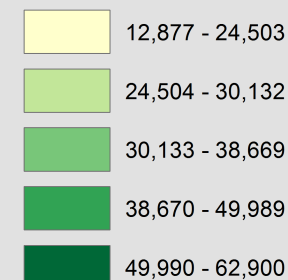
# VA Facilities By Congressional District (114th): Illinois



- + VA Medical Center with Hospital Service
- + VA Medical Center without Hospital Service
- VA Clinic
- VA Extended Care (Stand Alone)
- VA Residential Care (Stand Alone)
- ★ Vet Center
- ★ Regional Office
- VA Cemetery

## Veteran Population

### by Congressional District



Illinois ranks #10 in total Veteran Population

Veteran Population = 646,939

Sources: Population: VA Office of Data Governance and Analytics: VetPop2016 as of 9/30/2016.  
VHA Office of Policy and Planning: VAST data FY16Q4.

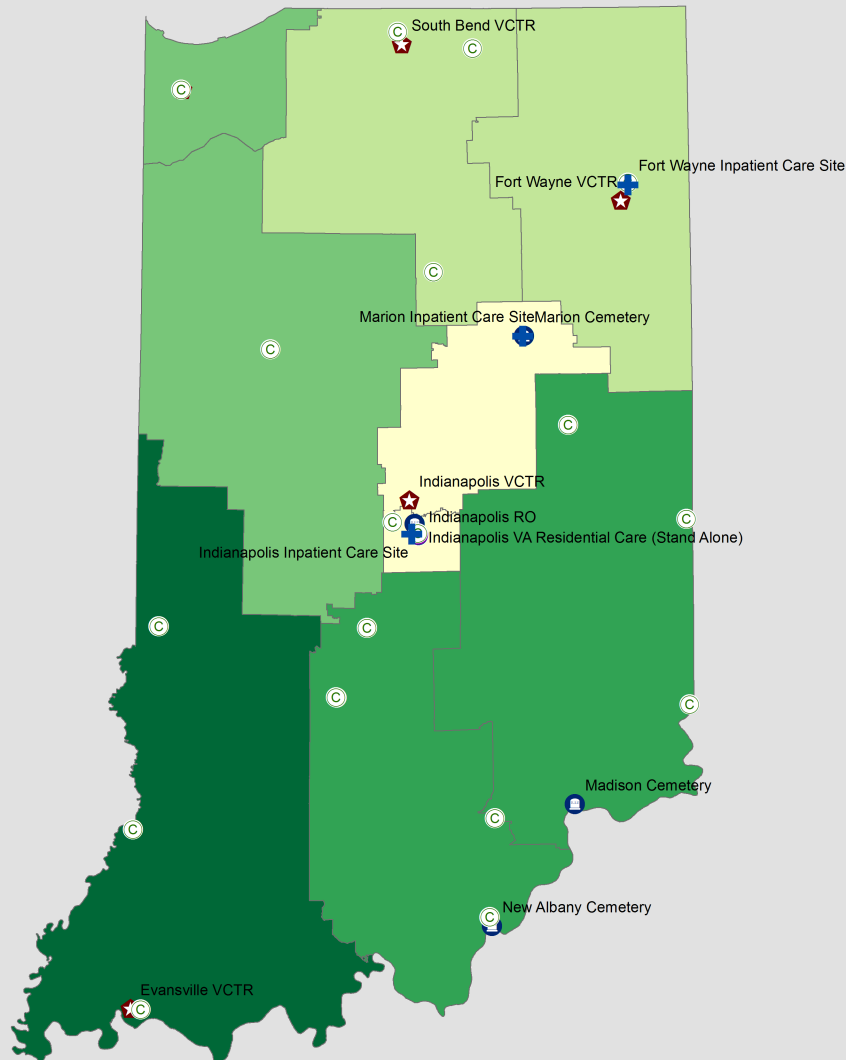
[National Center for Veterans Analysis and Statistics](#) [Contact us](#)  
Produced 07/06/2017



0 25 50 100 Miles

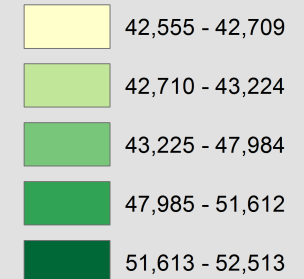


# VA Facilities By Congressional District (114th): Indiana



- VA Medical Center with Hospital Service
- VA Medical Center without Hospital Service
- VA Clinic
- VA Extended Care (Stand Alone)
- VA Residential Care (Stand Alone)
- Vet Center
- Regional Office
- VA Cemetery

## Veteran Population by Congressional District



Indiana ranks #16 in total Veteran Population

Veteran Population = 418,579

Sources: Population: VA Office of Data Governance and Analytics: VetPop2016 as of 9/30/2016.

VHA Office of Policy and Planning: VAST data FY16Q4.

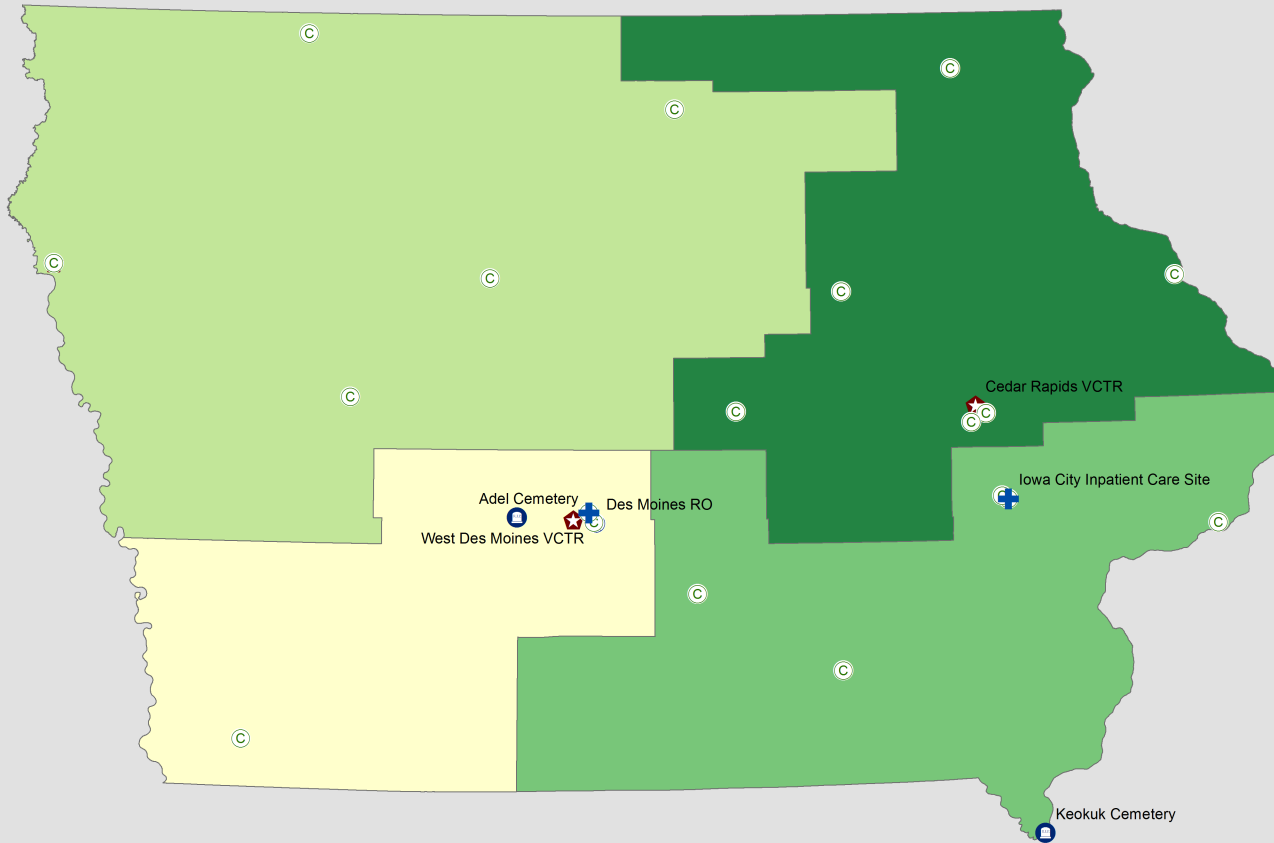
[National Center for Veterans Analysis and Statistics](#) [Contact us](#)

Produced 07/06/2017



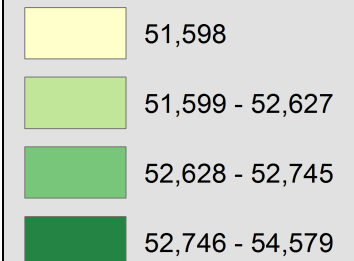


# VA Facilities By Congressional District (114th): Iowa



- VA Medical Center with Hospital Service
- VA Medical Center without Hospital Service
- VA Clinic
- VA Extended Care (Stand Alone)
- VA Residential Care (Stand Alone)
- Vet Center
- Regional Office
- VA Cemetery

## Veteran Population by Congressional District



Iowa ranks #31 in total Veteran Population

Veteran Population = 211,549

Sources: Population: VA Office of Data Governance and Analytics: VetPop2016 as of 9/30/2016.

VHA Office of Policy and Planning: VAST data FY16Q4.

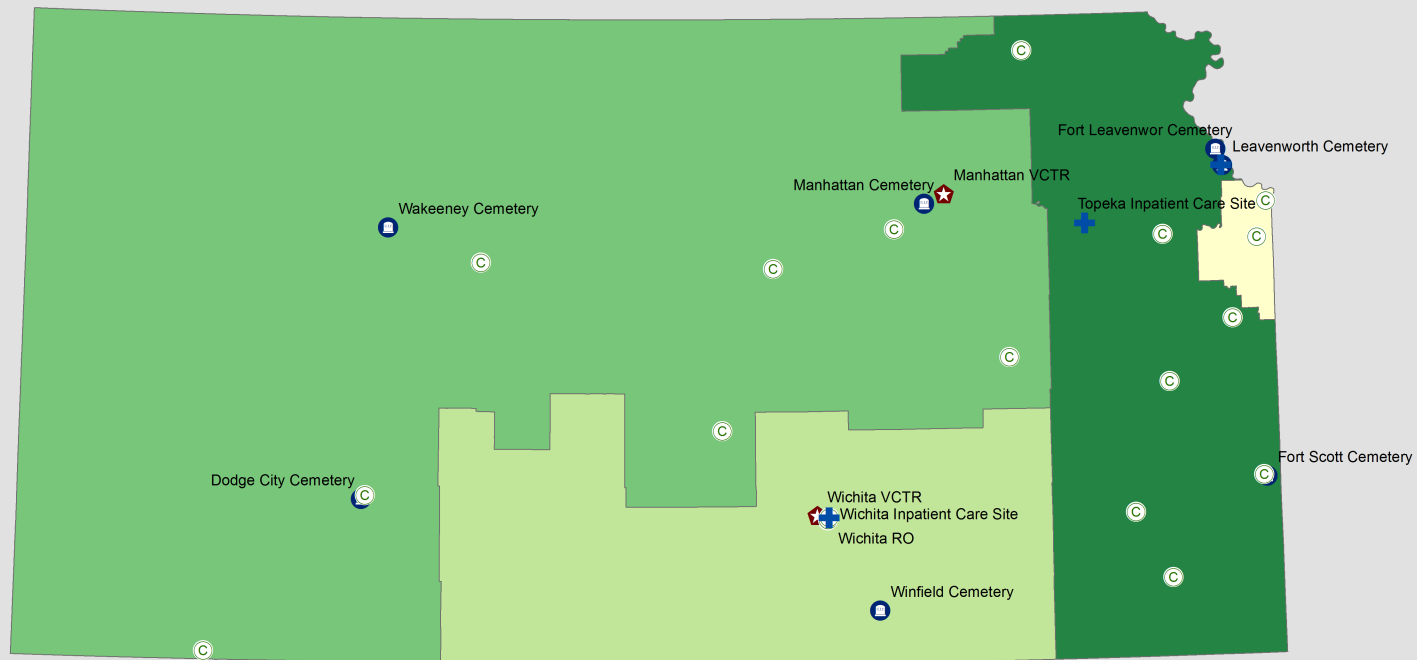
[National Center for Veterans Analysis and Statistics](#) [Contact us](#)

Produced 07/06/2017






# VA Facilities By Congressional District (114th): Kansas



- VA Medical Center with Hospital Service
- VA Medical Center without Hospital Service
- VA Clinic
- VA Extended Care (Stand Alone)
- VA Residential Care (Stand Alone)
- Vet Center
- Regional Office
- VA Cemetery

## Veteran Population by Congressional District



Kansas ranks #32 in total Veteran Population

Veteran Population = 196,892

Sources: Population: VA Office of Data Governance and Analytics: VetPop2016 as of 9/30/2016.

VHA Office of Policy and Planning: VAST data FY16Q4.

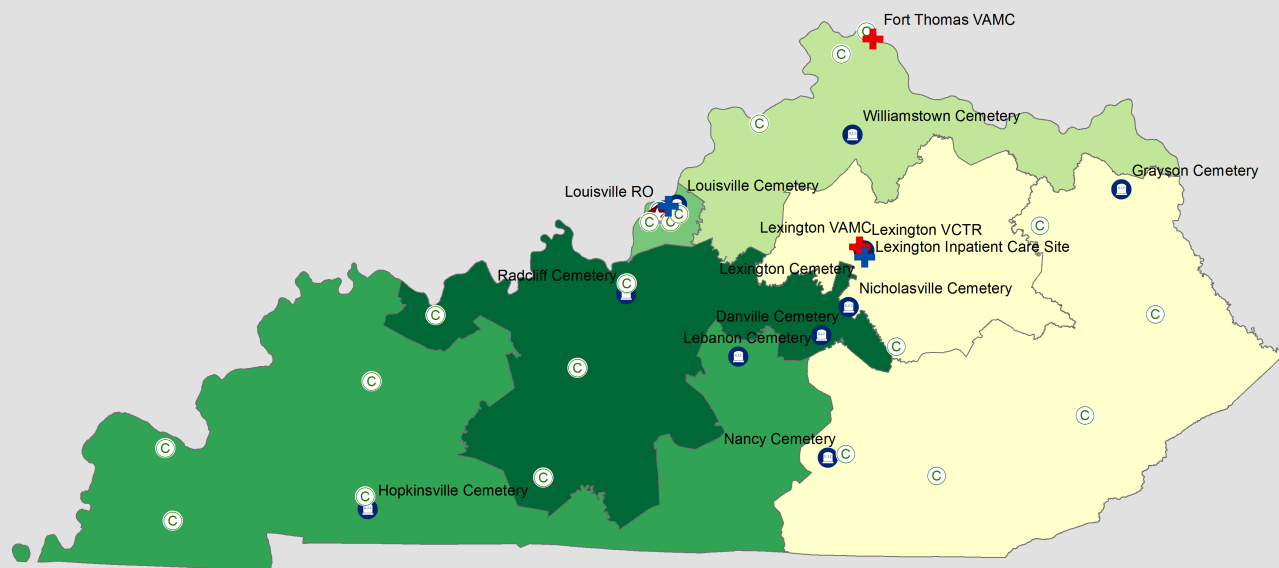
[National Center for Veterans Analysis and Statistics](#) [Contact us](#)

Produced 07/06/2017



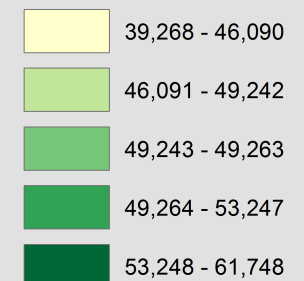


# VA Facilities By Congressional District (114th): Kentucky



- + VA Medical Center with Hospital Service
- + VA Medical Center without Hospital Service
- VA Clinic
- VA Extended Care (Stand Alone)
- VA Residential Care (Stand Alone)
- ★ Vet Center
- ★ Regional Office
- VA Cemetery

## Veteran Population by Congressional District

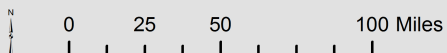


Kentucky ranks #27 in total Veteran Population

Veteran Population = 298,860

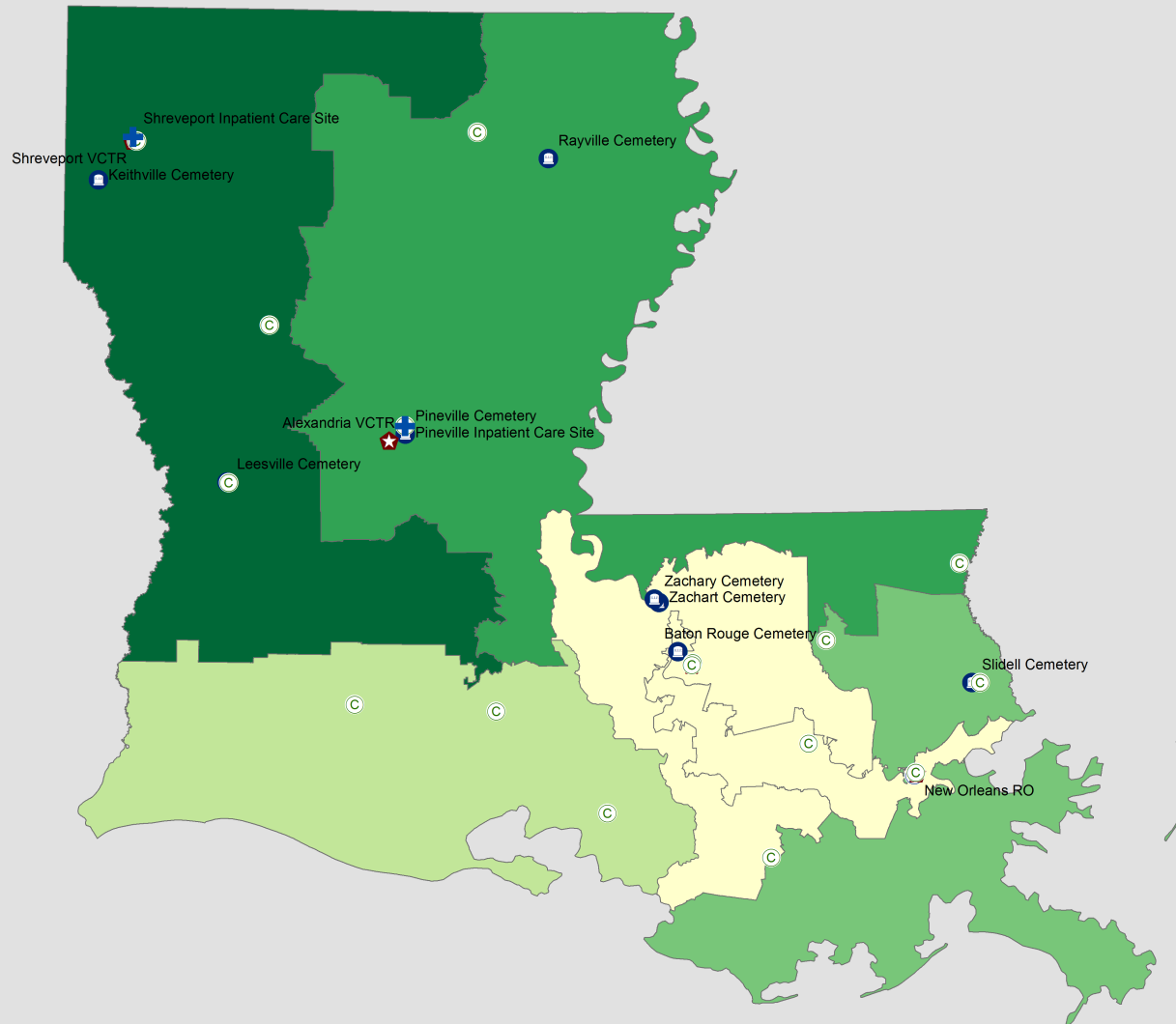
Sources: Population: VA Office of Data Governance and Analytics: VetPop2016 as of 9/30/2016.  
VHA Office of Policy and Planning: VAST data FY16Q4.

[National Center for Veterans Analysis and Statistics](#)  
[Contact us](#)  
Produced 07/06/2017



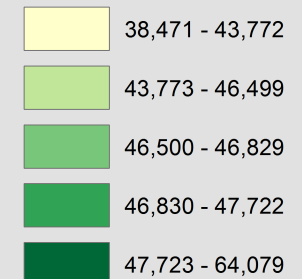


# VA Facilities By Congressional District (114th): Louisiana



- VA Medical Center with Hospital Service
- VA Medical Center without Hospital Service
- VA Clinic
- VA Extended Care (Stand Alone)
- VA Residential Care (Stand Alone)
- Vet Center
- Regional Office
- VA Cemetery

## Veteran Population by Congressional District



Louisiana ranks #28 in total Veteran  
Population

Veteran Population = 287,373

Sources: Population: VA Office of Data  
Governance and Analytics: VetPop2016 as of  
9/30/2016.

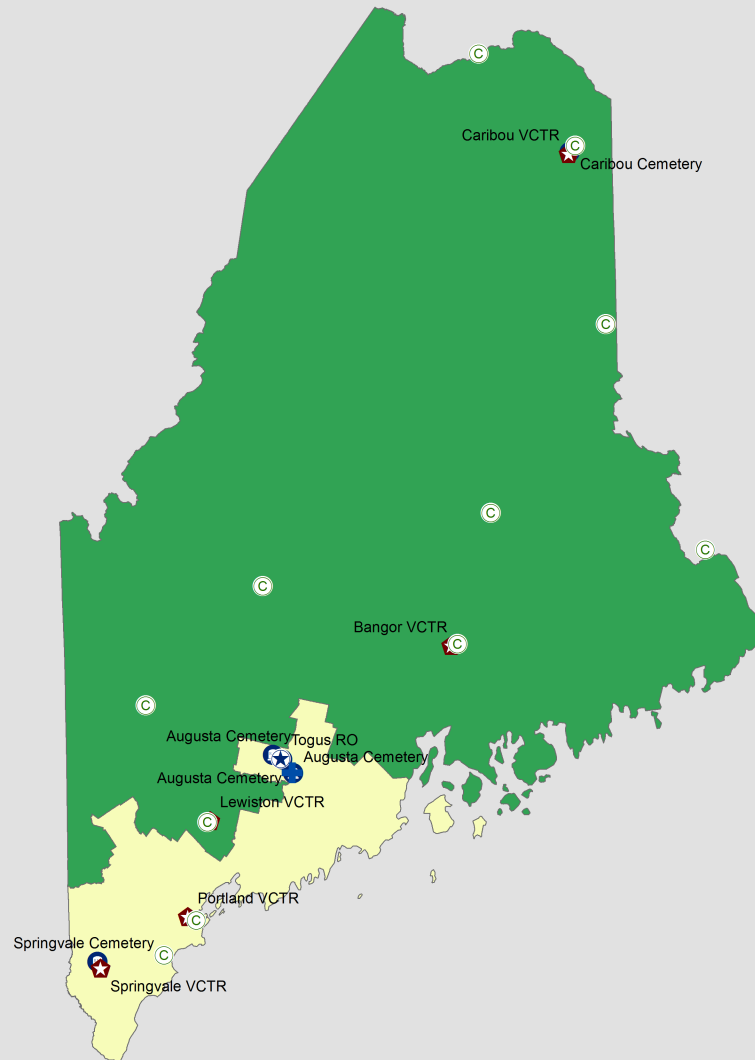
VHA Office of Policy and Planning: VAST  
data FY16Q4.

[National Center for Veterans Analysis and  
Statistics](#) [Contact us](#)

Produced 07/06/2017

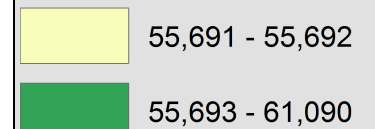


# VA Facilities By Congressional District (114th): Maine



- VA Medical Center with Hospital Service
- VA Medical Center without Hospital Service
- VA Clinic
- VA Extended Care (Stand Alone)
- VA Residential Care (Stand Alone)
- Vet Center
- Regional Office
- VA Cemetery

## Veteran Population by Congressional District



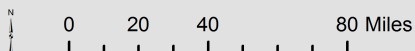
Maine ranks #40 in total Veteran Population

Veteran Population = 116,782

Sources: Population: VA Office of Data Governance and Analytics: VetPop2016 as of 9/30/2016.  
VHA Office of Policy and Planning: VAST data FY16Q4.

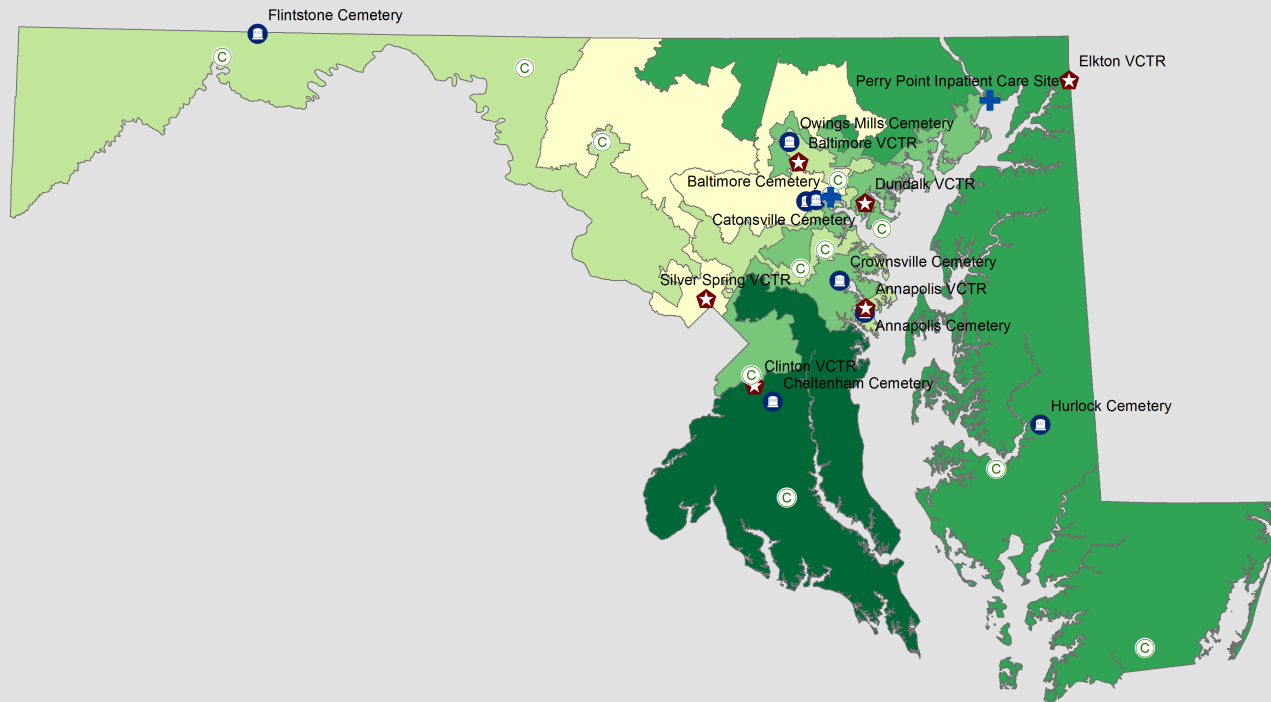
[National Center for Veterans Analysis and Statistics](#) [Contact us](#)

Produced 07/06/2017



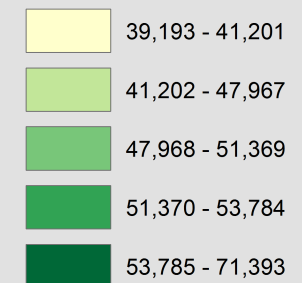


# VA Facilities By Congressional District (114th): Maryland



- VA Medical Center with Hospital Service
- VA Medical Center without Hospital Service
- VA Clinic
- VA Extended Care (Stand Alone)
- VA Residential Care (Stand Alone)
- Vet Center
- Regional Office
- VA Cemetery

## Veteran Population by Congressional District



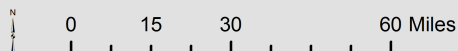
Maryland ranks #19 in total Veteran  
Population

Veteran Population = 399,036

Sources: Population: VA Office of Data  
Governance and Analytics: VetPop2016 as of  
9/30/2016.  
VHA Office of Policy and Planning: VAST  
data FY16Q4.

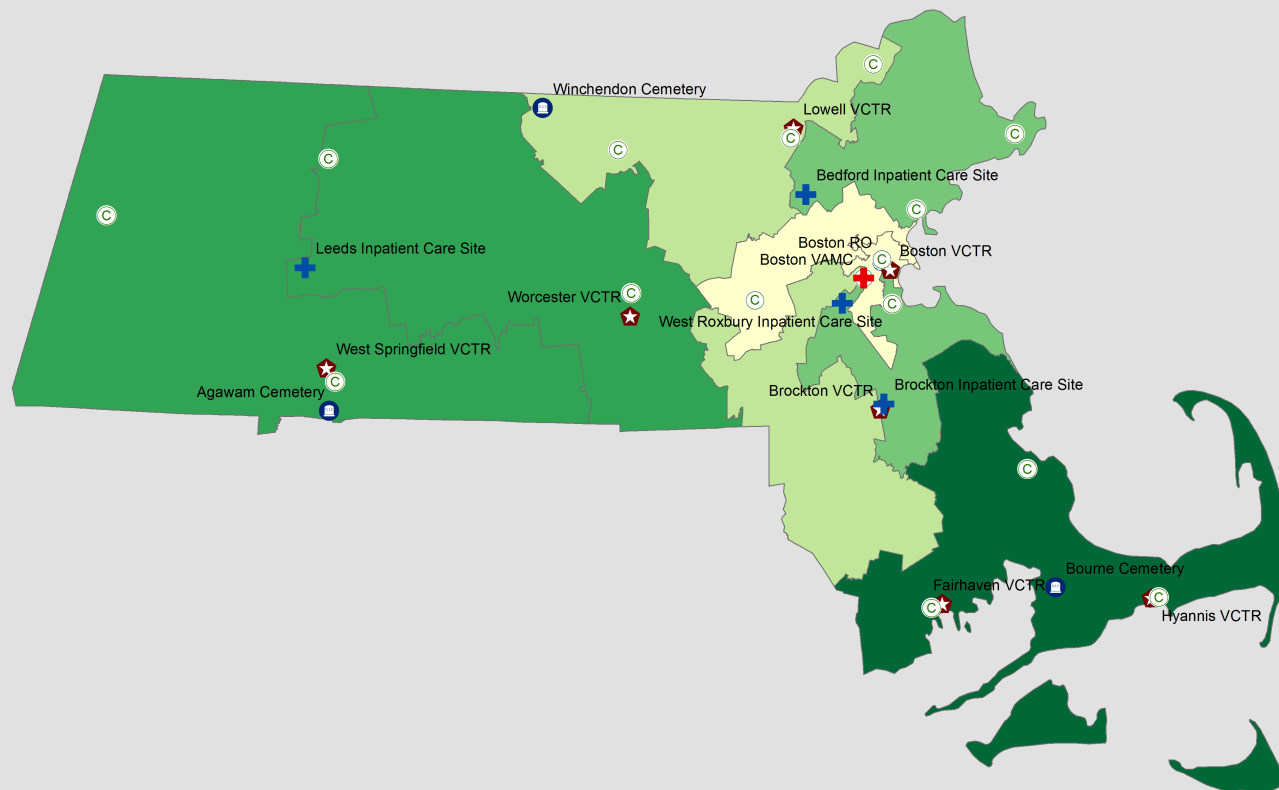
[National Center for Veterans Analysis and  
Statistics](#) [Contact us](#)

Produced 07/06/2017



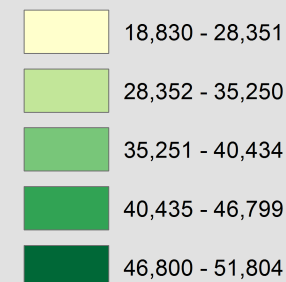


# VA Facilities By Congressional District (114th): Massachusetts



- + VA Medical Center with Hospital Service
- + VA Medical Center without Hospital Service
- VA Clinic
- VA Extended Care (Stand Alone)
- VA Residential Care (Stand Alone)
- ★ Vet Center
- ★ Regional Office
- VA Cemetery

## Veteran Population by Congressional District



Massachusetts ranks #24 in total Veteran Population

Veteran Population = 336,257

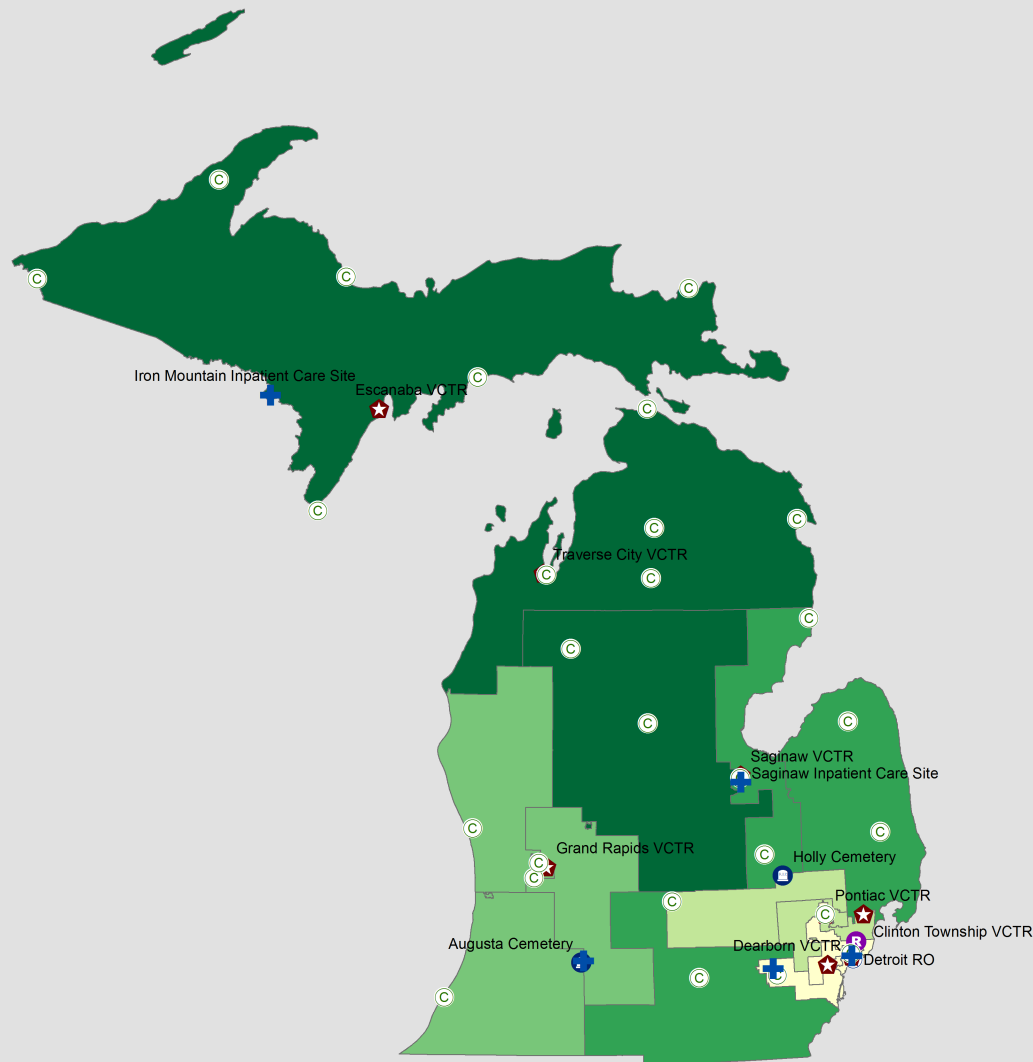
Sources: Population: VA Office of Data Governance and Analytics: VetPop2016 as of 9/30/2016.  
VHA Office of Policy and Planning: VAST data FY16Q4.

[National Center for Veterans Analysis and Statistics](#) [Contact us](#)  
Produced 07/06/2017






# VA Facilities By Congressional District (114th): Michigan



- + VA Medical Center with Hospital Service
- + VA Medical Center without Hospital Service
- VA Clinic
- VA Extended Care (Stand Alone)
- VA Residential Care (Stand Alone)
- ★ Vet Center
- ★ Regional Office
- VA Cemetery

## Veteran Population by Congressional District

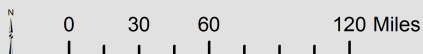


Michigan ranks #11 in total Veteran  
Population

Veteran Population = 608,271

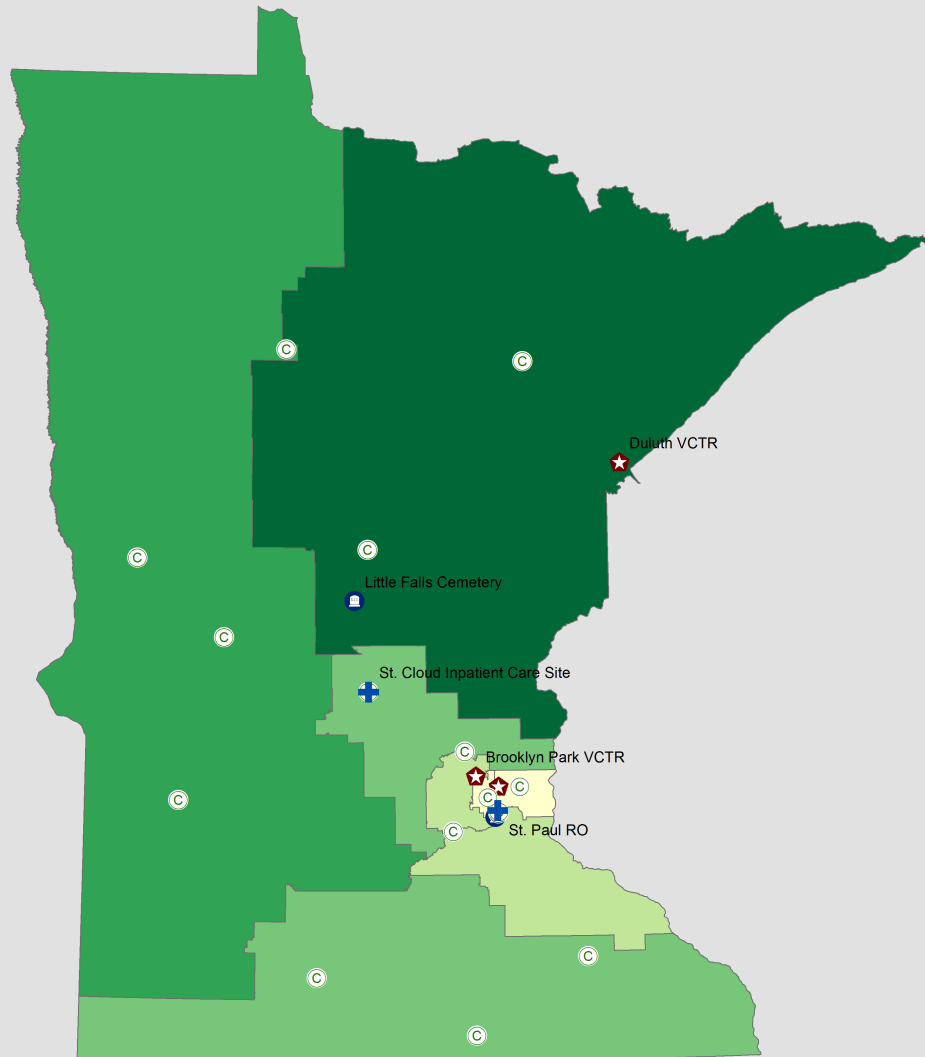
Sources: Population: VA Office of Data  
Governance and Analytics: VetPop2016 as of  
9/30/2016.  
VHA Office of Policy and Planning: VAST  
data FY16Q4.

[National Center for Veterans Analysis and  
Statistics](#) [Contact us](#)  
Produced 07/06/2017



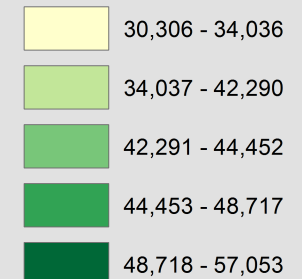


# VA Facilities By Congressional District (114th): Minnesota



- VA Medical Center with Hospital Service
- VA Medical Center without Hospital Service
- VA Clinic
- VA Extended Care (Stand Alone)
- VA Residential Care (Stand Alone)
- Vet Center
- Regional Office
- VA Cemetery

## Veteran Population by Congressional District

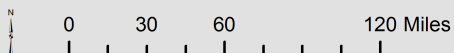


Minnesota ranks #23 in total Veteran Population

Veteran Population = 337,362

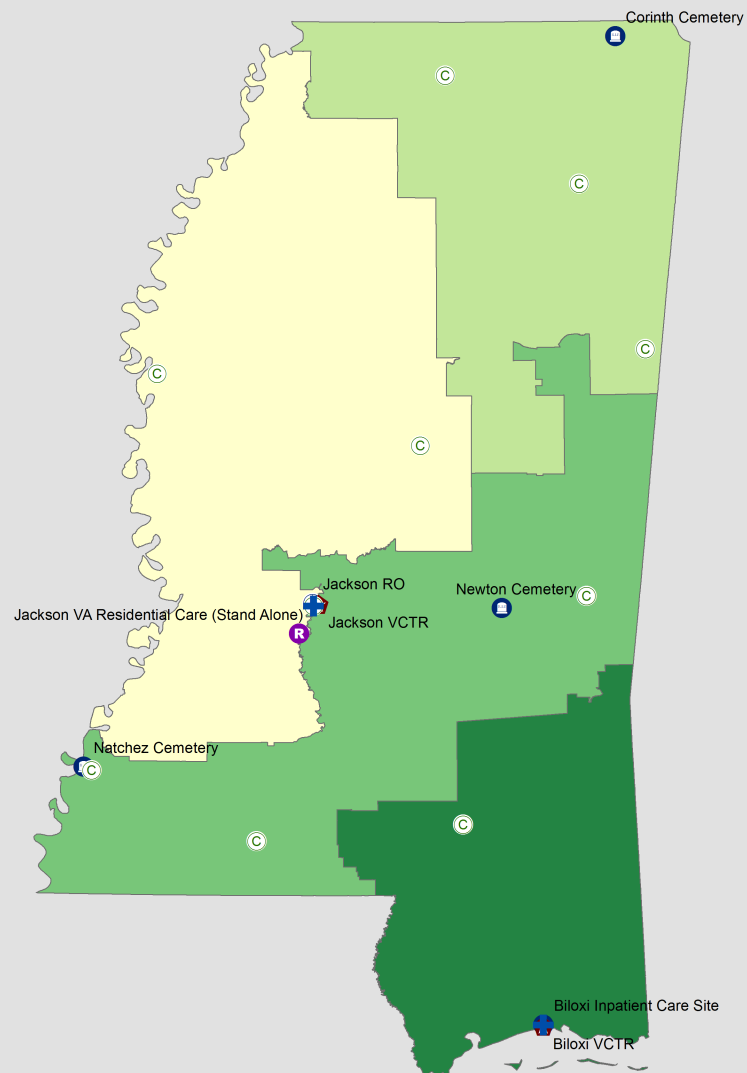
Sources: Population: VA Office of Data Governance and Analytics: VetPop2016 as of 9/30/2016.  
VHA Office of Policy and Planning: VAST data FY16Q4.

[National Center for Veterans Analysis and Statistics](#) [Contact us](#)  
Produced 07/06/2017



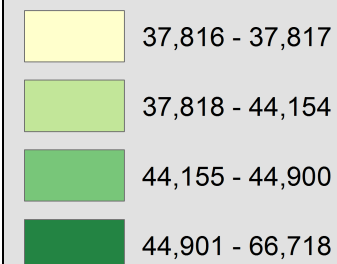


# VA Facilities By Congressional District (114th): Mississippi



- VA Medical Center with Hospital Service
- VA Medical Center without Hospital Service
- VA Clinic
- VA Extended Care (Stand Alone)
- VA Residential Care (Stand Alone)
- Vet Center
- Regional Office
- VA Cemetery

## Veteran Population by Congressional District



Mississippi ranks #33 in total Veteran Population

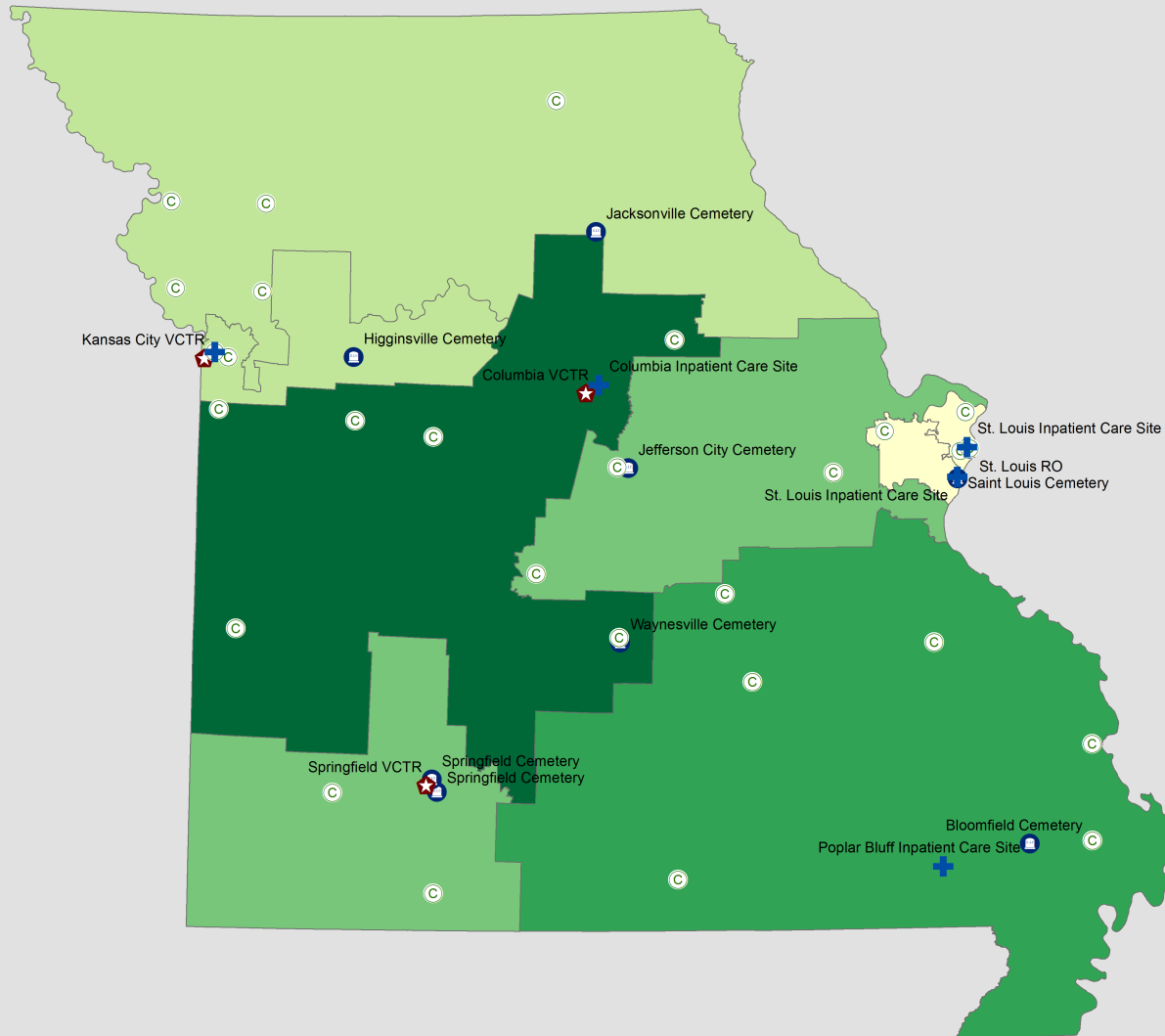
Veteran Population = 193,589

Sources: Population: VA Office of Data Governance and Analytics: VetPop2016 as of 9/30/2016.  
VHA Office of Policy and Planning: VAST data FY16Q4.

[National Center for Veterans Analysis and Statistics](#) [Contact us](#)  
Produced 07/06/2017

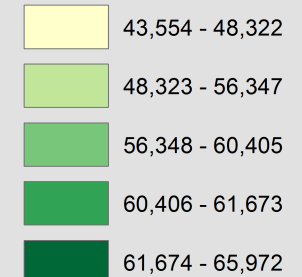


# VA Facilities By Congressional District (114th): Missouri



- + VA Medical Center with Hospital Service
- + VA Medical Center without Hospital Service
- VA Clinic
- VA Extended Care (Stand Alone)
- VA Residential Care (Stand Alone)
- ★ Vet Center
- ★ Regional Office
- VA Cemetery

## Veteran Population by Congressional District



Missouri ranks #15 in total Veteran  
Population

Veteran Population = 450,684

Sources: Population: VA Office of Data  
Governance and Analytics: VetPop2016 as of  
9/30/2016.

VHA Office of Policy and Planning: VAST  
data FY16Q4.

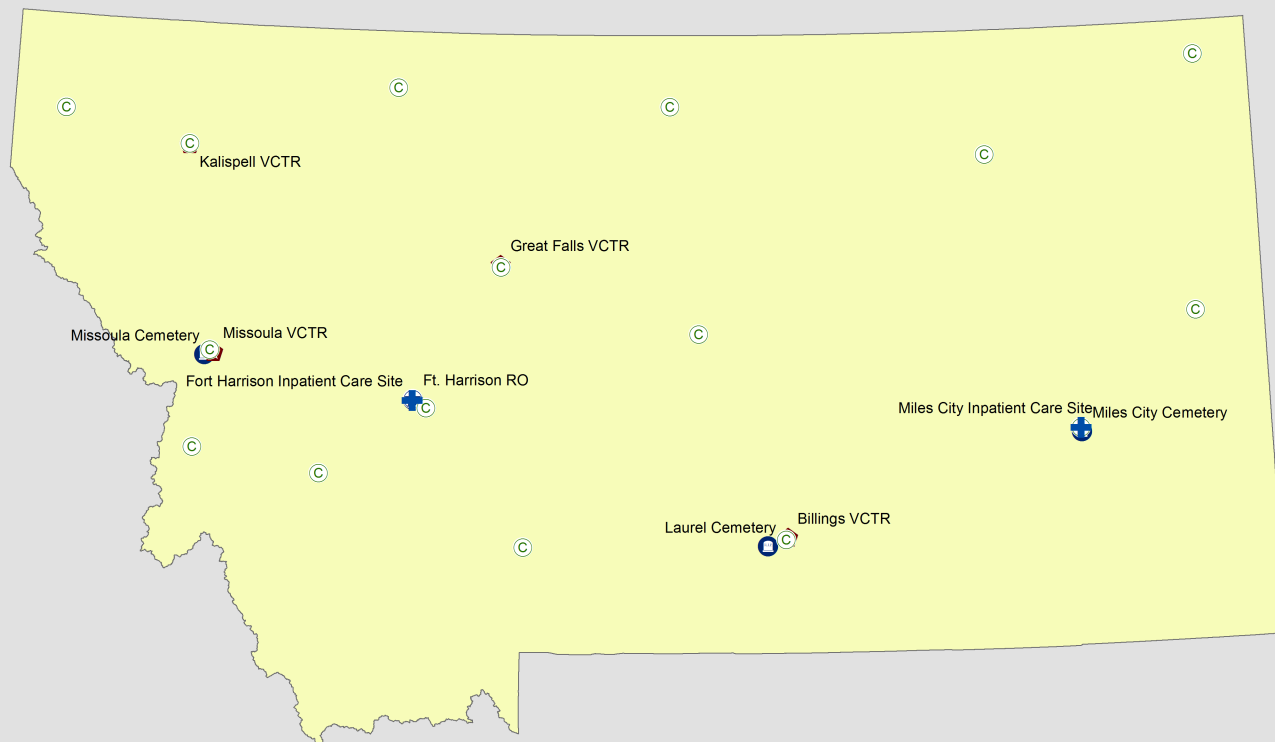
[National Center for Veterans Analysis and  
Statistics](#) [Contact us](#)

Produced 07/06/2017





# VA Facilities By Congressional District (114th): Montana



- VA Medical Center with Hospital Service
- VA Medical Center without Hospital Service
- VA Clinic
- VA Extended Care (Stand Alone)
- VA Residential Care (Stand Alone)
- Vet Center
- Regional Office
- VA Cemetery

## Veteran Population by Congressional District

92,377

Montana ranks #43 in total Veteran  
Population

Veteran Population = 92,377

Sources: Population: VA Office of Data  
Governance and Analytics: VetPop2016 as of  
9/30/2016.  
VHA Office of Policy and Planning: VAST  
data FY16Q4.

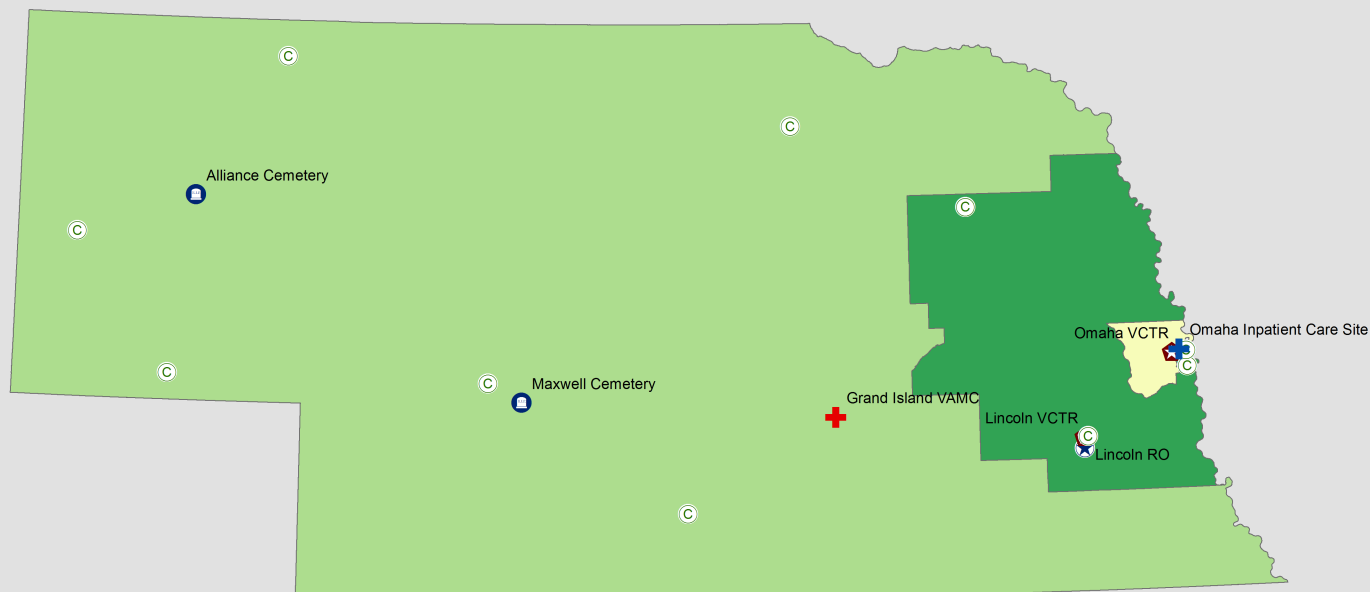
[National Center for Veterans Analysis and  
Statistics](#) [Contact us](#)

Produced 07/06/2017

0 35 70 140 Miles




# VA Facilities By Congressional District (114th): Nebraska



- VA Medical Center with Hospital Service
- VA Medical Center without Hospital Service
- VA Clinic
- VA Extended Care (Stand Alone)
- VA Residential Care (Stand Alone)
- Vet Center
- Regional Office
- VA Cemetery

## Veteran Population by Congressional District



Nebraska ranks #38 in total Veteran Population

Veteran Population = 133,003

Sources: Population: VA Office of Data Governance and Analytics: VetPop2016 as of 9/30/2016.  
VHA Office of Policy and Planning: VAST data FY16Q4.

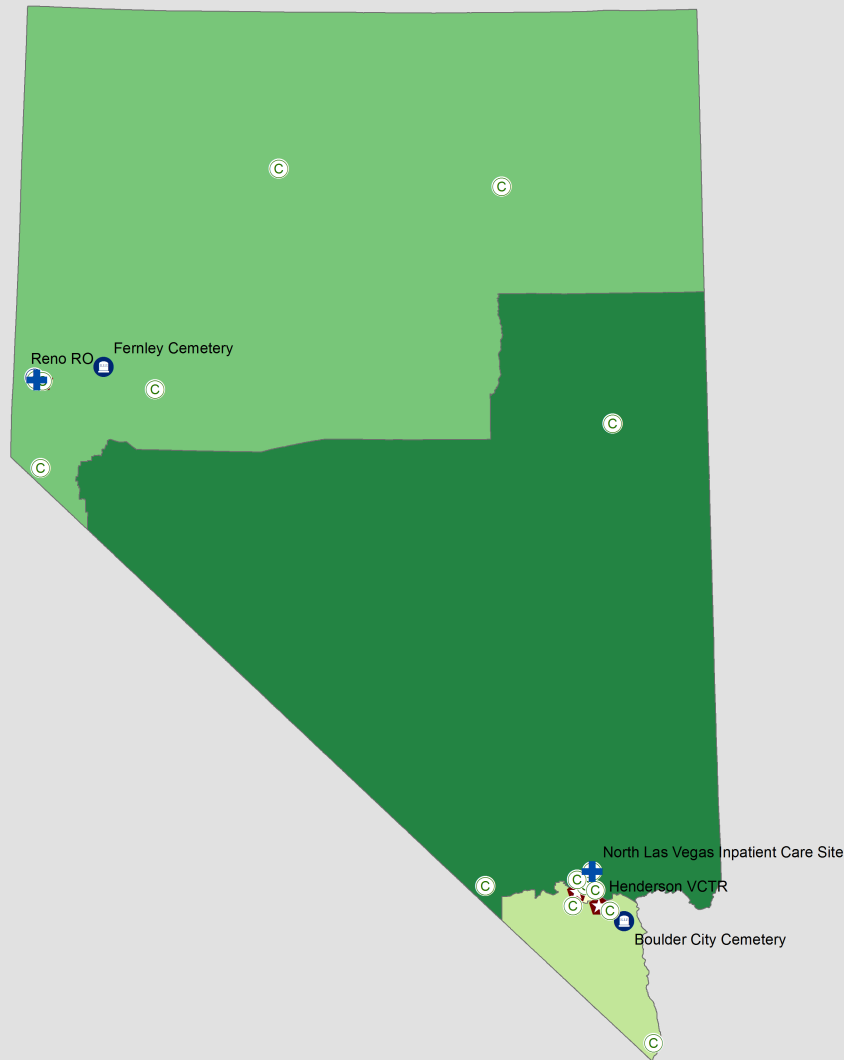
[National Center for Veterans Analysis and Statistics](#) [Contact us](#)  
Produced 07/06/2017



0 25 50 100 Miles

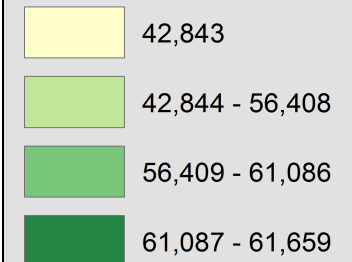


# VA Facilities By Congressional District (114th): Nevada



- VA Medical Center with Hospital Service
- VA Medical Center without Hospital Service
- VA Clinic
- VA Extended Care (Stand Alone)
- VA Residential Care (Stand Alone)
- Vet Center
- Regional Office
- VA Cemetery

## Veteran Population by Congressional District



Nevada ranks #30 in total Veteran Population

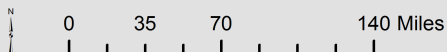
Veteran Population = 221,996

Sources: Population: VA Office of Data Governance and Analytics: VetPop2016 as of 9/30/2016.

VHA Office of Policy and Planning: VAST data FY16Q4.

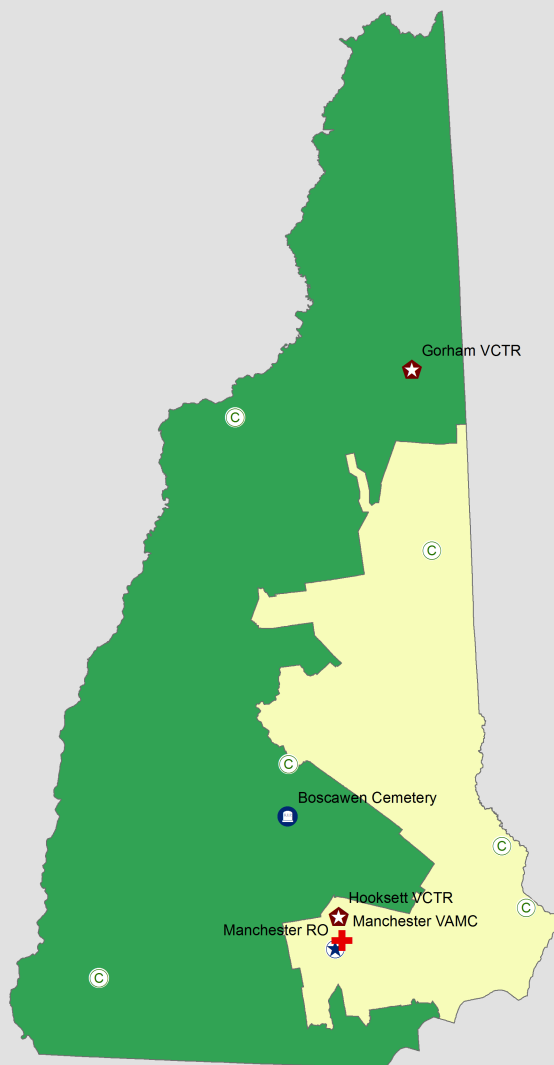
[National Center for Veterans Analysis and Statistics](#) [Contact us](#)

Produced 07/06/2017






# VA Facilities By Congressional District (114th): New Hampshire



0 12.5 25 50 Miles

- VA Medical Center with Hospital Service
- VA Medical Center without Hospital Service
- VA Clinic
- VA Extended Care (Stand Alone)
- VA Residential Care (Stand Alone)
- Vet Center
- Regional Office
- VA Cemetery

## Veteran Population by Congressional District



New Hampshire ranks #42 in total Veteran Population

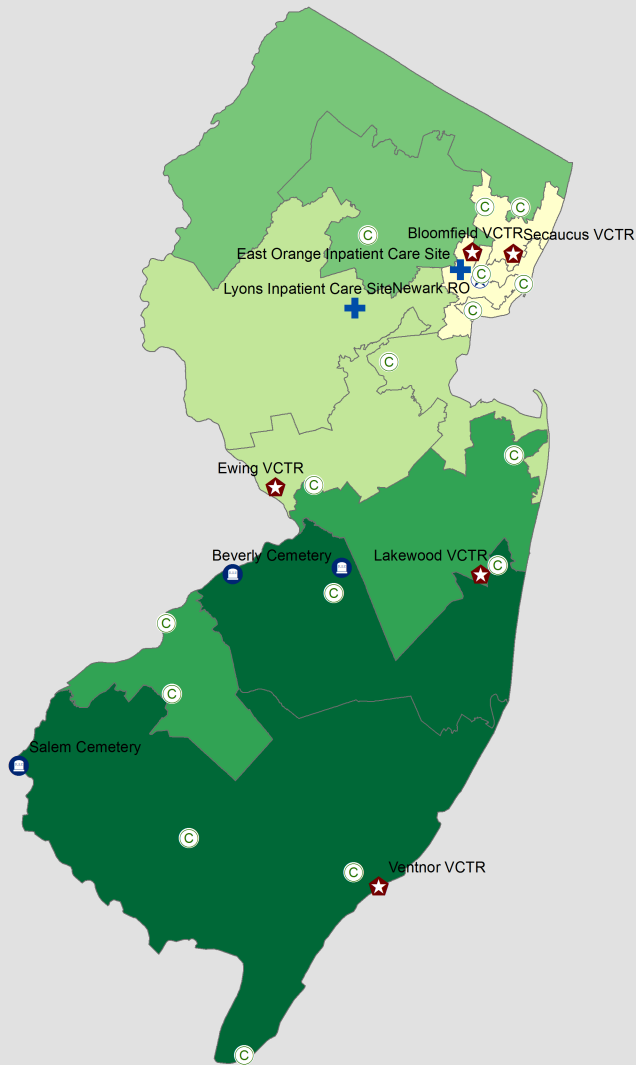
Veteran Population = 108,119

Sources: Population: VA Office of Data Governance and Analytics: VetPop2016 as of 9/30/2016.  
VHA Office of Policy and Planning: VAST data FY16Q4.

[National Center for Veterans Analysis and Statistics](#)  
[Contact us](#)  
Produced 07/06/2017

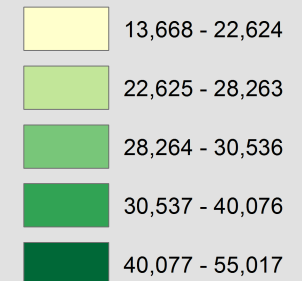


# VA Facilities By Congressional District (114th): New Jersey



- VA Medical Center with Hospital Service
- VA Medical Center without Hospital Service
- VA Clinic
- VA Extended Care (Stand Alone)
- VA Residential Care (Stand Alone)
- Vet Center
- Regional Office
- VA Cemetery

## Veteran Population by Congressional District



New Jersey ranks #22 in total Veteran  
Population

Veteran Population = 371,518

Sources: Population: VA Office of Data  
Governance and Analytics: VetPop2016 as of  
9/30/2016.

VHA Office of Policy and Planning: VAST  
data FY16Q4.

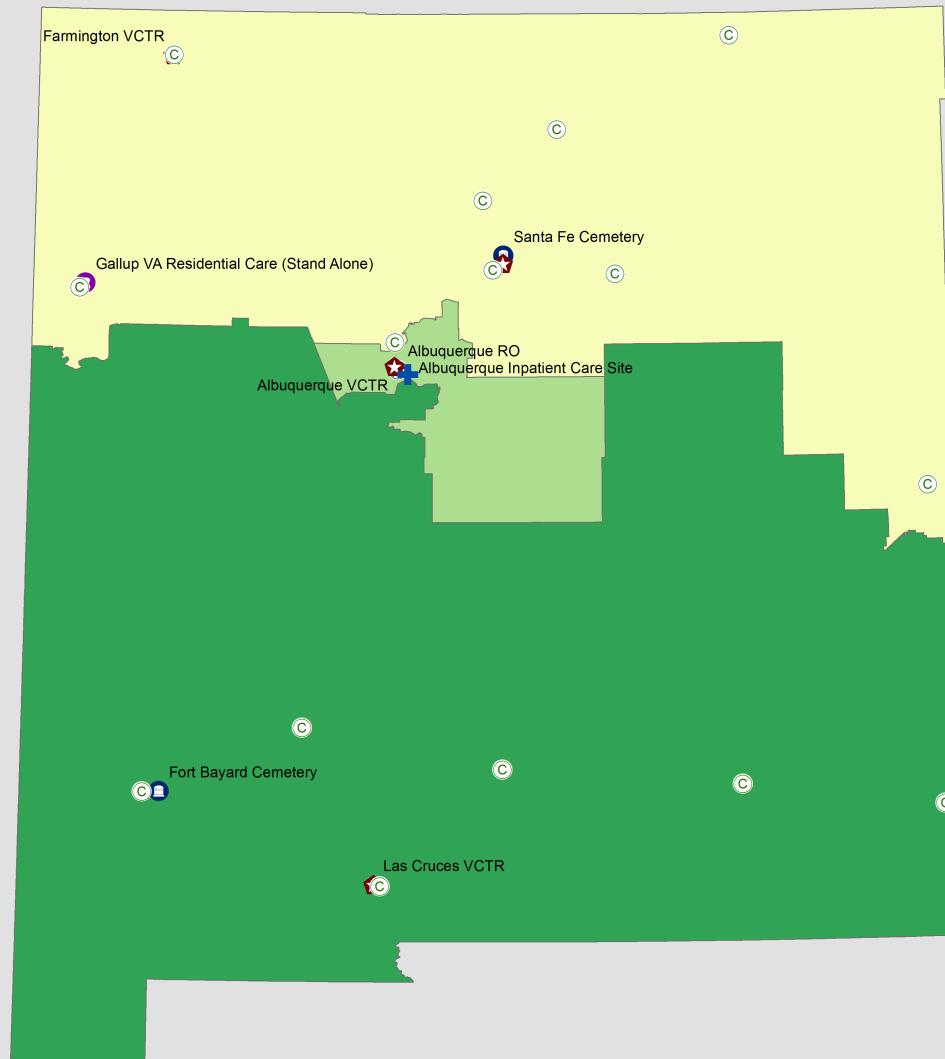
[National Center for Veterans Analysis and  
Statistics](#) [Contact us](#)

Produced 07/06/2017



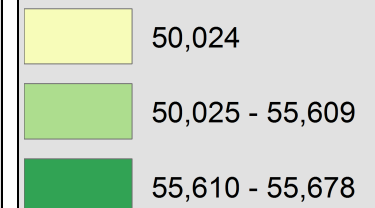


# VA Facilities By Congressional District (114th): New Mexico



- VA Medical Center with Hospital Service
- VA Medical Center without Hospital Service
- VA Clinic
- VA Extended Care (Stand Alone)
- VA Residential Care (Stand Alone)
- Vet Center
- Regional Office
- VA Cemetery

## Veteran Population by Congressional District



New Mexico ranks #35 in total Veteran Population

Veteran Population = 161,311

Sources: Population: VA Office of Data Governance and Analytics: VetPop2016 as of 9/30/2016.

VHA Office of Policy and Planning: VAST data FY16Q4.

[National Center for Veterans Analysis and Statistics](#)

[Contact us](#)

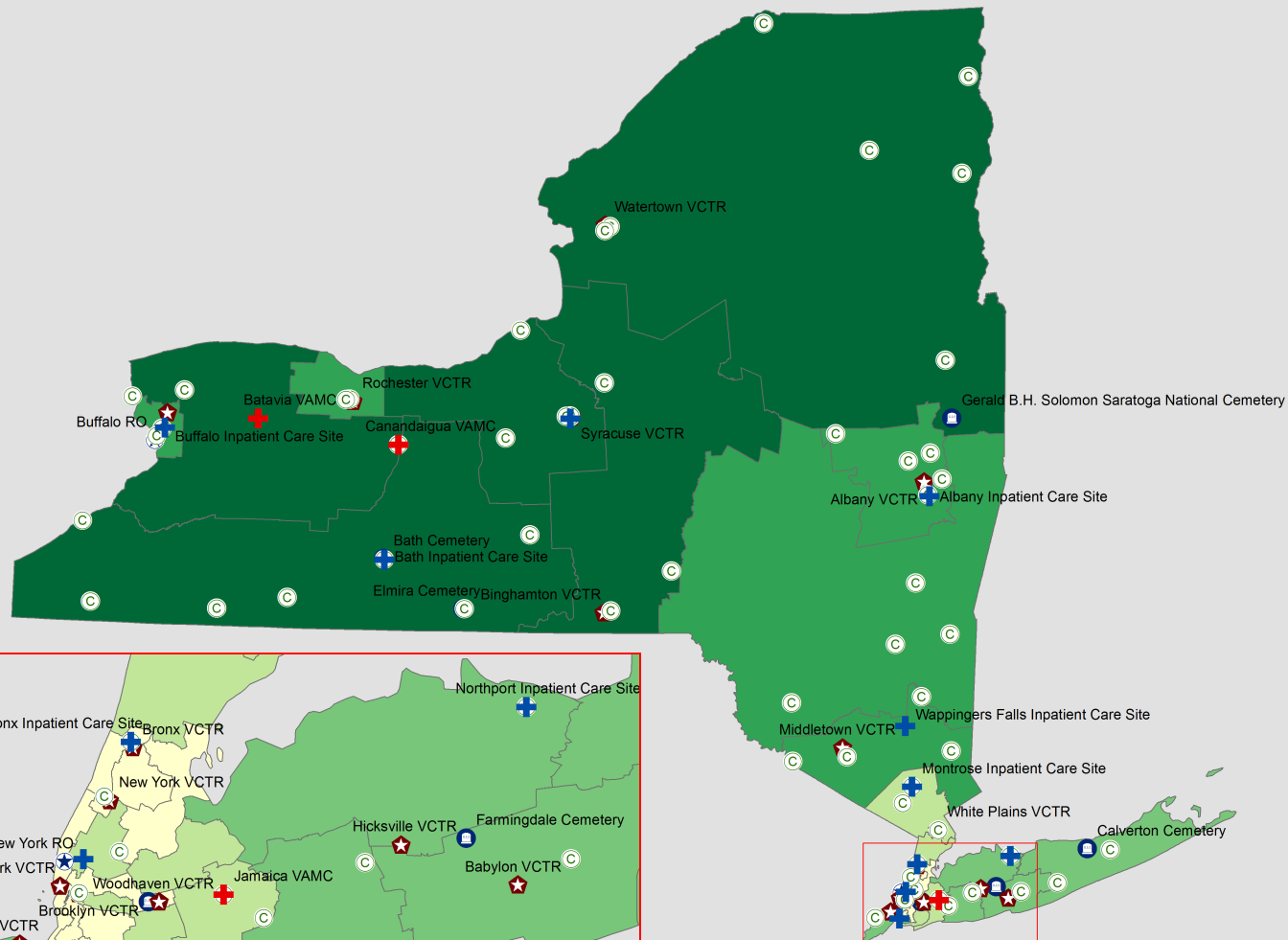
Produced 07/06/2017



0 25 50 100 Miles

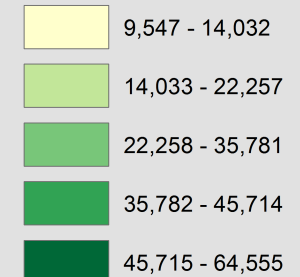


# VA Facilities By Congressional District (114th): New York



- + VA Medical Center with Hospital Service
- + VA Medical Center without Hospital Service
- VA Clinic
- VA Extended Care (Stand Alone)
- VA Residential Care (Stand Alone)
- ★ Vet Center
- ★ Regional Office
- VA Cemetery

## Veteran Population by Congressional District

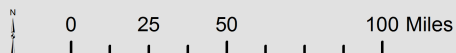


New York ranks #5 in total Veteran  
Population

Veteran Population = 806,827

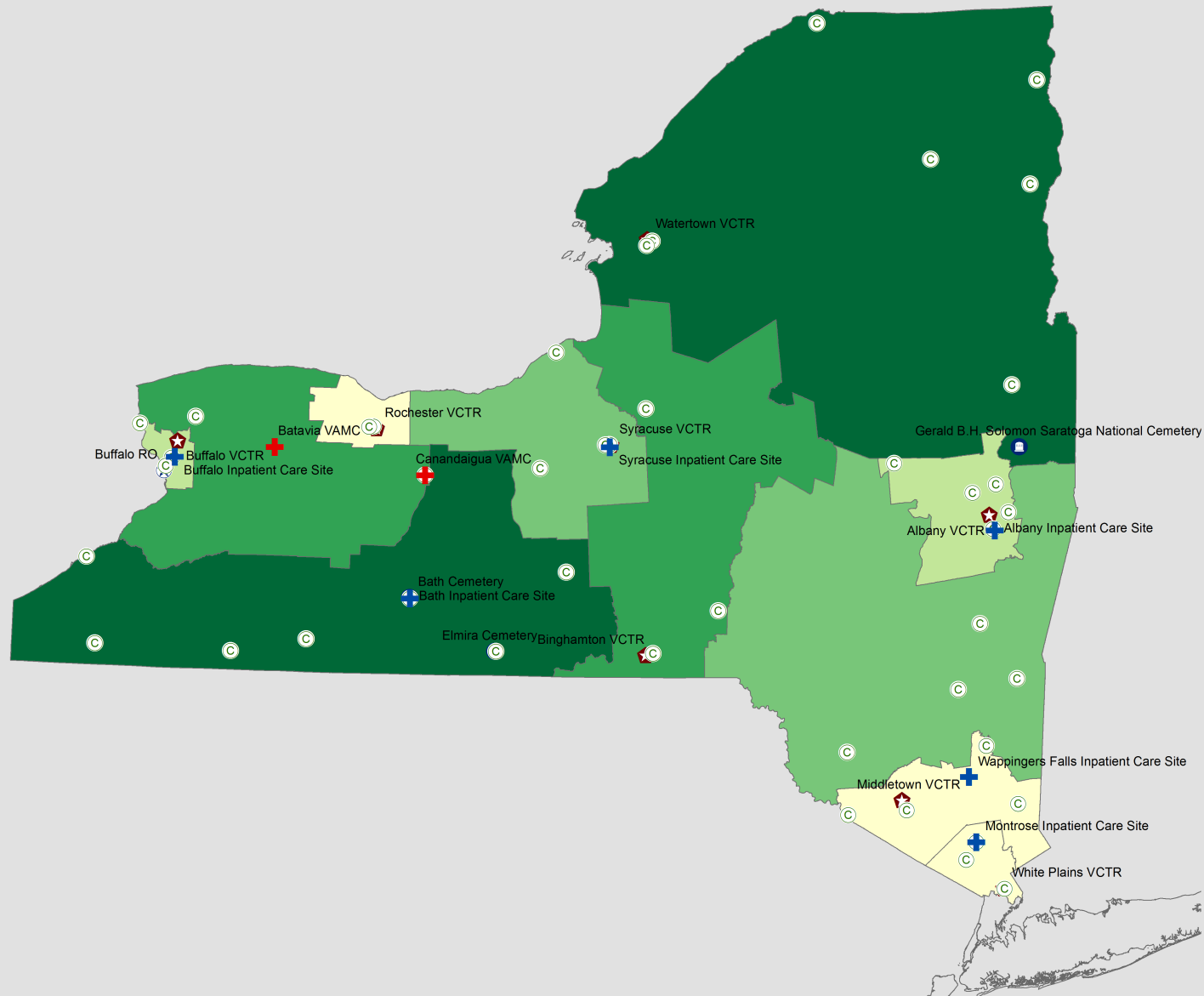
Sources: Population: VA Office of Data  
Governance and Analytics: VetPop2016 as of  
9/30/2016.  
VHA Office of Policy and Planning: VAST  
data FY16Q4.

[National Center for Veterans Analysis and  
Statistics](#) [Contact us](#)  
Produced 07/06/2017



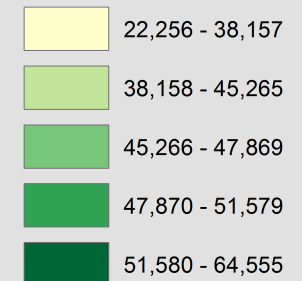


# VA Facilities By Congressional District (114th): New York (Minus Manhattan)



- + VA Medical Center with Hospital Service
- + VA Medical Center without Hospital Service
- VA Clinic
- VA Extended Care (Stand Alone)
- VA Residential Care (Stand Alone)
- ★ Vet Center
- ★ Regional Office
- VA Cemetery

## Veteran Population by Congressional District



New York ranks #5 in total Veteran Population

Veteran Population = 806,827

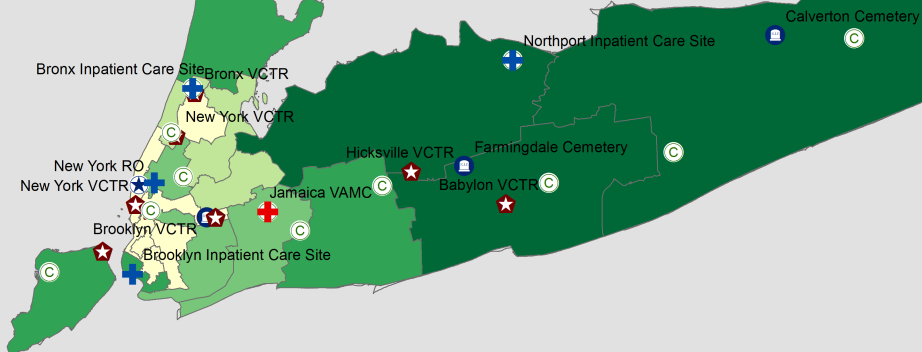
Sources: Population: VA Office of Data Governance and Analytics: VetPop2016 as of 9/30/2016.  
VHA Office of Policy and Planning: VAST data FY16Q4.

[National Center for Veterans Analysis and Statistics](#) [Contact us](#)  
Produced 07/06/2017



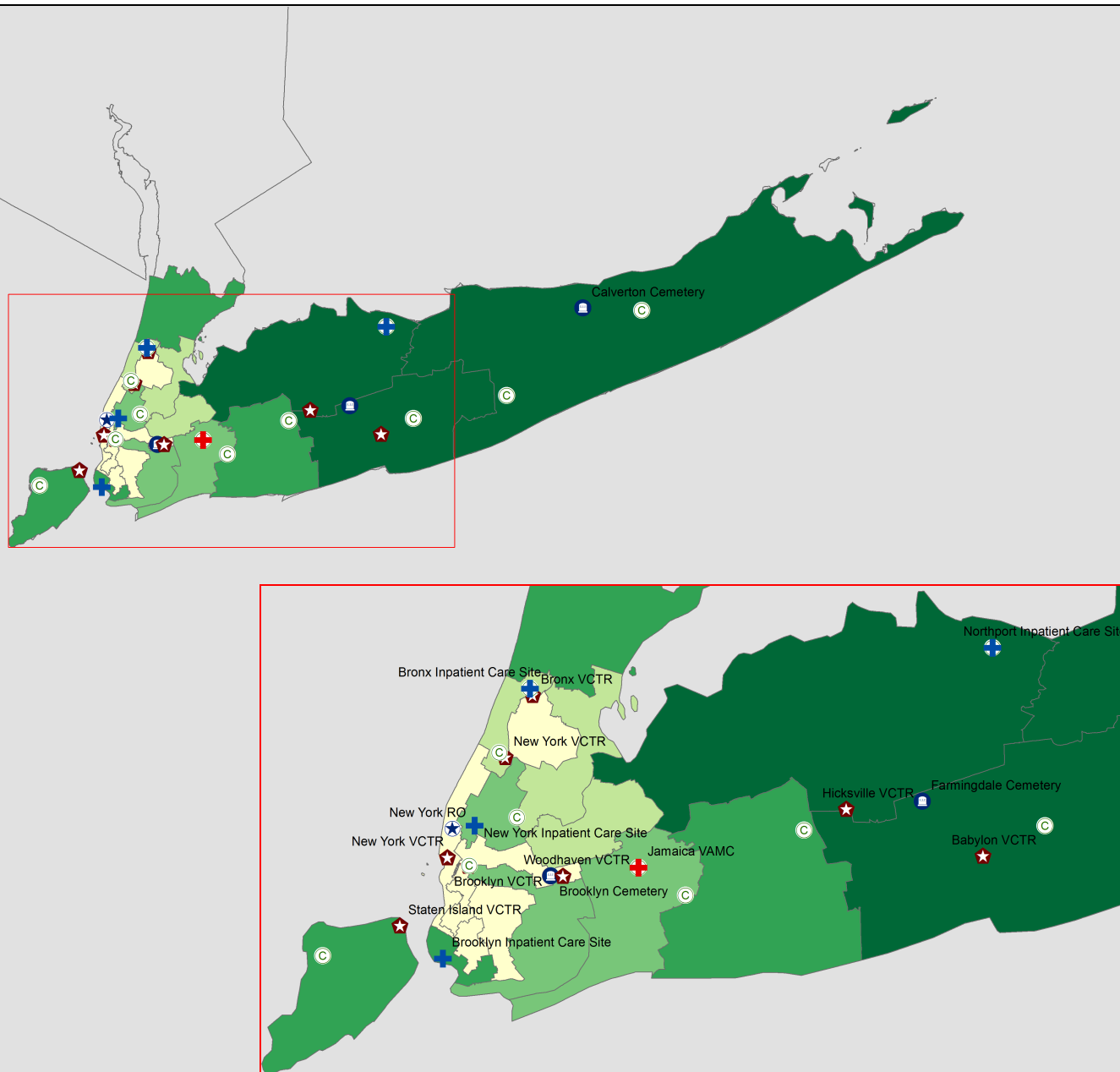


# VA Facilities By Congressional District (114th): New York (Manhattan)



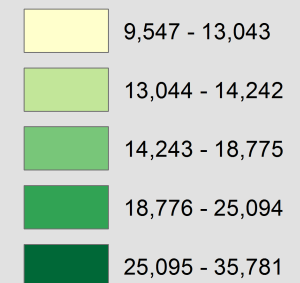


# VA Facilities By Congressional District (114th): New York (Manhattan)



- + VA Medical Center with Hospital Service
- + VA Medical Center without Hospital Service
- VA Clinic
- VA Extended Care (Stand Alone)
- VA Residential Care (Stand Alone)
- ★ Vet Center
- ★ Regional Office
- VA Cemetery

## Veteran Population by Congressional District



New York ranks #5 in total Veteran Population

Veteran Population = 806,827

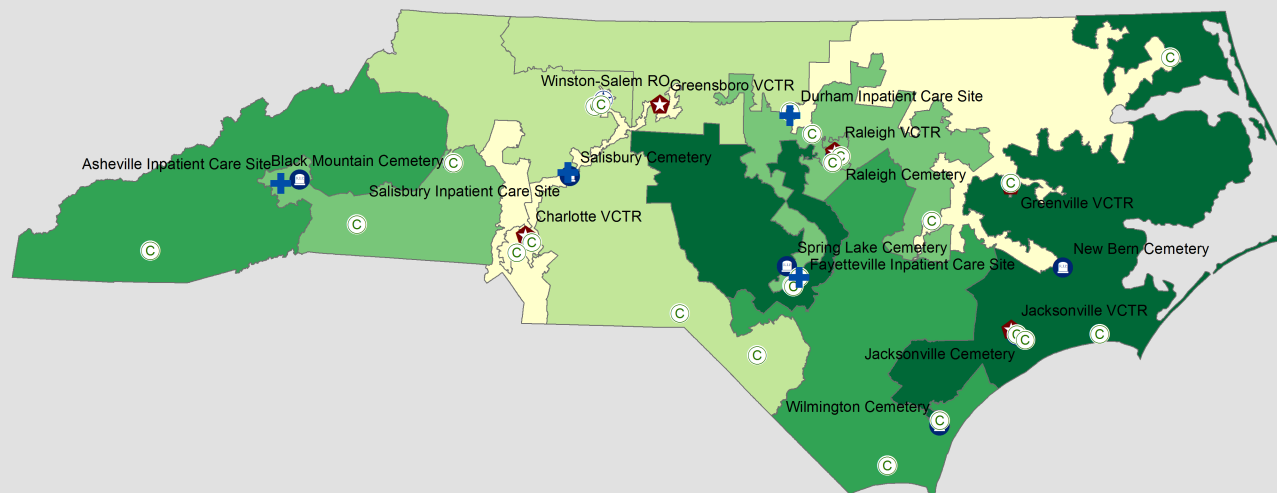
Sources: Population: VA Office of Data Governance and Analytics: VetPop2016 as of 9/30/2016.  
VHA Office of Policy and Planning: VAST data FY16Q4.

[National Center for Veterans Analysis and Statistics](#)  
[Contact us](#)  
Produced 07/06/2017



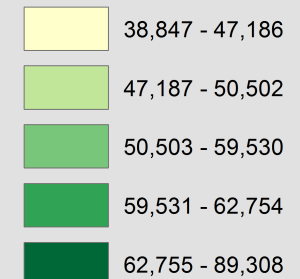


# VA Facilities By Congressional District (114th): North Carolina



- + VA Medical Center with Hospital Service
- + VA Medical Center without Hospital Service
- C VA Clinic
- C VA Extended Care (Stand Alone)
- R VA Residential Care (Stand Alone)
- ★ Vet Center
- ★ Regional Office
- C VA Cemetery

## Veteran Population by Congressional District

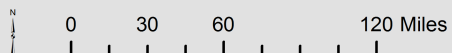


North Carolina ranks #7 in total Veteran Population

Veteran Population = 731,378

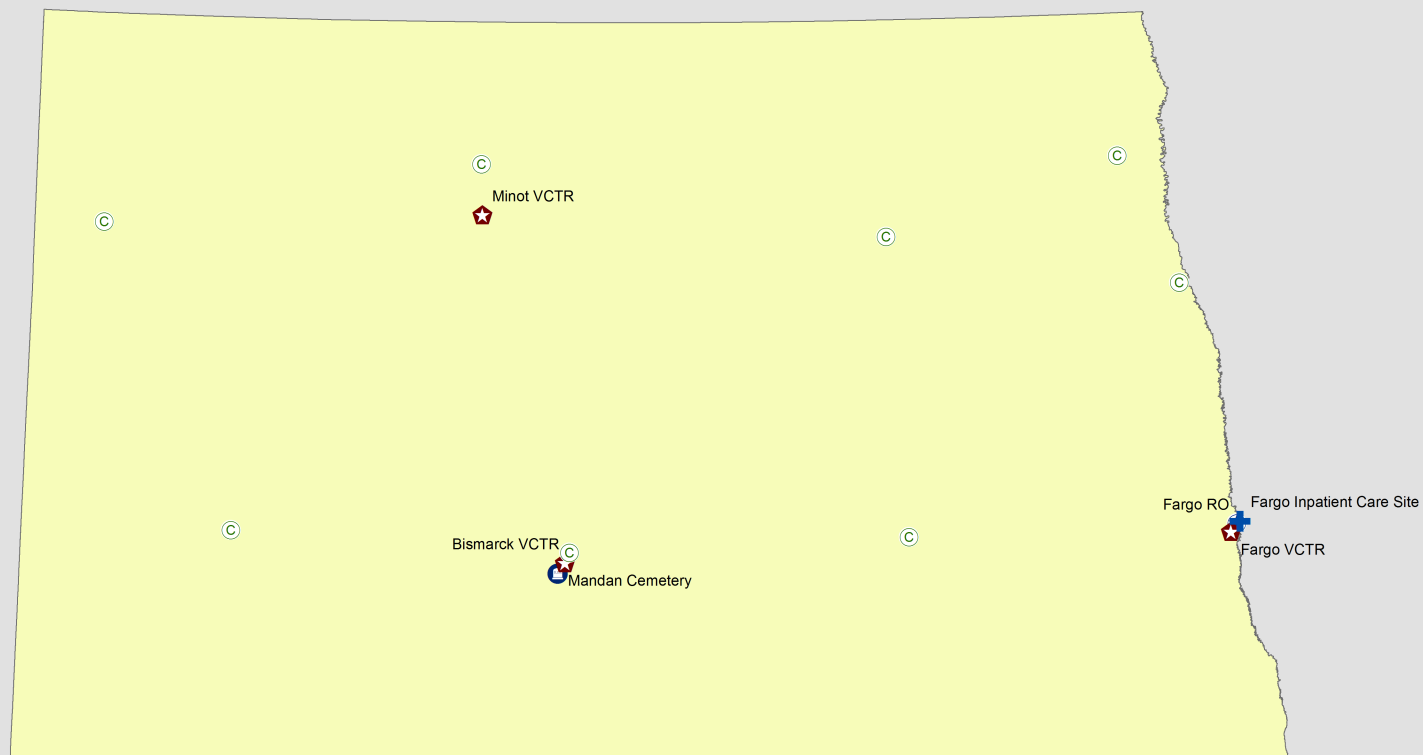
Sources: Population: VA Office of Data Governance and Analytics: VetPop2016 as of 9/30/2016.  
VHA Office of Policy and Planning: VAST data FY16Q4.

[National Center for Veterans Analysis and Statistics](#) [Contact us](#)  
Produced 07/06/2017





# VA Facilities By Congressional District (114th): North Dakota



- + VA Medical Center with Hospital Service
- + VA Medical Center without Hospital Service
- VA Clinic
- VA Extended Care (Stand Alone)
- VA Residential Care (Stand Alone)
- ★ Vet Center
- ★ Regional Office
- VA Cemetery

## Veteran Population by Congressional District

52,043

North Dakota ranks #49 in total Veteran Population

Veteran Population = 52,043

Sources: Population: VA Office of Data Governance and Analytics: VetPop2016 as of 9/30/2016.

VHA Office of Policy and Planning: VAST data FY16Q4.

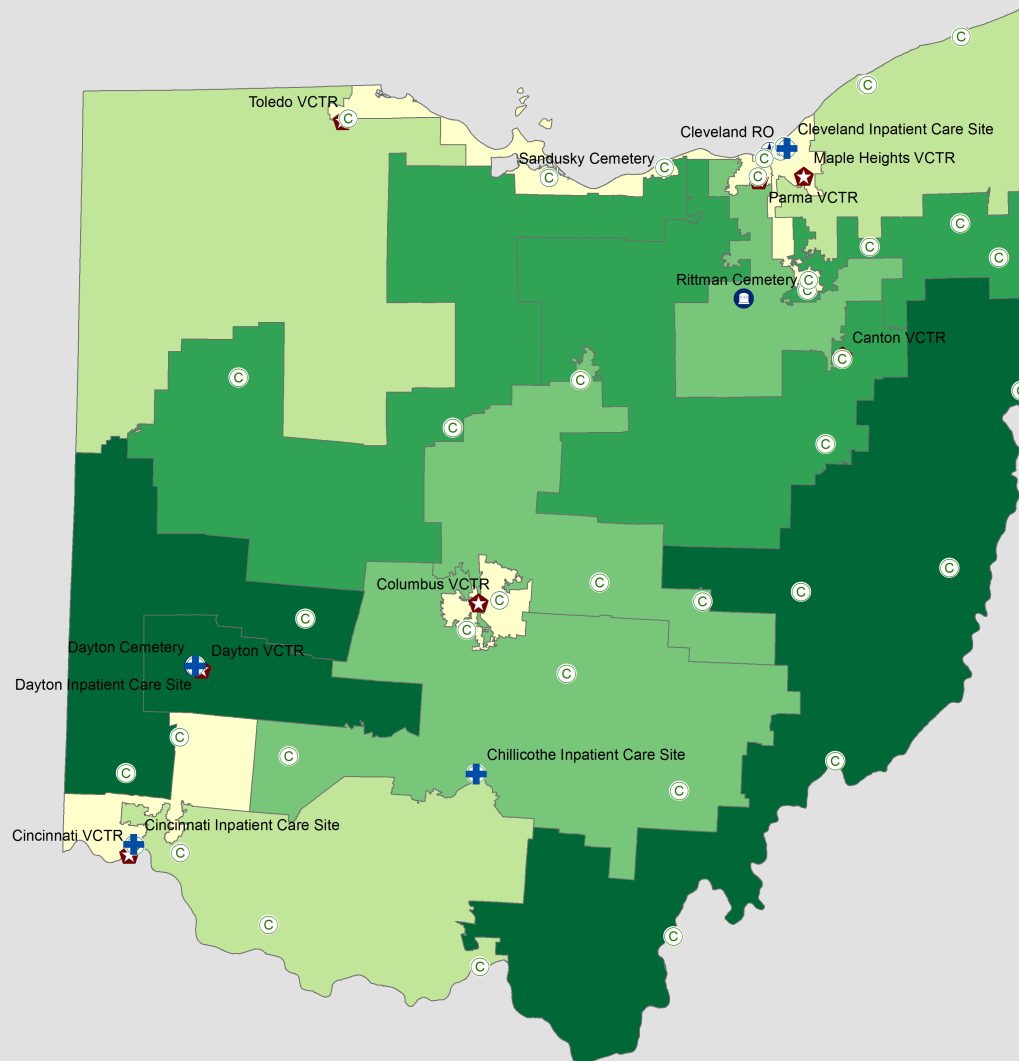
[National Center for Veterans Analysis and Statistics](#) [Contact us](#)

Produced 07/06/2017

0 20 40 80 Miles

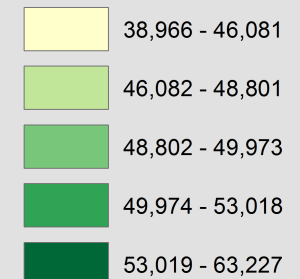


# VA Facilities By Congressional District (114th): Ohio



- VA Medical Center with Hospital Service
- VA Medical Center without Hospital Service
- VA Clinic
- VA Extended Care (Stand Alone)
- VA Residential Care (Stand Alone)
- Vet Center
- Regional Office
- VA Cemetery

## Veteran Population by Congressional District



Ohio ranks #6 in total Veteran Population

Veteran Population = 796,267

Sources: Population: VA Office of Data Governance and Analytics: VetPop2016 as of 9/30/2016.  
VHA Office of Policy and Planning: VAST data FY16Q4.

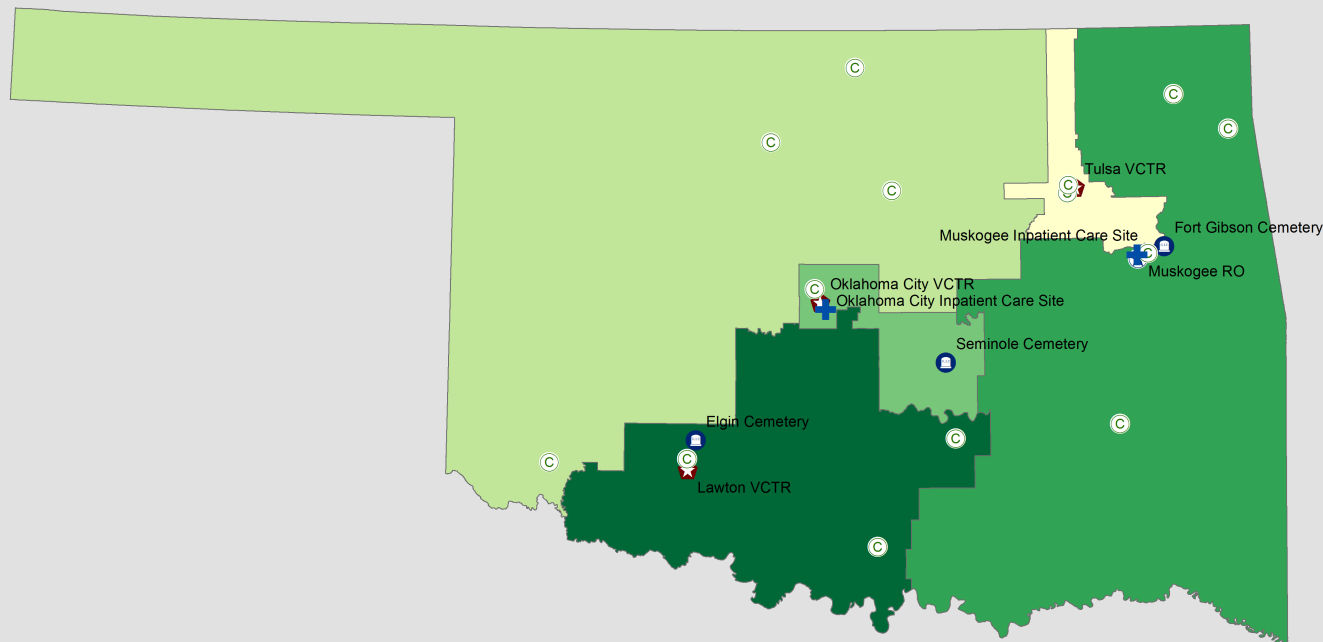
[National Center for Veterans Analysis and Statistics](#) [Contact us](#)

Produced 07/06/2017



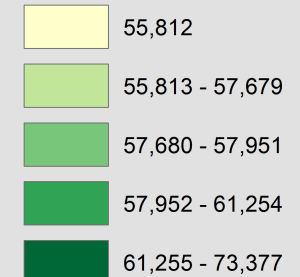


# VA Facilities By Congressional District (114th): Oklahoma



- + VA Medical Center with Hospital Service
- + VA Medical Center without Hospital Service
- VA Clinic
- VA Extended Care (Stand Alone)
- VA Residential Care (Stand Alone)
- ★ Vet Center
- ★ Regional Office
- VA Cemetery

## Veteran Population by Congressional District



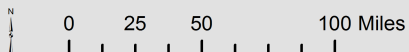
Oklahoma ranks #26 in total Veteran  
Population

Veteran Population = 306,074

Sources: Population: VA Office of Data  
Governance and Analytics: VetPop2016 as of  
9/30/2016.  
VHA Office of Policy and Planning: VAST  
data FY16Q4.

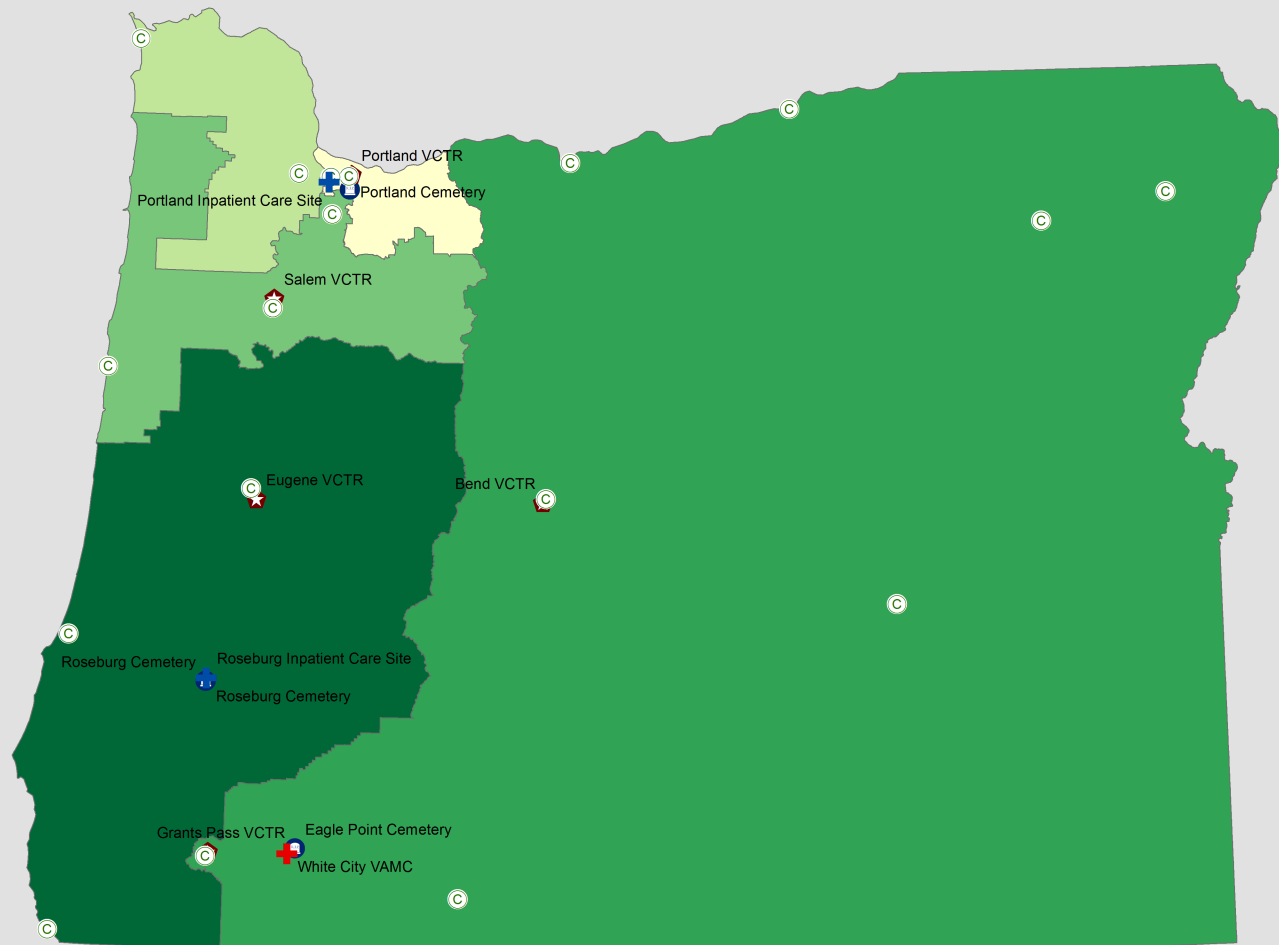
[National Center for Veterans Analysis and  
Statistics](#) [Contact us](#)

Produced 07/06/2017



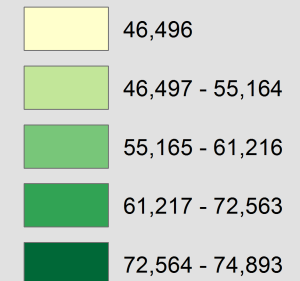


# VA Facilities By Congressional District (114th): Oregon



- VA Medical Center with Hospital Service
- VA Medical Center without Hospital Service
- VA Clinic
- VA Extended Care (Stand Alone)
- VA Residential Care (Stand Alone)
- Vet Center
- Regional Office
- VA Cemetery

## Veteran Population by Congressional District



Oregon ranks #25 in total Veteran Population

Veteran Population = 310,333

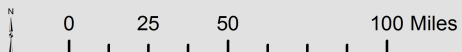
Sources: Population: VA Office of Data Governance and Analytics: VetPop2016 as of 9/30/2016.

VHA Office of Policy and Planning: VAST data FY16Q4.

[National Center for Veterans Analysis and](#)

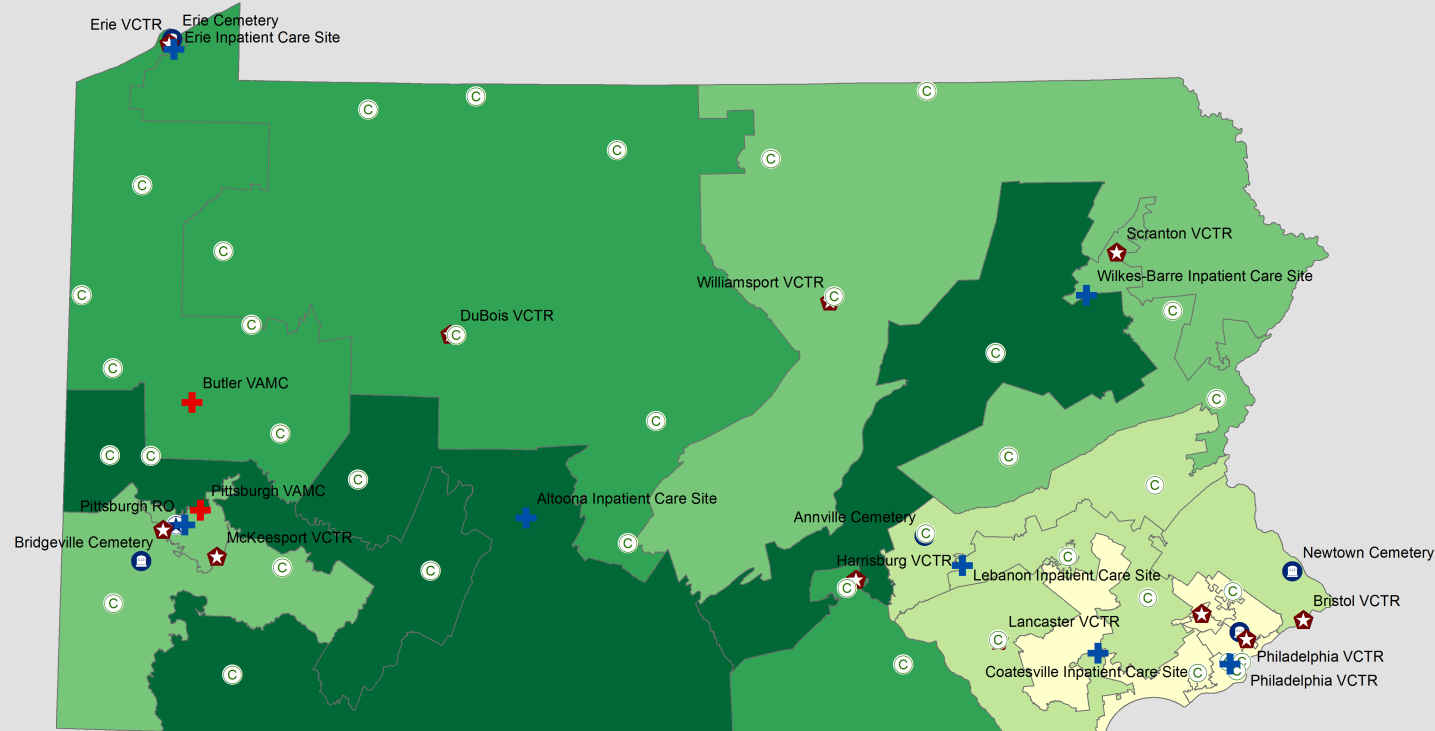
[Statistics](#) [Contact us](#)

Produced 07/06/2017



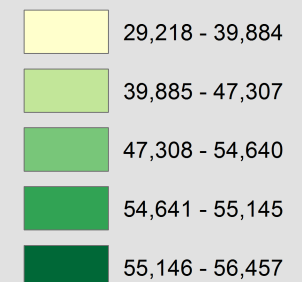


# VA Facilities By Congressional District (114th): Pennsylvania



- + VA Medical Center with Hospital Service
- + VA Medical Center without Hospital Service
- VA Clinic
- VA Extended Care (Stand Alone)
- VA Residential Care (Stand Alone)
- ★ Vet Center
- ★ Regional Office
- VA Cemetery

## Veteran Population by Congressional District

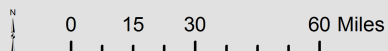


Pennsylvania ranks #4 in total Veteran  
Population

Veteran Population = 845,507

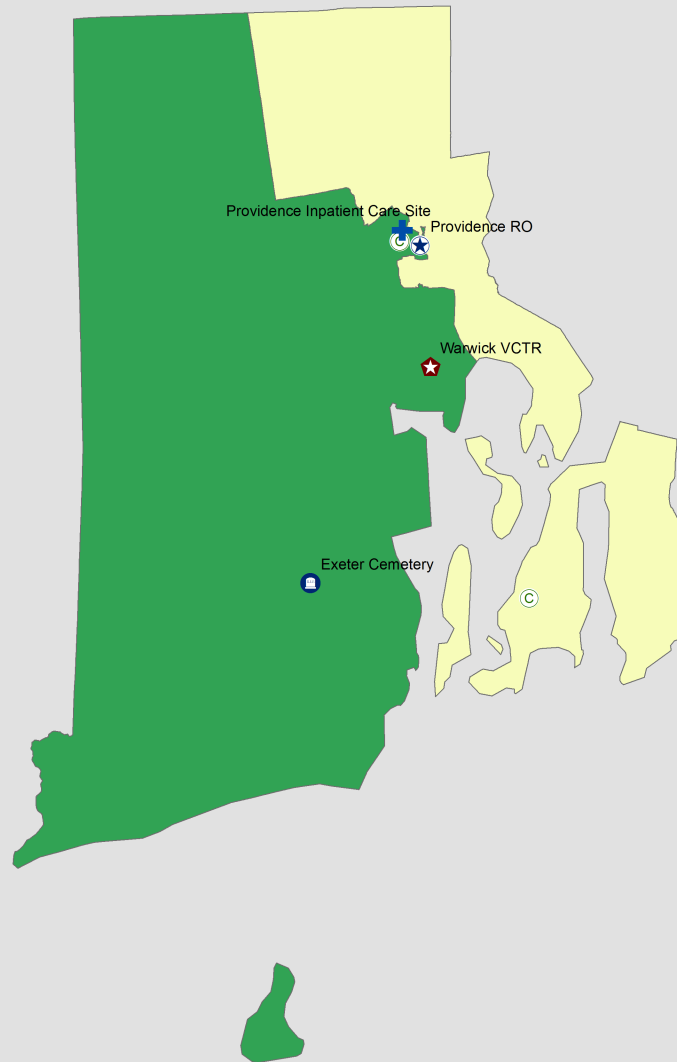
Sources: Population: VA Office of Data  
Governance and Analytics: VetPop2016 as of  
9/30/2016.  
VHA Office of Policy and Planning: VAST  
data FY16Q4.

[National Center for Veterans Analysis and  
Statistics](#) [Contact us](#)  
Produced 07/06/2017






# VA Facilities By Congressional District (114th): Rhode Island



- VA Medical Center with Hospital Service
- VA Medical Center without Hospital Service
- VA Clinic
- VA Extended Care (Stand Alone)
- VA Residential Care (Stand Alone)
- Vet Center
- Regional Office
- VA Cemetery

## Veteran Population by Congressional District

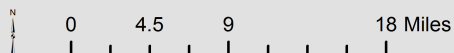


Rhode Island ranks #48 in total Veteran Population

Veteran Population = 65,470

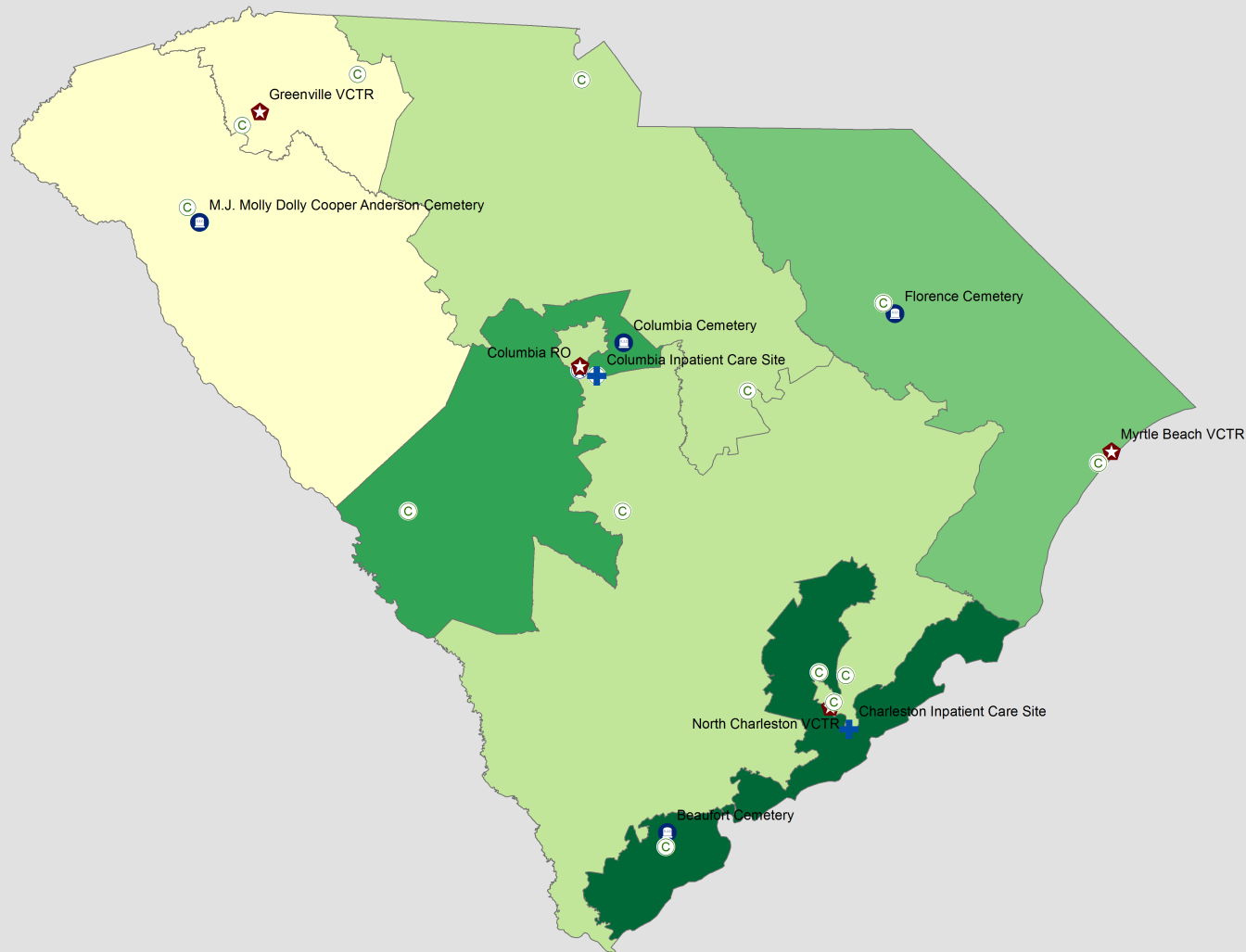
Sources: Population: VA Office of Data Governance and Analytics: VetPop2016 as of 9/30/2016.  
VHA Office of Policy and Planning: VAST data FY16Q4.

[National Center for Veterans Analysis and Statistics](#) [Contact us](#)  
Produced 07/06/2017



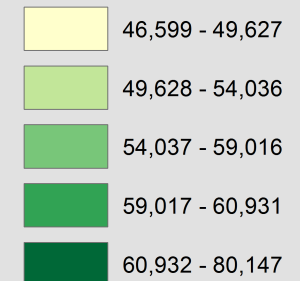


# VA Facilities By Congressional District (114th): South Carolina



- VA Medical Center with Hospital Service
- VA Medical Center without Hospital Service
- VA Clinic
- VA Extended Care (Stand Alone)
- VA Residential Care (Stand Alone)
- Vet Center
- Regional Office
- VA Cemetery

## Veteran Population by Congressional District



South Carolina ranks #18 in total Veteran Population

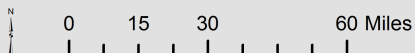
Veteran Population = 403,948

Sources: Population: VA Office of Data Governance and Analytics: VetPop2016 as of 9/30/2016.

VHA Office of Policy and Planning: VAST data FY16Q4.

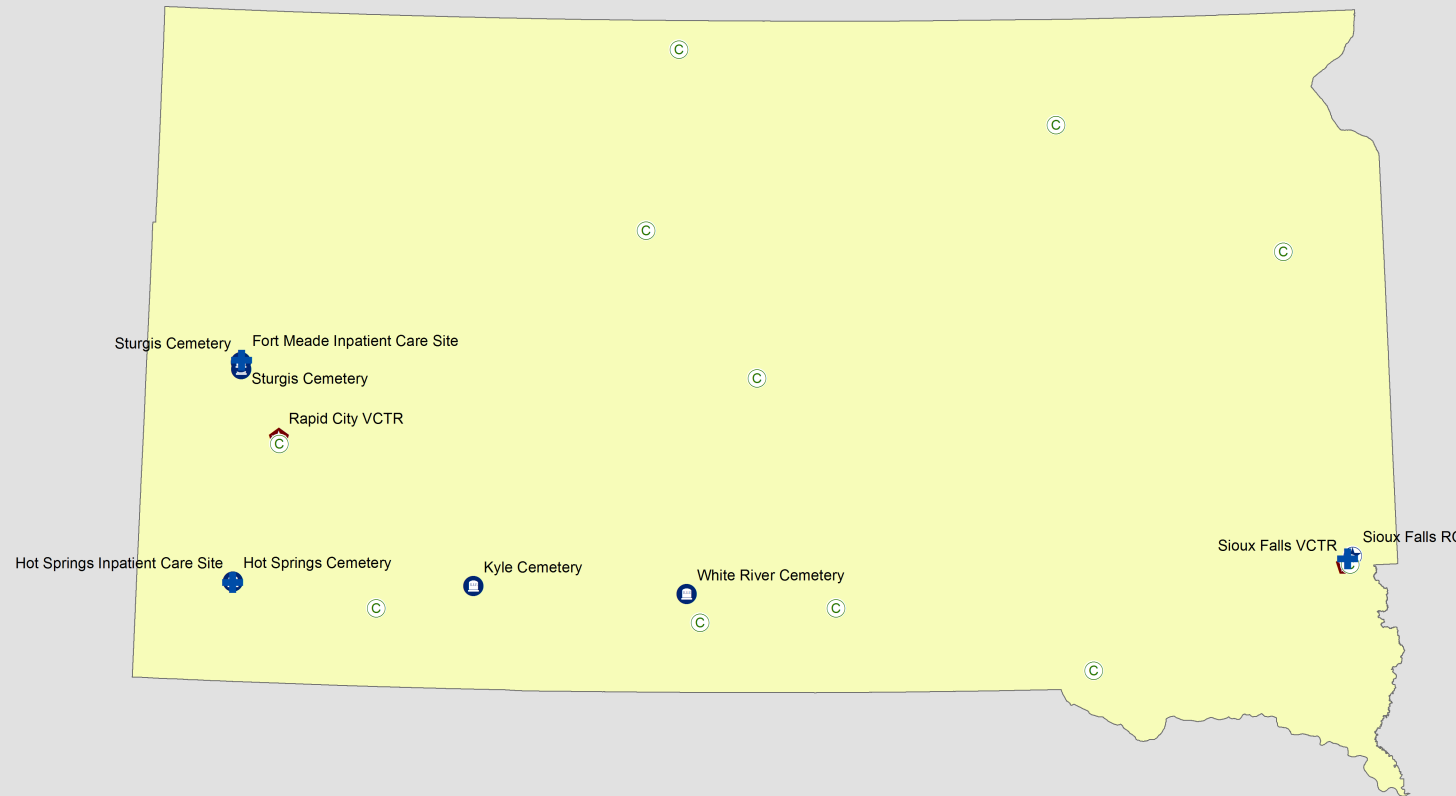
[National Center for Veterans Analysis and Statistics](#) [Contact us](#)

Produced 07/06/2017





# VA Facilities By Congressional District (114th): South Dakota



0 20 40 80 Miles

- VA Medical Center with Hospital Service
- VA Medical Center without Hospital Service
- VA Clinic
- VA Extended Care (Stand Alone)
- VA Residential Care (Stand Alone)
- Vet Center
- Regional Office
- VA Cemetery

## Veteran Population by Congressional District

65,893

South Dakota ranks #47 in total Veteran Population

Veteran Population = 65,893

Sources: Population: VA Office of Data Governance and Analytics: VetPop2016 as of 9/30/2016.

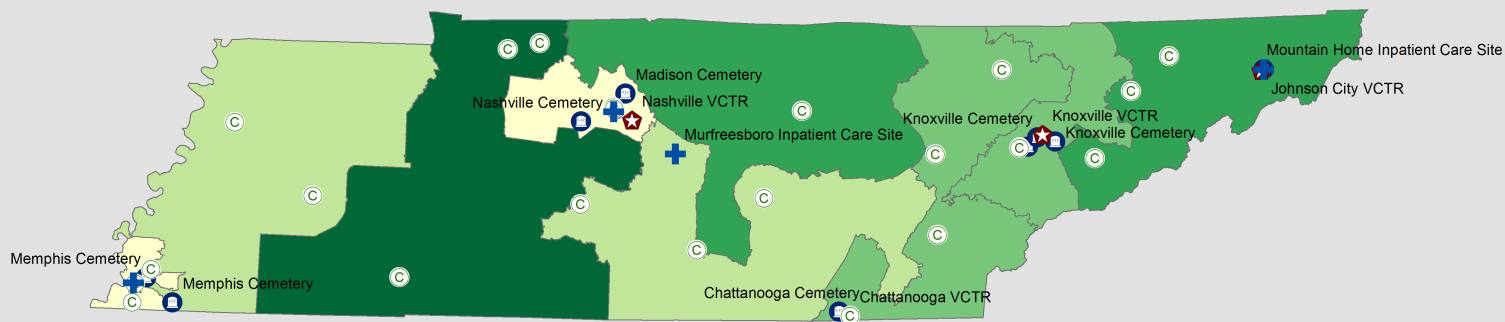
VHA Office of Policy and Planning: VAST data FY16Q4.

[National Center for Veterans Analysis and Statistics](#) [Contact us](#)

Produced 07/06/2017

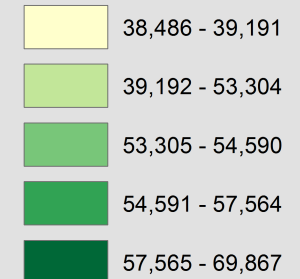


# VA Facilities By Congressional District (114th): Tennessee



- VA Medical Center with Hospital Service
- VA Medical Center without Hospital Service
- VA Clinic
- VA Extended Care (Stand Alone)
- VA Residential Care (Stand Alone)
- Vet Center
- Regional Office
- VA Cemetery

## Veteran Population by Congressional District



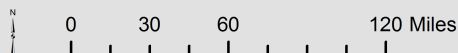
Tennessee ranks #14 in total Veteran Population

Veteran Population = 474,686

Sources: Population: VA Office of Data Governance and Analytics: VetPop2016 as of 9/30/2016.  
VHA Office of Policy and Planning: VAST data FY16Q4.

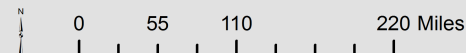
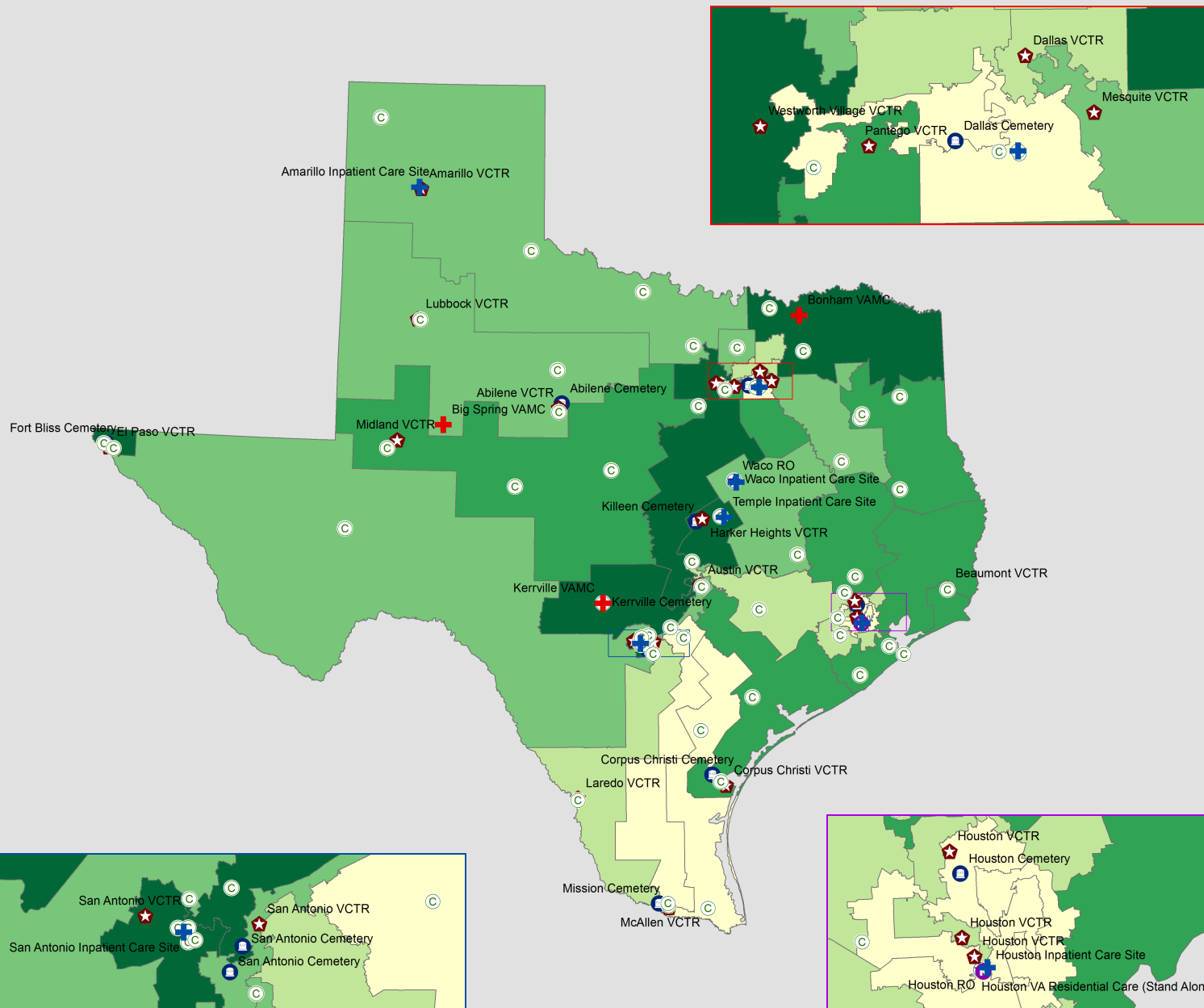
[National Center for Veterans Analysis and Statistics](#) [Contact us](#)

Produced 07/06/2017



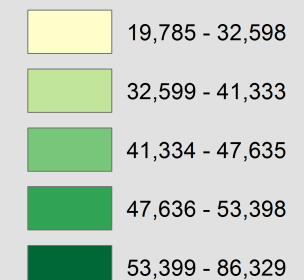


# VA Facilities By Congressional District (114th): Texas



- + VA Medical Center with Hospital Service
- + VA Medical Center without Hospital Service
- VA Clinic
- VA Extended Care (Stand Alone)
- VA Residential Care (Stand Alone)
- ★ Vet Center
- ★ Regional Office
- VA Cemetery

## Veteran Population by Congressional District



Texas ranks #2 in total Veteran Population

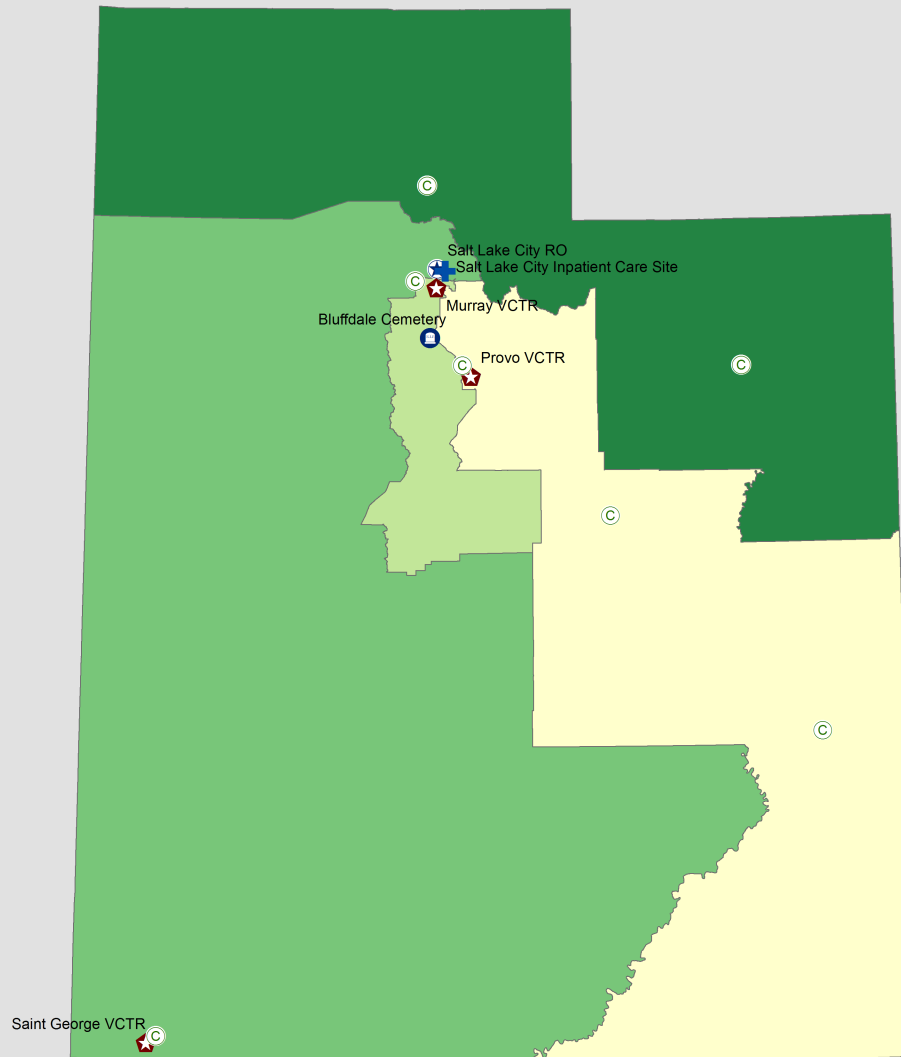
Veteran Population = 1,594,564

Sources: Population: VA Office of Data Governance and Analytics: VetPop2016 as of 9/30/2016.  
VHA Office of Policy and Planning: VAST data FY16Q4.

[National Center for Veterans Analysis and Statistics](#)  
[Contact us](#)  
Produced 07/06/2017

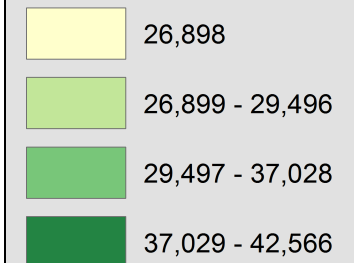


# VA Facilities By Congressional District (114th): Utah



- VA Medical Center with Hospital Service
- VA Medical Center without Hospital Service
- VA Clinic
- VA Extended Care (Stand Alone)
- VA Residential Care (Stand Alone)
- Vet Center
- Regional Office
- VA Cemetery

## Veteran Population by Congressional District



Utah ranks #37 in total Veteran Population

Veteran Population = 135,988

Sources: Population: VA Office of Data Governance and Analytics: VetPop2016 as of 9/30/2016.

VHA Office of Policy and Planning: VAST data FY16Q4.

[National Center for Veterans Analysis and Statistics](#) [Contact us](#)

Produced 07/06/2017



0 25 50 100 Miles



## VA Facilities By Congressional District (114th): Vermont



- VA Medical Center with Hospital Service
- VA Medical Center without Hospital Service
- VA Clinic
- VA Extended Care (Stand Alone)
- VA Residential Care (Stand Alone)
- Vet Center
- Regional Office
- VA Cemetery

### Veteran Population by Congressional District

44,271

Vermont ranks #51 in total Veteran  
Population

Veteran Population = 44,271

Sources: Population: VA Office of Data  
Governance and Analytics: VetPop2016 as of  
9/30/2016.  
VHA Office of Policy and Planning: VAST  
data FY16Q4.

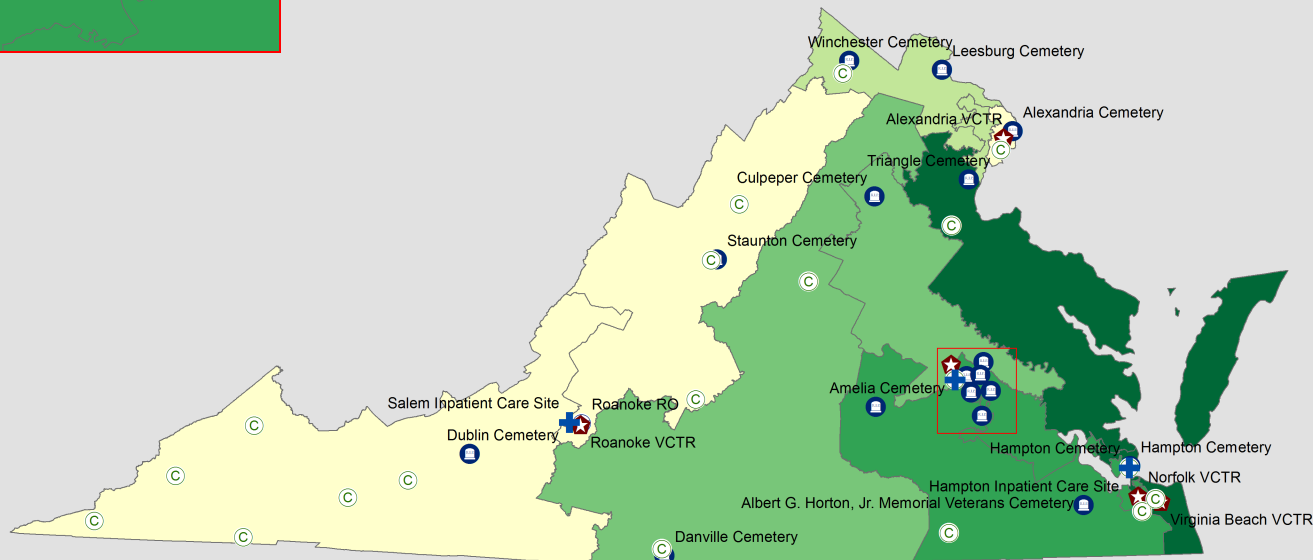
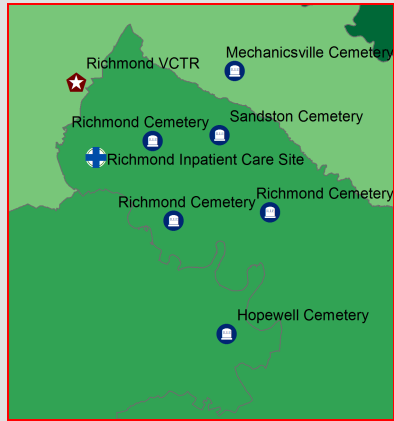
[National Center for Veterans Analysis and  
Statistics](#) [Contact us](#)

Produced 07/06/2017

0 10 20 40 Miles

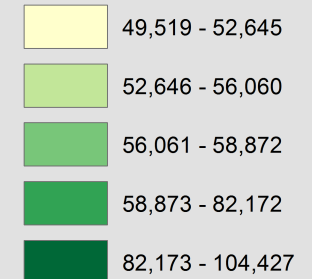


# VA Facilities By Congressional District (114th): Virginia



- + VA Medical Center with Hospital Service
- + VA Medical Center without Hospital Service
- VA Clinic
- VA Extended Care (Stand Alone)
- VA Residential Care (Stand Alone)
- ★ Vet Center
- ★ Regional Office
- VA Cemetery

## Veteran Population by Congressional District



Virginia ranks #8 in total Veteran Population

Veteran Population = 729,398

Sources: Population: VA Office of Data Governance and Analytics: VetPop2016 as of 9/30/2016.  
VHA Office of Policy and Planning: VAST data FY16Q4.

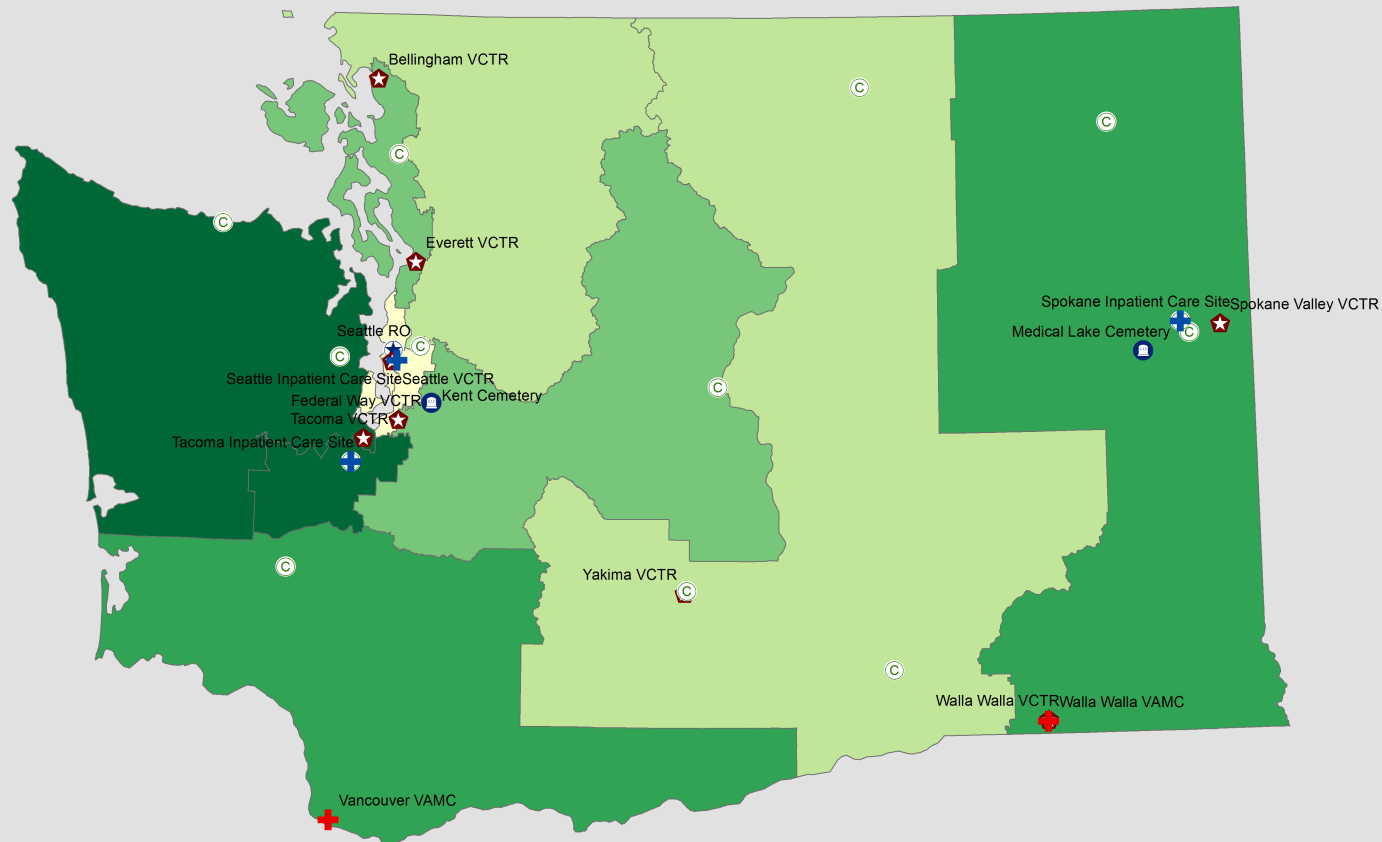
[National Center for Veterans Analysis and Statistics](#)  
[Contact us](#)  
Produced 07/06/2017



0 25 50 100 Miles

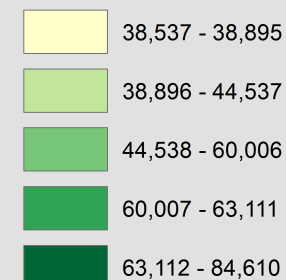


# VA Facilities By Congressional District (114th): Washington



- + VA Medical Center with Hospital Service
- + VA Medical Center without Hospital Service
- VA Clinic
- VA Extended Care (Stand Alone)
- VA Residential Care (Stand Alone)
- ★ Vet Center
- ★ Regional Office
- VA Cemetery

## Veteran Population by Congressional District



Washington ranks #12 in total Veteran  
Population

Veteran Population = 567,799

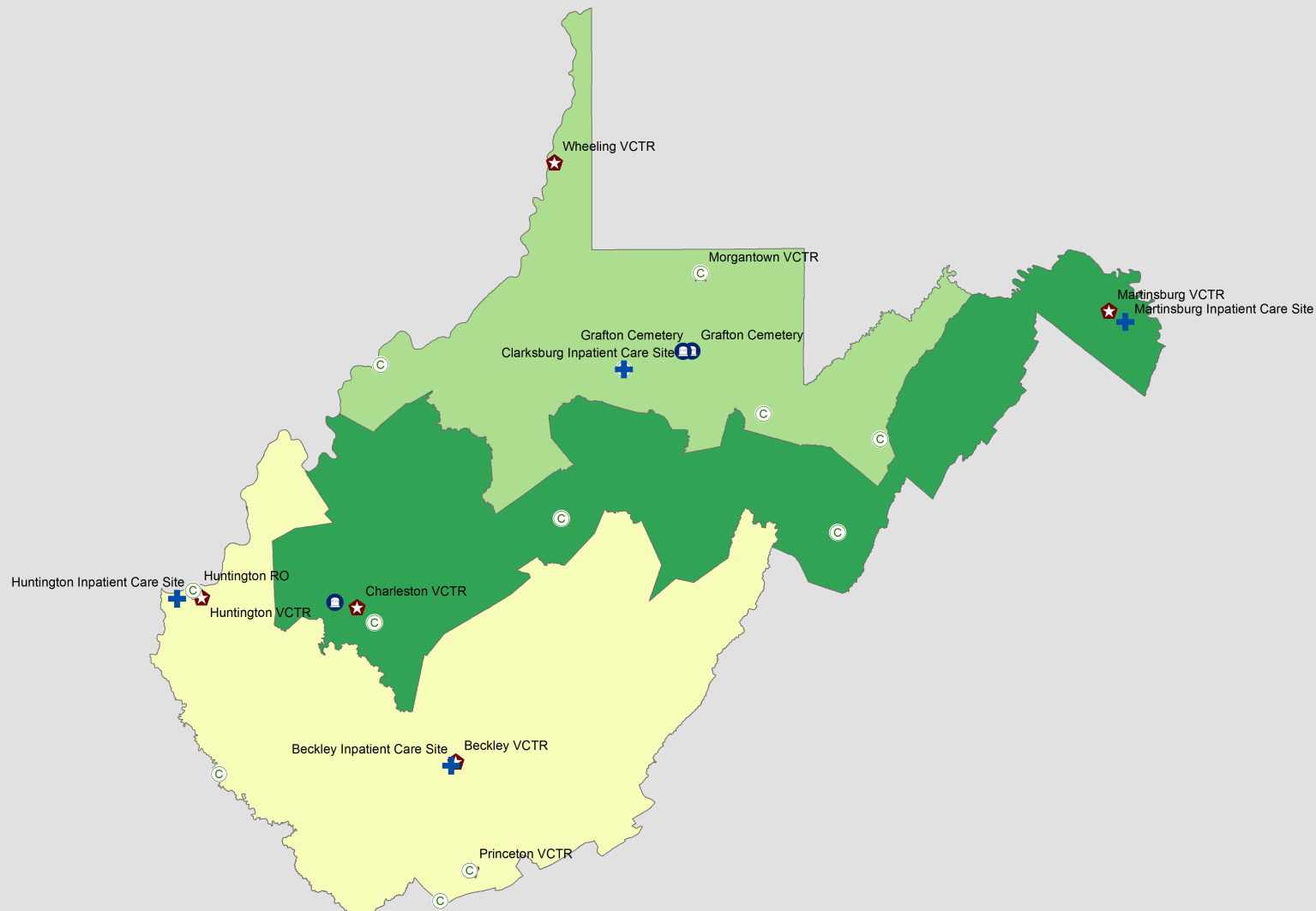
Sources: Population: VA Office of Data  
Governance and Analytics: VetPop2016 as of  
9/30/2016.  
VHA Office of Policy and Planning: VAST  
data FY16Q4.

[National Center for Veterans Analysis and  
Statistics](#) [Contact us](#)  
Produced 07/06/2017






# VA Facilities By Congressional District (114th): West Virginia



- + VA Medical Center with Hospital Service
- + VA Medical Center without Hospital Service
- VA Clinic
- VA Extended Care (Stand Alone)
- VA Residential Care (Stand Alone)
- ★ Vet Center
- ★ Regional Office
- VA Cemetery

## Veteran Population by Congressional District



West Virginia ranks #36 in total Veteran Population

Veteran Population = 145,309

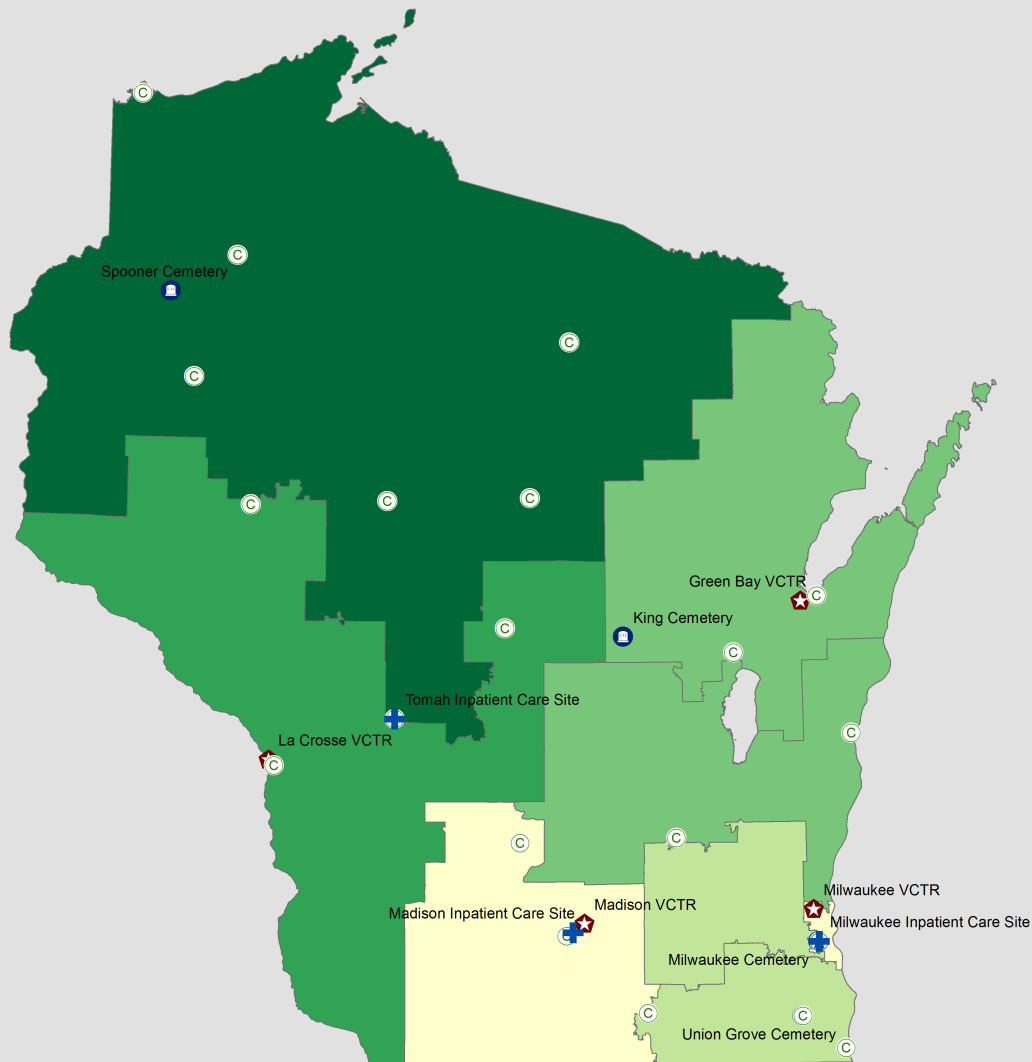
Sources: Population: VA Office of Data Governance and Analytics: VetPop2016 as of 9/30/2016.  
VHA Office of Policy and Planning: VAST data FY16Q4.

[National Center for Veterans Analysis and Statistics](#) [Contact us](#)

Produced 07/06/2017

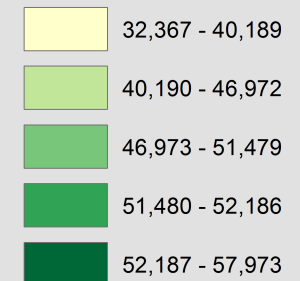


# VA Facilities By Congressional District (114th): Wisconsin



- VA Medical Center with Hospital Service
- VA Medical Center without Hospital Service
- VA Clinic
- VA Extended Care (Stand Alone)
- VA Residential Care (Stand Alone)
- Vet Center
- Regional Office
- VA Cemetery

## Veteran Population by Congressional District



Wisconsin ranks #21 in total Veteran Population

Veteran Population = 373,606

Sources: Population: VA Office of Data Governance and Analytics: VetPop2016 as of 9/30/2016.

VHA Office of Policy and Planning: VAST data FY16Q4.

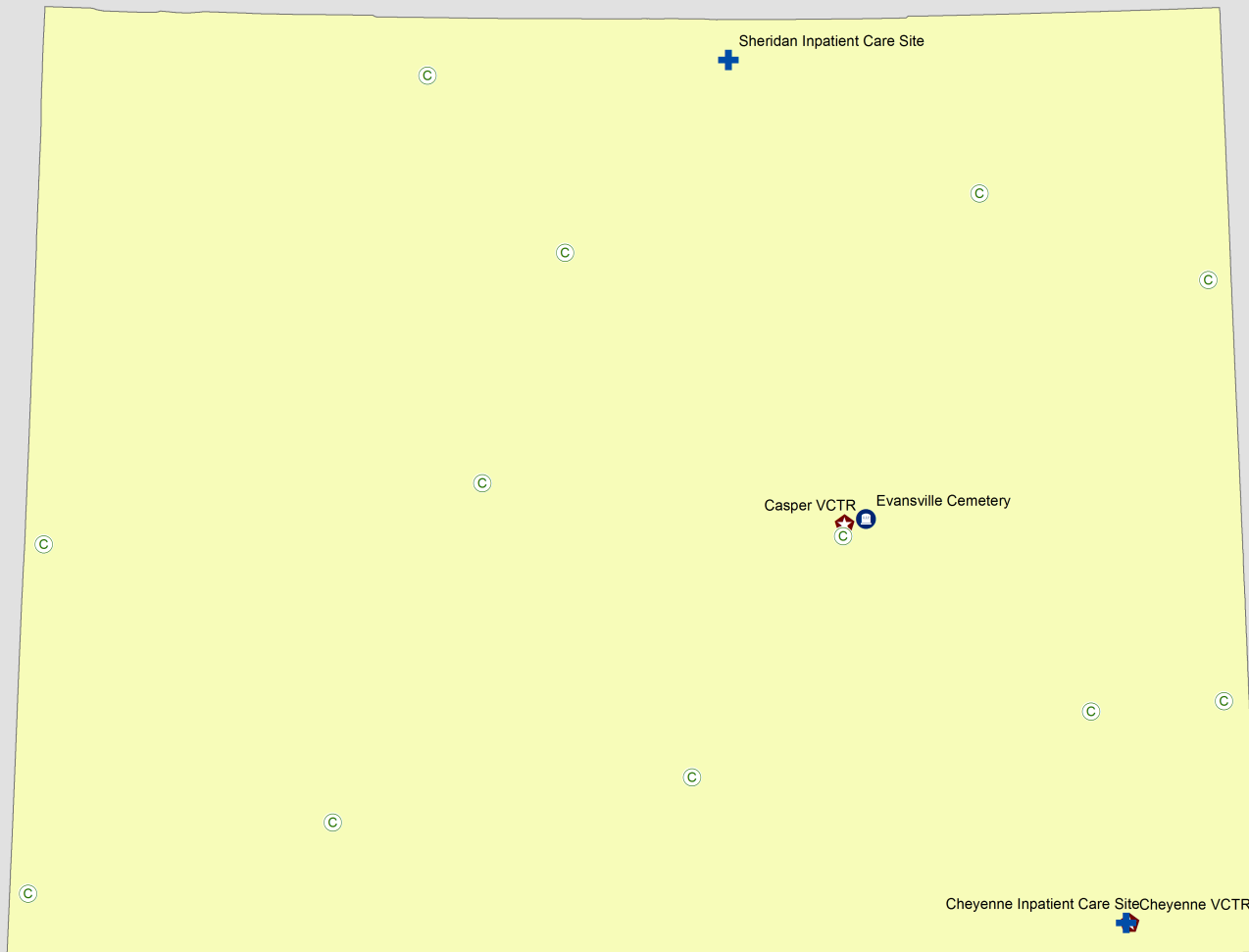
[National Center for Veterans Analysis and Statistics](#) [Contact us](#)

Produced 07/06/2017






# VA Facilities By Congressional District (114th): Wyoming



- VA Medical Center with Hospital Service
- VA Medical Center without Hospital Service
- VA Clinic
- VA Extended Care (Stand Alone)
- VA Residential Care (Stand Alone)
- Vet Center
- Regional Office
- VA Cemetery

## Veteran Population by Congressional District

 47,472

Wyoming ranks #50 in total Veteran  
Population

Veteran Population = 47,472

Sources: Population: VA Office of Data  
Governance and Analytics: VetPop2016 as of  
9/30/2016.  
VHA Office of Policy and Planning: VAST  
data FY16Q4.

[National Center for Veterans Analysis and  
Statistics](#) [Contact us](#)

Produced 07/06/2017

0 20 40 80 Miles



# VA Facilities By Congressional District (114th): American Samoa



- VA Medical Center with Hospital Service
- VA Medical Center without Hospital Service
- VA Clinic
- VA Extended Care (Stand Alone)
- VA Residential Care (Stand Alone)
- Vet Center
- Regional Office
- VA Cemetery

## Veteran Population by Congressional District

1,224

American Samoa ranks #55 in total Veteran  
Population

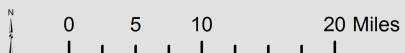
Veteran Population = 1,224

Sources: Population: VA Office of Data  
Governance and Analytics: VetPop2016 as of  
9/30/2016.

VHA Office of Policy and Planning: VAST  
data FY16Q4.

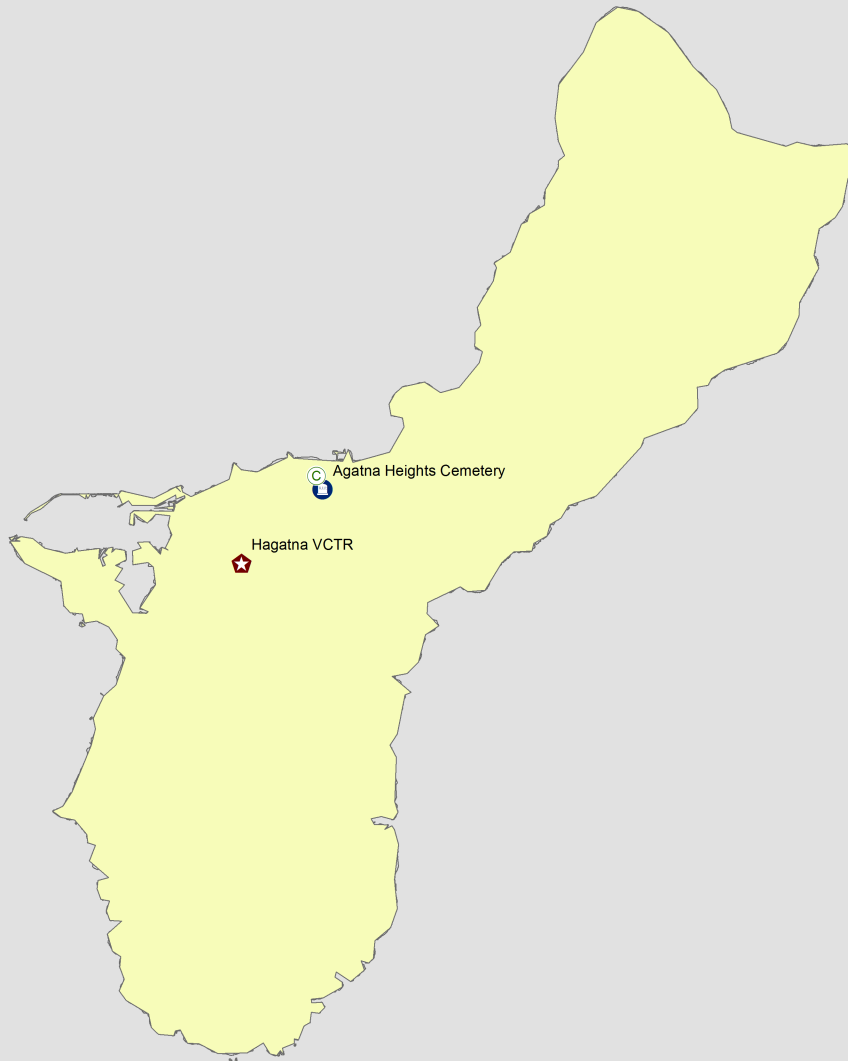
[National Center for Veterans Analysis and  
Statistics](#) [Contact us](#)

Produced 07/06/2017





# VA Facilities By Congressional District (114th): Guam



- VA Medical Center with Hospital Service
- VA Medical Center without Hospital Service
- VA Clinic
- VA Extended Care (Stand Alone)
- VA Residential Care (Stand Alone)
- Vet Center
- Regional Office
- VA Cemetery

## Veteran Population by Congressional District

9,933

Guam ranks #53 in total Veteran Population

Veteran Population = 9,933

Sources: Population: VA Office of Data Governance and Analytics: VetPop2016 as of 9/30/2016.

VHA Office of Policy and Planning: VAST data FY16Q4.

[National Center for Veterans Analysis and Statistics](#)

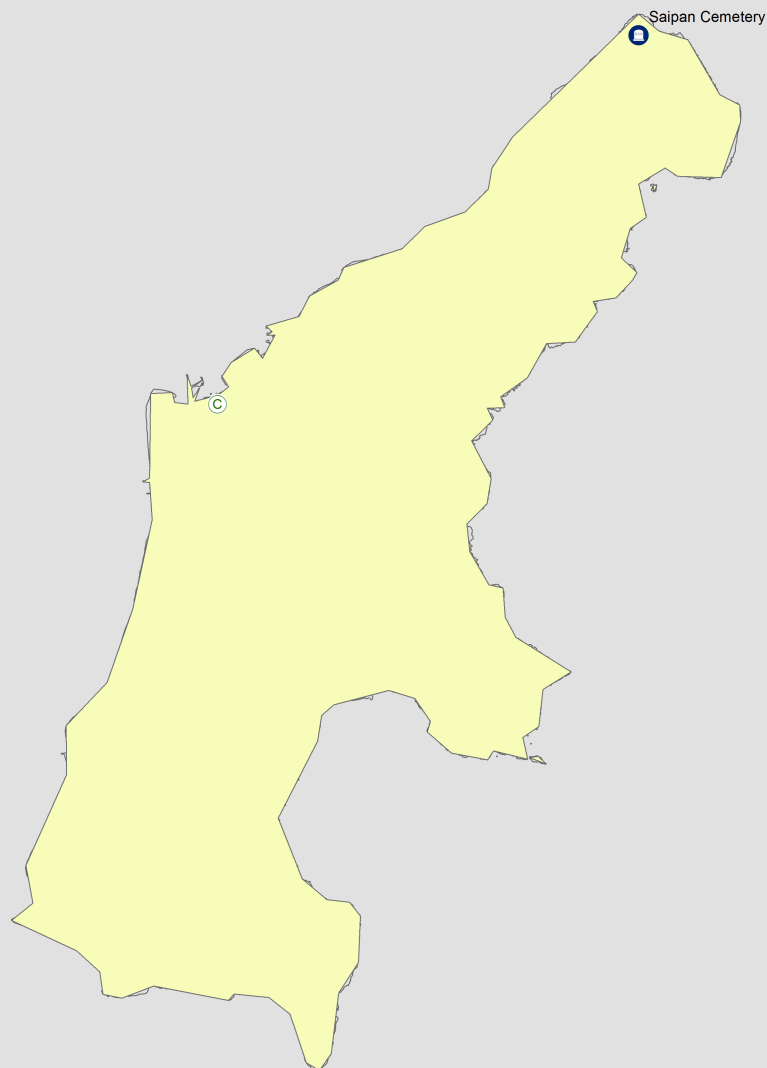
[Contact us](#)

Produced 07/06/2017

0 2 4 8 Miles



# VA Facilities By Congressional District (114th): Northern Mariana Islands



- VA Medical Center with Hospital Service
- VA Medical Center without Hospital Service
- VA Clinic
- VA Extended Care (Stand Alone)
- VA Residential Care (Stand Alone)
- Vet Center
- Regional Office
- VA Cemetery

## Veteran Population by Congressional District

884

Northern Mariana Islands ranks #56 in total  
Veteran Population

Veteran Population = 884

Sources: Population: VA Office of Data  
Governance and Analytics: VetPop2016 as of  
9/30/2016.  
VHA Office of Policy and Planning: VAST  
data FY16Q4.

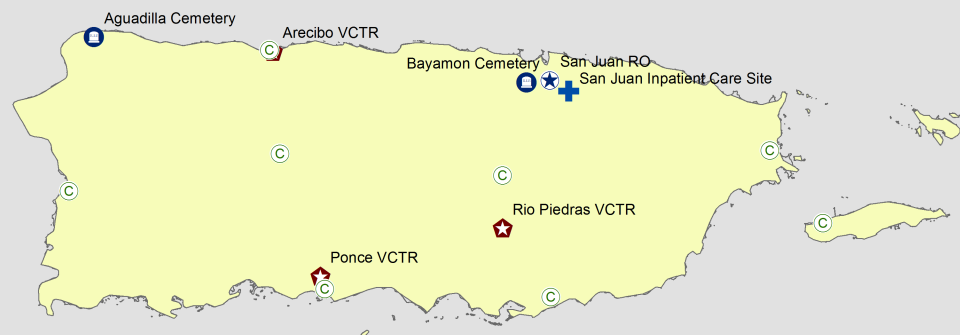
[National Center for Veterans Analysis and  
Statistics](#) [Contact us](#)

Produced 07/06/2017

0 1 2 4 Miles



## VA Facilities By Congressional District (114th): Puerto Rico



- + VA Medical Center with Hospital Service
- + VA Medical Center without Hospital Service
- VA Clinic
- VA Extended Care (Stand Alone)
- VA Residential Care (Stand Alone)
- ★ Vet Center
- ★ Regional Office
- VA Cemetery

### Veteran Population by Congressional District

82,574

Puerto Rico ranks #44 in total Veteran  
Population

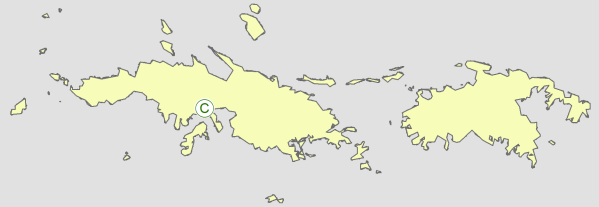
Veteran Population = 82,574

Sources: Population: VA Office of Data  
Governance and Analytics: VetPop2016 as of  
9/30/2016.  
VHA Office of Policy and Planning: VAST  
data FY16Q4.

[National Center for Veterans Analysis and  
Statistics](#) [Contact us](#)  
Produced 07/06/2017




# VA Facilities By Congressional District (114th): Virgin Islands



- VA Medical Center with Hospital Service
- VA Medical Center without Hospital Service
- VA Clinic
- VA Extended Care (Stand Alone)
- VA Residential Care (Stand Alone)
- Vet Center
- Regional Office
- VA Cemetery

## Veteran Population by Congressional District



4,479

Virgin Islands ranks #54 in total Veteran  
Population

Veteran Population = 4,479

Sources: Population: VA Office of Data  
Governance and Analytics: VetPop2016 as of  
9/30/2016.

VHA Office of Policy and Planning: VAST  
data FY16Q4.

[National Center for Veterans Analysis and  
Statistics](#) [Contact us](#)

Produced 07/06/2017



0 3.75 7.5 15 Miles